ENVIRONMENTAL • GEOTECHNICAL
BUILDING SCIENCES • MATERIALS TESTING

ATC Group Services LLC

7988 Centerpoint Dr.
Suite 100
Indianapolis, IN 46256

Phone +1 317 849 4990
Fax +1 317 849 4278

www.atcgroupservices.com

January 30, 2023
Revised on February 28, 2023

Mr. David M. Heger
Senior Counsel
AES US Services, LLC
One Monument Circle, Suite 701A
Indianapolis, Indiana 46204-2901

Re: **2022 CCR Annual Groundwater Monitoring and Corrective Action Report**
Indianapolis Power & Light Company d/b/a AES Indiana (AESI) Eagle Valley Generating Station
Martinsville, Indiana
ATC Project No. 170LF01276

Dear Mr. Heger:

ATC Group Services LLC (ATC) has prepared this 2022 CCR Annual Groundwater Monitoring and Corrective Action Report for the Ash Pond System at the AESI Eagle Valley Generating Station located outside Martinsville, Morgan County, Indiana. This report has been prepared to comply with reporting requirements described in the United States Environmental Protection Agency's (USEPA) Coal Combustion Residuals (CCR) Rule § 257.90(e). This annual report documents the status of the groundwater monitoring and corrective action program for the Ash Pond System and includes information required by § 257.90(e)(1) through § 257.90(e)(6).

Federal CCR Rule § 257.90(e)(6) specifies the following:

A section at the beginning of the annual report that provides an overview of the current status of groundwater monitoring and corrective action programs for the CCR unit. At a minimum, the summary must specify all of the following: (i) At the start of the current annual reporting period, whether the CCR unit was operating under the detection monitoring program in § 257.94 or the assessment monitoring program in § 257.95; (ii) At the end of the current annual reporting period, whether the CCR unit was operating under the detection monitoring program in § 257.94 or the assessment monitoring program in § 257.95; (iii) If it was determined that there was a statistically significant increase over background for one or more constituents listed in appendix III to this part pursuant to § 257.94(e): (A) Identify those constituents listed in appendix III to this part and the names of the monitoring wells associated with such an increase; and (B)

Provide the date when the assessment monitoring program was initiated for the CCR unit. (iv) If it was determined that there was a statistically significant level above the groundwater protection standard for one or more constituents listed in appendix IV to this part pursuant to § 257.95(g) include all of the following: (A) Identify those constituents listed in appendix IV to this part and the names of the monitoring wells associated with such an increase; (B) Provide the date when the assessment of corrective measures was initiated for the CCR unit; (C) Provide the date when the public meeting was held for the assessment of corrective measures for the CCR unit; and (D) Provide the date when the assessment of corrective measures was completed for the CCR unit. (v) Whether a remedy was selected pursuant to § 257.97 during the current annual reporting period, and if so, the date of remedy selection; and (vi) Whether remedial activities were initiated or are ongoing pursuant to § 257.98 during the current annual reporting period.

Overview of 2022 Groundwater Monitoring and Corrective Action

For the duration of the 2022 reporting period, the CCR units at the Eagle Valley Generating Station – Ash Pond System were being monitored under the Assessment Monitoring Program defined in § 257.95. Pursuant to 40 CFR 257.94(e)(2), 257.94(e)(3) and 257.95(b), the facility had previously established an Assessment Monitoring Program in accordance with the requirements of § 257.95 on July 16, 2018. Therefore, evaluation of statistically significant increase over background for one or more constituents listed in Appendix III to this part pursuant to § 257.94(e) was not performed in 2022.

At the end of the 2022 reporting period, it was determined that the following Appendix IV constituents were at statistically significant levels (SSLs) above the associated groundwater protection standards (GWPS) pursuant to § 257.95(g)[1]. The SSLs are as follows:

Arsenic

Shallow: MW-2S, MW-11S

Lithium

Shallow: MW-1S, MW-2S, MW-6S, MW-10S, MW-11S, MW-12S
Intermediate: MW-1I, MW-2I, MW-6I, MW-11I
Deep: MW-1D, MW-2D, MW-6D, MW-11D

Molybdenum

Intermediate: MW-6I, MW-11I
Deep: MW-1D, MW-6D, MW-11D

The above listed SSLs are not new constituent SSLs and were previously identified. Therefore, no new SSL notification was required pursuant to § 257.94(e).

[1] SSLs provided are based on the May 2022 monitoring event, as November 2022 sampling data was not finalized in 2022.

The assessment of corrective measures was initiated for the Eagle Valley Generating Station CCR regulated units on April 15, 2019 in response to SSLs of Appendix IV constituents exceeding GWPS. Pursuant to 40 CFR §257.96(a), a demonstration of need for a 60-day extension for the assessment of corrective measures was completed on July 12, 2019. The Corrective Measures Assessment (CMA) Report was completed and placed in the facility operating record on September 13, 2019 and subsequently amended on October 11, 2019. Groundwater nature and extent work is ongoing at the facility in support of characterizing the extent of the CCR impacted groundwater and further support of the CMA. Once the N&E is sufficiently completed, a public meeting will be held, a remedy will be selected pursuant to § 257.97, and implementation of the selected remedy will be initiated thereafter in accordance with § 257.98.

Federal CCR Rule § 257.90(e) specifies the following:

> *For existing CCR landfills and existing CCR surface impoundments, no later than January 31, 2019, and annually thereafter, the owner or operator must prepare an annual groundwater monitoring and corrective action report. For new CCR landfills, new CCR surface impoundments, and all lateral expansions of CCR units, the owner or operator must prepare the initial annual groundwater monitoring and corrective action report no later than January 31 of the year following the calendar year a groundwater monitoring system has been established for such CCR unit as required by this subpart, and annually thereafter. For the preceding calendar year, the annual report must document the status of the groundwater monitoring and corrective action program for the CCR unit, summarize key actions completed, describe any problems encountered, discuss actions to resolve the problems, and project key activities for the upcoming year. For purposes of this section, the owner or operator has prepared the annual report when the report is placed in the facility's operating record as required by § 257.105(h)(1).*

The following key actions have been completed in 2022 to comply with 40 CFR 257.90-98:

- November 2021 laboratory analytical reports were finalized and placed in the facility operating record pursuant to 40 CFR 257.95(d)(1).

- GWPSs based the new background wells MW-13S, MW-13I, and MW-13D were established following receipt of final laboratory reports from the November 2021 sampling event, and were utilized for evaluations of November 2021 SSLs (final SSL determinations were completed on May 6, 2022).

- Based on the 2021 determination that groundwater concentrations above applicable GWPSs were present at off-site properties, pursuant to § 257.95(g)(2), AESI obtained applicable environmental permit approvals for additional off-site well installation. ATC installed two off-site well nests (MW-20 and MW-22) consisting of six wells between March and April 2022, and two additional off-site well nests (MW-21 and MW-23) consisting of six wells between July and August 2022 at locations south of the facility.

- Semi-annual assessment monitoring sampling events were conducted in 2022 as required by § 257.95(b) and § 257.95(d)(1). Pursuant to 40 CFR 257.95(b), all Appendix IV constituents were sampled in 2022. Pursuant to 40 CFR 257.95(d)(1), semi-annual sampling of all Appendix III parameters and Appendix IV constituents detected in response to 40 CFR 257.95(b) was conducted in 2022. All sampling events were performed consistent with 40 CFR 257.93(e). Subsequent SSLs evaluation of the November 2021 and May 2022 data were performed within 90 days of completing the sampling and analysis pursuant to § 257.93(h)(2)[2].

- On-site N&E groundwater sampling events were completed in May and November 2022.

- Off-site N&E groundwater sampling events were completed in May, August/September, and November 2022 to define the lateral and vertical extent of Appendix IV constituents.

- Semi-Annual Remedy Selection Progress Reports pursuant to § 257.97(a) for the period of September 14, 2021 through March 10, 2022, and for the period of March 11, 2022 through September 12, 2022 were completed and placed in the facility's operating record and posted to AESI's CCR Website.

- A Revised Groundwater Sampling and Analysis Plan (SAP) dated September 22, 2022 was prepared as part of a supplemental Ash Pond System Closure & Post Closure Plan submittal to the Indiana Department of Environmental Management.

- AESI continued to collect supplemental groundwater elevation data between January and May 2022 from the pressure transducers installed at select nested monitoring well locations to refine the groundwater flow and solute transport model and to provide additional data to support the groundwater CSM.

- Pursuant to § 257.95(g)(2), AESI initiated discussions in 2022 for access to install additional wells to assist in delineating the remaining plume extent, however, access had not been granted by the end of 2022. Plans to supplement the existing CCR monitoring network were also developed.

To report on the activities conducted during the prior calendar year and document compliance with the CCR Rule, the specific requirements listed in § 257.90(e)(1) through § 257.90(e)(5) are provided below in bold/italic type followed by a short narrative addressing how that specific requirement has been met.

[2] Sampling results for the November 2021 and May 2022 semi-annual assessment monitoring events are summarized in Table 3 and Table 4, respectively. Please refer to Section § 257.90(e)(4) on Page 10 of this report regarding SSL evaluation results.

At a minimum, the annual groundwater monitoring and corrective action report must contain the following information, to the extent available:

§ 257.90(e)(1) A map, aerial image, or diagram showing the CCR unit and all background (or upgradient) and downgradient monitoring wells, to include the well identification numbers, that are part of the groundwater monitoring program for the CCR unit.

AESI operates the Eagle Valley Station located approximately four miles north of Martinsville, Indiana. It is located at 4040 Blue Bluff Road. A Site Location Map is provided as Figure 1. A map showing the location of each CCR management unit, associated upgradient and downgradient CCR monitoring wells, in addition to N&E wells installed between 2019 and 2022, is provided as Figure 2.

§ 257.90(e)(2) Identification of any monitoring wells that were installed or decommissioned during the preceding year, along with a narrative description of why those actions were taken;

At the beginning of 2022 the CCR ash pond groundwater monitoring system at the Eagle Valley Station consisted of twenty-seven (27) monitoring wells: MW-1S, MW-1I, MW-1D, MW-2S, MW-2I, MW-2D, MW-3S, MW-3I, MW-4S, MW-4I, MW-4D, MW-6S, MW-6I, MW-6D, MW-7S, MW-8S, MW-9S, MW-9I, MW-9D, MW-10S, MW-11S, MW-11I, MW-11D, MW-12S, MW-13S, MW-13I, and MW-13D. Monitoring wells MW-13S, MW-13I, and MW-13D represented upgradient/background wells, while the remaining represented downgradient wells. The MW-1 through MW-12 series wells were installed in accordance with the requirements of Federal CCR Rule § 257.91 between September 28, 2015 and March 17, 2016.

In addition to the CCR ash pond groundwater monitoring system constructed at the boundary of the ash pond system, fourteen additional on-site wells (MW-10I, MW-10D, MW-13S, MW-13I, MW-13D, MW-14S, MW-14I, MW-14D, MW-15S, MW-15I, MW-15D, MW-16S, MW-16I, and MW-16D) were installed between June 9 and July 23, 2019 to characterize the N&E of the release and any relevant site conditions that may affect the remedy ultimately selected, as required by § 257.95(g)(1). Wells MW-10I and MW-10D were initially utilized as piezometers. Groundwater samples were collected from these wells twice in 2022. The MW-13 through MW-16 N&E well clusters were installed to serve as facility downgradient boundary wells pursuant to § 257.95(g)(1)(iii). Subsequent water level gauging and water table mapping, however, showed that the MW-13 well cluster was not hydraulically downgradient as anticipated but was, in fact, upgradient.

The original upgradient/background wells MW-4S, MW-4I, MW-4D, MW-8S, MW-9S, MW-9I, and MW-9D) were installed at locations that were believed to represent the quality of background groundwater and the quality of groundwater passing the waste boundary. However, based on site-specific data gathered since installation (including data variability caused by the proximity of the background wells to the multiunit boundary and the discharge canal), the (former) background wells (MW-4S, MW-4I, MW-4D, MW-8S, MW-9S, MW-9I, and MW-9D) have been replaced with a new background well nest - MW-13S, MW-13I, and MW-13D. This well nest is located in the same hydrostratigraphic unit approximately 1,400 feet east of the multiunit boundary in an area of the site unaffected by a CCR unit.

Between March 9 and March 17, 2021, nine (9) N&E wells (MW-17S, MW-17I, MW-17D, MW-18S, MW-18I, MW-18D, MW-19S, MW-19I, and MW-19D) were installed off-site to determine the extent of the plume.

Based on the 2021 determination that groundwater concentrations above applicable GWPSs were present at off-site Barnard Farms, Beecham-Dillon Farms and Cragen properties, pursuant to § 257.95(g)(2), the limits of which were still as yet undefined, AESI obtained applicable environmental permit approvals for additional off-site well installation. ATC installed six off-site wells (MW-20S, MW-20I, MW-20D, MW-22S, MW-22I, and MW-22D between March and April 2022, and six wells (MW-21S, MW-21I, MW-21D, MW-23S, MW-23I, and MW-23D) between July and August 2022 south of the facility to evaluate potential off-site impacts.

No monitoring equipment was abandoned during 2022.

The location of the CCR monitoring well network and N&E wells are depicted on Figure 2.

§ 257.90(e)(3) In addition to all the monitoring data obtained under § 257.90 through § 257.98, a summary including the number of groundwater samples that were collected for analysis for each background and downgradient well, the dates the samples were collected, and whether the sample was required by the detection monitoring or assessment monitoring programs;

Table 1 provides a summary of the number of samples collected at each CCR monitoring well and N&E monitoring well/piezometer, sampling dates, and designation of whether samples were required by the detection or assessment monitoring program, or N&E.

Groundwater elevation data is provided in Table 2.

Assessment monitoring and N&E monitoring results for the November 2021 semi-annual sampling event which includes on-site N&E wells MW-14S, MW-14I, MW-14D, MW-15S, MW-15I, MW-15D, MW-16S, MW-16I, and MW-16D and off-site N&E wells MW-17S, MW-17I, MW-17D, MW-18S, MW-18I, MW-18D, MW-19S, MW-19I, and MW-19D are summarized in Table 3; these results were not finalized by the end of 2021 for inclusion in the associated 2021 Annual Report.

Assessment monitoring and N&E monitoring results for the May 2022 semi-annual sampling event which includes on-site N&E wells MW-14S, MW-14I, MW-14D, MW-15S, MW-15I, MW-15D, MW-16S, MW-16I, MW-16D, and off-site N&E wells MW-17S, MW-17I, MW-17D, MW-18S, MW-18I, MW-18D, MW-19S, MW-19I, MW-19D, MW-20S, MW-20I, MW-20D, MW-22S, MW-22I, and MW-22D are summarized in Table 4.

N&E monitoring groundwater analytical results for the August/September 2022 off-site N&E wells MW-20S, MW-20I, MW-20D, MW-21S, MW-21I, MW-21D, MW-22S, MW-22I, MW-22D, MW-23S, MW-23I, and MW-23D) are summarized in Table 5.

Groundwater results for the November and December 2022 combined semi-annual assessment monitoring sampling event and on-site and off-site N&E event were not finalized in 2022 and therefore are not included with this submittal.

Potentiometric surface maps for the November 2021 sampling event are provided as Figure 3 through Figure 5. Potentiometric surface maps for the May 2022 sampling event are provided as Figure 6 through Figure 8. Flow rate vectors are depicted on the maps. Gauging summary tables and flow velocity calculations for each event are provided as supporting documentation in Attachment A. Laboratory certificates of analysis are provided in Attachment B.

Statistical Evaluation Procedures

The statistical evaluation procedures created for the Eagle Valley Generating Station define the statistical tests to be used for this site's CCR groundwater detection monitoring system. The aforementioned evaluation methods specify statistical tests for the detection monitoring program (Appendix III parameters) and assessment monitoring program (Appendix IV parameters) described in 40 CFR 257. These evaluation methods were created to comply with the requirements of § 257.93(f).

This plan is based on the use of the commercial software DUMPStat[3] (Version 3.0). The DUMPStat program uses statistical tests, procedures, and testing sequences described in Statistical Methods for Groundwater Monitoring[4] (Gibbons et. al., 2009). The statistical methods for the EVGS CCR monitoring system are designed to be consistent with ASTM International Standard Guide for Developing Appropriate Statistical Approaches for Groundwater Detection Monitoring Programs *at Waste Disposal Facilities* (D6312-17) along with federal and state guidance, and are also consistent with Indiana's regulations addressing statistical evaluation of groundwater at solid waste landfills.

At the beginning of 2022 the CCR ash pond groundwater monitoring system consisted of twenty-seven (27) monitoring wells: MW-1S, MW-1I, MW-1D, MW-2S, MW-2I, MW-2D, MW-3S, MW-3I, MW-4S, MW-4I, MW-4D, MW-6S, MW-6I, MW-6D, MW-7S, MW-8S, MW-9S, MW-9I, MW-9D, MW-10S, MW-11S, MW-11I, MW-11D, MW-12S, MW-13S, MW-13I, and MW-13D. Monitoring wells MW-13S, MW-13I, and MW-13D represented upgradient/background wells, while the remaining represented downgradient wells. The MW-1 through MW-12 series wells were installed in accordance with the requirements of Federal CCR Rule § 257.91 between September 28, 2015 and March 17, 2016, while the MW-13 nest was installed in late June-early July 2019.

As part of investigations to determine the nature & extent of the release as required by § 257.95(g)(1), several additional wells have been installed, including the MW-13 nest that is located near the southeast corner of the facility. The MW-13 through MW-16 N&E well clusters were installed to serve as facility downgradient boundary wells pursuant to § 257.95(g)(1)(iii). Subsequent water level gauging and water table mapping, however, showed that the MW-13 well cluster was not hydraulically downgradient as anticipated but was, in fact, upgradient.

The original upgradient/background wells (MW-4S, MW-4I, MW-4D, MW-8S, MW-9S, MW-9I, and MW-9D) were installed at locations that were believed to represent the quality of background groundwater and the quality of groundwater passing the waste boundary. However, based on site-

3 DUMPStat Version 3.0 was written by Robert D. Gibbons and is distributed and supported by Discerning Systems Inc.
4 Gibbons, R.D., Bhaumik D. K., Aryal S., 2009, Statistical Methods for Groundwater Monitoring, Second Edition, John Wiley & Sons, Inc. New York, 374 pages.

specific data gathered since installation (including data variability caused by the proximity of the background wells to the multiunit boundary and the discharge canal), the wells were replaced with a new background well nest: MW-13S, MW-13I, and MW-13D. This well nest is located in the same hydrostratigraphic unit approximately 1,400 feet east of the multiunit boundary in an area of the site unaffected by a CCR unit. Due to the aforementioned data variability of the former background wells, updates to the background database were paused after May 2019. In the meantime, assessment monitoring activities continued and the data was compared to the background well data collected between April 2016 and May 2019.

The groundwater monitoring system was re-certified in December 2021 in accordance with the requirements of Federal CCR Rule § 257.91 to account for MW-13S, MW-13I, and MW-13D serving as the new upgradient/background monitoring wells for the CCR well network, replacing the original upgradient/background wells. The new background dataset has been used beginning with November 2021 semi-annual data comparisons.

Statistical levels defined in this evaluation plan depend, in part, on the values defined for certain settings in DUMPStat. The Plan is based on making interwell comparisons for all wells and all parameters. The background database contains results from August 2019 through the current sampling event being evaluated. The facility used this background data for statistical comparisons to the November 2021 and May 2022 semi-annual event datasets. The minimum background sample size was set to eight (8). Under this plan, if a detection monitoring result in a compliance well exceeds a statistical limit, a statistically significant increase, or SSI, will be declared.

Semi-annual assessment monitoring sampling events were conducted in 2022 as required by § 257.95(b) and § 257.95(d)(1). Pursuant to 40 CFR 257.95(b), all Appendix IV constituents were sampled in 2022. Pursuant to 40 CFR 257.95(d)(1), semi-annual sampling of all Appendix III parameters and Appendix IV constituents detected in response to 40 CFR 257.95(b) was conducted in 2021. All sampling events were performed consistent with 40 CFR 257.93(e). Subsequent SSL evaluation of the November 2021 and May 2022 data were performed within 90 days of completing the sampling and analysis pursuant to § 257.93(h)(2).

Background Data

Pursuant to 257.94(b), the monitoring well network has been sampled to establish a minimum eight background data sets prior to completion of initial statistical analyses. Groundwater samples were analysed for the Appendix III parameters: boron (total), calcium (total), chloride, fluoride, pH, sulfate, and total dissolved solids (TDS); and for the Appendix IV parameters: antimony (total), arsenic (total), barium (total), beryllium (total), cadmium (total), chromium (total), cobalt (total), fluoride, lead (total), lithium (total), mercury (total), molybdenum (total), selenium (total), thallium (total), and total radium.

Included in this attachment are summaries of the historical data for the statistically evaluated parameters for the EVGS. Historical data from groundwater sampling events were imported into the DUMPStat database. Table C-1 of Attachment C contains groundwater quality data collected from monitoring wells MW-13S, MW-13I, and MW-13D through the current semi-annual event being evaluated.

Prediction limits based on groundwater quality reported from the background monitoring wells were calculated for each parameter and are presented in Table C-5 of Attachment C.

Defined Statistical Tests - Interwell Statistical Comparisons

Appendix IV assessment monitoring parameters are statistically evaluated using the appropriate upgradient versus downgradient statistical test also known as an interwell statistical comparison. To assign the appropriate upgradient versus downgradient statistical test, DUMPStat first checks the parameter concentration to determine the detection frequencies (Attachment C, Table C-3). It then applies the Shapiro-Wilk Test of Normality for Multiple Groups to determine if the data for each parameter are normally or lognormally distributed, or if a nonparametric prediction limit must be used (Attachment C, Table C-4). The statistics are then calculated and the prediction limits established (Attachment C Table C-5). DUMPStat screens the background data using Dixon's test to remove the outliers. The results of the Dixon's test are listed in Attachment C Table C-6.

Among the background measurements, if the constituent fits normal/lognormal distribution, the parametric prediction limit is calculated; if the constituent does not fit normal/lognormal distribution, the non-parametric prediction limit is calculated.

As will be explained in a subsequent section, calculated prediction limits are used in the development of GWPSs for each Appendix IV constituent.

False Positive Rates and Statistical Power

Included in this attachment is the power curve calculated by DUMPStat for the shallow, intermediate, and deep monitoring zones at the site for this interwell monitoring plan. As indicated in the US EPA Unified Guidance[5] document, as a general guide, when background is approximately normal in distribution, a statistical test should be able to detect a 3-standard deviation increase at least 55-60% of the time, and a 4-standard deviation increase with at least 80-85% probability. The calculated statistical power curve indicates general compliance with this guidance; the facility's statistical program has the annual power to detect 3- and 4-standard deviation increases above the true background mean. It is expected that the power curves will also improve as additional background data are added over time.

Interwell Statistics Comparisons

Future groundwater quality results at monitoring wells MW-1S, MW-1I, MW-1D, MW-2S, MW-2I, MW-2D, MW-3S, MW-3I, MW-6S, MW-6I, MW-6D, MW-7S, MW-10S, MW-11S, MW-11I, MW-11D, and MW-12S will be statistically compared to results from monitoring wells MW-13S, MW-13I, and MW-13D.

Background Sample Size

The number of background samples for Appendix IV parameters is listed in the "N" column of Attachment C Table C-5. The minimum background sample size is eight.

5 Statistical Analysis of Groundwater Monitoring Data at RCRA Facilities Unified Guidance, March 2009, EPA 530-R-09-007.

Appendix IV Assessment Monitoring – Statistical Procedures to Determine GWPS Exceedances

In accordance with 257.95(a), as SSIs have previously been identified for one or more Appendix III constituents at one or more downgradient wells, an Appendix IV assessment monitoring program has been established. Prediction limits are calculated for each Appendix IV parameter. A GWPS for each Appendix IV parameter will also be established. The GWPS will be the larger of the background prediction limit, the regulatory standard (maximum contaminant level, MCL), or the USEPA Screening Level[6] for those Appendix IV constituents (cobalt, lithium, molybdenum) that do not have a defined MCL.

Appendix IV parameters are evaluated by calculating the lower confidence limit (LCL) on the mean of the last four reported concentrations for each Appendix IV parameter in each downgradient (compliance) well to the GWPS. This approach is discussed in technical literature (Gibbons and Coleman, 2001, Equation 19.5, p. 231)[7] and the US EPA Unified Guidance (2009). The 95% LCL of the mean of the last four measurements for each Appendix IV constituent will be calculated as follows:

$LCL = \bar{x} - ts/\sqrt{m}$

LCL = lower confidence limit for mean;

t = one-tailed 100(1-α) percentage point of Students *t*-distribution on m-1 degrees of freedom;

m = number of sample measurements;

$s/\sqrt{m}$ = standard error of the mean; and

$\bar{x}$ = sample mean of m measurements.

At each downgradient well, the lower confidence limit will be calculated to the 95% confidence level for each Appendix IV parameter. The 95% LCL will be compared to the associated GWPS (the greater of the background prediction limit, MCL, or USEPA Screening Level as described above). A GWPS exceedance will be identified if the 95% LCL exceeds the GWPS; this corresponds to identification of an SSL. The 95% LCL will be re-calculated following each sampling event using a rolling average of the four most recent sample results.

Appendix III detection monitoring will continue during the completion of the Appendix IV assessment monitoring program.

Supporting statistics documentation of the November 2021 and May 2022 background prediction limits and SSL evaluations are provided in Attachment C.

6 USEPA Amendments to the National Minimum Criteria (Phase One, Part One), Disposal of Coal Combustion Residuals from Electric Utilities; effective August 29, 2018 (page 36444).

7 Gibbons, R.D., and Coleman, D.E., 2001. Statistical Methods for Detection and Quantification of Environmental Contamination, John Wiley & Sons, 384 pp.

§ 257.90(e)(4) A narrative discussion of any transition between monitoring programs (e.g., the date and circumstances for transitioning from detection monitoring to assessment monitoring in addition to identifying the constituent(s) detected at a statistically significant increase over background levels);

AESI Eagle Valley operated under the assessment monitoring program in accordance with § 257.95. No transition between monitoring programs occurred during 2022. During 2022, statistical evaluations of the November 2021 and May 2022 analytical data were performed in order to determine whether there was a SSL of a new Appendix IV constituent detected above the relevant GWPS in accordance with § 257.95(g) and 257.93(h). The evaluations were completed in May 2022 and October 2022, respectively. Based on the evaluations, it was determined that the Appendix IV constituents that exceeded the GWPS include arsenic, lithium, and molybdenum; however, these are the same constituent SSLs previously identified. Since there were no new Appendix IV constituent SSLs identified, an additional notification was not triggered pursuant to 40 CFR 257.95(g). SSLs and associated wells are summarized on Page 2.

§ 257.90(e)(5) Other information required to be included in the annual report as specified in § 257.90 through § 257.98.

Table 6 summarizes the groundwater protection standards established in accordance with § 257.95(d)(2) and § 257.95(h) associated with both the November 2021 and May 2022 semi-annual assessment monitoring events.

Projected key activities for the upcoming year include the following:

- AESI will attempt to obtain approval from off-site property owners to the south of Eagle Valley Station to conduct additional subsurface investigations related to understanding the characterization and extent of the plume.

- AESI intends to supplement and enhance the CCR groundwater monitoring system by installing six additional on-site wells: MW-3D, MW-12I, MW-12D, MW-26S, MW-26I, and MW-26D. See Figure 2 for the locations of these proposed wells and all current wells.

- Continue N&E work pursuant to § 257.95(g) including but not limited to the installation of two (2) N&E nested monitoring wells (shallow, intermediate, deep) at on-site locations proximal to White River (proposed MW-24 and MW-25), and if off-site access is granted, installation of up to two (2) N&E nested monitoring wells (shallow, intermediate, deep) south of the facility and proximal to White River to delineate the lateral and vertical extent of off-site impacts.

- Assessment monitoring sampling events in accordance with § 257.95 and consistent with § 257.90(e).

- Finalize November 2022 analytical data and complete statistical evaluation of November 2022 analytical data to determine whether there is a SSL above GWPS for Appendix IV constituents

in accordance with § 257.95(g) and 257.93(h). Perform SSL evaluations of final May 2023 assessment monitoring analytical data.

- Continue to work with IDEM to gain approval of Ash Pond System Closure Plan / Post Closure Plan. Implementation of the Closure Plan (cap system installation) would reduce infiltration of precipitation to groundwater thereby isolating the source material.
- After delineation of groundwater impacts is determined to be complete, begin preparing estimates quantity of Appendix IV material released.
- Potentially conduct public meeting to discuss the results of the corrective measures assessment at least 30 days prior to the selection of remedy pursuant to § 257.96(e).
- Prepare semi-annual report(s) describing progress in selecting and designing the remedy pursuant to § 257.97(a).

We appreciate the opportunity to assist with AESI's CCR Rule groundwater monitoring program at Eagle Valley Station's Ash Pond System. Please contact any of the undersigned at 317.849.4990 if you have any questions regarding this report.

Sincerely,
ATC Group Services LLC

Mark E. Breting, L.P.G.
Senior Project Geologist



Robert T. Duncan, L.P.G.
Principal Geologist

Copies: Ms. Pilar Cuadra
Mr. Thom O'Leary

FIGURES

Figure 1: Site Location Map
Figure 2: Groundwater Monitoring System – CCR Network Wells and N&E Wells
Figure 3: Potentiometric Surface Map – Shallow Zone - November 4, 2021
Figure 4: Potentiometric Surface Map – Intermediate Zone - November 4, 2021
Figure 5: Potentiometric Surface Map – Deep Zone - November 4, 2021
Figure 6: Potentiometric Surface Map – Shallow Zone - May 9, 2022
Figure 7: Potentiometric Surface Map – Intermediate Zone - May 9, 2022
Figure 8: Potentiometric Surface Map – Deep Zone - May 9, 2022

LEGEND:

- APPROXIMATE BOUNDARY OF ASH POND SYSTEM
- APPROXIMATE BOUNDARY OF ASH PONDS
- APPROXIMATE LIMITS OF REGULATED CCR SURFACE IMPOUNDMENT
- APPROXIMATE LIMITS OF NON-REGULATED CCR SURFACE IMPOUNDMENT

NOTE:
ASH POND BOUNDARY OBTAINED FROM EXHIBIT 3 IN THE EAGLE VALLEY GENERATING STATION ASH POND SYSTEM CLOSURE AND POST-CLOSURE PLAN, REV.A. JULY 28, 2016.

WHITE RIVER

POND C

POND B

POND A

FORMER POND E

FORMER POND D

WHITE RIVER

EAGLE VALLEY GENERATING STATION

Wells

Substa

612

BLUE

NOTE:
ORIGINAL MAP SCALE = 1" TO 2,000'

N

300 0 100 200 300

SCALE: 1" = 300'

Drn. By:	Ckd. By:	App'd By:	Ckd. Date:
BH	MB		

Project Number: 170LF00873

Drawing File: SEE LOWER LEFT

ATC

SITE LOCATION MAP

AES INDIANA EAGLE VALLEY STATION
4040 BLUE BLUFF ROAD
MARTINSVILLE, INDIANA

Date: 1/22

Scale: AS SHOWN

Figure: 1

H:\2022\AES INDIANA\EAGLE VALLEY\170LF00873\170LF00873-MW SYSTEM-VIC.DWG, EAGLE

H:\2023\AES\EAGLE VALLEY\170LF01114\170LF01114-MW SYSTEM.DWG, 11X17P

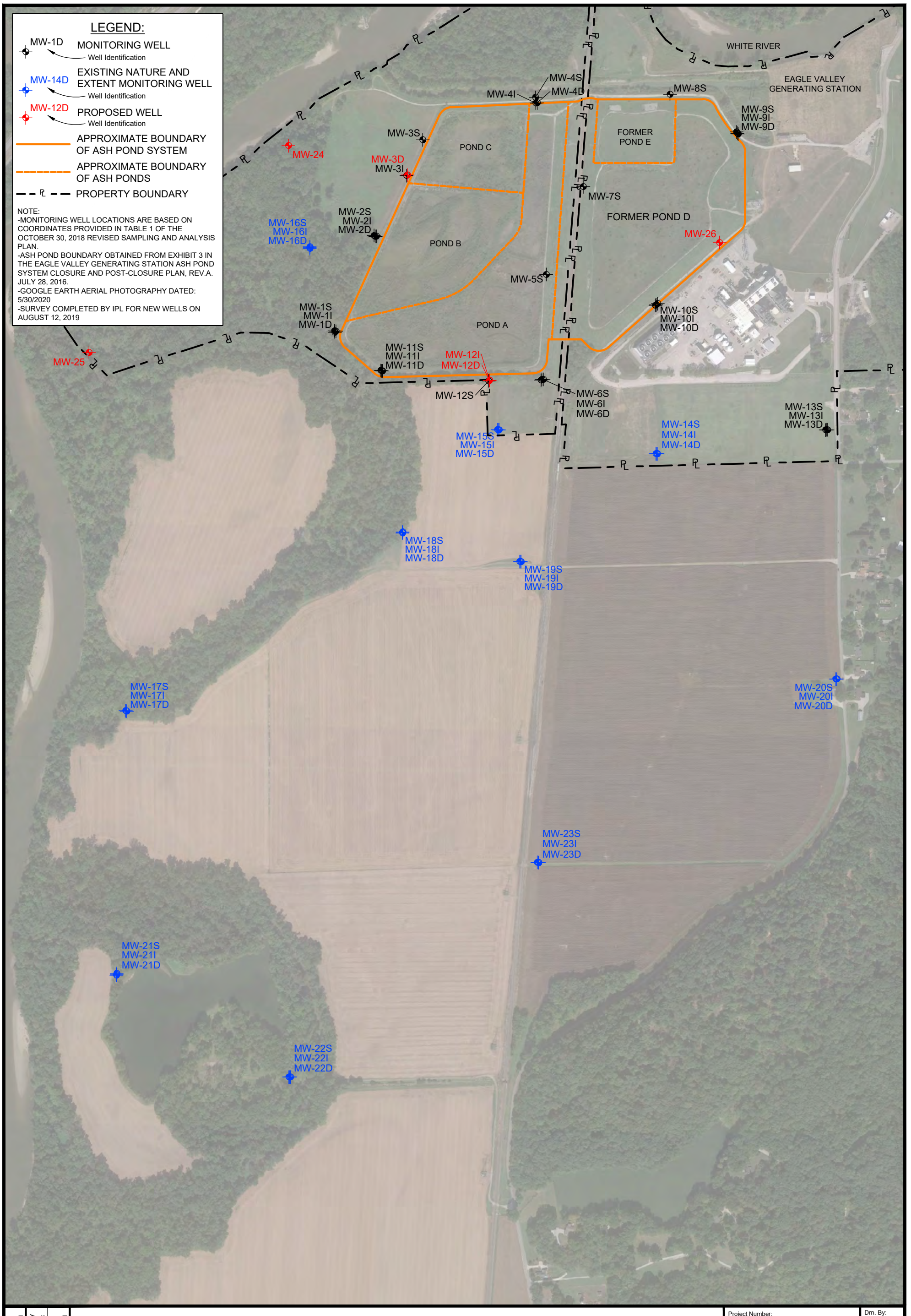

Figure: 2

Scale: AS SHOWN

Date:

GROUNDWATER MONITORING SYSTEM
CCR NETWORK WELLS AND N AND E WELLS

AES INDIANA EAGLE VALLEY STATION
4040 BLUE BLUFF ROAD
MARTINSVILLE, INDIANA

Project Number: 170LF01276

Drawing File:

Drn. By: BH

Ckd. By: MB

App'd By:

Ckd. Date:

ATC

LEGEND:

- MW-2S 590.75 — MONITORING WELL
  - Well Identification
  - Relative Groundwater Elevation (ft)
- MW-18S 589.58 — OFF-SITE MONITORING WELL
  - Well Identification
  - Relative Groundwater Elevation (ft)
- PROPERTY BOUNDARY
- APPROXIMATE BOUNDARY OF ASH POND SYSTEM
- APPROXIMATE BOUNDARY OF ASH PONDS
- 591 — 0.5 FT. GROUNDWATER ELEVATION CONTOUR (DASHED WHERE INFERRED)
- GROUNDWATER FLOW DIRECTION
- PRODUCTION WELL

NOTE:
-MONITORING WELL LOCATIONS ARE BASED ON COORDINATES PROVIDED IN TABLE 1 OF THE OCTOBER 30, 2018 REVISED SAMPLING AND ANALYSIS PLAN.
-ASH POND BOUNDARY OBTAINED FROM EXHIBIT 3 IN THE EAGLE VALLEY GENERATING STATION ASH POND SYSTEM CLOSURE AND POST-CLOSURE PLAN, REV.A. JULY 28, 2016.
-GOOGLE EARTH AERIAL PHOTOGRAPHY DATED: 3/2/2018
-SURVEY COMPLETED BY AES FOR NEW WELLS ON MAY 14, 2021
- * SUSPECT DATA, NOT USED TO DEVELOP CONTOUR MAP.
-PRODUCTION WELLS NOT IN OPERATION DURING SAMPLING EVENT.

WHITE RIVER
EAGLE VALLEY GENERATING STATION
FORMER POND E
FORMER POND D
POND C
POND B
POND A
BLUE BLUFF ROAD
STATE ROAD 67

MW-4S 593.57 MW-4I MW-4D
MW-8S <593.96
MW-3S 593.22
MW-3I
MW-9S 593.94 MW-9I MW-9D
MW-7S 593.82
MW-16S 592.95 MW-16I MW-16D
MW-2S 593.37 MW-2I MW-2D
593.5
MW-10S 593.09 MW-10I MW-10D
MW-1S 594.71* MW-1I MW-1D
MW-6S 593.35 MW-6I MW-6D
FR2: 0.9
MW-11S 593.27 MW-11I MW-11D
MW-12S 593.34
593.0
MW-14S 592.59 MW-14I MW-14D
MW-15S 592.98 MW-15I MW-15D
MW-13S 592.03 MW-13I MW-13D
FR1: 0.2
MW-18S 593.07 MW-18I MW-18D
MW-19S 592.60 MW-19I MW-19D
592.5
FR3: 1.9
592.0
591.5
591.0
590.5
MW-17S 590.40 MW-17I MW-17D

N
500 0 100 200 300 400 500
SCALE: 1" = 500'

Drn. By:	Ckd. By:	App'd By:	Ckd. Date:
BH	MB		

Project Number: 170LF01114
Drawing File: SEE LOWER LEFT

CCR - GROUNDWATER MONITORING SYSTEM - SHALLOW ZONE
AES INDIANA EAGLE VALLEY GENERATING STATION - NOVEMBER 4, 2021

IPL EAGLE VALLEY STATION
4040 BLUE BLUFF ROAD
MARTINSVILLE, INDIANA

Date: 1/17/23
Scale: AS SHOWN
Figure: 3

H:\2023\AES\EAGLE VALLEY\170LF01114\170LF01114-POT SHALLOW-NOV.DWG, EAGLE

LEGEND:

- MW-2S 590.75 — MONITORING WELL
  - Well Identification
  - Relative Groundwater Elevation (ft)
- MW-18S 589.58 — OFF-SITE MONITORING WELL
  - Well Identification
  - Relative Groundwater Elevation (ft)
- PROPERTY BOUNDARY
- APPROXIMATE BOUNDARY OF ASH POND SYSTEM
- APPROXIMATE BOUNDARY OF ASH PONDS
- 591 — 0.5 FT. GROUNDWATER ELEVATION CONTOUR (DASHED WHERE INFERRED)
- GROUNDWATER FLOW DIRECTION
- PRODUCTION WELL

NOTE:
-MONITORING WELL LOCATIONS ARE BASED ON COORDINATES PROVIDED IN TABLE 1 OF THE OCTOBER 30, 2018 REVISED SAMPLING AND ANALYSIS PLAN.
-ASH POND BOUNDARY OBTAINED FROM EXHIBIT 3 IN THE EAGLE VALLEY GENERATING STATION ASH POND SYSTEM CLOSURE AND POST-CLOSURE PLAN, REV.A. JULY 28, 2016.
-GOOGLE EARTH AERIAL PHOTOGRAPHY DATED: 3/2/2018
-SURVEY COMPLETED BY AES FOR NEW WELLS ON MAY 14, 2021
- * SUSPECT DATA, NOT USED TO DEVELOP CONTOUR MAP.
-PRODUCTION WELLS NOT IN OPERATION DURING SAMPLING EVENT.

WHITE RIVER
EAGLE VALLEY GENERATING STATION
STATE ROAD 67
BLUE BLUFF ROAD
FORMER POND E
FORMER POND D
POND C
POND B
POND A
MW-4S MW-4I 593.62 MW-4D
MW-8S
MW-9S MW-9I 593.88 MW-9D
MW-3S MW-3I 593.29
MW-7S
MW-16S MW-16I 592.95 MW-16D
MW-2S MW-2I 593.26 MW-2D
MW-1S MW-1I 592.52 MW-1D
MW-10D MW-10S MW-10I 593.18
MW-11S MW-11I 593.27 MW-11D
MW-12S
MW-6S MW-6I 593.32 MW-6D
MW-14S MW-14I 592.57 MW-14D
MW-15S MW-15I 593.10 MW-15D
MW-13S MW-13I 592.06 MW-13D
MW-19S MW-19I 592.59 MW-19D
MW-18S MW-18I 592.76 MW-18D
MW-17S MW-17I 590.39 MW-17D
593.5
593.0
592.5
592.0
591.5
591.0
590.5
FR1: 0.09
FR2: 0.04
FR3: 0.17

N

500 0 100 200 300 400 500
SCALE: 1" = 500'

Drn. By:	Ckd. By:	App'd By:	Ckd. Date:
BH	MB		

Project Number: 170LF01114
Drawing File: SEE LOWER LEFT

ATC

CCR - GROUNDWATER MONITORING SYSTEM - INTERMEDIATE ZONE
AES INDIANA EAGLE VALLEY GENERATING STATION - NOVEMNER 4, 2021
IPL EAGLE VALLEY STATION
4040 BLUE BLUFF ROAD
MARTINSVILLE, INDIANA

Date: 1/17/23
Scale: AS SHOWN
Figure: 4

H:\2023\AES\EAGLE VALLEY\170LF01114\170LF01114-POT INTERMEDIATE-NOV.DWG, EAGLE

LEGEND:

MW-2S
590.75
MONITORING WELL
Well Identification
Relative Groundwater Elevation (ft)

MW-18S
589.58
OFF-SITE MONITORING WELL
Well Identification
Relative Groundwater Elevation (ft)

PROPERTY BOUNDARY

APPROXIMATE BOUNDARY OF ASH POND SYSTEM

APPROXIMATE BOUNDARY OF ASH PONDS

591
0.5 FT. GROUNDWATER ELEVATION CONTOUR (DASHED WHERE INFERRED)

GROUNDWATER FLOW DIRECTION

PRODUCTION WELL

NOTE:
-MONITORING WELL LOCATIONS ARE BASED ON COORDINATES PROVIDED IN TABLE 1 OF THE OCTOBER 30, 2018 REVISED SAMPLING AND ANALYSIS PLAN.
-ASH POND BOUNDARY OBTAINED FROM EXHIBIT 3 IN THE EAGLE VALLEY GENERATING STATION ASH POND SYSTEM CLOSURE AND POST-CLOSURE PLAN, REV.A. JULY 28, 2016.
-GOOGLE EARTH AERIAL PHOTOGRAPHY DATED: 3/2/2018
-SURVEY COMPLETED BY AES FOR NEW WELLS ON MAY 14, 2021
- * SUSPECT DATA, NOT USED TO DEVELOP CONTOUR MAP.
-PRODUCTION WELLS NOT IN OPERATION DURING SAMPLING EVENT.

WHITE RIVER
EAGLE VALLEY GENERATING STATION
FORMER POND E
FORMER POND D
POND C
POND B
POND A
BLUE BLUFF ROAD

MW-4S
MW-4I
MW-4D
593.65

MW-8S

MW-9S
MW-9I
MW-9D
593.91

MW-3S
MW-3I

MW-7S
593.19

593.5

MW-16S
MW-16I
MW-16D
592.95

MW-2S
MW-2I
MW-2D
593.34

MW-10S
MW-10I
MW-10D
593.19

MW-1S
MW-1I
MW-1D
593.10

MW-11S
MW-11I
MW-11D
593.29

MW-12S

MW-6S
MW-6I
MW-6D
593.35

FR2: 0.13

593.0

FR1: 0.03

MW-15S
MW-15I
MW-15D
593.08

592.5

MW-14S
MW-14I
MW-14D
592.48

MW-13S
MW-13I
MW-13D
591.99

592.0

MW-18S
MW-18I
MW-18D
593.06

MW-19S
MW-19I
MW-19D
592.62

592.5

592.0

591.5

591.0

FR3: 0.29

590.5

MW-17S
MW-17I
MW-17D
590.48

N

500 0 100 200 300 400 500
SCALE: 1" = 500'

Drn. By: BH	Ckd. By: MB	App'd By:	Ckd. Date:
Project Number: 170LF01114	Drawing File: SEE LOWER LEFT		

ATC

CCR - GROUNDWATER MONITORING SYSTEM - DEEP ZONE
AES INDIANA EAGLE VALLEY GENERATING STATION - NOVEMBER 4, 2021
IPL EAGLE VALLEY STATION
4040 BLUE BLUFF ROAD
MARTINSVILLE, INDIANA

Date: 1/17/23
Scale: AS SHOWN
Figure: 5

H:\2023\AES\EAGLE VALLEY\170LF01114\170LF01114-POT DEEP-NOV.DWG, EAGLE

LEGEND:

- MW-2S 590.75 — MONITORING WELL
  - Well Identification
  - Relative Groundwater Elevation (ft)
- MW-18S 589.58 — OFF-SITE MONITORING WELL
  - Well Identification
  - Relative Groundwater Elevation (ft)
- PROPERTY BOUNDARY
- APPROXIMATE BOUNDARY OF ASH POND SYSTEM
- APPROXIMATE BOUNDARY OF ASH PONDS
- 591 — 0.5 FT. GROUNDWATER ELEVATION CONTOUR (DASHED WHERE INFERRED)
- GROUNDWATER FLOW DIRECTION
- PRODUCTION WELL

NOTE:
-MONITORING WELL LOCATIONS ARE BASED ON COORDINATES PROVIDED IN TABLE 1 OF THE OCTOBER 30, 2018 REVISED SAMPLING AND ANALYSIS PLAN.
-ASH POND BOUNDARY OBTAINED FROM EXHIBIT 3 IN THE EAGLE VALLEY GENERATING STATION ASH POND SYSTEM CLOSURE AND POST-CLOSURE PLAN, REV.A. JULY 28, 2016.
-GOOGLE EARTH AERIAL PHOTOGRAPHY DATED: 3/2/2018
-SURVEY COMPLETED BY AES FOR NEW WELLS ON MAY 14, 2021
-*SUSPECT DATA, NOT USED TO CONTOUR MAP
-FR = FLOW RATE (FT/DAY)

USGS GAUGING STATION 03354000
(2.3 MILES UPSTREAM OF SITE)
601.86 FT. MSL
5/9/22 (12:00)

STATE ROAD 67
WHITE RIVER
EAGLE VALLEY GENERATING STATION
BLUE BLUFF ROAD
FORMER POND C
FORMER POND D
FORMER POND E
POND A
POND B
FR1: 4.5
FR2: 1.0

MW-2S 594.16 MW-2I MW-2D
MW-3I
MW-3S 594.81
MW-4S 595.11 MW-4D MW-4I
MW-5S 591.58 MW-5I MW-5D
MW-7S 593.41
MW-8S 595.15
MW-9S 594.27 MW-9I MW-9D
MW-10S 590.12 MW-10I MW-10D
MW-11S 592.78 MW-11I MW-11D
MW-12S 591.95
MW-13S 590.42 MW-13I MW-13D
MW-14S 590.42 MW-14I MW-14D
MW-15S 591.50 MW-15I MW-15D
MW-16D MW-16I MW-16S 594.24
MW-17S 592.85 MW-17I MW-17D
MW-18S 592.03 MW-18I MW-18D
MW-19S 591.41 MW-19I MW-19D
MW-20S 591.62 MW-20I MW-20D
MW-22S 597.19 MW-22I MW-22D
MW-1D MW-1I MW-1S 593.37

591.5 592 592.5 593 593.5 594 594.5 595 590.5 596 597

N
300 0 100 200 300
SCALE: 1" = 300'

Sheet: 9

Drawing Title:
CCR - GROUNDWATER MONITORING SYSTEM - SHALLOW ZONE
AES INDIANA EAGLE VALLEY GENERATING STATION - MAY 9, 2022
4040 BLUE BLUFF ROAD
MARTINSVILLE, INDIANA

ATC GROUP SERVICES LLC
7988 CENTERPOINT DR.
SUITE 100
INDIANAPOLIS, IN 46256
PHONE +1 317 849 4990
FAX +1 317 849 4278
WWW.ATCGROUPSERVICES.COM

Company Name:
AES INDIANA EAGLE VALLEY STATION
4040 BLUFF ROAD
MARTINSVILLE, INDIANA

Cad By: MB
Dm. By: BH
Scale: AS SHOWN
Date: 02/27/2023
Project Number: 170LF01276
Revision:

H:\2022\AES INDIANA\EAGLE VALLEY\170LF01276\170LF01276-POT SHALLOW.DWG, Plot Date: 2/27/2023 9:56 AM

LEGEND:

- MW-2S 590.75 — MONITORING WELL
  - Well Identification
  - Relative Groundwater Elevation (ft)
- MW-18S 589.58 — OFF-SITE MONITORING WELL
  - Well Identification
  - Relative Groundwater Elevation (ft)
- PROPERTY BOUNDARY
- APPROXIMATE BOUNDARY OF ASH POND SYSTEM
- APPROXIMATE BOUNDARY OF ASH PONDS
- 591 — 0.5 FT. GROUNDWATER ELEVATION CONTOUR (DASHED WHERE INFERRED)
- GROUNDWATER FLOW DIRECTION
- PRODUCTION WELL

NOTE:
-MONITORING WELL LOCATIONS ARE BASED ON COORDINATES PROVIDED IN TABLE 1 OF THE OCTOBER 30, 2018 REVISED SAMPLING AND ANALYSIS PLAN.
-ASH POND BOUNDARY OBTAINED FROM EXHIBIT 3 IN THE EAGLE VALLEY GENERATING STATION ASH POND SYSTEM CLOSURE AND POST-CLOSURE PLAN, REV.A. JULY 28, 2016.
-GOOGLE EARTH AERIAL PHOTOGRAPHY DATED: 3/2/2018
-SURVEY COMPLETED BY AES FOR NEW WELLS ON MAY 14, 2021
-FR = FLOW RATE (FT/DAY)
- *SUSPECT DATA, NOT USED TO CONTOUR MAP

USGS GAUGING STATION 03354000
(2.3 MILES UPSTREAM OF SITE)
601.86 FT. MSL
5/9/22 (12:00)

STATE ROAD 67
WHITE RIVER
EAGLE VALLEY GENERATING STATION
BLUE BLUFF ROAD
POND A
POND B
POND C
FORMER POND D
FORMER POND E
FR1: 0.59
FR2: 0.13
MW-4S 595
MW-4D MW-4I 595.00
MW-8S
MW-9S MW-9D MW-9I 594.21
MW-3S
MW-3I 594.50
MW-7S
MW-2S MW-2I 594.12 MW-2D
MW-16S MW-16I 594.35 MW-16D
MW-10S MW-10D MW-10I 590.26
MW-1S MW-1I 592.36 MW-1D
MW-11S MW-11I 592.82* MW-11D
MW-12S
MW-6S MW-6I 591.52 MW-6D
MW-15S MW-15I 591.63 MW-15D
MW-14S MW-14I 590.39 MW-14D
MW-13S MW-13I 590.43 MW-13D
MW-18S MW-18I 591.74 MW-18D
MW-19S MW-19I 591.42 MW-19D
MW-17S MW-17I 592.87 MW-17D
MW-20S MW-20I 591.66 MW-20D
MW-22S MW-22I 597.19 MW-22D
594
593.5
593
592.5
592
591.5
591
590.5
593
594
595
596
597

N
300 0 100 200 300
SCALE: 1" = 300'

Sheet:	7
Drawing Title:	CCR - GROUNDWATER MONITORING SYSTEM - INTERMEDIATE ZONE AES INDIANA EAGLE VALLEY GENERATING STATION - MAY 9, 2022 4040 BLUE BLUFF ROAD MARTINSVILLE, INDIANA

ATC GROUP SERVICES LLC
7988 CENTERPOINT DR.
SUITE 100
INDIANAPOLIS, IN 46256
PHONE +1 317 849 4990
FAX +1 317 849 4278
WWW.ATCGROUPSERVICES.COM

Company Name:	AES INDIANA EAGLE VALLEY STATION 4040 BLUFF ROAD MARTINSVILLE, INDIANA
Cad By:	MB
Dm. By:	BH
Scale:	AS SHOWN
Date:	02/27/2023
Project Number:	170LF01276
Revision:	

H:\2022\AES INDIANA\EAGLE VALLEY\170LF01276\170LF01276-POT INTERMEDIATE.DWG, Plot Date: 2/27/2023 9:55 AM

LEGEND:

- MW-2S 590.75 — MONITORING WELL
  - Well Identification
  - Relative Groundwater Elevation (ft)
- MW-18S 589.58 — OFF-SITE MONITORING WELL
  - Well Identification
  - Relative Groundwater Elevation (ft)
- PROPERTY BOUNDARY
- APPROXIMATE BOUNDARY OF ASH POND SYSTEM
- APPROXIMATE BOUNDARY OF ASH PONDS
- 591 — 0.5 FT. GROUNDWATER ELEVATION CONTOUR (DASHED WHERE INFERRED)
- GROUNDWATER FLOW DIRECTION
- PRODUCTION WELL

NOTE:
-MONITORING WELL LOCATIONS ARE BASED ON COORDINATES PROVIDED IN TABLE 1 OF THE OCTOBER 30, 2018 REVISED SAMPLING AND ANALYSIS PLAN.
-ASH POND BOUNDARY OBTAINED FROM EXHIBIT 3 IN THE EAGLE VALLEY GENERATING STATION ASH POND SYSTEM CLOSURE AND POST-CLOSURE PLAN, REV.A. JULY 28, 2016.
-GOOGLE EARTH AERIAL PHOTOGRAPHY DATED: 3/2/2018
-SURVEY COMPLETED BY AES FOR NEW WELLS ON MAY 14, 2021
-FR = FLOW RATE (FT/DAY)

USGS GAUGING STATION 03354000
(2.3 MILES UPSTREAM OF SITE)
601.86 FT. MSL
5/9/22 (12:00)

STATE ROAD 67
WHITE RIVER
EAGLE VALLEY GENERATING STATION
BLUE BLUFF ROAD
POND A
POND B
POND C
FORMER POND D
FORMER POND E
FR1: 0.60
FR2: 0.15

MW-4S
MW-4I
MW-4D
595.00
MW-8S
MW-9S
MW-9I
MW-9D
594.27
MW-3S
MW-3I
MW-7S
MW-2S
MW-2I
MW-2D
594.11
MW-16S
MW-16I
MW-16D
594.36
MW-10S
MW-10I
MW-10D
590.30
MW-1S
MW-1I
MW-1D
593.49
MW-11S
MW-11I
MW-11D
592.81
MW-6S
MW-6I
MW-6D
591.61
MW-12S
MW-13S
MW-13I
MW-13D
590.37
MW-15S
MW-15I
MW-15D
591.62
MW-14S
MW-14I
MW-14D
590.29
MW-18S
MW-18I
MW-18D
592.04
MW-19S
MW-19I
MW-19D
591.44
MW-17S
MW-17I
MW-17D
592.97
MW-20S
MW-20I
MW-20D
591.60
MW-22S
MW-22I
MW-22D
597.19

595
594.5
594
593.5
593
592
591
590.5
596
597

N

300 0 100 200 300
SCALE: 1" = 300'

Sheet: 8	Drawing Title: CCR - GROUNDWATER MONITORING SYSTEM - DEEP ZONE AES INDIANA EAGLE VALLEY GENERATING STATION - MAY 9, 2022 4040 BLUE BLUFF ROAD MARTINSVILLE, INDIANA	ATC	ATC GROUP SERVICES LLC 7988 CENTERPOINT DR. SUITE 100 INDIANAPOLIS, IN 46256 PHONE +1 317 849 4990 FAX +1 317 849 4278 WWW.ATCGROUPSERVICES.COM	Company Name: AES INDIANA EAGLE VALLEY STATION 4040 BLUFF ROAD MARTINSVILLE, INDIANA	Ckd By: MB Dm. By: BH Scale: AS SHOWN Date: 02/27/2023 Project Number: 170LF01276 Revision:

H:\2022\AES INDIANA\EAGLE VALLEY\170LF01276\170LF01276-POT DEEP.DWG, Plot Date: 2/27/2023 9:55 AM

TABLES

Table 1: Well Sampling Summary
Table 2: Groundwater Elevation Data
Table 3: Summary of Monitoring Results – November 2021
Table 4: Summary of Monitoring Results – May 2022
Table 5: Summary of Monitoring Results – August/September 2022 (Off-Site N&E Wells)
Table 6: Groundwater Protection Standards Summary – November 2021 and May 2022

Table 1
Well Sampling Summary
Multiunit Ash Pond System
AES Indiana
Eagle Valley Generating Station
Martinsville, Indiana
ATC Project No. 170LF01276

Identification	Date Installed	Upgradient/Background, Downgradient, or Nature & Extent	Number of Samples	Sample Date	Detection or Assessment Monitoring Program
MW-1S	9/29/2015	Downgradient	2	5/10/2022 11/22/2022	Assessment
MW-1I	3/1/2016	Downgradient	2	5/10/2022 11/22/2022	Assessment
MW-1D	10/1/2015	Downgradient	2	5/10/2022 11/22/2022	Assessment
MW-2S	9/28/2015	Downgradient	2	5/11/2022 11/15/2022	Assessment
MW-2I	3/7/2016	Downgradient	2	5/11/2022 11/15/2022	Assessment
MW-2D	3/4/2016	Downgradient	2	5/11/2022 11/15/2022	Assessment
MW-3S	9/28/2015	Downgradient	2	5/11/2022 11/16/2022	Assessment
MW-3I	3/8/2016	Downgradient	2	5/11/2022 11/15/2022	Assessment
MW-4S	10/1/2015	Downgradient	2	5/10/2022 11/28/2022	Assessment
MW-4I	3/11/2016	Downgradient	2	5/10/2022 11/16/2022	Assessment
MW-4D	3/2/2016	Downgradient	2	5/10/2022 11/21/2022	Assessment
MW-6S	10/2/2015	Downgradient	1	5/11/2022	Assessment
MW-6I	3/17/2016	Downgradient	2	5/11/2022 11/15/2022	Assessment
MW-6D	3/8/2016	Downgradient	2	5/11/2022 11/15/2022	Assessment
MW-7S	10/2/2015	Downgradient	2	5/12/2022 11/16/2022	Assessment
MW-8S	9/29/2015	Downgradient	1	5/12/2022	Assessment
MW-9S	10/21/2015	Downgradient	1	5/12/2022	Assessment
MW-9I	3/10/2016	Downgradient	2	5/9/2022 11/15/2022	Assessment
MW-9D	3/10/2016	Downgradient	2	5/9/2022 11/15/2022	Assessment
MW-10S	10/3/2015	Downgradient	1	5/18/2022	Assessment

Table 1
Well Sampling Summary
Multiunit Ash Pond System
AES Indiana
Eagle Valley Generating Station
Martinsville, Indiana
ATC Project No. 170LF01276

Identification	Date Installed	Upgradient/Background, Downgradient, or Nature & Extent	Number of Samples	Sample Date	Detection or Assessment Monitoring Program
MW-10I*	7/11/2019	Nature & Extent	2	5/18/2022 11/28/2022	Assessment
MW-10D*	7/10/2019	Nature & Extent	2	5/18/2022 11/28/2022	Assessment
MW-11S	3/16/2016	Downgradient	2	5/12/2022 11/21/2022	Assessment
MW-11I	3/16/2016	Downgradient	2	5/12/2022 11/21/2022	Assessment
MW-11D	3/16/2016	Downgradient	2	5/12/2022 11/29/2022	Assessment
MW-12S	3/17/2016	Downgradient	2	5/12/2022 11/15/2022	Assessment
MW-13S	7/2/2019	Upgradient/Background	2	5/19/2022 11/18/2022	Assessment
MW-13I	7/1/2019	Upgradient/Background	2	5/19/2022 11/18/2022	Assessment
MW-13D	7/1/2019	Upgradient/Background	2	5/19/2022 11/18/2022	Assessment
MW-14S	7/12/2019	Nature & Extent	2	5/12/2022 11/29/2022	Assessment
MW-14I	7/9/2019	Nature & Extent	2	5/12/2022 11/29/2022	Assessment
MW-14D	7/3/2019	Nature & Extent	2	5/12/2022 11/29/2022	Assessment
MW-15S	7/17/2019	Nature & Extent	2	5/16/2022 11/22/2022	Assessment
MW-15I	7/17/2019	Nature & Extent	2	5/16/2022 11/22/2022	Assessment
MW-15D	7/16/2019	Nature & Extent	2	5/16/2022 11/22/2022	Assessment
MW-16S	7/23/2019	Nature & Extent	2	5/17/2022 11/21/2022	Assessment
MW-16I	7/22/2019	Nature & Extent	2	5/17/2022 11/21/2022	Assessment
MW-16D	7/22/2019	Nature & Extent	2	5/17/2022 11/21/2022	Assessment

Table 1
Well Sampling Summary
Multiunit Ash Pond System
AES Indiana
Eagle Valley Generating Station
Martinsville, Indiana
ATC Project No. 170LF01276

Identification	Date Installed	Upgradient/Background, Downgradient, or Nature & Extent	Number of Samples	Sample Date	Detection or Assessment Monitoring Program
MW-17S	3/16/2021	Nature & Extent	2	5/10/2022 11/15/2022	Assessment
MW-17I	3/10/2021	Nature & Extent	2	5/10/2022 11/15/2022	Assessment
MW-17D	3/9/2021	Nature & Extent	2	5/10/2022 11/15/2022	Assessment
MW-18S	3/17/2021	Nature & Extent	2	5/11/2022 11/16/2022	Assessment
MW-18I	3/17/2021	Nature & Extent	2	5/11/2022 11/16/2022	Assessment
MW-18D	3/16/2021	Nature & Extent	2	5/11/2022 11/16/2022	Assessment
MW-19S	3/15/2021	Nature & Extent	2	5/11/2022 11/17/2022	Assessment
MW-19I	3/15/2021	Nature & Extent	2	5/11/2022 11/17/2022	Assessment
MW-19D	3/12/2021	Nature & Extent	2	5/11/2022 11/17/2022	Assessment
MW-20S	3/21/2022	Nature & Extent	2	5/16/2022 8/25/2022	Assessment
MW-20I	3/21/2022	Nature & Extent	3	5/16/2022 8/25/2022 12/6/2022	Assessment
MW-20D	3/18/2022	Nature & Extent	3	5/17/2022 8/25/2022 12/6/2022	Assessment
MW-21S	8/3/2022	Nature & Extent	2	9/9/2022 12/13/2022	Assessment
MW-21I	8/3/2022	Nature & Extent	2	9/9/2022 12/16/2022	Assessment
MW-21D	8/2/2022	Nature & Extent	2	9/2/2022 12/16/2022	Assessment
MW-22S	4/21/2022	Nature & Extent	3	5/19/2022 8/29/2022 12/16/2022	Assessment

Table 1

Well Sampling Summary
Multiunit Ash Pond System
AES Indiana
Eagle Valley Generating Station
Martinsville, Indiana
ATC Project No. 170LF01276

Identification	Date Installed	Upgradient/Background, Downgradient, or Nature & Extent	Number of Samples	Sample Date	Detection or Assessment Monitoring Program
MW-22I	4/20/2022	Nature & Extent	3	5/18/2022 8/29/2022 12/16/2022	Assessment
MW-22D	4/20/2022	Nature & Extent	3	5/17/2022 8/29/2022 12/16/2022	Assessment
MW-23S	7/14/2022	Nature & Extent	2	9/9/2022 12/13/2022	Assessment
MW-23I	7/14/2022	Nature & Extent	2	8/26/2022 12/13/2022	Assessment
MW-23D	7/13/2022	Nature & Extent	2	8/26/2022 12/13/2022	Assessment

Notes

*Locations MW-10I and MW-10D are normally utilized as piezometers; however they were sampled twice in 2022.
MW-6S, MW-8S, MW-9S, and MW-10S were dry in November 2022 and were not sampled.
MW-20S was dry in December 2022 and was not sampled.

Table 2
Groundwater Elevation Data
Multiunit Ash Pond System
AES Indiana
Eagle Valley Generating Station, Martinsville, Indiana
ATC Project No. 170LF01276

Monitoring Well Location	Gauging Date	TOC Elevation (ft-MSL)	Depth to Water (ft)	Water Elevation (ft-MSL)
MW-1S	5/9/2022	612.93	19.56	593.37
	11/15/2022		26.19	586.74
MW-1I	5/9/2022	612.31	19.95	592.36
	11/15/2022		25.62	586.69
MW-1D	5/9/2022	612.91	19.42	593.49
	11/15/2022		26.28	586.63
MW-2S	5/9/2022	608.45	14.29	594.16
	11/15/2022		20.96	587.49
MW-2I	5/9/2022	608.93	14.81	594.12
	11/15/2022		21.40	587.53
MW-2D	5/9/2022	608.72	14.61	594.11
	11/15/2022		21.23	587.49
MW-3S	5/9/2022	610.80	15.99	594.81
	11/15/2022		22.51	588.29
MW-3I	5/9/2022	610.76	16.26	594.50
	11/15/2022		22.82	587.94
MW-4S	5/9/2022	609.94	14.83	595.11
	11/15/2022		21.52	588.42
MW-4I	5/9/2022	614.66	19.66	595.00
	11/15/2022		26.30	588.36
MW-4D	5/9/2022	614.72	19.72	595.00
	11/15/2022		26.37	588.35
MW-6S	5/9/2022	605.99	14.41	591.58
	11/15/2022		20.93	585.06
MW-6I	5/9/2022	606.00	14.48	591.52
	11/15/2022		20.99	585.01
MW-6D	5/9/2022	604.85	13.24	591.61
	11/15/2022		19.79	585.06
MW-7S	5/9/2022	616.68	23.27	593.41
	11/15/2022		29.90	586.78

Table 2
Groundwater Elevation Data
Multiunit Ash Pond System
AES Indiana
Eagle Valley Generating Station, Martinsville, Indiana
ATC Project No. 170LF01276

Monitoring Well Location	Gauging Date	TOC Elevation (ft-MSL)	Depth to Water (ft)	Water Elevation (ft-MSL)
MW-8S	5/9/2022	616.67	21.52	595.15
	11/15/2022		28.34	588.33
MW-9S	5/9/2022	617.52	23.25	594.27
	11/15/2022		29.98	587.54
MW-9I	5/9/2022	617.06	22.85	594.21
	11/15/2022		29.66	587.40
MW-9D	5/9/2022	617.41	23.14	594.27
	11/15/2022		29.94	587.47
MW-10S	5/9/2022	613.70	23.58	590.12
	11/15/2022		30.18	583.52
MW-10I	5/9/2022	613.68	23.42	590.26
	11/15/2022		29.89	583.79
MW-10D	5/9/2022	613.54	23.24	590.30
	11/15/2022		30.03	583.51
MW-11S	5/9/2022	627.29	34.51	592.78
	11/15/2022		41.07	586.22
MW-11I	5/9/2022	627.52	34.70	592.82
	11/15/2022		41.26	586.26
MW-11D	5/9/2022	627.56	34.75	592.81
	11/15/2022		41.34	586.22
MW-12S	5/9/2022	607.26	15.31	591.95
	11/15/2022		20.38	586.88
MW-13S	5/9/2022	606.03	15.61	590.42
	11/15/2022		22.33	583.70
MW-13I	5/9/2022	606.21	15.78	590.43
	11/15/2022		22.50	583.71
MW-13D	5/9/2022	605.86	15.49	590.37
	11/15/2022		22.22	583.64
MW-14S	5/9/2022	607.39	16.97	590.42
	11/15/2022		23.58	583.81

Table 2
Groundwater Elevation Data
Multiunit Ash Pond System
AES Indiana
Eagle Valley Generating Station, Martinsville, Indiana
ATC Project No. 170LF01276

Monitoring Well Location	Gauging Date	TOC Elevation (ft-MSL)	Depth to Water (ft)	Water Elevation (ft-MSL)
MW-14I	5/9/2022	607.34	16.95	590.39
	11/15/2022		23.58	583.76
MW-14D	5/9/2022	607.33	17.04	590.29
	11/15/2022		23.63	583.70
MW-15S	5/9/2022	607.50	16.00	591.50
	11/15/2022		22.51	584.99
MW-15I	5/9/2022	607.61	15.98	591.63
	11/15/2022		22.43	585.18
MW-15D	5/9/2022	607.51	15.89	591.62
	11/15/2022		22.39	585.12
MW-16S	5/9/2022	609.54	15.20	594.34
	11/15/2022		21.97	587.57
MW-16I	5/9/2022	609.53	15.18	594.35
	11/15/2022		21.93	587.60
MW-16D	5/9/2022	609.60	15.24	594.36
	11/15/2022		21.96	587.64
MW-17S	5/9/2022	602.20	9.35	592.85
	11/15/2022		16.72	585.48
MW-17I	5/9/2022	602.69	9.82	592.87
	11/15/2022		17.19	585.50
MW-17D	5/9/2022	602.47	9.50	592.97
	11/15/2022		16.85	585.62
MW-18S	5/9/2022	606.13	14.10	592.03
	11/15/2022		20.62	585.51
MW-18I	5/9/2022	605.82	14.08	591.74
	11/15/2022		20.60	585.22
MW-18D	5/9/2022	606.19	14.15	592.04
	11/15/2022		20.69	585.50
MW-19S	5/9/2022	602.85	11.44	591.41
	11/15/2022		17.89	584.96

Table 2
Groundwater Elevation Data
Multiunit Ash Pond System
AES Indiana
Eagle Valley Generating Station, Martinsville, Indiana
ATC Project No. 170LF01276

Monitoring Well Location	Gauging Date	TOC Elevation (ft-MSL)	Depth to Water (ft)	Water Elevation (ft-MSL)
MW-19I	5/9/2022	602.69	11.27	591.42
	11/15/2022		17.77	584.92
MW-19D	5/9/2022	602.67	11.23	591.44
	11/15/2022		17.73	584.94
MW-20S	5/9/2022	615.00	23.38	591.62
	8/25/2022		29.13	585.87
	11/15/2022		29.88	585.12
MW-20I	5/9/2022	614.63	22.97	591.66
	8/25/2022		28.72	585.91
	11/15/2022		29.95	584.68
MW-20D	5/9/2022	615.10	23.50	591.60
	8/25/2022		29.15	585.95
	11/15/2022		30.47	584.63
MW-21S	9/9/2022	601.34	15.83	585.51
	11/15/2022		16.65	584.69
MW-21I	9/9/2022	601.38	15.88	585.50
	11/15/2022		16.61	584.77
MW-21D	9/2/2022	601.33	14.58	586.75
	11/15/2022		16.60	584.73
MW-22S	5/9/2022	608.49	11.30	597.19
	8/29/2022		17.90	590.59
	11/15/2022		18.72	589.77
MW-22I	5/9/2022	608.37	11.18	597.19
	8/29/2022		17.78	590.59
	11/15/2022		18.60	589.77
MW-22D	5/9/2022	608.44	11.25	597.19
	8/29/2022		17.84	590.60
	11/15/2022		18.68	589.76
MW-23S	9/9/2022	600.74	14.73	586.01
	11/15/2022		15.87	584.87

Table 2
Groundwater Elevation Data
Multiunit Ash Pond System
AES Indiana
Eagle Valley Generating Station, Martinsville, Indiana
ATC Project No. 170LF01276

Monitoring Well Location	Gauging Date	TOC Elevation (ft-MSL)	Depth to Water (ft)	Water Elevation (ft-MSL)
MW-23I	8/26/2022	600.64	14.75	585.89
	11/15/2022		15.82	584.82
MW-23D	8/26/2022	600.72	14.74	585.98
	11/15/2022		15.85	584.87

Notes:

TOC = Top of Casing

ft-MSL = feet above Mean Sea Level

Table 3
Summary of Monitoring Results - November 2021
Multiunit Ash Pond System
AES Indiana
Eagle Valley Generating Station
Martinsville, Indiana
ATC Project No. 170LF01276

Well ID		MW-1D	MW-1I	MW-1S	MW-2D	MW-2I	MW-2S
Sample Date		11/9/2021	11/9/2021	11/9/2021	11/10/2021	11/10/2021	11/10/2021
Pace Lab ID		50302482003	50302482002	50302482001	50302638003	50302638002	50302638001
Static Water Elevation	ft MSL	593.1	592.52	594.71	593.34	593.26	593.37
Field Parameters	**Units**						
Temperature	°C	13.26	13.29	13.65	15.04	15.02	15.57
Dissolved Oxygen, Field	mg/L	0.11	0.09	0.60	0.06	0.11	1.18
Conductivity, Field	uS/cm	770	760	1260	750	760	1140
ORP, Field	mV	-20.6	219.1	232.7	41.2	-59.8	86.5
pH, Field	Std. Units	7.42	7.45	6.78	7.39	7.41	6.74
Analytical Data							
Alkalinity, Total as CaCO3	mg/L	224	242	486	236	218	450
Alkalinity,Bicarbonate (CaCO3)	mg/L	224	240	486	233	218	450
Alkalinity,Carbonate (CaCO3)	mg/L	<2.0	2.6	<2.0	3.4	<2.0	<2.0
Aluminum, Total	ug/L	<200	<200	<200	<200	<200	<200
Antimony, Total	ug/L	<1.0	<1.0	1.8	<1.0	<1.0	<1.0
Arsenic, Total	ug/L	2.1	<1.0	4.1	<1.0	3.5	13.7
Barium, Total	ug/L	58.8	50.4	73.7	65.4	69.3	143
Boron, Total	ug/L	910	970	3030	232	206	1050
Calcium, Total	ug/L	76100	74600	218000	69200	86700	182000
Chloride	mg/L	88.2	74	31.8	75.6	87.3	59.2
Cobalt, Total	ug/L	<1.0	<1.0	<1.0	<1.0	<1.0	<1.0
Dissolved Organic Carbon	mg/L	1.2	1.2	1.1	1.1	1.1	<1.0
Fluoride	mg/L	0.3	0.28	0.13	0.27	0.29	0.16
Iron, Ferrous	mg/L	NS	NS	NS	NS	NS	NS
Iron, Total	ug/L	799	<100	142	<100	992	<100
Lithium, Total	ug/L	93.6	92.5	99.8	49.6	54.8	63.2
Magnesium, Total	ug/L	20000	22800	49200	19200	20200	39000
Manganese, Dissolved	ug/L	289	211	<10.0	61.6	209	<10.0
Manganese, Total	ug/L	320	225	13	63.8	262	15.2
Molybdenum, Dissolved	ug/L	102	98.9	21.4	65.2	56.3	10.9
Molybdenum, Total	ug/L	112	107	24.4	67.2	57.0	10.9
Nitrogen, Nitrate	mg/L	<0.10	<0.10	1.3	<0.10	<0.10	1.8
Nitrogen, Nitrite	mg/L	<0.10	<0.10	<0.10	<0.10	<0.10	<0.10
pH at 25 Degrees C	Std. Units	7.6	7.6	7.1	7.5	7.7	7.4
Phosphate as P04	mg/L	<0.15	<0.15	<0.15	NS	NS	NS
Potassium, Total	ug/L	7770	7690	7790	8280	7780	7080
Radium-226	pCi/L	<0.20	0.259	0.360	1.21	0.683	0.649
Radium-228	pCi/L	0.523	<0.411	0.589	0.553	0.906	0.824
Selenium, Total	ug/L	<1.0	<1.0	21.7	<1.0	<1.0	28.7
Silica, Total	ug/L	9390	9230	14000	10900	10500	15000
Sodium, Total	ug/L	78100	71200	48000	83900	62800	57400
Sulfate	mg/L	102	71.8	262	66.8	82.1	171
Sulfide	mg/L	<0.10	<0.10	<0.10	<0.10	<0.10	<0.10
Total Dissolved Solids	mg/L	485	460	950	462	477	800
Total Organic Carbon	mg/L	<1.0	<1.0	<1.0	<1.0	1.1	1.1
Total Radium	pCi/L	0.723	<0.67	0.949	1.76	1.59	1.47

Notes:
ft MSL: Elevation, feet mean sea level
°C: Degrees celcius
uS/cm: microsiemen per centimeter
umhos/cm: micromhos per centimeter
NA: Not analyzed
NM: Not Measured
NS: Not Sampled
mV: millivolt
Std. Units: standard units
mg/L: milligram per liter
ug/L: microgram per liter
pCi/L: picoCurie per liter
Static water elevation listed for a well may have been collected on a date different than date of well sampling.

Table 3
Summary of Monitoring Results - November 2021
Multiunit Ash Pond System
AES Indiana
Eagle Valley Generating Station
Martinsville, Indiana
ATC Project No. 170LF01276

Well ID		MW-3I	MW-3S	MW-4D	MW-4I	MW-4S	MW-6D
Sample Date		11/18/2021	11/18/2021	11/17/2021	11/18/2021	11/17/2021	11/9/2021
Pace Lab ID		50303442002	50303442001	50303194002	50303442003	50303194001	50302482007
Static Water Elevation	ft MSL	593.29	593.22	593.65	593.62	593.57	593.35
Field Parameters	**Units**						
Temperature	°C	14.88	18.38	14.14	13.37	17.49	16.27
Dissolved Oxygen, Field	mg/L	0.07	0.34	0.12	0.08	0.17	0.43
Conductivity, Field	uS/cm	1110	1060	760	1190	570	833.86
ORP, Field	mV	86.3	75.9	104.9	159.5	125.0	203.0
pH, Field	Std. Units	6.39	6.53	7.57	7.45	7.42	7.56
Analytical Data							
Alkalinity, Total as CaCO3	mg/L	225	279	228	242	207	206
Alkalinity,Bicarbonate (CaCO3)	mg/L	225	279	228	242	207	206
Alkalinity,Carbonate (CaCO3)	mg/L	<2.0	<2.0	<2.0	<2.0	<2.0	<2.0
Aluminum, Total	ug/L	<200	<200	<200	<200	<200	<200
Antimony, Total	ug/L	<1.0	<1.0	<1.0	<1.0	<1.0	<1.0
Arsenic, Total	ug/L	<1.0	<1.0	4.8	<1.0	4.8	<1.0
Barium, Total	ug/L	93.9	94.3	65.6	104	43.0	56.3
Boron, Total	ug/L	129	417	115	309	129	3220
Calcium, Total	ug/L	102000	112000	68400	126000	64900	78200
Chloride	mg/L	139	116	84.3	140	47.8	902
Cobalt, Total	ug/L	<1.0	<1.0	<1.0	<1.0	<1.0	<1.0
Dissolved Organic Carbon	mg/L	2.1	1.7	1.5	1.5	2.2	2.2
Fluoride	mg/L	0.22	0.29	0.3	0.29	0.3	0.18
Iron, Ferrous	mg/L	<0.20	<0.20	<0.20	<0.20	<0.20	NS
Iron, Total	ug/L	<100	<100	953	527	<100	109
Lithium, Total	ug/L	20.6	26.4	<20.0	<20.0	<20.0	86.3
Magnesium, Total	ug/L	31500	23500	21800	39500	15400	13700
Manganese, Dissolved	ug/L	36.2	273	190	272	14.8	293
Manganese, Total	ug/L	36	264	189	276	20.5	312
Molybdenum, Dissolved	ug/L	58.9	46.6	14.6	12.1	45.6	226
Molybdenum, Total	ug/L	61.0	47.0	14.8	12.8	46.1	244
Nitrogen, Nitrate	mg/L	0.5	1.5	<0.10	<0.10	0.93	<0.10
Nitrogen, Nitrite	mg/L	<0.10	<0.10	<0.10	<0.10	<0.10	<0.10
pH at 25 Degrees C	Std. Units	7.6	7.2	7.4	7.4	7.3	7.4
Phosphate as P04	mg/L	<0.15	<0.15	<0.15	<0.15	1.3	<0.15
Potassium, Total	ug/L	5610	6750	3370	5100	5030	6780
Radium-226	pCi/L	0.422	<0.234	<-0.222	0.873	<0.308	<0.204
Radium-228	pCi/L	0.456	0.516	<0.255	2.07	0.634	0.729
Selenium, Total	ug/L	<1.0	5.9	<1.0	<1.0	3.3	<1.0
Silica, Total	ug/L	12300	13200	10700	11100	12800	11300
Sodium, Total	ug/L	102000	117000	64400	97900	36700	87400
Sulfate	mg/L	138	157	70.0	240	38.5	924
Sulfide	mg/L	<0.10	<0.10	<0.10	<0.10	<0.10	<0.10
Total Dissolved Solids	mg/L	686	724	432	760	327	467
Total Organic Carbon	mg/L	1.1	1.0	1.4	NS	1.8	<1.0
Total Radium	pCi/L	0.878	0.75	<0.255	2.94	0.942	0.933

Notes:
ft MSL: Elevation, feet mean sea level
°C: Degrees celcius
uS/cm: microsiemen per centimeter
umhos/cm: micromhos per centimeter
NA: Not analyzed
NM: Not Measured
NS: Not Sampled
mV: millivolt
Std. Units: standard units
mg/L: milligram per liter
ug/L: microgram per liter
pCi/L: picoCurie per liter
Static water elevation listed for a well may have been collected on a date different than date of well sampling.

Table 3
Summary of Monitoring Results - November 2021
Multiunit Ash Pond System
AES Indiana
Eagle Valley Generating Station
Martinsville, Indiana
ATC Project No. 170LF01276

Well ID		MW-6I	MW-6S	MW-7S	MW-8S	MW-9D	MW-9I
Sample Date		11/9/2021	11/9/2021	11/18/2021	11/18/2021	11/12/2021	11/12/2021
Pace Lab ID		50302482006	50302482005	50303442004	50303442005	50302819003	50302819002
Static Water Elevation	ft MSL	593.32	593.35	593.82	593.96	593.91	593.88
Field Parameters	**Units**						
Temperature	°C	16.11	16.36	14.45	18.42	16.30	16.86
Dissolved Oxygen, Field	mg/L	1.83	0.37	0.37	0.77	1.75	0.37
Conductivity, Field	uS/cm	979.71	1194.3	1010	1130	670	1180
ORP, Field	mV	210.7	205.4	168.8	173.5	125.2	144.9
pH, Field	Std. Units	7.38	7.10	6.99	7.26	7.06	7.50
Analytical Data							
Alkalinity, Total as CaCO3	mg/L	253	340	392	209	328	184
Alkalinity,Bicarbonate (CaCO3)	mg/L	253	340	392	209	328	184
Alkalinity,Carbonate (CaCO3)	mg/L	<2.0	<2.0	<2.0	<2.0	<2.0	<2.0
Aluminum, Total	ug/L	<200	<200	2420	<200	<200	<200
Antimony, Total	ug/L	<1.0	1.2	3.8	<1.0	<1.0	<1.0
Arsenic, Total	ug/L	<1.0	<1.0	2.4	2.4	<1.0	<1.0
Barium, Total	ug/L	65.0	86.4	89.2	87.2	112	78.1
Boron, Total	ug/L	2860	4110	1180	625	<100	779
Calcium, Total	ug/L	106000	142000	159000	122000	102000	119000
Chloride	mg/L	837	802	67.6	114	40.3	160
Cobalt, Total	ug/L	<1.0	<1.0	4.1	<1.0	<1.0	1.2
Dissolved Organic Carbon	mg/L	1.5	1.1	1.3	1.8	1.8	2.1
Fluoride	mg/L	0.27	0.25	<0.10	0.39	<0.10	0.32
Iron, Ferrous	mg/L	NS	NS	<0.20	<0.20	NS	NS
Iron, Total	ug/L	<100	<100	4730	219	249	<100
Lithium, Total	ug/L	115	91.6	31.8	32.2	<20.0	<20.0
Magnesium, Total	ug/L	21300	29200	36800	27100	26200	36500
Manganese, Dissolved	ug/L	54.5	26.3	1510	17.9	224	375
Manganese, Total	ug/L	59.6	55.4	1510	17.8	238	400
Molybdenum, Dissolved	ug/L	206	150	70.7	75.4	<10.0	11.8
Molybdenum, Total	ug/L	219	161	72.9	79.6	<10.0	11.6
Nitrogen, Nitrate	mg/L	<0.10	<0.10	1	0.16	<0.10	<0.10
Nitrogen, Nitrite	mg/L	<0.10	<0.10	<0.10	<0.10	<0.10	<0.10
pH at 25 Degrees C	Std. Units	7.5	7.3	7.1	7.2	7.4	7.4
Phosphate as P04	mg/L	<0.15	<0.15	0.36	0.47	<0.15	<0.15
Potassium, Total	ug/L	13500	9070	5410	8380	2650	7110
Radium-226	pCi/L	0.51	0.547	0.359	<0.00	0.383	0.474
Radium-228	pCi/L	1.02	0.432	0.752	<0.145	0.565	<-0.0439
Selenium, Total	ug/L	<1.0	2.2	40.6	<1.0	<1.0	<1.0
Silica, Total	ug/L	10600	12000	23200	20300	14300	10300
Sodium, Total	ug/L	79400	96000	69300	105000	26800	139000
Sulfate	mg/L	1480	2170	148	203	34.5	313
Sulfide	mg/L	<0.10	<0.10	<0.10	<0.10	<0.10	<0.10
Total Dissolved Solids	mg/L	594	726	745	774	420	858
Total Organic Carbon	mg/L	<1.0	<1.0	<2	1.3	<1.0	1.5
Total Radium	pCi/L	1.53	0.979	1.11	<0.145	0.948	<0.474

Notes:
ft MSL: Elevation, feet mean sea level
°C: Degrees celcius
uS/cm: microsiemen per centimeter
umhos/cm: micromhos per centimeter
NA: Not analyzed
NM: Not Measured
NS: Not Sampled
mV: millivolt
Std. Units: standard units
mg/L: milligram per liter
ug/L: microgram per liter
pCi/L: picoCurie per liter
Static water elevation listed for a well may have been collected on a date different than date of well sampling.

Table 3
Summary of Monitoring Results - November 2021
Multiunit Ash Pond System
AES Indiana
Eagle Valley Generating Station
Martinsville, Indiana
ATC Project No. 170LF01276

Well ID		MW-9S	MW-10D	MW-10I	MW-10S	MW-11D	MW-11I
Sample Date		11/12/2021	11/12/2021	11/12/2021	11/12/2021	11/17/2021	11/17/2021
Pace Lab ID		50302819001	50302825002	50302825001	50302819004	50303194007	50303194006
Static Water Elevation	ft MSL	593.94	593.19	593.18	593.09	593.29	593.27
Field Parameters	**Units**						
Temperature	°C	18.05	14.85	15.35	15.50	14.88	14.86
Dissolved Oxygen, Field	mg/L	7.62	0.43	0.41	1.21	0.16	0.33
Conductivity, Field	uS/cm	800	890.27	1317.3	1648.9	870	950
ORP, Field	mV	122.1	201.4	222.0	235.5	139.8	135.1
pH, Field	Std. Units	7.42	7.45	7.43	7.21	7.52	7.47
Analytical Data							
Alkalinity, Total as CaCO3	mg/L	256	243	235	296	213	226
Alkalinity,Bicarbonate (CaCO3)	mg/L	256	243	235	296	213	226
Alkalinity,Carbonate (CaCO3)	mg/L	<2.0	<2.0	<2.0	<2.0	<2.0	<2.0
Aluminum, Total	ug/L	351	927	<200	<200	<200	<200
Antimony, Total	ug/L	<1.0	<6	<6	1.8	<1.0	<1.0
Arsenic, Total	ug/L	<1.0	<10.0	<10.0	<1.0	6.2	<1.0
Barium, Total	ug/L	84.8	92.9	71.5	83.6	57.1	62.3
Boron, Total	ug/L	961	416	1150	5770	2450	3350
Calcium, Total	ug/L	106000	101000	150000	197000	72500	86800
Chloride	mg/L	58.5	119	86.5	126	96.9	81.2
Cobalt, Total	ug/L	<1.0	<10.0	<10.0	<1.0	<1.0	<1.0
Dissolved Organic Carbon	mg/L	<1.0	2.5	1.2	1.4	1.0	<1.0
Fluoride	mg/L	0.33	0.26	0.16	0.20	0.23	0.35
Iron, Ferrous	mg/L	NS	NS	NS	NS	<0.20	<0.20
Iron, Total	ug/L	279	1820	372	<100	1210	148
Lithium, Total	ug/L	31.9	56.8	57.0	93.0	82.7	118
Magnesium, Total	ug/L	24400	24300	28600	42100	19000	23600
Manganese, Dissolved	ug/L	<10.0	59.4	48.5	13.8	255	257
Manganese, Total	ug/L	84.8	85.1	53.2	17.4	365	251
Molybdenum, Dissolved	ug/L	70.9	116	122	75.5	179	149
Molybdenum, Total	ug/L	69.4	119	124	77.6	183	149
Nitrogen, Nitrate	mg/L	0.73	<0.10	<0.10	0.19	<0.10	<0.10
Nitrogen, Nitrite	mg/L	<0.10	<0.10	<0.10	<0.10	<0.10	<0.10
pH at 25 Degrees C	Std. Units	7.4	7.2	7.5	7.2	7.4	7.5
Phosphate as P04	mg/L	<0.15	<0.15	<0.15	<0.15	<0.15	<0.15
Potassium, Total	ug/L	5990	7600	10400	10900	6550	7760
Radium-226	pCi/L	0.341	0.509	0.861	0.50	0.824	1.29
Radium-228	pCi/L	<0.295	1.25	0.66	<0.218	<0.329	0.774
Selenium, Total	ug/L	2.6	<10.0	<10.0	1.8	<1.0	<1.0
Silica, Total	ug/L	18300	12600	9870	12900	11400	10200
Sodium, Total	ug/L	64200	66100	112000	129000	87500	85000
Sulfate	mg/L	155	298	<0.25	443	106	163
Sulfide	mg/L	<0.10	<0.10	<0.10	<0.10	<0.10	<0.10
Total Dissolved Solids	mg/L	567	856	547	1140	528	597
Total Organic Carbon	mg/L	<1.0	<1.0	1.0	1.0	<1.0	<1.0
Total Radium	pCi/L	0.636	1.76	1.52	0.718	1.15	2.06

Notes:
ft MSL: Elevation, feet mean sea level
°C: Degrees celcius
uS/cm: microsiemen per centimeter
umhos/cm: micromhos per centimeter
NA: Not analyzed
NM: Not Measured
NS: Not Sampled
mV: millivolt
Std. Units: standard units
mg/L: milligram per liter
ug/L: microgram per liter
pCi/L: picoCurie per liter
Static water elevation listed for a well may have been collected on a date different than date of well sampling.

Table 3
Summary of Monitoring Results - November 2021
Multiunit Ash Pond System
AES Indiana
Eagle Valley Generating Station
Martinsville, Indiana
ATC Project No. 170LF01276

Well ID		MW-11S	MW-12S	MW-13D	MW-13I	MW-13S	MW-14D
Sample Date		11/17/2021	11/10/2021	11/16/2021	11/16/2021	11/16/2021	11/11/2021
Pace Lab ID		50303194005	50302638004	50303114005	50303114002	50303114001	50302629003
Static Water Elevation	ft MSL	593.27	593.34	591.99	592.06	592.03	592.48
Field Parameters	**Units**						
Temperature	°C	14.91	16.43	13.45	18.66	15.29	13.83
Dissolved Oxygen, Field	mg/L	2.10	2.36	0.37	9.24	7.57	4.84
Conductivity, Field	uS/cm	1470	1152.1	680.83	0.06	200	20.96
ORP, Field	mV	140.3	198.0	181.0	206.5	190.0	61.3
pH, Field	Std. Units	7.19	7.11	7.36	7.06	7.11	7.45
Analytical Data							
Alkalinity, Total as CaCO3	mg/L	361	344	283	303	372	264
Alkalinity,Bicarbonate (CaCO3)	mg/L	361	344	283	303	372	264
Alkalinity,Carbonate (CaCO3)	mg/L	<2.0	<2.0	<2.0	<2.0	<2.0	<2.0
Aluminum, Total	ug/L	<200	<200	<200	<200	<200	<200
Antimony, Total	ug/L	1.4	1.5	<1.0	<1.0	<1.0	<1.0
Arsenic, Total	ug/L	77.8	1.4	<1.0	<1.0	<1.0	<1.0
Barium, Total	ug/L	106	127	64.6	37.9	50.4	55
Boron, Total	ug/L	5080	6030	<100	<100	<100	3370
Calcium, Total	ug/L	206000	131000	92800	96500	114000	131000
Chloride	mg/L	59.8	68.4	43.2	40.4	22.8	96.5
Cobalt, Total	ug/L	<1.0	<1.0	<1.0	<1.0	<1.0	<1.0
Dissolved Organic Carbon	mg/L	<1.0	<1.0	<1.0	<1.0	<1.0	<1.0
Fluoride	mg/L	0.15	0.22	<0.10	<0.10	<0.10	<0.10
Iron, Ferrous	mg/L	<0.20	NS	<0.20	<0.20	<0.20	<0.20
Iron, Total	ug/L	<100	130	<100	<100	<100	<100
Lithium, Total	ug/L	122	129	<20.0	<20.0	<20.0	81.2
Magnesium, Total	ug/L	41800	26300	29600	30600	29500	30700
Manganese, Dissolved	ug/L	<10.0	<10.0	43	<10.0	<10.0	<10.0
Manganese, Total	ug/L	<10.0	222	42.4	<10.0	<10.0	<10.0
Molybdenum, Dissolved	ug/L	74.8	33.3	<10.0	<10.0	<10.0	82.2
Molybdenum, Total	ug/L	75.2	33.8	<10.0	<10.0	<10.0	86.0
Nitrogen, Nitrate	mg/L	0.62	0.37	0.56	2.6	9.4	0.83
Nitrogen, Nitrite	mg/L	<0.10	<0.10	<0.10	<0.10	<0.5	<0.10
pH at 25 Degrees C	Std. Units	7.1	7.2	7.2	7.2	7.1	7.4
Phosphate as P04	mg/L	0.33	NS	<0.15	<0.15	<0.15	<0.15
Potassium, Total	ug/L	12300	12300	1090	1680	3000	4830
Radium-226	pCi/L	<-0.0675	0.388	0.322	0.43	0.348	<0.14
Radium-228	pCi/L	0.745	<0.174	<0.228	<0.151	<0.161	0.478
Selenium, Total	ug/L	8.6	15.3	1.3	<1.0	<1.0	<1.0
Silica, Total	ug/L	12200	10900	14800	16700	14200	14300
Sodium, Total	ug/L	85200	90800	12200	9780	12000	67300
Sulfate	mg/L	419	192	45.2	29.4	15.1	217
Sulfide	mg/L	<0.10	<0.10	<0.10	<0.10	<0.10	<0.10
Total Dissolved Solids	mg/L	1080	775	388	393	422	727
Total Organic Carbon	mg/L	<1.0	<1.0	<1.0	<1.0	<1.0	<1.0
Total Radium	pCi/L	<0.745	0.562	0.55	0.581	<0.509	<0.618

Notes:
ft MSL: Elevation, feet mean sea level
°C: Degrees celcius
uS/cm: microsiemen per centimeter
umhos/cm: micromhos per centimeter
NA: Not analyzed
NM: Not Measured
NS: Not Sampled
mV: millivolt
Std. Units: standard units
mg/L: milligram per liter
ug/L: microgram per liter
pCi/L: picoCurie per liter
Static water elevation listed for a well may have been collected on a date different than date of well sampling.

Table 3
Summary of Monitoring Results - November 2021
Multiunit Ash Pond System
AES Indiana
Eagle Valley Generating Station
Martinsville, Indiana
ATC Project No. 170LF01276

Well ID		MW-14I	MW-14S	MW-15D	MW-15I	MW-15S	MW-16D
Sample Date		11/11/2021	11/11/2021	11/12/2021	11/12/2021	11/12/2021	11/10/2021
Pace Lab ID		50302629002	50302629001	50302816003	50302816002	50302816001	50302637006
Static Water Elevation	ft MSL	592.57	592.59	593.08	593.10	592.98	592.95
Field Parameters	**Units**						
Temperature	°C	14.20	14.59	15.54	15.33	15.90	15.13
Dissolved Oxygen, Field	mg/L	1.42	8.18	0.08	0.08	7.80	1.12
Conductivity, Field	uS/cm	1448.8	657.54	1030.8	1096.9	734.15	870.00
ORP, Field	mV	71.4	54.6	1.6	126.9	143.8	-48.0
pH, Field	Std. Units	7.27	7.33	7.55	7.64	7.29	7.41
Analytical Data							
Alkalinity, Total as CaCO3	mg/L	302	264	190	196	316	216
Alkalinity,Bicarbonate (CaCO3)	mg/L	302	264	190	196	316	216
Alkalinity,Carbonate (CaCO3)	mg/L	<2.0	<2.0	<2.0	<2.0	<2.0	<2.0
Aluminum, Total	ug/L	<200	279	<200	<200	<200	<200
Antimony, Total	ug/L	<1.0	<1.0	<1.0	<1.0	<1.0	<1.0
Arsenic, Total	ug/L	<1.0	<1.0	<1.0	<1.0	<1.0	3.9
Barium, Total	ug/L	26.7	30.6	58.1	49.1	60.8	78
Boron, Total	ug/L	1950	272	4920	7600	1210	270
Calcium, Total	ug/L	164000	89200	102000	78300	98800	93200
Chloride	mg/L	90.7	7.2	117	78.4	11.7	105
Cobalt, Total	ug/L	<1.0	<1.0	<1.0	<1.0	<1.0	<1.0
Dissolved Organic Carbon	mg/L	<1.0	<1.0	<1.0	<1.0	1.1	1.3
Fluoride	mg/L	<0.10	0.13	0.17	<0.20	0.25	0.31
Iron, Ferrous	mg/L	<0.20	<0.20	<0.20	<0.20	<0.20	NS
Iron, Total	ug/L	<100	610	260	<100	234	1400
Lithium, Total	ug/L	33.5	20.1	89.6	86.1	36.9	77.0
Magnesium, Total	ug/L	35300	22300	19300	18300	23400	23500
Manganese, Dissolved	ug/L	122	<10.0	427	99.8	<10.0	197
Manganese, Total	ug/L	118	41.6	419	98.1	18.2	195
Molybdenum, Dissolved	ug/L	11.7	49.7	185	341	51.4	65.5
Molybdenum, Total	ug/L	12.3	51.3	186	349	53.3	65.9
Nitrogen, Nitrate	mg/L	<0.10	9.2	<0.10	<0.10	1	<0.10
Nitrogen, Nitrite	mg/L	<0.10	<0.4	<0.10	<0.10	<0.10	<0.10
pH at 25 Degrees C	Std. Units	7.3	7.5	7.4	7.3	7.4	7.4
Phosphate as P04	mg/L	<0.15	<0.15	<0.15	<0.15	<0.15	NS
Potassium, Total	ug/L	4420	2020	7010	8860	4450	9070
Radium-226	pCi/L	<0.291	<-0.369	0.326	0.938	0.151	0.661
Radium-228	pCi/L	0.663	<0.0832	0.659	0.909	0.638	<0.301
Selenium, Total	ug/L	<1.0	<1.0	<1.0	<1.0	1.9	<1.0
Silica, Total	ug/L	15400	12700	12600	11000	12200	11000
Sodium, Total	ug/L	89600	8110	106000	111000	17800	69600
Sulfate	mg/L	325	42.4	203	198	30.1	106
Sulfide	mg/L	<0.10	<0.10	<0.10	<0.10	<0.10	<0.10
Total Dissolved Solids	mg/L	870	329	669	606	363	553
Total Organic Carbon	mg/L	<1.0	<1.0	<1.0	<1.0	<1.0	1.1
Total Radium	pCi/L	0.954	<0.0832	0.985	1.85	0.789	0.962

Notes:
ft MSL: Elevation, feet mean sea level
°C: Degrees celcius
uS/cm: microsiemen per centimeter
umhos/cm: micromhos per centimeter
NA: Not analyzed
NM: Not Measured
NS: Not Sampled
mV: millivolt
Std. Units: standard units
mg/L: milligram per liter
ug/L: microgram per liter
pCi/L: picoCurie per liter
Static water elevation listed for a well may have been collected on a date different than date of well sampling.

Table 3
Summary of Monitoring Results - November 2021
Multiunit Ash Pond System
AES Indiana
Eagle Valley Generating Station
Martinsville, Indiana
ATC Project No. 170LF01276

Well ID		MW-16I	MW-16S	MW-17D	MW-17I	MW-17S	MW-18D
Sample Date		11/10/2021	11/9/2021	11/10/2021	11/10/2021	11/10/2021	11/10/2021
Pace Lab ID		50302637005	50302487001	50302629008	50302629005	50302629004	50302637003
Static Water Elevation	ft MSL	592.95	592.95	590.48	590.39	590.40	593.06
Field Parameters	**Units**						
Temperature	°C	14.89	15.24	12.80	12.88	12.14	13.45
Dissolved Oxygen, Field	mg/L	1.18	0.11	0.19	0.30	0.17	0.70
Conductivity, Field	uS/cm	920.00	900.0	999.85	610.37	784.09	1171.3
ORP, Field	mV	187.8	85.4	-85.7	111.5	118	191.4
pH, Field	Std. Units	7.37	7.08	7.52	7.49	7.36	7.51
Analytical Data							
Alkalinity, Total as CaCO3	mg/L	215	299	228	257	281	228
Alkalinity,Bicarbonate (CaCO3)	mg/L	215	299	228	257	281	228
Alkalinity,Carbonate (CaCO3)	mg/L	<2.0	<2.0	<2.0	<2.0	<2.0	<2.0
Aluminum, Total	ug/L	<200	499	304	<200	1170	<200
Antimony, Total	ug/L	<1.0	<1.0	<1.0	<1.0	<1.0	<1.0
Arsenic, Total	ug/L	<1.0	<1.0	3.9	<1.0	1.6	1.6
Barium, Total	ug/L	81.7	87.7	62.2	52.0	111	76.0
Boron, Total	ug/L	358	470	4000	424	269	5580
Calcium, Total	ug/L	85100	106000	99500	79300	99400	120000
Chloride	mg/L	121	79.6	80.5	42.2	43.5	138
Cobalt, Total	ug/L	<1.0	<1.0	<1.0	<1.0	<1.0	<1.0
Dissolved Organic Carbon	mg/L	<1.0	1.1	<1.0	<1.0	<1.0	<1.0
Fluoride	mg/L	0.28	0.21	<0.10	0.14	0.17	0.13
Iron, Ferrous	mg/L	NS	NS	<0.20	<0.20	<0.20	NS
Iron, Total	ug/L	186	711	2070	252	2010	944
Lithium, Total	ug/L	83.0	61.6	51.2	<20.0	<20.0	101
Magnesium, Total	ug/L	27700	25600	25400	19400	22300	23900
Manganese, Dissolved	ug/L	108	395	296	<10.0	<10.0	407
Manganese, Total	ug/L	110	595	301	<10.0	33.6	429
Molybdenum, Dissolved	ug/L	81.8	41.1	26.9	<10.0	14.1	133
Molybdenum, Total	ug/L	86.3	47.0	28.3	<10.0	14.6	140
Nitrogen, Nitrate	mg/L	<0.10	1.0	<0.10	0.75	3.6	<0.10
Nitrogen, Nitrite	mg/L	<0.10	<0.10	<0.10	<0.10	<0.10	<0.10
pH at 25 Degrees C	Std. Units	7.3	7.6	7.3	7.3	6.7	7.4
Phosphate as P04	mg/L	NS	<0.15	<0.15	<0.15	<0.15	NS
Potassium, Total	ug/L	8130	7980	3640	2150	3440	8330
Radium-226	pCi/L	0.59	<-0.0633	0.433	<0.219	0.474	0.762
Radium-228	pCi/L	0.399	<0.211	0.551	0.576	<0.27	0.50
Selenium, Total	ug/L	<1.0	5.6	<1.0	<1.0	1.6	<1.0
Silica, Total	ug/L	11100	14300	13100	10500	13800	13100
Sodium, Total	ug/L	82600	77400	75200	28800	27100	108000
Sulfate	mg/L	125	93.9	195	27.1	28.2	200
Sulfide	mg/L	<0.10	<0.10	<0.10	<0.10	<0.10	<0.10
Total Dissolved Solids	mg/L	582	534	606	350	410	738
Total Organic Carbon	mg/L	<1.0	<1.0	<1.0	<1.0	<1.0	<1.0
Total Radium	pCi/L	0.989	<0.211	0.984	0.795	<0.744	1.26

Notes:
ft MSL: Elevation, feet mean sea level
°C: Degrees celcius
uS/cm: microsiemen per centimeter
umhos/cm: micromhos per centimeter
NA: Not analyzed
NM: Not Measured
NS: Not Sampled
mV: millivolt
Std. Units: standard units
mg/L: milligram per liter
ug/L: microgram per liter
pCi/L: picoCurie per liter
Static water elevation listed for a well may have been collected on a date different than date of well sampling.

Table 3
Summary of Monitoring Results - November 2021
Multiunit Ash Pond System
AES Indiana
Eagle Valley Generating Station
Martinsville, Indiana
ATC Project No. 170LF01276

Well ID		MW-18I	MW-18S	MW-19D	MW-19I	MW-19S
Sample Date		11/10/2021	11/10/2021	11/10/2021	11/10/2021	11/10/2021
Pace Lab ID		50302637002	50302637001	50302629011	50302629010	50302629009
Static Water Elevation	ft MSL	592.76	593.07	592.62	592.59	592.60
Field Parameters	**Units**					
Temperature	°C	13.64	15.02	14.43	14.33	15.53
Dissolved Oxygen, Field	mg/L	2.34	4.43	0.12	0.11	0.78
Conductivity, Field	uS/cm	578.35	737.17	1333.4	1295.7	870.42
ORP, Field	mV	166.8	163.7	-51.2	-26.7	-18.1
pH, Field	Std. Units	7.49	7.33	7.45	7.44	7.10
Analytical Data						
Alkalinity, Total as CaCO3	mg/L	214	303	212	238	389
Alkalinity,Bicarbonate (CaCO3)	mg/L	214	303	212	238	389
Alkalinity,Carbonate (CaCO3)	mg/L	<2.0	<2.0	<2.0	<2.0	<2.0
Aluminum, Total	ug/L	<200	<200	614	<200	710
Antimony, Total	ug/L	<1.0	<1.0	<1.0	<1.0	<1.0
Arsenic, Total	ug/L	<1.0	<1.0	1.5	<1.0	2.4
Barium, Total	ug/L	74.1	53.1	54.5	69.9	44.6
Boron, Total	ug/L	375	186	5900	5280	402
Calcium, Total	ug/L	73400	98600	122000	122000	120000
Chloride	mg/L	47.5	50.0	140	123	2.7
Cobalt, Total	ug/L	<1.0	<1.0	<1.0	<1.0	1.6
Dissolved Organic Carbon	mg/L	1.1	1.4	<1.0	<1.0	<1.0
Fluoride	mg/L	0.13	0.15	<0.10	<0.10	<0.10
Iron, Ferrous	mg/L	NS	NS	<0.20	<0.20	<0.20
Iron, Total	ug/L	222	242	1290	448	1920
Lithium, Total	ug/L	49.7	<20.0	21.0	106	21.2
Magnesium, Total	ug/L	15900	22100	29300	25900	32900
Manganese, Dissolved	ug/L	21.1	<10.0	400	83.8	<10.0
Manganese, Total	ug/L	129	<10.0	426	94	212
Molybdenum, Dissolved	ug/L	77.8	<10.0	11.7	129	<10.0
Molybdenum, Total	ug/L	81.4	<10.0	12.6	135	<10.0
Nitrogen, Nitrate	mg/L	1.4	1.1	<0.10	<0.10	14.4
Nitrogen, Nitrite	mg/L	<0.10	<0.10	<0.10	<0.10	<1.0
pH at 25 Degrees C	Std. Units	7.4	7.3	7.4	7.4	7.3
Phosphate as P04	mg/L	NS	NS	<0.15	<0.15	<0.15
Potassium, Total	ug/L	5270	2960	4630	7890	2090
Radium-226	pCi/L	0.567	0.115	0.465	<-0.215	<-0.27
Radium-228	pCi/L	<0.129	0.437	1.28	0.948	1.44
Selenium, Total	ug/L	2.6	3.3	<1.0	<1.0	<1.0
Silica, Total	ug/L	10800	9440	15700	12800	14900
Sodium, Total	ug/L	28200	37000	104000	96600	10500
Sulfate	mg/L	27.1	39.4	225	235	19.3
Sulfide	mg/L	<0.10	<0.10	<0.10	<0.10	<0.10
Total Dissolved Solids	mg/L	345	450	756	716	457
Total Organic Carbon	mg/L	<1.0	1.2	<1.0	<1.0	<1.0
Total Radium	pCi/L	0.696	0.552	1.75	<0.948	1.44

Notes:
ft MSL: Elevation, feet mean sea level
°C: Degrees celcius
uS/cm: microsiemen per centimeter
umhos/cm: micromhos per centimeter
NA: Not analyzed
NM: Not Measured
NS: Not Sampled
mV: millivolt
Std. Units: standard units
mg/L: milligram per liter
ug/L: microgram per liter
pCi/L: picoCurie per liter
Static water elevation listed for a well may have been collected on a date different than date of well sampling.

Table 4
Summary of Monitoring Results - May 2022
Multiunit Ash Pond System
AES Indiana
Eagle Valley Generating Station
Martinsville, Indiana
ATC Project No. 170LF01276

Well ID		MW-1D	MW-1I	MW-1S	MW-2D	MW-2I	MW-2S
Sample Date		5/10/2022	5/10/2022	5/10/2022	5/11/2022	5/11/2022	5/11/2022
Pace Lab ID		50316224003	50316224002	50316224001	50316334003	50316334002	50316334001
Static Water Elevation	ft MSL	593.49	592.36	593.37	594.11	594.12	594.16
Field Parameters	**Units**						
Temperature	°C	14.64	14.73	13.63	16.21	15.98	14.84
Dissolved Oxygen, Field	mg/L	1.39	1.02	1.79	0.61	0.07	3.59
Conductivity, Field	uS/cm	632.39	624.69	492.2	782.62	822.14	1072.50
ORP, Field	mV	69.7	116.4	108.8	81.8	53.9	100.3
pH, Field	Std. Units	7.25	7.36	6.87	7.16	7.22	6.85
Analytical Data							
Alkalinity, Total as CaCO3	mg/L	235	250	531	234	236	455
Alkalinity,Bicarbonate (CaCO3)	mg/L	235	250	531	234	236	455
Alkalinity,Carbonate (CaCO3)	mg/L	<2.0	<2.0	<2.0	<2.0	<2.0	<2.0
Aluminum, Total	ug/L	<200	<200	<200	<200	<200	<200
Antimony, Total	ug/L	<1.0	<1.0	1.7	<1.0	<1.0	<1.0
Arsenic, Total	ug/L	3.7	<1.0	3.8	3.7	<1.0	13.3
Barium, Total	ug/L	60.9	54.1	79.7	69.7	67.9	132
Beryllium, Total	ug/L	<0.20	<0.20	<0.20	<0.20	<0.20	<0.20
Boron, Total	ug/L	867	844	3880	194	229	1160
Cadmium, Total	ug/L	<2.0	<2.0	<2.0	<2.0	<2.0	<2.0
Calcium, Total	ug/L	70000	71600	212000	79500	68200	172000
Chloride	mg/L	88.8	94.4	34.0	68.0	89.7	44.0
Chromium, Total	ug/L	<10.0	<10.0	<10.0	<10.0	<10.0	<10.0
Cobalt, Total	ug/L	<1.0	<1.0	<1.0	<1.0	<1.0	<1.0
Dissolved Organic Carbon	mg/L	1.2	1.9	1.4	1.2	1.1	2.7
Fluoride	mg/L	0.32	0.29	0.12	0.29	0.27	0.13
Iron, Total	ug/L	1580	<100	307	893	<100	<100
Iron, Ferrous	mg/L	<0.20	<0.20	<0.20	<0.20	<0.20	<0.20
Lead, Total	ug/L	<10.0	<10.0	<10.0	<10.0	<10.0	<10.0
Lithium, Total	ug/L	84.5	86.9	102	51.2	47.4	52
Magnesium, Total	ug/L	19400	23300	54600	18400	19300	35700
Manganese, Total	ug/L	316	217	18.7	207	48.1	16
Manganese, Dissolved	ug/L	309	227	<10.0	210	50.4	<10.0
Mercury	ug/L	<0.20	<0.20	<0.20	<0.20	<0.20	<0.20
Molybdenum, Total	ug/L	104	96.3	24.8	59.6	65.4	13.4
Molybdenum, Dissolved	ug/L	102	97.6	25.4	60.4	66.1	13.8
Nitrogen, Nitrate	mg/L	<0.10	<0.10	1.4	<0.10	<0.10	2.0
Nitrogen, Nitrite	mg/L	<0.10	<0.10	<0.10	<0.10	<0.10	<0.10
Phosphate as P04	mg/L	0.49	<0.15	<0.15	<0.15	<0.15	0.21
Potassium, Total	ug/L	7390	7680	8650	8300	8880	6570
Radium-226	pCi/L	<0.225	0.847	<0.191	0.541	1.32	<-0.177
Radium-228	pCi/L	0.52	0.308	<0.162	0.673	1.06	<0.402
Selenium, Total	ug/L	<1.0	<1.0	19.8	<1.0	<1.0	23.7
Silica, Total	ug/L	9130	9020	13700	10800	10900	14400
Sodium, Total	ug/L	75700	74300	58200	67000	85300	47800
Sulfate	mg/L	88.0	80.8	330	73.4	80.2	151
Sulfide	mg/L	<0.10	<0.10	<0.10	<0.10	<0.10	<0.10
Thallium, Total		<1.0	<1.0	<1.0	<1.0	<1.0	<1.0
Total Dissolved Solids	mg/L	477	490	1020	393	509	748
Total Organic Carbon	mg/L	<1.0	<1.0	<1.0	1.2	1.0	<1.0
Total Radium	pCi/L	0.745	1.16	<0.353	1.21	2.38	<0.402
pH at 25 Degrees C	Std. Units	7.8	7.5	6.9	7.7	7.0	7.8

Notes:
ft MSL: Elevation, feet mean sea level
°C: Degrees celcius
uS/cm: microsiemen per centimeter
umhos/cm: micromhos per centimeter
NA: Not analyzed
NM: Not Measured
NS: Not Sampled
mV: millivolt
Std. Units: standard units
mg/L: milligram per liter
ug/L: microgram per liter
pCi/L: picoCurie per liter

Static water elevation listed for a well may have been collected on a date different than date of well sampling.

Table 4
Summary of Monitoring Results - May 2022
Multiunit Ash Pond System
AES Indiana
Eagle Valley Generating Station
Martinsville, Indiana
ATC Project No. 170LF01276

Well ID		MW-3I	MW-3S	MW-4D	MW-4I	MW-4S	MW-6D
Sample Date		5/11/2022	5/11/2022	5/10/2022	5/10/2022	5/10/2022	5/11/2022
Pace Lab ID		50316334005	50316334004	50316224008	50316224007	50316224006	50316328003
Static Water Elevation	ft MSL	594.50	594.81	595.00	595.00	595.11	591.61
Field Parameters	**Units**						
Temperature	°C	16.76	18.26	15.15	15.12	14.61	16.01
Dissolved Oxygen, Field	mg/L	0.31	1.05	0.18	0.17	0.11	0.23
Conductivity, Field	uS/cm	1146.00	1030.50	694.53	813.29	1178	741.09
ORP, Field	mV	43.9	43.0	-41.1	-58.9	20.8	-5.1
pH, Field	Std. Units	7.23	6.72	7.53	7.44	7.27	7.51
Analytical Data							
Alkalinity, Total as CaCO3	mg/L	241	432	251	247	200	227
Alkalinity,Bicarbonate (CaCO3)	mg/L	241	432	251	247	200	227
Alkalinity,Carbonate (CaCO3)	mg/L	<2.0	<2.0	<2.0	<2.0	<2.0	<2.0
Aluminum, Total	ug/L	<200	<200	<200	<200	<200	<200
Antimony, Total	ug/L	<1.0	1.1	<1.0	<1.0	<1.0	1.3
Arsenic, Total	ug/L	<1.0	<1.0	4.7	1.1	3.8	<1.0
Barium, Total	ug/L	93.3	141	67.9	70.7	122	58.3
Beryllium, Total	ug/L	<0.20	<0.20	<0.20	<0.20	<0.20	<0.20
Boron, Total	ug/L	174	766	138	177	606	3060
Cadmium, Total	ug/L	<2.0	<2.0	<2.0	<2.0	<2.0	<2.0
Calcium, Total	ug/L	100000	137000	70200	84100	145000	73100
Chloride	mg/L	147	43.8	83.4	108	145	99.3
Chromium, Total	ug/L	<10.0	<10.0	<10.0	<10.0	<10.0	<10.0
Cobalt, Total	ug/L	<1.0	<1.0	<1.0	<1.0	<1.0	<1.0
Dissolved Organic Carbon	mg/L	2	<1.0	1.4	2.1	2.8	<1.0
Fluoride	mg/L	0.32	0.2	0.29	0.36	0.27	0.20
Iron, Total	ug/L	<100	<100	1170	537	<100	112
Iron, Ferrous	mg/L	<0.20	<0.20	<0.20	<0.20	<0.20	<0.20
Lead, Total	ug/L	<10.0	<10.0	<10.0	<10.0	<10.0	<10.0
Lithium, Total	ug/L	20.9	24.7	<20.0	<20.0	27.9	80.7
Magnesium, Total	ug/L	31100	30700	22600	26700	35500	13800
Manganese, Total	ug/L	36	2170	193	165	<10.0	304
Manganese, Dissolved	ug/L	37.3	14.5	194	172	<10.0	294
Mercury	ug/L	<0.20	<0.20	<0.20	<0.20	<0.20	<0.20
Molybdenum, Total	ug/L	60	52.6	15.7	12.4	45.7	209
Molybdenum, Dissolved	ug/L	60.5	40.3	15.3	11.6	46.1	210
Nitrogen, Nitrate	mg/L	0.77	2.4	0.25	0.22	0.21	0.23
Nitrogen, Nitrite	mg/L	<0.10	<0.10	<0.10	<0.10	<0.10	<0.10
Phosphate as P04	mg/L	<0.15	<0.15	0.18	<0.15	0.92	<0.15
Potassium, Total	ug/L	5750	6340	3400	3670	7430	6350
Radium-226	pCi/L	0.654	<0.0497	<0.185	0.39	0.381	1.09
Radium-228	pCi/L	0.724	<0.329	<0.071	0.578	0.447	<0.289
Selenium, Total	ug/L	<1.0	17.9	<1.0	<1.0	<1.0	<1.0
Silica, Total	ug/L	11800	15100	10600	9990	11600	12000
Sodium, Total	ug/L	110000	60700	64100	73300	108000	85700
Sulfate	mg/L	185	115	65.1	120	364	95.8
Sulfide	mg/L	<0.10	<0.10	<0.10	<0.10	<0.10	<0.10
Thallium, Total		<1.0	<1.0	<1.0	<1.0	<1.0	<1.0
Total Dissolved Solids	mg/L	792	671	451	553	878	514
Total Organic Carbon	mg/L	1.2	<1.0	1.3	1.3	2.1	<1.0
Total Radium	pCi/L	1.38	<0.379	<0.256	0.968	0.828	1.38
pH at 25 Degrees C	Std. Units	7.1	7.6	7.9	7.7	7.5	7.7

Notes:
ft MSL: Elevation, feet mean sea level
°C: Degrees celcius
uS/cm: microsiemen per centimeter
umhos/cm: micromhos per centimeter
NA: Not analyzed
NM: Not Measured
NS: Not Sampled
mV: millivolt
Std. Units: standard units
mg/L: milligram per liter
ug/L: microgram per liter
pCi/L: picoCurie per liter

Static water elevation listed for a well may have been collected on a date different than date of well sampling.

Table 4
Summary of Monitoring Results - May 2022
Multiunit Ash Pond System
AES Indiana
Eagle Valley Generating Station
Martinsville, Indiana
ATC Project No. 170LF01276

Well ID		MW-6I	MW-6S	MW-7S	MW-8S	MW-9D	MW-9I
Sample Date		5/11/2022	5/11/2022	5/12/2022	5/12/2022	5/9/2022	5/9/2022
Pace Lab ID		50316328002	50316328001	50316506001	50316506002	50316081002	50316081001
Static Water Elevation	ft MSL	591.52	591.58	593.41	595.15	594.27	594.21
Field Parameters	**Units**						
Temperature	°C	15.96	15.17	18.02	15.74	15.43	16.45
Dissolved Oxygen, Field	mg/L	0.12	2.20	9.01	9.76	0.18	0.95
Conductivity, Field	uS/cm	821.62	960.38	-	-	854.88	868.98
ORP, Field	mV	86.2	62.5	197.2	217.9	200.7	132.0
pH, Field	Std. Units	7.37	6.95	7.12	7.36	7.16	7.55
Analytical Data							
Alkalinity, Total as CaCO3	mg/L	261	452	484	289	312	228
Alkalinity,Bicarbonate (CaCO3)	mg/L	261	452	484	289	312	228
Alkalinity,Carbonate (CaCO3)	mg/L	<2.0	<2.0	<2.0	<2.0	<2.0	<2.0
Aluminum, Total	ug/L	<200	<200	<200	<200	<200	<200
Antimony, Total	ug/L	<1.0	<1.0	2.3	<1.0	<1.0	<1.0
Arsenic, Total	ug/L	<1.0	<1.0	<1.0	2.0	<1.0	<1.0
Barium, Total	ug/L	62.6	92.5	80.5	127	118	52.6
Beryllium, Total	ug/L	<0.20	<0.20	<0.20	<0.20	<0.20	<0.20
Boron, Total	ug/L	2290	3020	1400	723	<100	1460
Cadmium, Total	ug/L	<2.0	<2.0	<2.0	<2.0	<2.0	<2.0
Calcium, Total	ug/L	95300	161000	165000	174000	101000	91800
Chloride	mg/L	90.5	33.8	30.9	140	76.9	150
Chromium, Total	ug/L	<10.0	<10.0	<10.0	<10.0	<10.0	<10.0
Cobalt, Total	ug/L	<1.0	<1.0	<1.0	<1.0	<1.0	<1.0
Dissolved Organic Carbon	mg/L	<1.0	<1.0	2.1	2.2	1.1	3.0
Fluoride	mg/L	0.35	0.25	<0.10	0.29	0.16	0.41
Iron, Total	ug/L	<100	<100	211	<100	137	<100
Iron, Ferrous	mg/L	<0.20	<0.20	<0.20	<0.20	<0.20	<0.20
Lead, Total	ug/L	<10.0	<10.0	<10.0	<10.0	<10.0	<10.0
Lithium, Total	ug/L	113	68.6	31.6	26.2	<20.0	<20.0
Magnesium, Total	ug/L	20500	39200	37400	45400	25700	28000
Manganese, Total	ug/L	73.5	49.5	161	17.3	192	286
Manganese, Dissolved	ug/L	48	<10.0	176	20.8	181	269
Mercury	ug/L	<0.20	<0.20	<0.20	<0.20	<0.20	<0.20
Molybdenum, Total	ug/L	209	81.4	45.6	25.6	<10.0	10.8
Molybdenum, Dissolved	ug/L	207	78.2	48.9	27.4	<10.0	10.7
Nitrogen, Nitrate	mg/L	<0.10	0.46	3.2	0.18	<0.10	<0.10
Nitrogen, Nitrite	mg/L	<0.10	<0.10	<0.10	<0.10	<0.10	<0.10
Phosphate as P04	mg/L	<0.15	<0.15	<0.15	0.38	<0.15	<0.15
Potassium, Total	ug/L	14200	7000	4550	5970	3060	6020
Radium-226	pCi/L	0.528	0.679	<0.0449	0.319	<-0.0824	0.893
Radium-228	pCi/L	0.85	0.769	<0.113	0.56	<0.224	0.498
Selenium, Total	ug/L	<1.0	16.8	25.8	<1.0	<1.0	<1.0
Silica, Total	ug/L	10900	12800	14500	15100	12700	9050
Sodium, Total	ug/L	77100	51000	47000	97800	54400	141000
Sulfate	mg/L	143	199	150	405	83.0	219
Sulfide	mg/L	<0.10	<0.10	<0.10	<0.10	<0.10	<0.10
Thallium, Total		<1.0	<1.0	<1.0	<1.0	<1.0	<1.0
Total Dissolved Solids	mg/L	612	768	735	1100	530	752
Total Organic Carbon	mg/L	<1.0	<1.0	<1.0	1.4	<1.0	1.3
Total Radium	pCi/L	1.38	1.45	<0.158	0.879	<0.224	1.39
pH at 25 Degrees C	Std. Units	7.4	7.9	7.1	7.5	7.6	7.8

Notes:
ft MSL: Elevation, feet mean sea level
°C: Degrees celcius
uS/cm: microsiemen per centimeter
umhos/cm: micromhos per centimeter
NA: Not analyzed
NM: Not Measured
NS: Not Sampled
mV: millivolt
Std. Units: standard units
mg/L: milligram per liter
ug/L: microgram per liter
pCi/L: picoCurie per liter

Static water elevation listed for a well may have been collected on a date different than date of well sampling.

Table 4
Summary of Monitoring Results - May 2022
Multiunit Ash Pond System
AES Indiana
Eagle Valley Generating Station
Martinsville, Indiana
ATC Project No. 170LF01276

Well ID		MW-9S	MW-10D	MW-10I	MW-10S	MW-11D	MW-11I
Sample Date		5/12/2022	5/18/2022	5/18/2022	5/18/2022	5/12/2022	5/12/2022
Pace Lab ID		50316506005	50316808002	50316808001	50316810001	50316502002	50316502001
Static Water Elevation	ft MSL	594.27	590.30	590.26	590.12	592.81	592.82
Field Parameters	**Units**						
Temperature	°C	18.29	15.43	15.97	15.12	15.02	15.29
Dissolved Oxygen, Field	mg/L	9.26	0.00	0.03	0.54	0.22	0.26
Conductivity, Field	uS/cm	-	1117.0	1164.5	2203.3	765.14	733.45
ORP, Field	mV	215.8	67.4	33.3	80.3	-86.1	-68.7
pH, Field	Std. Units	6.73	6.91	7.08	6.53	7.55	7.48
Analytical Data							
Alkalinity, Total as CaCO3	mg/L	305	242	245	366	214	234
Alkalinity,Bicarbonate (CaCO3)	mg/L	305	242	245	366	214	234
Alkalinity,Carbonate (CaCO3)	mg/L	<2.0	<2.0	<2.0	<2.0	<2.0	<2.0
Aluminum, Total	ug/L	316	<200	<200	<200	<200	<200
Antimony, Total	ug/L	<1.0	<1.0	<1.0	2.2	<1.0	<1.0
Arsenic, Total	ug/L	<1.0	<1.0	<1.0	<1.0	5.2	<1.0
Barium, Total	ug/L	79.6	78.7	74.4	80.1	51.5	50.3
Beryllium, Total	ug/L	<0.20	<0.20	<0.20	<0.20	<0.20	<0.20
Boron, Total	ug/L	498	305	1040	7250	2270	2090
Cadmium, Total	ug/L	<2.0	<2.0	<2.0	<2.0	<2.0	<2.0
Calcium, Total	ug/L	129000	97700	149000	244000	69900	70700
Chloride	mg/L	56.4	77.6	120	112	105	95.9
Chromium, Total	ug/L	<10.0	<10.0	<10.0	<10.0	<10.0	<10.0
Cobalt, Total	ug/L	<1.0	<1.0	<1.0	<1.0	<1.0	<1.0
Dissolved Organic Carbon	mg/L	1.7	<1	1.2	1.1	1.6	<1.0
Fluoride	mg/L	0.18	<1.0	0.32	0.23	0.3	0.44
Iron, Total	ug/L	234	389	451	<100	952	115
Iron, Ferrous	mg/L	<0.20	<0.20	<0.20	<0.20	<0.20	<0.20
Lead, Total	ug/L	<10.0	<10.0	<10.0	<10.0	<10.0	<10.0
Lithium, Total	ug/L	<20.0	48.6	52.6	108	88.1	102
Magnesium, Total	ug/L	29700	24000	30100	48900	18900	19200
Manganese, Total	ug/L	71.9	107	91.5	121	255	213
Manganese, Dissolved	ug/L	<10.0	98.5	35.6	103	278	228
Mercury	ug/L	<0.20	<0.20	<0.20	<0.20	<0.20	<0.20
Molybdenum, Total	ug/L	21.1	110	125	60.3	169	148
Molybdenum, Dissolved	ug/L	22.6	119	129	63.4	176	155
Nitrogen, Nitrate	mg/L	0.58	<0.10	<0.10	0.36	0.55	<0.10
Nitrogen, Nitrite	mg/L	<0.10	<0.10	<0.10	<0.10	<0.10	<0.10
Phosphate as P04	mg/L	<0.15	<0.15	<0.15	<0.15	<0.15	<0.15
Potassium, Total	ug/L	2460	6660	10400	10500	6780	7200
Radium-226	pCi/L	0.314	0.77	0.403	0.631	0.524	1.00
Radium-228	pCi/L	0.859	0.578	0.699	0.719	0.818	<0.436
Selenium, Total	ug/L	1.5	<1.0	<1.0	2.1	<1.0	<1.0
Silica, Total	ug/L	11900	12000	10200	13000	10900	9800
Sodium, Total	ug/L	40400	60200	116000	123000	85400	78700
Sulfate	mg/L	197	89.9	267	478	117	96.8
Sulfide	mg/L	<0.10	<0.10	<0.10	<0.10	<0.10	<0.10
Thallium, Total		<1.0	<1.0	<1.0	<1.0	<1.0	<1.0
Total Dissolved Solids	mg/L	667	545	897	1310	534	504
Total Organic Carbon	mg/L	<1.0	1.2	<1.0	<1.0	<1.0	<1.0
Total Radium	pCi/L	1.17	1.35	1.1	1.35	1.34	1.44
pH at 25 Degrees C	Std. Units	7.5	7.6	7.4	7.2	7.6	7.7

Notes:
ft MSL: Elevation, feet mean sea level
°C: Degrees celcius
uS/cm: microsiemen per centimeter
umhos/cm: micromhos per centimeter
NA: Not analyzed
NM: Not Measured
NS: Not Sampled
mV: millivolt
Std. Units: standard units
mg/L: milligram per liter
ug/L: microgram per liter
pCi/L: picoCurie per liter

Static water elevation listed for a well may have been collected on a date different than date of well sampling.

Table 4
Summary of Monitoring Results - May 2022
Multiunit Ash Pond System
AES Indiana
Eagle Valley Generating Station
Martinsville, Indiana
ATC Project No. 170LF01276

Well ID		MW-11S	MW-12S	MW-13D	MW-13I	MW-13S	MW-14D
Sample Date		5/12/2022	5/12/2022	5/19/2022	5/19/2022	5/19/2022	5/12/2022
Pace Lab ID		50316496001	50316496002	50317002003	50317002002	50317002001	50316499003
Static Water Elevation	ft MSL	592.78	591.95	590.37	590.43	590.42	590.29
Field Parameters	**Units**						
Temperature	°C	14.99	14.22	20.26	16.92	15.48	13.73
Dissolved Oxygen, Field	mg/L	2.76	1.58	3.95	4.10	7.14	0.23
Conductivity, Field	uS/cm	1028.70	900.09	734.86	671.27	826.73	1021.20
ORP, Field	mV	-0.5	22.8	-7.5	132.4	168.6	119.6
pH, Field	Std. Units	7.14	7.19	7.15	7.10	6.68	6.98
Analytical Data							
Alkalinity, Total as CaCO3	mg/L	369	341	289	315	437	313
Alkalinity,Bicarbonate (CaCO3)	mg/L	369	341	289	315	437	313
Alkalinity,Carbonate (CaCO3)	mg/L	<2.0	<2.0	<2.0	<2.0	<2.0	<2.0
Aluminum, Total	ug/L	<200	<200	<200	<200	<200	<200
Antimony, Total	ug/L	1.4	1.4	<1.0	<1.0	<1.0	<1.0
Arsenic, Total	ug/L	103	1.6	<1.0	<1.0	<1.0	<1.0
Barium, Total	ug/L	88.3	125	62.4	44	58.6	49.2
Beryllium, Total	ug/L	<0.20	<0.20	<0.20	<0.20	<0.20	NS
Boron, Total	ug/L	4980	5030	<100	<100	<100	2030
Cadmium, Total	ug/L	<2.0	<2.0	<2.0	<2.0	<2.0	NS
Calcium, Total	ug/L	147000	122000	94600	105000	133000	121000
Chloride	mg/L	59.3	57.5	53.5	62.2	42.2	45.7
Chromium, Total	ug/L	<10.0	<10.0	<10.0	<10.0	<10.0	NS
Cobalt, Total	ug/L	<1.0	<1.0	<1.0	<1.0	<1.0	<1.0
Dissolved Organic Carbon	mg/L	2.1	1.1	1.0	<1.0	1.4	<1.0
Fluoride	mg/L	0.17	0.23	0.10	<0.10	<0.10	<0.10
Iron, Total	ug/L	<100	<100	<100	<100	<100	<100
Iron, Ferrous	mg/L	<0.20	<0.20	<0.20	<0.20	<0.20	<0.20
Lead, Total	ug/L	<10.0	<10.0	<10.0	<10.0	<10.0	NS
Lithium, Total	ug/L	99	117	<20.0	<20.0	<20.0	68.6
Magnesium, Total	ug/L	30000	24800	29700	32900	32400	28700
Manganese, Total	ug/L	<10.0	66.4	23.4	<10.0	<10.0	<10.0
Manganese, Dissolved	ug/L	<10.0	<10.0	20.5	<10.0	<10.0	<10.0
Mercury	ug/L	<0.20	<0.20	<0.20	<0.20	<0.20	NS
Molybdenum, Total	ug/L	75.5	21.9	<10.0	<10.0	<10.0	88.7
Molybdenum, Dissolved	ug/L	77.5	22.4	<10.0	<10.0	<10.0	84.6
Nitrogen, Nitrate	mg/L	0.99	0.68	0.55	1.8	5.2	3.5
Nitrogen, Nitrite	mg/L	<0.10	<0.10	<0.10	<0.10	<0.20	<0.10
Phosphate as P04	mg/L	0.43	<0.15	<0.15	<0.15	<0.15	<0.15
Potassium, Total	ug/L	10500	11600	1400	1940	3610	4200
Radium-226	pCi/L	<0.0438	<0.0513	<0.157	0.246	<0.144	<0.0934
Radium-228	pCi/L	<0.22	0.515	0.776	1.03	<0.598	<0.205
Selenium, Total	ug/L	10.4	16.2	<1.0	<1.0	<1.0	<1.0
Silica, Total	ug/L	11800	11000	16000	18200	14200	14000
Sodium, Total	ug/L	82100	75800	23100	20100	32800	50000
Sulfate	mg/L	270	206	35.7	27.0	27.7	173
Sulfide	mg/L	<0.10	<0.10	<0.10	<0.10	<0.10	<0.10
Thallium, Total		<1.0	<1.0	<1.0	<1.0	<1.0	NS
Total Dissolved Solids	mg/L	872	714	418	461	569	677
Total Organic Carbon	mg/L	<1.0	<1.0	<1.0	<1.0	<1.0	<1.0
Total Radium	pCi/L	<0.264	0.566	0.933	1.28	<0.742	<0.298
pH at 25 Degrees C	Std. Units	7.3	7.4	7.4	7.4	7.1	7.5

Notes:
ft MSL: Elevation, feet mean sea level
°C: Degrees celcius
uS/cm: microsiemen per centimeter
umhos/cm: micromhos per centimeter
NA: Not analyzed
NM: Not Measured
NS: Not Sampled
mV: millivolt
Std. Units: standard units
mg/L: milligram per liter
ug/L: microgram per liter
pCi/L: picoCurie per liter

Static water elevation listed for a well may have been collected on a date different than date of well sampling.

Table 4
Summary of Monitoring Results - May 2022
Multiunit Ash Pond System
AES Indiana
Eagle Valley Generating Station
Martinsville, Indiana
ATC Project No. 170LF01276

Well ID		MW-14I	MW-14S	MW-15D	MW-15I	MW-15S	MW-16D
Sample Date		5/12/2022	5/12/2022	5/16/2022	5/16/2022	5/16/2022	5/17/2022
Pace Lab ID		50316499002	50316499001	50316602003	50316602002	50316602001	50316700006
Static Water Elevation	ft MSL	590.39	590.42	591.62	591.63	591.50	594.36
Field Parameters	**Units**						
Temperature	°C	14.26	11.84	15.75	16.12	14.60	15.16
Dissolved Oxygen, Field	mg/L	1.96	10.09	0.12	1.51	9.14	0.15
Conductivity, Field	uS/cm	1379.5	645.42	976.25	801.33	454.37	780.07
ORP, Field	mV	124.9	90.5	5.7	-3.7	-21.8	-62.5
pH, Field	Std. Units	6.97	6.94	7.15	7.26	6.88	7.08
Analytical Data							
Alkalinity, Total as CaCO3	mg/L	306	290	204	210	314	234
Alkalinity,Bicarbonate (CaCO3)	mg/L	306	290	204	210	314	229
Alkalinity,Carbonate (CaCO3)	mg/L	<2.0	<2.0	<2.0	<2.0	<2.0	4.6
Aluminum, Total	ug/L	<200	<200	<200	<200	<200	<200
Antimony, Total	ug/L	<1.0	<1.0	<1.0	<1.0	<1.0	<1.0
Arsenic, Total	ug/L	<1.0	<1.0	<1.0	<1.0	<1.0	4.1
Barium, Total	ug/L	24.3	26.5	55.4	47.2	48.6	66.1
Beryllium, Total	ug/L	NS	NS	NS	NS	NS	NS
Boron, Total	ug/L	1610	200	4870	7580	1090	240
Cadmium, Total	ug/L	NS	NS	NS	NS	NS	NS
Calcium, Total	ug/L	159000	94200	102000	79400	91500	77600
Chloride	mg/L	85.0	3.8	111	83.2	11.4	85.9
Chromium, Total	ug/L	NS	NS	NS	NS	NS	NS
Cobalt, Total	ug/L	<1.0	<1.0	<1.0	<1.0	<1.0	<1.0
Dissolved Organic Carbon	mg/L	<1.0	1.3	1.5	1.3	1.2	2
Fluoride	mg/L	<0.10	0.1	0.18	0.36	0.28	0.36
Iron, Total	ug/L	<100	183	151	<100	114	1100
Iron, Ferrous	mg/L	<0.20	<0.20	<0.20	<0.20	<0.20	<0.20
Lead, Total	ug/L	NS	NS	NS	NS	NS	NS
Lithium, Total	ug/L	30.1	<20.0	91.3	81.9	28.9	64.2
Magnesium, Total	ug/L	34200	24100	18500	17800	21500	18600
Manganese, Total	ug/L	110	15.7	374	76.1	11.5	169
Manganese, Dissolved	ug/L	119	<10.0	374	79.3	<10.0	163
Mercury	ug/L	NS	NS	NS	NS	NS	NS
Molybdenum, Total	ug/L	17.4	40.4	208	355	54.2	71.1
Molybdenum, Dissolved	ug/L	18.6	40.0	199	351	51.7	67.8
Nitrogen, Nitrate	mg/L	<0.10	10.1	<0.10	0.14	1.1	<0.10
Nitrogen, Nitrite	mg/L	<0.10	<1.0	<0.10	<0.10	<0.10	<0.10
Phosphate as P04	mg/L	<0.15	<0.15	<0.15	<0.15	<0.15	<0.15
Potassium, Total	ug/L	4110	1640	7050	8740	3470	8110
Radium-226	pCi/L	0.35	<0.104	<0.119	0.454	<0.128	0.431
Radium-228	pCi/L	0.569	<0.0988	0.834	0.813	0.703	0.843
Selenium, Total	ug/L	<1.0	<1.0	<1.0	<1.0	2.0	<1.0
Silica, Total	ug/L	14500	11400	12400	10800	10600	11000
Sodium, Total	ug/L	80700	6010	101000	104000	15800	65900
Sulfate	mg/L	342	23.7	199	194	25.9	79.4
Sulfide	mg/L	<0.10	<0.10	<0.10	<0.10	<0.10	<0.10
Thallium, Total		NS	NS	NS	NS	NS	NS
Total Dissolved Solids	mg/L	952	390	673	610	361	449
Total Organic Carbon	mg/L	<1.0	<1.0	<1.0	<1.0	NS	1.8
Total Radium	pCi/L	0.919	<0.203	0.953	1.27	0.831	1.27
pH at 25 Degrees C	Std. Units	7.4	7.5	7.6	7.8	7.4	7.7

Notes:
ft MSL: Elevation, feet mean sea level
°C: Degrees celcius
uS/cm: microsiemen per centimeter
umhos/cm: micromhos per centimeter
NA: Not analyzed
NM: Not Measured
NS: Not Sampled
mV: millivolt
Std. Units: standard units
mg/L: milligram per liter
ug/L: microgram per liter
pCi/L: picoCurie per liter

Static water elevation listed for a well may have been collected on a date different than date of well sampling.

Table 4
Summary of Monitoring Results - May 2022
Multiunit Ash Pond System
AES Indiana
Eagle Valley Generating Station
Martinsville, Indiana
ATC Project No. 170LF01276

Well ID		MW-16I	MW-16S	MW-17D	MW-17I	MW-17S	MW-18D
Sample Date		5/17/2022	5/17/2022	5/10/2022	5/10/2022	5/10/2022	5/11/2022
Pace Lab ID		50316700005	50316700004	50316088005	50316088002	50316088001	50316216003
Static Water Elevation	ft MSL	594.35	594.34	592.97	592.87	592.85	592.04
Field Parameters	**Units**						
Temperature	°C	15.54	15.68	14.24	12.95	12.66	14.43
Dissolved Oxygen, Field	mg/L	2.07	0.37	0.55	0.25	0.46	1.10
Conductivity, Field	uS/cm	1227.20	1341.6	903.75	725.07	864.38	1179.00
ORP, Field	mV	68.8	51.1	56.4	214.3	223.0	83.7
pH, Field	Std. Units	7.00	6.67	7.15	7.10	6.94	7.16
Analytical Data							
Alkalinity, Total as CaCO3	mg/L	241	332	234	265	351	571
Alkalinity,Bicarbonate (CaCO3)	mg/L	236	332	234	265	351	571
Alkalinity,Carbonate (CaCO3)	mg/L	5.0	<2.0	<2.0	<2.0	<2.0	<2.0
Aluminum, Total	ug/L	223	317	<200	<200	<200	<200
Antimony, Total	ug/L	<1.0	<1.0	<1.0	<1.0	<1.0	<1.0
Arsenic, Total	ug/L	<1.0	<1.0	4.4	<1.0	<1.0	1.3
Barium, Total	ug/L	79.5	90.1	64.0	55.8	131	72.2
Beryllium, Total	ug/L	NS	NS	NS	NS	NS	NS
Boron, Total	ug/L	328	524	4060	352	253	4820
Cadmium, Total	ug/L	NS	NS	NS	NS	NS	NS
Calcium, Total	ug/L	79900	108000	101000	82900	111000	113000
Chloride	mg/L	114	97.9	76.4	46.8	38.2	128
Chromium, Total	ug/L	NS	NS	NS	NS	NS	NS
Cobalt, Total	ug/L	<1.0	<1.0	<1.0	<1.0	<1.0	<1.0
Dissolved Organic Carbon	mg/L	<1.0	<1.0	<1.0	<1.0	<1.0	<1.0
Fluoride	mg/L	0.33	0.25	0.10	0.17	0.21	0.11
Iron, Total	ug/L	465	508	2150	<100	123	790
Iron, Ferrous	mg/L	<0.20	<0.20	<0.20	<0.20	<0.20	<0.20
Lead, Total	ug/L	NS	NS	NS	NS	NS	NS
Lithium, Total	ug/L	77.7	61.7	47.9	<20.0	<20.0	102
Magnesium, Total	ug/L	25400	27900	26200	20700	24700	22200
Manganese, Total	ug/L	107	302	340	<10.0	<10.0	406
Manganese, Dissolved	ug/L	97.1	118	294	<10.0	<10.0	385
Mercury	ug/L	NS	NS	NS	NS	NS	NS
Molybdenum, Total	ug/L	94.5	45.2	34.3	<10.0	14.1	156
Molybdenum, Dissolved	ug/L	87.9	43.2	32.3	<10.0	13.6	152
Nitrogen, Nitrate	mg/L	0.73	0.84	<0.10	1.8	3.7	<0.10
Nitrogen, Nitrite	mg/L	<0.10	<0.10	<0.10	<0.10	<0.10	<0.10
Phosphate as P04	mg/L	<0.15	<0.15	<0.15	<0.15	<0.15	<0.15
Potassium, Total	ug/L	7760	7900	3530	2030	3350	7780
Radium-226	pCi/L	0.482	0.131	0.559	0.085	<-0.0943	0.541
Radium-228	pCi/L	0.526	1.05	0.802	0.64	0.874	1.18
Selenium, Total	ug/L	<1.0	4.7	<1.0	<1.0	<1.0	<1.0
Silica, Total	ug/L	12000	14700	12400	10100	12100	12200
Sodium, Total	ug/L	86400	72600	72600	30100	30700	96900
Sulfate	mg/L	116	100	177	29.1	30.4	178
Sulfide	mg/L	<0.10	<0.10	<0.10	<0.10	<0.10	<0.10
Thallium, Total		NS	NS	NS	NS	NS	NS
Total Dissolved Solids	mg/L	538	592	629	355	461	684
Total Organic Carbon	mg/L	<1.0	<1.0	<1.0	<1.0	<1.0	<1.0
Total Radium	pCi/L	1.01	1.18	1.36	0.725	0.874	1.72
pH at 25 Degrees C	Std. Units	7.6	7.4	7.4	7.5	7.3	7.4

Notes:
ft MSL: Elevation, feet mean sea level
°C: Degrees celcius
uS/cm: microsiemen per centimeter
umhos/cm: micromhos per centimeter
NA: Not analyzed
NM: Not Measured
NS: Not Sampled
mV: millivolt
Std. Units: standard units
mg/L: milligram per liter
ug/L: microgram per liter
pCi/L: picoCurie per liter

Static water elevation listed for a well may have been collected on a date different than date of well sampling.

Table 4
Summary of Monitoring Results - May 2022
Multiunit Ash Pond System
AES Indiana
Eagle Valley Generating Station
Martinsville, Indiana
ATC Project No. 170LF01276

Well ID		MW-18I	MW-18S	MW-19D	MW-19I	MW-19S	MW-20D
Sample Date		5/11/2022	5/11/2022	5/11/2022	5/11/2022	5/11/2022	5/17/2022
Pace Lab ID		50316216002	50316216001	50316216006	50316216005	50316216004	50316700001
Static Water Elevation	ft MSL	591.74	592.03	591.44	591.42	591.41	591.6
Field Parameters	**Units**						
Temperature	°C	13.38	13.14	15.44	14.27	13.21	20.78
Dissolved Oxygen, Field	mg/L	0.27	5.35	0.26	0.07	6.03	4.53
Conductivity, Field	uS/cm	630.87	445.75	1284.1	1244.60	725.84	499.96
ORP, Field	mV	167.2	141.4	77.4	94.6	57.1	119.2
pH, Field	Std. Units	7.13	7.01	7.08	7.08	6.83	7.05
Analytical Data							
Alkalinity, Total as CaCO3	mg/L	235	280	224	249	355	287
Alkalinity,Bicarbonate (CaCO3)	mg/L	235	280	224	249	355	287
Alkalinity,Carbonate (CaCO3)	mg/L	<2.0	<2.0	<2.0	<2.0	<2.0	<2.0
Aluminum, Total	ug/L	<200	<200	211	<200	253	<200
Antimony, Total	ug/L	<1.0	<1.0	<1.0	<1.0	<1.0	<1.0
Arsenic, Total	ug/L	<1.0	<1.0	1.1	<1.0	<1.0	<1.0
Barium, Total	ug/L	97	44.7	55	77.1	33.2	39.6
Beryllium, Total	ug/L	NS	NS	NS	NS	NS	NS
Boron, Total	ug/L	573	214	5890	5300	302	136
Cadmium, Total	ug/L	NS	NS	NS	NS	NS	NS
Calcium, Total	ug/L	74800	83100	124000	125000	107000	85700
Chloride	mg/L	44.0	29.8	125	114	2.8	10.5
Chromium, Total	ug/L	NS	NS	NS	NS	NS	NS
Cobalt, Total	ug/L	<1.0	<1.0	<1.0	<1.0	<1.0	<1.0
Dissolved Organic Carbon	mg/L	<1.0	<1.0	<1.0	<1.0	<1.0	<1.0
Fluoride	mg/L	<0.10	<0.10	<0.10	<0.10	<0.10	<0.10
Iron, Total	ug/L	<100	235	650	133	715	366
Iron, Ferrous	mg/L	<0.20	<0.20	<0.20	<0.20	<0.20	<0.20
Lead, Total	ug/L	NS	NS	NS	NS	NS	NS
Lithium, Total	ug/L	59.9	<20.0	24.2	104	<20.0	<20.0
Magnesium, Total	ug/L	15900	19300	29300	26600	28700	25400
Manganese, Total	ug/L	95.4	<10.0	401	91.8	83.7	48.4
Manganese, Dissolved	ug/L	74.3	<10.0	381	88.5	<10.0	32.3
Mercury	ug/L	NS	NS	NS	NS	NS	NS
Molybdenum, Total	ug/L	105	14.1	22.8	136	<10.0	<10.0
Molybdenum, Dissolved	ug/L	91.3	12.3	23.2	131	<10.0	<10.0
Nitrogen, Nitrate	mg/L	0.74	3.8	<0.10	<0.10	10.0	1.5
Nitrogen, Nitrite	mg/L	<0.10	<0.10	<0.10	<0.10	<0.5	<0.10
Phosphate as P04	mg/L	<0.15	<0.15	<0.15	<0.15	<0.15	<0.15
Potassium, Total	ug/L	5920	2470	4500	7730	1710	2600
Radium-226	pCi/L	0.45	<-0.0358	0.237	0.273	<0.0381	<0.0591
Radium-228	pCi/L	<0.324	<0.43	1.08	0.793	<0.249	<0.164
Selenium, Total	ug/L	1.0	1.6	<1.0	<1.0	<1.0	<1.0
Silica, Total	ug/L	10600	8470	14300	13400	11300	18200
Sodium, Total	ug/L	30400	25600	105000	100000	7840	8810
Sulfate	mg/L	33.4	23.9	246	239	13.7	36.2
Sulfide	mg/L	<0.10	<0.10	<0.10	<0.10	<0.10	<0.10
Thallium, Total		NS	NS	NS	NS	NS	NS
Total Dissolved Solids	mg/L	358	361	770	782	414	340
Total Organic Carbon	mg/L	<1.0	1.2	<1.0	<1.0	<1.0	<1.0
Total Radium	pCi/L	0.774	<0.43	1.32	1.07	<0.287	<0.223
pH at 25 Degrees C	Std. Units	7.9	7.1	7.4	7.4	7.1	7.5

Notes:
ft MSL: Elevation, feet mean sea level
°C: Degrees celcius
uS/cm: microsiemen per centimeter
umhos/cm: micromhos per centimeter
NA: Not analyzed
NM: Not Measured
NS: Not Sampled
mV: millivolt
Std. Units: standard units
mg/L: milligram per liter
ug/L: microgram per liter
pCi/L: picoCurie per liter

Static water elevation listed for a well may have been collected on a date different than date of well sampling.

Table 4
Summary of Monitoring Results - May 2022
Multiunit Ash Pond System
AES Indiana
Eagle Valley Generating Station
Martinsville, Indiana
ATC Project No. 170LF01276

Well ID		MW-20I	MW-20S	MW-22D	MW-22I	MW-22S
Sample Date		5/16/2022	5/16/2022	5/17/2022	5/18/2022	5/19/2022
Pace Lab ID		50316601002	50316601001	50316700002	50316941001	50317001001
Static Water Elevation	ft MSL	591.66	591.62	597.19	597.19	597.19
Field Parameters	**Units**					
Temperature	°C	16.14	18.78	15.72	13.37	15.75
Dissolved Oxygen, Field	mg/L	5.89	8.27	0.00	0.22	3.91
Conductivity, Field	uS/cm	570.37	660.08	548.16	637.81	731.77
ORP, Field	mV	106	117.7	-147.8	56.4	179.5
pH, Field	Std. Units	7.04	6.85	7.55	7.03	6.87
Analytical Data						
Alkalinity, Total as CaCO3	mg/L	282	339	253	303	347
Alkalinity,Bicarbonate (CaCO3)	mg/L	279	339	253	303	347
Alkalinity,Carbonate (CaCO3)	mg/L	2.8	<2.0	<2.0	<2.0	<2.0
Aluminum, Total	ug/L	216	773	248	<200	<200
Antimony, Total	ug/L	<1.0	<1.0	<1.0	<1.0	<1.0
Arsenic, Total	ug/L	1.2	1.3	2.3	<1.0	<1.0
Barium, Total	ug/L	46.0	31.3	103	56.1	43.6
Beryllium, Total	ug/L	NS	NS	NS	NS	NS
Boron, Total	ug/L	<100	<100	<100	<100	<100
Cadmium, Total	ug/L	NS	NS	NS	NS	NS
Calcium, Total	ug/L	90300	104000	80700	92100	112000
Chloride	mg/L	28.3	39.7	15.1	27.0	30.2
Chromium, Total	ug/L	NS	NS	NS	NS	NS
Cobalt, Total	ug/L	1.1	1.4	<1.0	<1.0	<1.0
Dissolved Organic Carbon	mg/L	<1.0	<1.0	<1.0	<1.0	1.7
Fluoride	mg/L	<0.10	<0.10	<0.10	<0.10	0.15
Iron, Total	ug/L	503	1480	2560	<100	213
Iron, Ferrous	mg/L	<0.20	<0.20	<0.20	<0.20	<0.20
Lead, Total	ug/L	NS	NS	NS	NS	NS
Lithium, Total	ug/L	<20.0	<20.0	<20.0	<20.0	<20.0
Magnesium, Total	ug/L	25000	26600	24200	26800	24900
Manganese, Total	ug/L	43.9	112	310	188	601
Manganese, Dissolved	ug/L	<10.0	<10.0	300	195	559
Mercury	ug/L	NS	NS	NS	NS	NS
Molybdenum, Total	ug/L	<10.0	<10.0	<10.0	<10.0	<10.0
Molybdenum, Dissolved	ug/L	<10.0	<10.0	<10.0	<10.0	<10.0
Nitrogen, Nitrate	mg/L	4.0	5.4	<0.10	6.4	1.7
Nitrogen, Nitrite	mg/L	<0.10	<0.20	<0.10	<0.50	<0.10
Phosphate as P04	mg/L	<0.15	<0.15	<0.15	<0.15	<0.15
Potassium, Total	ug/L	3530	2510	1690	1500	1290
Radium-226	pCi/L	<-0.0459	0.547	0.656	0.26	0.356
Radium-228	pCi/L	<0.183	0.566	0.551	0.446	<0.288
Selenium, Total	ug/L	<1.0	<1.0	<1.0	7.8	1.8
Silica, Total	ug/L	17700	18000	14900	12800	11000
Sodium, Total	ug/L	11500	30200	9560	6280	20400
Sulfate	mg/L	29.2	13.2	45.2	22.6	27.4
Sulfide	mg/L	<0.10	<0.10	<0.10	<0.10	<0.10
Thallium, Total		NS	NS	NS	NS	NS
Total Dissolved Solids	mg/L	385	428	305	371	434
Total Organic Carbon	mg/L	<1.0	<1.0	<1.0	<1.0	<1.0
Total Radium	pCi/L	<0.183	1.11	1.21	0.706	<0.644
pH at 25 Degrees C	Std. Units	7.5	7.2	7.6	7.5	7.2

Notes:
ft MSL: Elevation, feet mean sea level
°C: Degrees celcius
uS/cm: microsiemen per centimeter
umhos/cm: micromhos per centimeter
NA: Not analyzed
NM: Not Measured
NS: Not Sampled
mV: millivolt
Std. Units: standard units
mg/L: milligram per liter
ug/L: microgram per liter
pCi/L: picoCurie per liter

Static water elevation listed for a well may have been collected on a date different than date of well sampling.

Table 5
Summary of Monitoring Results - Aug-Sept 2022 (Off-Site N and E Wells)
Multiunit Ash Pond System
AES Indiana
Eagle Valley Generating Station
Martinsville, Indiana
ATC Project No. 170LF01276

Well ID		MW-20D	MW-20I	MW-20S	MW-21D	MW-21I
Sample Date		8/25/2022	8/25/2022	8/25/2022	9/2/2022	9/9/2022
Pace Lab ID		50324398003	50324398002	50324398001	50324977001	50325517002
Static Water Elevation	ft MSL	585.95	585.91	585.87	586.75	585.50
Field Parameters	**Units**					
Temperature	°C	14.43	17.6	14.03	19.82	20.82
Dissolved Oxygen, Field	mg/L	11.97	12.79	7.94	7.44	0.18
Conductivity, Field	uS/cm	372.79	432.4	472.84	1020.9	492.07
ORP, Field	mV	87.3	77.2	77.6	-113.1	69.1
pH, Field	Std. Units	7.34	7.75	7.36	7.44	7.4
Analytical Data						
Alkalinity, Total as CaCO3	mg/L	238	245	260	260	273
Alkalinity,Bicarbonate (CaCO3)	mg/L	238	245	260	260	273
Alkalinity,Carbonate (CaCO3)	mg/L	<10	<10	<10	<10	<10
Aluminum, Total	ug/L	<200	1140	<200	<200	210
Antimony, Total	ug/L	<1.0	<1.0	<1.0	<1.0	<1.0
Arsenic, Total	ug/L	<1.0	3.2	<1.0	1.1	<1.0
Barium, Total	ug/L	32.2	45.9	21.5	65.3	23.4
Boron, Total	ug/L	<100	<100	<100	307	<100
Calcium, Total	ug/L	75900	86400	81800	134000	50600
Chloride	mg/L	12.9	29.2	24.7	48.8	15.6
Cobalt, Total	ug/L	<1.0	5	<1.0	<1.0	<1.0
Dissolved Organic Carbon	mg/L	<1.0	<8.0	1.0	<1.0	<1.0
Fluoride	mg/L	<0.1	<0.1	0.13	0.11	<0.1
Iron, Total	ug/L	<100	2830	287	3730	466
Iron, Ferrous	mg/L	<0.20	<0.20	<0.20	<0.20	<0.20
Lithium, Total	ug/L	<20.0	<20.0	<20.0	<20.0	<20.0
Magnesium, Total	ug/L	22400	24200	19400	32700	16000
Manganese, Total	ug/L	<10.0	227	25.6	358	124
Manganese, Dissolved	ug/L	<10.0	<10.0	<10.0	343	106
Molybdenum, Total	ug/L	<10.0	<10.0	<10.0	<10.0	<10.0
Molybdenum, Dissolved	ug/L	<10.0	<10.0	<10.0	<10.0	<10.0
Nitrogen, Nitrate	mg/L	1.2	2.8	13.4	<0.10	7.1
Nitrogen, Nitrite	mg/L	<0.10	<0.10	<1.0	<0.10	<0.50
Phosphate as P04	mg/L	<0.15	0.22	<0.15	<0.15	<0.15
Potassium, Total	ug/L	2450	4090	2650	3320	3410
Radium-226	pCi/L	<0.717	<1.26	<1.32	<0.704	<0.721
Radium-228	pCi/L	<0.859	0.563	<0.739	<0.667	0.7
Selenium, Total	ug/L	<1.0	<1.0	<1.0	<1.0	3.5
Silica, Total	ug/L	16400	19400	13500	15700	7100
Silicon, Total	ug/L	NS	NS	NS	NS	NS
Sodium, Total	ug/L	7960	10400	36300	38700	38100
Sulfate	mg/L	26	29.2	10	243	39.8
Sulfide	mg/L	<0.10	<0.10	<0.10	<0.10	<0.10
Total Dissolved Solids	mg/L	303	341	387	683	396
Total Organic Carbon	mg/L	<1.0	<1.0	<1.0	1.2	<1.0
Total Radium	pCi/L	<1.58	<2.0	<2.06	<1.37	0.968
pH at 25 Degrees C	Std. Units	7.8	7.9	7.5	7.6	7.4

Notes:
ft MSL: Elevation, feet mean sea level
°C: Degrees celcius
uS/cm: microsiemen per centimeter
umhos/cm: micromhos per centimeter
NA: Not analyzed
NM: Not Measured
NS: Not Sampled
mV: millivolt
Std. Units: standard units
mg/L: milligram per liter
ug/L: microgram per liter
pCi/L: picoCurie per liter

Static water elevation listed for a well may have been collected on a date different than date of well sampling.

Table 5
Summary of Monitoring Results - Aug-Sept 2022 (Off-Site N and E Wells)
Multiunit Ash Pond System
AES Indiana
Eagle Valley Generating Station
Martinsville, Indiana
ATC Project No. 170LF01276

Well ID		MW-21S	MW-22D	MW-22I	MW-22S	MW-23D
Sample Date		9/9/2022	8/29/2022	8/29/2022	8/29/2022	8/26/2022
Pace Lab ID		50325517001	50324625003	50324625002	50324625001	50324465004
Static Water Elevation	ft MSL	585.51	590.60	590.59	590.59	585.98
Field Parameters	**Units**					
Temperature	°C	25.87	16.00	14.18	13.81	14.15
Dissolved Oxygen, Field	mg/L	0.28	13.76	4.38	0.11	9.08
Conductivity, Field	uS/cm	450.81	350.49	376.66	631.53	395
ORP, Field	mV	-86.1	-109.3	294.4	110.4	-118.6
pH, Field	Std. Units	7.55	7.78	7.51	6.88	7.88
Analytical Data						
Alkalinity, Total as CaCO3	mg/L	172	247	292	383	241
Alkalinity,Bicarbonate (CaCO3)	mg/L	172	247	292	383	234
Alkalinity,Carbonate (CaCO3)	mg/L	<10	<10	<10	<10	<10
Aluminum, Total	ug/L	1120	<200	<200	<200	612
Antimony, Total	ug/L	<1.0	<1.0	<1.0	<1.0	<1.0
Arsenic, Total	ug/L	<1.0	2.6	<1.0	<1.0	2.5
Barium, Total	ug/L	112	99.3	50.4	45.6	43.6
Boron, Total	ug/L	168	<100	<100	<100	<100
Calcium, Total	ug/L	193000	77000	73100	119000	67500
Chloride	mg/L	58.0	15.3	12.3	37.8	21.9
Cobalt, Total	ug/L	<1.0	<1.0	<1.0	<1.0	<1.0
Dissolved Organic Carbon	mg/L	1.5	<1.0	<1.0	1.7	2.1
Fluoride	mg/L	0.21	<0.1	0.12	0.16	0.28
Iron, Total	ug/L	7390	1490	148	<100	1670
Iron, Ferrous	mg/L	<0.20	<0.20	<0.20	<0.20	<0.20
Lithium, Total	ug/L	30.9	<20.0	<20.0	<20.0	<20.0
Magnesium, Total	ug/L	66600	23900	21200	26000	23500
Manganese, Total	ug/L	271	285	167	702	176
Manganese, Dissolved	ug/L	141	286	218	712	143
Molybdenum, Total	ug/L	<10.0	<10.0	<10.0	<10.0	18.1
Molybdenum, Dissolved	ug/L	<10.0	<10.0	<10.0	<10.0	17.9
Nitrogen, Nitrate	mg/L	<0.10	<10.0	6.8	0.95	<0.10
Nitrogen, Nitrite	mg/L	<0.10	<0.10	<0.50	<0.10	<0.10
Phosphate as P04	mg/L	<0.15	<0.15	<0.15	<0.15	0.27
Potassium, Total	ug/L	3110	1850	1240	1620	2220
Radium-226	pCi/L	<0.815	<0.80	<0.98	<1.08	<1.49
Radium-228	pCi/L	<0.723	<0.773	0.52	<0.776	0.678
Selenium, Total	ug/L	<1.0	<1.0	6.9	2.0	1.1
Silica, Total	ug/L	20700	13200	10300	10800	16300
Silicon, Total	ug/L	NS	NS	NS	NS	NS
Sodium, Total	ug/L	24200	9810	5080	25400	26700
Sulfate	mg/L	40.4	46.9	20.8	35.7	39.3
Sulfide	mg/L	<0.10	<0.10	<0.10	<0.10	<0.10
Total Dissolved Solids	mg/L	318	352	382	504	312
Total Organic Carbon	mg/L	1.7	<1.0	<1.0	1.6	2.3
Total Radium	pCi/L	<1.54	<1.57	<1.72	<1.86	1.04
pH at 25 Degrees C	Std. Units	7.6	7.9	7.7	7.2	8.2

Notes:
ft MSL: Elevation, feet mean sea level
°C: Degrees celcius
uS/cm: microsiemen per centimeter
umhos/cm: micromhos per centimeter
NA: Not analyzed
NM: Not Measured
NS: Not Sampled
mV: millivolt
Std. Units: standard units
mg/L: milligram per liter
ug/L: microgram per liter
pCi/L: picoCurie per liter

Static water elevation listed for a well may have been collected on a date different than date of well sampling.

Table 5
Summary of Monitoring Results - Aug-Sept 2022 (Off-Site N and E Wells)
Multiunit Ash Pond System
AES Indiana
Eagle Valley Generating Station
Martinsville, Indiana
ATC Project No. 170LF01276

Well ID		MW-23I	MW-23S
Sample Date		8/26/2022	9/9/2022
Pace Lab ID		50324465001	50325519001
Static Water Elevation	ft MSL	585.89	586.01
Field Parameters	**Units**		
Temperature	°C	14.21	16.72
Dissolved Oxygen, Field	mg/L	1.07	8.66
Conductivity, Field	uS/cm	420.66	671.22
ORP, Field	mV	-12.7	108.6
pH, Field	Std. Units	7.65	7.32
Analytical Data			
Alkalinity, Total as CaCO3	mg/L	258	355
Alkalinity,Bicarbonate (CaCO3)	mg/L	258	355
Alkalinity,Carbonate (CaCO3)	mg/L	<10	<10
Aluminum, Total	ug/L	<200	634
Antimony, Total	ug/L	<1.0	<1.0
Arsenic, Total	ug/L	<1.0	<1.0
Barium, Total	ug/L	34.2	53.8
Boron, Total	ug/L	<100	<100
Calcium, Total	ug/L	76600	115000
Chloride	mg/L	13.9	5.1
Cobalt, Total	ug/L	<1.0	1.2
Dissolved Organic Carbon	mg/L	<1.0	1.7
Fluoride	mg/L	0.17	0.14
Iron, Total	ug/L	<100	1190
Iron, Ferrous	mg/L	<0.20	<0.20
Lithium, Total	ug/L	<20.0	<20.0
Magnesium, Total	ug/L	24300	31800
Manganese, Total	ug/L	60.2	190
Manganese, Dissolved	ug/L	58.4	51.7
Molybdenum, Total	ug/L	<10.0	<10.0
Molybdenum, Dissolved	ug/L	<10.0	<10.0
Nitrogen, Nitrate	mg/L	7.7	6.4
Nitrogen, Nitrite	mg/L	<1.0	<0.50
Phosphate as P04	mg/L	<0.15	<0.15
Potassium, Total	ug/L	2080	1030
Radium-226	pCi/L	<1.01	0.716
Radium-228	pCi/L	<1.09	0.464
Selenium, Total	ug/L	2.0	<1.0
Silica, Total	ug/L	13900	14400
Silicon, Total	ug/L	6510	NS
Sodium, Total	ug/L	18400	5640
Sulfate	mg/L	31.2	6.4
Sulfide	mg/L	<0.10	<0.10
Total Dissolved Solids	mg/L	351	398
Total Organic Carbon	mg/L	<1.0	1.1
Total Radium	pCi/L	<2.1	1.18
pH at 25 Degrees C	Std. Units	7.8	7.3

Notes:
ft MSL: Elevation, feet mean sea level
°C: Degrees celcius
uS/cm: microsiemen per centimeter
umhos/cm: micromhos per centimeter
NA: Not analyzed
NM: Not Measured
NS: Not Sampled
mV: millivolt
Std. Units: standard units
mg/L: milligram per liter
ug/L: microgram per liter
pCi/L: picoCurie per liter

Static water elevation listed for a well may have been collected on a date different than date of well sampling.

Table 6
Groundwater Protection Standards -
November 2021 and May 2022
Multiunit Ash Pond System
AES Indiana
Eagle Valley Generating Station
Martinsville, Indiana
ATC Project No. 170LF01276

Parameter	Antimony	Arsenic	Barium	Beryllium	Cadmium	Chromium	Cobalt	Fluoride	Lead	Lithium	Mercury	Molybdenum	Selenium	Thallium	Radium 226/228 Combined
Units	ug/L	ug/L	ug/L	ug/L	ug/L	ug/L	ug/L	mg/L	ug/L	ug/L	ug/L	ug/L	ug/L	ug/L	pCi/L
Shallow Zone GWPS	6	10	2000	4	5	100	6	4	15	40	2	100	50	2	5
Intermediate Zone GWPS	6	10	2000	4	5	100	6	4	15	40	2	100	50	2	5
Deep Zone GWPS	6	10	2000	4	5	100	6	4	15	40	2	100	50	2	5

Notes:
ug/L = micrograms per liter (ppb)
mg/L = milligrams per liter (ppm)
pCi/L = picoCuries per liter
GWPS = Groundwater Protection Standard

ATTACHMENT A

NOVEMBER 2021

Table A-1
Gauging Summary
November 4, 2021
Eagle Valley Generating Station
ATC Project No. 170LF00873

Well	Date	DTW, from top of Reference Point	Reference Point Elevation (ft MSL)	SWE, ft MSL
MW-1S	11/4/2021	18.22	612.93	594.71
MW-1I	11/4/2021	19.79	612.31	592.52
MW-1D	11/4/2021	19.81	612.91	593.10
MW-2S	11/4/2021	15.08	608.45	593.37
MW-2I	11/4/2021	15.67	608.93	593.26
MW-2D	11/4/2021	15.38	608.72	593.34
MW-3S	11/4/2021	17.58	610.80	593.22
MW-3I	11/4/2021	17.47	610.76	593.29
MW-4S	11/4/2021	16.37	609.94	593.57
MW-4I	11/4/2021	21.04	614.66	593.62
MW-4D	11/4/2021	21.07	614.72	593.65
MW-6S	11/4/2021	12.64	605.99	593.35
MW-6I	11/4/2021	12.68	606.00	593.32
MW-6D	11/4/2021	11.50	604.85	593.35
MW-7S	11/4/2021	22.86	616.68	593.82
MW-8S	11/4/2021	dry to pump (22.71 ft)	616.67	<593.96
MW-9S	11/4/2021	23.58	617.52	593.94
MW-9I	11/4/2021	23.18	617.06	593.88
MW-9D	11/4/2021	23.50	617.41	593.91
MW-10S	11/4/2021	20.61	613.70	593.09
MW-10I	11/4/2021	20.50	613.68	593.18
MW-10D	11/4/2021	20.35	613.54	593.19
MW-11S	11/4/2021	34.02	627.29	593.27
MW-11I	11/4/2021	34.25	627.52	593.27
MW-11D	11/4/2021	34.27	627.56	593.29
MW-12S	11/4/2021	13.92	607.26	593.34
MW-13S	11/4/2021	14.00	606.03	592.03
MW-13I	11/4/2021	14.15	606.21	592.06
MW-13D	11/4/2021	13.87	605.86	591.99
MW-14S	11/4/2021	14.80	607.39	592.59
MW-14I	11/4/2021	14.77	607.34	592.57
MW-14D	11/4/2021	14.85	607.33	592.48
MW-15S	11/4/2021	14.52	607.50	592.98
MW-15I	11/4/2021	14.51	607.61	593.10
MW-15D	11/4/2021	14.43	607.51	593.08
MW-16S	11/4/2021	16.59	609.54	592.95
MW-16I	11/4/2021	16.58	609.53	592.95
MW-16D	11/4/2021	16.65	609.60	592.95
MW-17S	11/4/2021	11.80	602.20	590.40
MW-17I	11/4/2021	12.30	602.69	590.39
MW-17D	11/4/2021	11.99	602.47	590.48
MW-18S	11/4/2021	13.06	606.13	593.07
MW-18I	11/4/2021	13.06	605.82	592.76
MW-18D	11/4/2021	13.13	606.19	593.06
MW-19S	11/4/2021	10.25	602.85	592.60
MW-19I	11/4/2021	10.10	602.69	592.59
MW-19D	11/4/2021	10.05	602.67	592.62

Notes:
DTW = Depth to water
SWE = Static Water Elevation
ft MSL = feet above Mean Sea Level

Flow Rate Calculations - November 2021
AES Indiana Eagle Valley Generating Station
Martinsville, Indiana
ATC Project No. 170LF01276

EVS SHALLOW ZONE FIGURE 3		**EAGLE VALLEY ASH POND SYSTEM**		
11/4/2021	Flow Rate Line	FR1	FR2	FR3
$v = Q/n_eA^1 = KI/n_e$				
ΔH (ft)	Potentiometric Surface Hydraulic Head Change	0.5	1	2.5
ΔL (ft)	Flow Line Length	2780	1235	1565
K (hydraulic conductivity (ft/day))	(2016 C/PC Plan)	407	407	407
I ($\Delta H/\Delta L$)		0.00018	0.00081	0.0016
n_e (porosity, dimensionless)	(2016 C/PC Plan)	0.35	0.35	0.35
v (ft/day)		0.2	0.9	1.9
EVS INTERMEDIATE ZONE FIGURE 4				
11/4/2021	Flow Rate Line	FR1	FR2	FR3
$v = Q/n_eA^1 = KI/n_e$				
ΔH (ft)	Potentiometric Surface Hydraulic Head Change	0.5	0.5	2.5
ΔL (ft)	Flow Line Length	960	2150	2470
K (hydraulic conductivity (ft/day))	(2016 C/PC Plan)	59	59	59
I ($\Delta H/\Delta L$)		0.00052	0.00023	0.0010
n_e (porosity, dimensionless)	(2016 C/PC Plan)	0.35	0.35	0.35
v (ft/day)		0.09	0.04	0.17
EVS DEEP ZONE FIGURE 5				
11/4/2021	Flow Rate Line	FR1	FR2	FR3
$v = Q/n_eA^1 = KI/n_e$				
ΔH (ft)	Potentiometric Surface Hydraulic Head Change	0.5	1.5	2.5
ΔL (ft)	Flow Line Length	2945	2315	1825
K (hydraulic conductivity (ft/day))	(2016 C/PC Plan)	72	72	72
I ($\Delta H/\Delta L$)		0.00017	0.00065	0.0014
n_e (porosity, dimensionless)	(2016 C/PC Plan)	0.35	0.35	0.35
v (ft/day)		0.03	0.13	0.29

Notes

1 - Average linear velocity equation from Fetter, C.W., 1980, Applied Hydrogeology: Merrill Publishing Company, 592 p.

MAY 2022

Table A-2
Gauging Summary
May 9, 2022
Eagle Valley Generating Station
ATC Project No. 170LF01276

Well	Date	Time	DTW, from top of Reference Point	Reference Point Elevation (ft MSL)	SWE, ft MSL
MW-1S	5/9/2022	10:00	19.56	612.93	593.37
MW-1I	5/9/2022	10:01	19.95	612.31	592.36
MW-1D	5/9/2022	10:02	19.42	612.91	593.49
MW-2S	5/9/2022	10:10	14.29	608.45	594.16
MW-2I	5/9/2022	10:12	14.81	608.93	594.12
MW-2D	5/9/2022	10:13	14.61	608.72	594.11
MW-3S	5/9/2022	10:20	15.99	610.80	594.81
MW-3I	5/9/2022	10:21	16.26	610.76	594.50
MW-4S	5/9/2022	10:22	14.83	609.94	595.11
MW-4I	5/9/2022	10:30	19.66	614.66	595.00
MW-4D	5/9/2022	10:32	19.72	614.72	595.00
MW-6S	5/9/2022	10:33	14.41	605.99	591.58
MW-6I	5/9/2022	10:45	14.48	606.00	591.52
MW-6D	5/9/2022	10:47	13.24	604.85	591.61
MW-7S	5/9/2022	10:49	23.27	616.68	593.41
MW-8S	5/9/2022	10:55	21.52	616.67	595.15
MW-9S	5/9/2022	10:57	23.25	617.52	594.27
MW-9I	5/9/2022	10:59	22.85	617.06	594.21
MW-9D	5/9/2022	11:10	23.14	617.41	594.27
MW-10S	5/9/2022	11:12	23.58	613.70	590.12
MW-10I	5/9/2022	11:14	23.42	613.68	590.26
MW-10D	5/9/2022	11:15	23.24	613.54	590.30
MW-11S	5/9/2022	11:25	34.51	627.29	592.78
MW-11I	5/9/2022	11:27	34.70	627.52	592.82
MW-11D	5/9/2022	11:30	34.75	627.56	592.81
MW-12S	5/9/2022	11:35	15.31	607.26	591.95
MW-13S	5/9/2022	12:01	15.61	606.03	590.42
MW-13I	5/9/2022	11:59	15.78	606.21	590.43
MW-13D	5/9/2022	11:58	15.49	605.86	590.37
MW-14S	5/9/2022	11:44	16.97	607.39	590.42
MW-14I	5/9/2022	11:45	16.95	607.34	590.39
MW-14D	5/9/2022	11:47	17.04	607.33	590.29
MW-15S	5/9/2022	11:50	16.00	607.50	591.50
MW-15I	5/9/2022	11:55	15.98	607.61	591.63
MW-15D	5/9/2022	12:15	15.89	607.51	591.62
MW-16S	5/9/2022	12:17	15.20	609.54	594.34
MW-16I	5/9/2022	12:20	15.18	609.53	594.35
MW-16D	5/9/2022	12:22	15.24	609.60	594.36
MW-17S	5/9/2022	10:49	9.35	602.20	592.85
MW-17I	5/9/2022	10:51	9.82	602.69	592.87
MW-17D	5/9/2022	10:54	9.50	602.47	592.97
MW-18S	5/9/2022	10:26	14.10	606.13	592.03
MW-18I	5/9/2022	10:28	14.08	605.82	591.74
MW-18D	5/9/2022	10:30	14.15	606.19	592.04
MW-19S	5/9/2022	10:10	11.44	602.85	591.41
MW-19I	5/9/2022	10:12	11.27	602.69	591.42
MW-19D	5/9/2022	10:14	11.23	602.67	591.44
MW-20S	5/9/2022	12:40	23.38	615.00	591.62
MW-20I	5/9/2022	12:41	22.97	614.63	591.66
MW-20D	5/9/2022	12:42	23.50	615.10	591.60
MW-22S	5/9/2022	11:40	11.30	608.49	597.19
MW-22I	5/9/2022	11:42	11.18	608.37	597.19
MW-22D	5/9/2022	11:44	11.25	608.44	597.19
USGS Gage Station 03354000	5/9/2022	10:00	7.20	594.85	587.65

Notes:
DTW = Depth to water
SWE = Static Water Elevation
ft MSL = feet above Mean Sea Level

Flow Rate Calculations - May 2022
AES Indiana Eagle Valley Generating Station
Martinsville, Indiana
ATC Project No. 170LF01276

EVS SHALLOW ZONE FIGURE 6		**EAGLE VALLEY ASH POND SYSTEM**	
5/9/2022	Flow Rate Line	FR1	FR2
$v = Q/n_eA^1 = KI/n_e$			
ΔH (ft)	Potentiometric Surface Hydraulic Head Change	4.5	2
ΔL (ft)	Flow Line Length	1145	2250
K (hydraulic conductivity (ft/day))	(2016 C/PC Plan)	407	407
I ($\Delta H/\Delta L$)		0.0039	0.00089
n_e (porosity, dimensionless)	(2016 C/PC Plan)	0.35	0.35
v (ft/day)		4.5	1.0
EVS INTERMEDIATE ZONE FIGURE 7			
5/9/2022	Flow Rate Line	FR1	FR2
$v = Q/n_eA^1 = KI/n_e$			
ΔH (ft)	Potentiometric Surface Hydraulic Head Change	4	2
ΔL (ft)	Flow Line Length	1140	2650
K (hydraulic conductivity (ft/day))	(2016 C/PC Plan)	59	59
I ($\Delta H/\Delta L$)		0.0035	0.00075
n_e (porosity, dimensionless)	(2016 C/PC Plan)	0.35	0.35
v (ft/day)		0.59	0.13
EVS DEEP ZONE FIGURE 8			
5/9/2022	Flow Rate Line	FR1	FR2
$v = Q/n_eA^1 = KI/n_e$			
ΔH (ft)	Potentiometric Surface Hydraulic Head Change	4.5	2
ΔL (ft)	Flow Line Length	1530	2790
K (hydraulic conductivity (ft/day))	(2016 C/PC Plan)	72	72
I ($\Delta H/\Delta L$)		0.0029	0.00072
n_e (porosity, dimensionless)	(2016 C/PC Plan)	0.35	0.35
v (ft/day)		0.60	0.15

Notes

1 - Average linear velocity equation from Fetter, C.W., 1980, Applied Hydrogeology: Merrill Publishing Company, 592 p.

ATTACHMENT B

NOVEMBER 2021

Pace Analytical Services, LLC
7726 Moller Road
Indianapolis, IN 46268
(317)228-3100

February 17, 2022

Mr. Mark Breting
ATC Group Services
7988 Centerpoint Drive
Suite 100
Indianapolis, IN 46256

RE: Project: Eagle Valley P1R1
Pace Project No.: 50302482

Dear Mr. Breting:

Enclosed are the analytical results for sample(s) received by the laboratory on November 10, 2021. The results relate only to the samples included in this report. Results reported herein conform to the applicable TNI/NELAC Standards and the laboratory's Quality Manual, where applicable, unless otherwise noted in the body of the report.

The test results provided in this final report were generated by each of the following laboratories within the Pace Network:

- Pace Analytical Services - Indianapolis
- Pace Analytical Services - Greensburg

If you have any questions concerning this report, please feel free to contact me.

Sincerely,

Hayden Putt
hayden.putt@pacelabs.com
(317)228-3145
Project Manager

Enclosures

cc: Mr. Robert Miller, Haley & Aldrich

This report shall not be reproduced, except in full,
without the written consent of Pace Analytical Services, LLC.

Pace Analytical Services, LLC
7726 Moller Road
Indianapolis, IN 46268
(317)228-3100

CERTIFICATIONS

Project: Eagle Valley P1R1
Pace Project No.: 50302482

Pace Analytical Services Pennsylvania

1638 Roseytown Rd Suites 2,3&4, Greensburg, PA 15601
ANAB DOD-ELAP Rad Accreditation #: L2417
Alabama Certification #: 41590
Arizona Certification #: AZ0734
Arkansas Certification
California Certification #: 04222CA
Colorado Certification #: PA01547
Connecticut Certification #: PH-0694
Delaware Certification
EPA Region 4 DW Rad
Florida/TNI Certification #: E87683
Georgia Certification #: C040
Florida: Cert E871149 SEKS WET
Guam Certification
Hawaii Certification
Idaho Certification
Illinois Certification
Indiana Certification
Iowa Certification #: 391
Kansas/TNI Certification #: E-10358
Kentucky Certification #: KY90133
KY WW Permit #: KY0098221
KY WW Permit #: KY0000221
Louisiana DHH/TNI Certification #: LA180012
Louisiana DEQ/TNI Certification #: 4086
Maine Certification #: 2017020
Maryland Certification #: 308
Massachusetts Certification #: M-PA1457
Michigan/PADEP Certification #: 9991
Missouri Certification #: 235
Montana Certification #: Cert0082
Nebraska Certification #: NE-OS-29-14
Nevada Certification #: PA014572018-1
New Hampshire/TNI Certification #: 297617
New Jersey/TNI Certification #: PA051
New Mexico Certification #: PA01457
New York/TNI Certification #: 10888
North Carolina Certification #: 42706
North Dakota Certification #: R-190
Ohio EPA Rad Approval: #41249
Oregon/TNI Certification #: PA200002-010
Pennsylvania/TNI Certification #: 65-00282
Puerto Rico Certification #: PA01457
Rhode Island Certification #: 65-00282
South Dakota Certification
Tennessee Certification #: 02867
Texas/TNI Certification #: T104704188-17-3
Utah/TNI Certification #: PA014572017-9
USDA Soil Permit #: P330-17-00091
Vermont Dept. of Health: ID# VT-0282
Virgin Island/PADEP Certification
Virginia/VELAP Certification #: 460198
Washington Certification #: C868
West Virginia DEP Certification #: 143
West Virginia DHHR Certification #: 9964C
Wisconsin Approve List for Rad
Wyoming Certification #: 8TMS-L

Pace Analytical Services Indianapolis

7726 Moller Road, Indianapolis, IN 46268
Illinois Accreditation #: 200074
Indiana Drinking Water Laboratory #: C-49-06
Kansas/TNI Certification #: E-10177
Kentucky UST Agency Interest #: 80226
Kentucky WW Laboratory ID #: 98019
Michigan Drinking Water Laboratory #9050
Ohio VAP Certified Laboratory #: CL0065
Oklahoma Laboratory #: 9204
Texas Certification #: T104704355
Wisconsin Laboratory #: 999788130
USDA Soil Permit #: P330-19-00257

This report shall not be reproduced, except in full,
without the written consent of Pace Analytical Services, LLC.

Pace Analytical Services, LLC
7726 Moller Road
Indianapolis, IN 46268
(317)228-3100

SAMPLE SUMMARY

Project: Eagle Valley P1R1
Pace Project No.: 50302482

Lab ID	Sample ID	Matrix	Date Collected	Date Received
50302482001	**MW-1S**	Water	11/09/21 14:00	11/10/21 12:15
50302482002	**MW-1I**	Water	11/09/21 12:30	11/10/21 12:15
50302482003	**MW-1D**	Water	11/09/21 14:55	11/10/21 12:15
50302482004	**DUP**	Water	11/09/21 08:00	11/10/21 12:15
50302482005	**MW-6S**	Water	11/09/21 13:04	11/10/21 12:15
50302482006	**MW-6I**	Water	11/09/21 14:01	11/10/21 12:15
50302482007	**MW-6D**	Water	11/09/21 12:03	11/10/21 12:15

This report shall not be reproduced, except in full,
without the written consent of Pace Analytical Services, LLC.

Pace Analytical Services, LLC
7726 Moller Road
Indianapolis, IN 46268
(317)228-3100

SAMPLE ANALYTE COUNT

Project: Eagle Valley P1R1
Pace Project No.: 50302482

Lab ID	Sample ID	Method	Analysts	Analytes Reported	Laboratory
50302482001	**MW-1S**	EPA 9056	RMR	3	PASI-I
		EPA 6010	RAM	12	PASI-I
		EPA 6010	JPK	2	PASI-I
		EPA 6020	DMT	4	PASI-I
		EPA 903.1	SLC	1	PASI-PA
		EPA 904.0	JC2	1	PASI-PA
		Total Radium Calculation	JAL	1	PASI-PA
		SM 2320B	SWJ	3	PASI-I
		SM 2540C	OAS	1	PASI-I
		SM 4500-H+B	TKG	1	PASI-I
		SM 4500-S2-D	ZM	1	PASI-I
		EPA 353.2	SKK	2	PASI-I
		EPA 365.1	GWA	1	PASI-I
		SM 5310C	GWA	1	PASI-I
		SM 5310C	GWA	1	PASI-I
50302482002	**MW-1I**	EPA 9056	RMR	3	PASI-I
		EPA 6010	RAM	12	PASI-I
		EPA 6010	JPK	2	PASI-I
		EPA 6020	DMT	4	PASI-I
		EPA 903.1	SLC	1	PASI-PA
		EPA 904.0	JC2	1	PASI-PA
		Total Radium Calculation	JAL	1	PASI-PA
		SM 2320B	SWJ	3	PASI-I
		SM 2540C	OAS	1	PASI-I
		SM 4500-H+B	TKG	1	PASI-I
		SM 4500-S2-D	ZM	1	PASI-I
		EPA 353.2	SKK	2	PASI-I
		EPA 365.1	GWA	1	PASI-I
		SM 5310C	GWA	1	PASI-I
		SM 5310C	GWA	1	PASI-I
50302482003	**MW-1D**	EPA 9056	RMR	3	PASI-I
		EPA 6010	RAM	12	PASI-I
		EPA 6010	JPK	2	PASI-I
		EPA 6020	DMT	4	PASI-I
		EPA 903.1	SLC	1	PASI-PA
		EPA 904.0	JC2	1	PASI-PA
		Total Radium Calculation	JAL	1	PASI-PA

This report shall not be reproduced, except in full,
without the written consent of Pace Analytical Services, LLC.

Pace Analytical Services, LLC
7726 Moller Road
Indianapolis, IN 46268
(317)228-3100

SAMPLE ANALYTE COUNT

Project: Eagle Valley P1R1
Pace Project No.: 50302482

Lab ID	Sample ID	Method	Analysts	Analytes Reported	Laboratory
		SM 2320B	SWJ	3	PASI-I
		SM 2540C	OAS	1	PASI-I
		SM 4500-H+B	TKG	1	PASI-I
		SM 4500-S2-D	ZM	1	PASI-I
		EPA 353.2	SKK	2	PASI-I
		EPA 365.1	GWA	1	PASI-I
		SM 5310C	GWA	1	PASI-I
		SM 5310C	GWA	1	PASI-I
50302482004	**DUP**	EPA 9056	RMR	3	PASI-I
		EPA 6010	RAM	12	PASI-I
		EPA 6010	JPK	2	PASI-I
		EPA 6020	DMT	4	PASI-I
		EPA 903.1	SLC	1	PASI-PA
		EPA 904.0	JC2	1	PASI-PA
		Total Radium Calculation	JAL	1	PASI-PA
		SM 2320B	SWJ	3	PASI-I
		SM 2540C	OAS	1	PASI-I
		SM 4500-H+B	TKG	1	PASI-I
		SM 4500-S2-D	ZM	1	PASI-I
		EPA 353.2	SKK	2	PASI-I
		EPA 365.1	GWA	1	PASI-I
		SM 5310C	GWA	1	PASI-I
		SM 5310C	GWA	1	PASI-I
50302482005	**MW-6S**	EPA 9056	RMR	3	PASI-I
		EPA 6010	RAM	12	PASI-I
		EPA 6010	JPK	2	PASI-I
		EPA 6020	DMT	4	PASI-I
		EPA 903.1	SLC	1	PASI-PA
		EPA 904.0	JC2	1	PASI-PA
		Total Radium Calculation	JAL	1	PASI-PA
		SM 2320B	SWJ	3	PASI-I
		SM 2540C	OAS	1	PASI-I
		SM 4500-H+B	TKG	1	PASI-I
		SM 4500-S2-D	ZM	1	PASI-I
		EPA 353.2	SKK	2	PASI-I
		EPA 365.1	GWA	1	PASI-I
		SM 5310C	GWA	1	PASI-I

This report shall not be reproduced, except in full,
without the written consent of Pace Analytical Services, LLC.

Pace Analytical Services, LLC
7726 Moller Road
Indianapolis, IN 46268
(317)228-3100

SAMPLE ANALYTE COUNT

Project: Eagle Valley P1R1
Pace Project No.: 50302482

Lab ID	Sample ID	Method	Analysts	Analytes Reported	Laboratory
		SM 5310C	GWA	1	PASI-I
50302482006	**MW-6I**	EPA 9056	RMR	3	PASI-I
		EPA 6010	RAM	12	PASI-I
		EPA 6010	JPK	2	PASI-I
		EPA 6020	DMT	4	PASI-I
		EPA 903.1	SLC	1	PASI-PA
		EPA 904.0	JC2	1	PASI-PA
		Total Radium Calculation	JAL	1	PASI-PA
		SM 2320B	SWJ	3	PASI-I
		SM 2540C	OAS	1	PASI-I
		SM 4500-H+B	TKG	1	PASI-I
		SM 4500-S2-D	ZM	1	PASI-I
		EPA 353.2	SKK	2	PASI-I
		EPA 365.1	GWA	1	PASI-I
		SM 5310C	GWA	1	PASI-I
		SM 5310C	GWA	1	PASI-I
50302482007	**MW-6D**	EPA 9056	RMR	3	PASI-I
		EPA 6010	RAM	12	PASI-I
		EPA 6010	JPK	2	PASI-I
		EPA 6020	DMT	4	PASI-I
		EPA 903.1	SLC	1	PASI-PA
		EPA 904.0	JC2	1	PASI-PA
		Total Radium Calculation	JAL	1	PASI-PA
		SM 2320B	SWJ	3	PASI-I
		SM 2540C	OAS	1	PASI-I
		SM 4500-H+B	TKG	1	PASI-I
		SM 4500-S2-D	ZM	1	PASI-I
		EPA 353.2	SKK	2	PASI-I
		EPA 365.1	GWA	1	PASI-I
		SM 5310C	GWA	1	PASI-I
		SM 5310C	GWA	1	PASI-I

PASI-I = Pace Analytical Services - Indianapolis
PASI-PA = Pace Analytical Services - Greensburg

REPORT OF LABORATORY ANALYSIS

This report shall not be reproduced, except in full,
without the written consent of Pace Analytical Services, LLC.

Pace Analytical Services, LLC
7726 Moller Road
Indianapolis, IN 46268
(317)228-3100

SUMMARY OF DETECTION

Project: Eagle Valley P1R1
Pace Project No.: 50302482

Lab Sample ID / Method	Client Sample ID / Parameters	Result	Units	Report Limit	Analyzed	Qualifiers
50302482001	**MW-1S**					
EPA 9056	Chloride	31.8	mg/L	25.0	11/15/21 19:09	
EPA 9056	Fluoride	0.13	mg/L	0.10	11/12/21 13:18	
EPA 9056	Sulfate	262	mg/L	25.0	11/15/21 19:09	
EPA 6010	Barium	73.7	ug/L	10.0	11/19/21 15:27	
EPA 6010	Boron	3030	ug/L	100	11/19/21 15:27	
EPA 6010	Calcium	218000	ug/L	2000	11/20/21 18:03	
EPA 6010	Iron	142	ug/L	100	11/19/21 15:27	
EPA 6010	Lithium	99.8	ug/L	20.0	11/19/21 15:27	
EPA 6010	Magnesium	49200	ug/L	1000	11/19/21 15:27	
EPA 6010	Manganese	13.0	ug/L	10.0	11/19/21 15:27	
EPA 6010	Molybdenum	24.4	ug/L	10.0	11/19/21 15:27	
EPA 6010	Potassium	7790	ug/L	1000	11/19/21 15:27	
EPA 6010	Silica	14000	ug/L	450	11/19/21 15:27	N2
EPA 6010	Sodium	48000	ug/L	1000	11/19/21 15:27	
EPA 6010	Molybdenum, Dissolved	21.4	ug/L	10.0	11/16/21 23:33	
EPA 6020	Antimony	1.8	ug/L	1.0	11/13/21 13:42	
EPA 6020	Arsenic	4.1	ug/L	1.0	11/13/21 13:42	
EPA 6020	Selenium	21.7	ug/L	1.0	11/13/21 13:42	
EPA 903.1	Radium-226	0.360 ± 0.335 (0.441) C:NA T:99%	pCi/L		12/13/21 12:55	
EPA 904.0	Radium-228	0.589 ± 0.387 (0.739) C:69% T:94%	pCi/L		12/20/21 11:39	
Total Radium Calculation	Total Radium	0.949 ± 0.722 (1.18)	pCi/L		12/21/21 09:26	
SM 2320B	Alkalinity, Total as CaCO3	486	mg/L	2.0	11/13/21 15:11	
SM 2320B	Alkalinity,Bicarbonate (CaCO3)	486	mg/L	2.0	11/13/21 15:11	
SM 2540C	Total Dissolved Solids	950	mg/L	20.0	11/12/21 09:03	
SM 4500-H+B	pH at 25 Degrees C	7.1	Std. Units	0.10	11/12/21 16:33	H3
EPA 353.2	Nitrogen, Nitrate	1.3	mg/L	0.10	11/10/21 15:12	
SM 5310C	Dissolved Organic Carbon	1.1	mg/L	1.0	11/23/21 18:00	
50302482002	**MW-1I**					
EPA 9056	Chloride	74.0	mg/L	25.0	11/18/21 02:56	
EPA 9056	Fluoride	0.28	mg/L	0.10	11/12/21 16:00	
EPA 9056	Sulfate	71.8	mg/L	25.0	11/18/21 02:56	
EPA 6010	Barium	50.4	ug/L	10.0	11/19/21 15:30	
EPA 6010	Boron	970	ug/L	100	11/19/21 15:30	
EPA 6010	Calcium	74600	ug/L	1000	11/19/21 15:30	
EPA 6010	Lithium	92.5	ug/L	20.0	11/19/21 15:30	
EPA 6010	Magnesium	22800	ug/L	1000	11/19/21 15:30	
EPA 6010	Manganese	225	ug/L	10.0	11/19/21 15:30	
EPA 6010	Molybdenum	107	ug/L	10.0	11/19/21 15:30	
EPA 6010	Potassium	7690	ug/L	1000	11/19/21 15:30	
EPA 6010	Silica	9230	ug/L	450	11/19/21 15:30	N2

REPORT OF LABORATORY ANALYSIS

This report shall not be reproduced, except in full,
without the written consent of Pace Analytical Services, LLC.

Pace Analytical Services, LLC
7726 Moller Road
Indianapolis, IN 46268
(317)228-3100

SUMMARY OF DETECTION

Project: Eagle Valley P1R1
Pace Project No.: 50302482

Lab Sample ID / Method	Client Sample ID / Parameters	Result	Units	Report Limit	Analyzed	Qualifiers
50302482002	**MW-1I**					
EPA 6010	Sodium	71200	ug/L	1000	11/19/21 15:30	
EPA 6010	Manganese, Dissolved	211	ug/L	10.0	11/16/21 23:35	
EPA 6010	Molybdenum, Dissolved	98.9	ug/L	10.0	11/16/21 23:35	
EPA 903.1	Radium-226	0.259 ± 0.361 (0.602) C:NA T:99%	pCi/L		12/13/21 12:55	
EPA 904.0	Radium-228	0.411 ± 0.408 (0.843) C:70% T:91%	pCi/L		12/20/21 14:52	
Total Radium Calculation	Total Radium	0.670 ± 0.769 (1.45)	pCi/L		12/21/21 09:26	
SM 2320B	Alkalinity, Total as CaCO3	242	mg/L	2.0	11/13/21 15:11	
SM 2320B	Alkalinity,Bicarbonate (CaCO3)	240	mg/L	2.0	11/13/21 15:11	
SM 2320B	Alkalinity,Carbonate (CaCO3)	2.6	mg/L	2.0	11/13/21 15:11	
SM 2540C	Total Dissolved Solids	460	mg/L	10.0	11/12/21 09:03	
SM 4500-H+B	pH at 25 Degrees C	7.6	Std. Units	0.10	11/12/21 16:32	H3
SM 5310C	Dissolved Organic Carbon	1.2	mg/L	1.0	11/23/21 18:19	
50302482003	**MW-1D**					
EPA 9056	Chloride	88.2	mg/L	25.0	11/18/21 03:12	
EPA 9056	Fluoride	0.30	mg/L	0.10	11/12/21 16:42	
EPA 9056	Sulfate	102	mg/L	25.0	11/18/21 03:12	
EPA 6010	Barium	58.8	ug/L	10.0	11/19/21 15:32	
EPA 6010	Boron	910	ug/L	100	11/19/21 15:32	
EPA 6010	Calcium	76100	ug/L	1000	11/19/21 15:32	
EPA 6010	Iron	799	ug/L	100	11/19/21 15:32	
EPA 6010	Lithium	93.6	ug/L	20.0	11/19/21 15:32	
EPA 6010	Magnesium	20000	ug/L	1000	11/19/21 15:32	
EPA 6010	Manganese	320	ug/L	10.0	11/19/21 15:32	
EPA 6010	Molybdenum	112	ug/L	10.0	11/19/21 15:32	
EPA 6010	Potassium	7770	ug/L	1000	11/19/21 15:32	
EPA 6010	Silica	9390	ug/L	450	11/19/21 15:32	N2
EPA 6010	Sodium	78100	ug/L	1000	11/19/21 15:32	
EPA 6010	Manganese, Dissolved	289	ug/L	10.0	11/16/21 23:37	
EPA 6010	Molybdenum, Dissolved	102	ug/L	10.0	11/16/21 23:37	
EPA 6020	Arsenic	2.1	ug/L	1.0	11/13/21 13:50	
EPA 903.1	Radium-226	0.200 ± 0.347 (0.620) C:NA T:97%	pCi/L		12/13/21 12:55	
EPA 904.0	Radium-228	0.523 ± 0.394 (0.779) C:72% T:94%	pCi/L		12/20/21 14:52	

This report shall not be reproduced, except in full,
without the written consent of Pace Analytical Services, LLC.

Pace Analytical Services, LLC
7726 Moller Road
Indianapolis, IN 46268
(317)228-3100

SUMMARY OF DETECTION

Project: Eagle Valley P1R1
Pace Project No.: 50302482

Lab Sample ID / Method	Client Sample ID / Parameters	Result	Units	Report Limit	Analyzed	Qualifiers
50302482003	**MW-1D**					
Total Radium Calculation	Total Radium	0.723 ± 0.741 (1.40)	pCi/L		12/21/21 09:26	
SM 2320B	Alkalinity, Total as CaCO3	224	mg/L	2.0	11/13/21 15:11	
SM 2320B	Alkalinity,Bicarbonate (CaCO3)	224	mg/L	2.0	11/13/21 15:11	
SM 2540C	Total Dissolved Solids	485	mg/L	10.0	11/12/21 09:03	
SM 4500-H+B	pH at 25 Degrees C	7.6	Std. Units	0.10	11/12/21 16:36	H3
SM 5310C	Dissolved Organic Carbon	1.2	mg/L	1.0	11/23/21 18:38	
50302482004	**DUP**					
EPA 9056	Chloride	78.3	mg/L	2.5	11/18/21 03:27	
EPA 9056	Fluoride	0.27	mg/L	0.10	11/12/21 17:20	
EPA 9056	Sulfate	75.6	mg/L	2.5	11/18/21 03:27	
EPA 6010	Barium	50.2	ug/L	10.0	11/19/21 15:34	
EPA 6010	Boron	966	ug/L	100	11/19/21 15:34	
EPA 6010	Calcium	74100	ug/L	1000	11/19/21 15:34	
EPA 6010	Lithium	88.8	ug/L	20.0	11/19/21 15:34	
EPA 6010	Magnesium	22800	ug/L	1000	11/19/21 15:34	
EPA 6010	Manganese	223	ug/L	10.0	11/19/21 15:34	
EPA 6010	Molybdenum	107	ug/L	10.0	11/19/21 15:34	
EPA 6010	Potassium	7680	ug/L	1000	11/19/21 15:34	
EPA 6010	Silica	9170	ug/L	450	11/19/21 15:34	N2
EPA 6010	Sodium	70900	ug/L	1000	11/19/21 15:34	
EPA 6010	Manganese, Dissolved	212	ug/L	10.0	11/16/21 23:39	
EPA 6010	Molybdenum, Dissolved	100	ug/L	10.0	11/16/21 23:39	
EPA 903.1	Radium-226	0.823 ± 0.549 (0.706) C:NA T:96%	pCi/L		12/13/21 12:55	
EPA 904.0	Radium-228	0.837 ± 0.417 (0.729) C:72% T:96%	pCi/L		12/20/21 14:52	
Total Radium Calculation	Total Radium	1.66 ± 0.966 (1.44)	pCi/L		12/21/21 09:26	
SM 2320B	Alkalinity, Total as CaCO3	236	mg/L	2.0	11/13/21 15:11	
SM 2320B	Alkalinity,Bicarbonate (CaCO3)	230	mg/L	2.0	11/13/21 15:11	
SM 2320B	Alkalinity,Carbonate (CaCO3)	6.2	mg/L	2.0	11/13/21 15:11	
SM 2540C	Total Dissolved Solids	476	mg/L	10.0	11/12/21 09:04	
SM 4500-H+B	pH at 25 Degrees C	7.6	Std. Units	0.10	11/12/21 16:36	H3
SM 5310C	Dissolved Organic Carbon	1.0	mg/L	1.0	11/23/21 18:58	
50302482005	**MW-6S**					
EPA 9056	Chloride	802	mg/L	25.0	11/18/21 03:43	
EPA 9056	Fluoride	0.25	mg/L	0.10	11/12/21 19:23	
EPA 9056	Sulfate	2170	mg/L	25.0	11/18/21 03:43	
EPA 6010	Barium	86.4	ug/L	10.0	11/19/21 15:36	
EPA 6010	Boron	4110	ug/L	100	11/19/21 15:36	

REPORT OF LABORATORY ANALYSIS

This report shall not be reproduced, except in full,
without the written consent of Pace Analytical Services, LLC.

Pace Analytical Services, LLC
7726 Moller Road
Indianapolis, IN 46268
(317)228-3100

SUMMARY OF DETECTION

Project: Eagle Valley P1R1
Pace Project No.: 50302482

Lab Sample ID / Method	Client Sample ID / Parameters	Result	Units	Report Limit	Analyzed	Qualifiers
50302482005	**MW-6S**					
EPA 6010	Calcium	142000	ug/L	1000	11/19/21 15:36	
EPA 6010	Lithium	91.6	ug/L	20.0	11/19/21 15:36	
EPA 6010	Magnesium	29200	ug/L	1000	11/19/21 15:36	
EPA 6010	Manganese	55.4	ug/L	10.0	11/19/21 15:36	
EPA 6010	Molybdenum	161	ug/L	10.0	11/19/21 15:36	
EPA 6010	Potassium	9070	ug/L	1000	11/19/21 15:36	
EPA 6010	Silica	12000	ug/L	450	11/19/21 15:36	N2
EPA 6010	Sodium	96000	ug/L	1000	11/19/21 15:36	
EPA 6010	Manganese, Dissolved	26.3	ug/L	10.0	11/16/21 23:42	
EPA 6010	Molybdenum, Dissolved	150	ug/L	10.0	11/16/21 23:42	
EPA 6020	Antimony	1.2	ug/L	1.0	11/13/21 13:58	
EPA 6020	Selenium	2.2	ug/L	1.0	11/13/21 13:58	
EPA 903.1	Radium-226	0.547 ± 0.603 (0.964) C:NA T:98%	pCi/L		12/13/21 12:55	
EPA 904.0	Radium-228	0.432 ± 0.387 (0.790) C:71% T:96%	pCi/L		12/20/21 14:52	
Total Radium Calculation	Total Radium	0.979 ± 0.990 (1.75)	pCi/L		12/21/21 09:26	
SM 2320B	Alkalinity, Total as CaCO3	340	mg/L	2.0	11/13/21 15:11	
SM 2320B	Alkalinity,Bicarbonate (CaCO3)	340	mg/L	2.0	11/13/21 15:11	
SM 2540C	Total Dissolved Solids	726	mg/L	20.0	11/12/21 09:09	
SM 4500-H+B	pH at 25 Degrees C	7.3	Std. Units	0.10	11/12/21 16:33	H3
SM 5310C	Dissolved Organic Carbon	1.1	mg/L	1.0	11/23/21 19:23	
50302482006	**MW-6I**					
EPA 9056	Chloride	837	mg/L	25.0	11/12/21 20:01	
EPA 9056	Fluoride	0.27	mg/L	0.10	11/12/21 19:42	
EPA 9056	Sulfate	1480	mg/L	25.0	11/12/21 20:01	
EPA 6010	Barium	65.0	ug/L	10.0	11/19/21 15:42	
EPA 6010	Boron	2860	ug/L	100	11/19/21 15:42	
EPA 6010	Calcium	106000	ug/L	1000	11/19/21 15:42	
EPA 6010	Lithium	115	ug/L	20.0	11/19/21 15:42	
EPA 6010	Magnesium	21300	ug/L	1000	11/19/21 15:42	
EPA 6010	Manganese	59.6	ug/L	10.0	11/19/21 15:42	
EPA 6010	Molybdenum	219	ug/L	10.0	11/19/21 15:42	
EPA 6010	Potassium	13500	ug/L	1000	11/19/21 15:42	
EPA 6010	Silica	10600	ug/L	450	11/19/21 15:42	N2
EPA 6010	Sodium	79400	ug/L	1000	11/19/21 15:42	
EPA 6010	Manganese, Dissolved	54.5	ug/L	10.0	11/16/21 23:44	
EPA 6010	Molybdenum, Dissolved	206	ug/L	10.0	11/16/21 23:44	
EPA 903.1	Radium-226	0.510 ± 0.557 (0.876) C:NA T:95%	pCi/L		12/13/21 12:55	

REPORT OF LABORATORY ANALYSIS

This report shall not be reproduced, except in full,
without the written consent of Pace Analytical Services, LLC.

Pace Analytical Services, LLC
7726 Moller Road
Indianapolis, IN 46268
(317)228-3100

SUMMARY OF DETECTION

Project: Eagle Valley P1R1
Pace Project No.: 50302482

Lab Sample ID / Method	Client Sample ID / Parameters	Result	Units	Report Limit	Analyzed	Qualifiers
50302482006	**MW-6I**					
EPA 904.0	Radium-228	1.02 ± 0.494 (0.850) C:67% T:86%	pCi/L		12/20/21 14:52	
Total Radium Calculation	Total Radium	1.53 ± 1.05 (1.73)	pCi/L		12/21/21 09:26	
SM 2320B	Alkalinity, Total as CaCO3	253	mg/L	2.0	11/13/21 15:11	
SM 2320B	Alkalinity,Bicarbonate (CaCO3)	253	mg/L	2.0	11/13/21 15:11	
SM 2540C	Total Dissolved Solids	594	mg/L	10.0	11/12/21 09:09	
SM 4500-H+B	pH at 25 Degrees C	7.5	Std. Units	0.10	11/12/21 16:35	H3
SM 5310C	Dissolved Organic Carbon	1.5	mg/L	1.0	11/23/21 19:43	
50302482007	**MW-6D**					
EPA 9056	Chloride	902	mg/L	25.0	11/12/21 20:43	
EPA 9056	Fluoride	0.18	mg/L	0.10	11/12/21 20:20	
EPA 9056	Sulfate	924	mg/L	25.0	11/12/21 20:43	
EPA 6010	Barium	56.3	ug/L	10.0	11/19/21 15:44	
EPA 6010	Boron	3220	ug/L	100	11/19/21 15:44	
EPA 6010	Calcium	78200	ug/L	1000	11/19/21 15:44	
EPA 6010	Iron	109	ug/L	100	11/19/21 15:44	
EPA 6010	Lithium	86.3	ug/L	20.0	11/19/21 15:44	
EPA 6010	Magnesium	13700	ug/L	1000	11/19/21 15:44	
EPA 6010	Manganese	312	ug/L	10.0	11/19/21 15:44	
EPA 6010	Molybdenum	244	ug/L	10.0	11/19/21 15:44	
EPA 6010	Potassium	6780	ug/L	1000	11/19/21 15:44	
EPA 6010	Silica	11300	ug/L	450	11/19/21 15:44	N2
EPA 6010	Sodium	87400	ug/L	1000	11/19/21 15:44	
EPA 6010	Manganese, Dissolved	293	ug/L	10.0	11/16/21 23:46	
EPA 6010	Molybdenum, Dissolved	226	ug/L	10.0	11/16/21 23:46	
EPA 903.1	Radium-226	0.204 ± 0.610 (1.13) C:NA T:91%	pCi/L		12/13/21 12:55	
EPA 904.0	Radium-228	0.729 ± 0.424 (0.783) C:68% T:96%	pCi/L		12/20/21 14:52	
Total Radium Calculation	Total Radium	0.933 ± 1.03 (1.91)	pCi/L		12/21/21 09:26	
SM 2320B	Alkalinity, Total as CaCO3	206	mg/L	2.0	11/13/21 15:11	
SM 2320B	Alkalinity,Bicarbonate (CaCO3)	206	mg/L	2.0	11/13/21 15:11	
SM 2540C	Total Dissolved Solids	467	mg/L	10.0	11/12/21 09:10	
SM 4500-H+B	pH at 25 Degrees C	7.4	Std. Units	0.10	11/12/21 16:32	H3
SM 5310C	Dissolved Organic Carbon	2.2	mg/L	1.0	11/23/21 20:02	

This report shall not be reproduced, except in full,
without the written consent of Pace Analytical Services, LLC.

Pace Analytical Services, LLC
7726 Moller Road
Indianapolis, IN 46268
(317)228-3100

ANALYTICAL RESULTS

Project: Eagle Valley P1R1
Pace Project No.: 50302482

Sample: MW-1S **Lab ID: 50302482001** Collected: 11/09/21 14:00 Received: 11/10/21 12:15 Matrix: Water

Parameters	Results	Units	Report Limit	DF	Prepared	Analyzed	CAS No.	Qual
9056 IC Anions	Analytical Method: EPA 9056							
	Pace Analytical Services - Indianapolis							
Chloride	**31.8**	mg/L	25.0	100		11/15/21 19:09	16887-00-6	
Fluoride	**0.13**	mg/L	0.10	1		11/12/21 13:18	16984-48-8	
Sulfate	**262**	mg/L	25.0	100		11/15/21 19:09	14808-79-8	
6010 MET ICP	Analytical Method: EPA 6010 Preparation Method: EPA 3010							
	Pace Analytical Services - Indianapolis							
Aluminum	ND	ug/L	200	1	11/18/21 06:25	11/19/21 15:27	7429-90-5	
Barium	**73.7**	ug/L	10.0	1	11/18/21 06:25	11/19/21 15:27	7440-39-3	
Boron	**3030**	ug/L	100	1	11/18/21 06:25	11/19/21 15:27	7440-42-8	
Calcium	**218000**	ug/L	2000	2	11/18/21 06:25	11/20/21 18:03	7440-70-2	
Iron	**142**	ug/L	100	1	11/18/21 06:25	11/19/21 15:27	7439-89-6	
Lithium	**99.8**	ug/L	20.0	1	11/18/21 06:25	11/19/21 15:27	7439-93-2	
Magnesium	**49200**	ug/L	1000	1	11/18/21 06:25	11/19/21 15:27	7439-95-4	
Manganese	**13.0**	ug/L	10.0	1	11/18/21 06:25	11/19/21 15:27	7439-96-5	
Molybdenum	**24.4**	ug/L	10.0	1	11/18/21 06:25	11/19/21 15:27	7439-98-7	
Potassium	**7790**	ug/L	1000	1	11/18/21 06:25	11/19/21 15:27	7440-09-7	
Silica	**14000**	ug/L	450	1	11/18/21 06:25	11/19/21 15:27	7631-86-9	N2
Sodium	**48000**	ug/L	1000	1	11/18/21 06:25	11/19/21 15:27	7440-23-5	
6010 MET ICP, Dissolved	Analytical Method: EPA 6010 Preparation Method: EPA 3010							
	Pace Analytical Services - Indianapolis							
Manganese, Dissolved	ND	ug/L	10.0	1	11/16/21 13:39	11/16/21 23:33	7439-96-5	
Molybdenum, Dissolved	**21.4**	ug/L	10.0	1	11/16/21 13:39	11/16/21 23:33	7439-98-7	
6020 MET ICPMS	Analytical Method: EPA 6020 Preparation Method: EPA 200.2							
	Pace Analytical Services - Indianapolis							
Antimony	**1.8**	ug/L	1.0	1	11/11/21 18:08	11/13/21 13:42	7440-36-0	
Arsenic	**4.1**	ug/L	1.0	1	11/11/21 18:08	11/13/21 13:42	7440-38-2	
Cobalt	ND	ug/L	1.0	1	11/11/21 18:08	11/13/21 13:42	7440-48-4	
Selenium	**21.7**	ug/L	1.0	1	11/11/21 18:08	11/13/21 13:42	7782-49-2	
2320B Alkalinity	Analytical Method: SM 2320B							
	Pace Analytical Services - Indianapolis							
Alkalinity, Total as CaCO3	**486**	mg/L	2.0	1		11/13/21 15:11		
Alkalinity,Bicarbonate (CaCO3)	**486**	mg/L	2.0	1		11/13/21 15:11		
Alkalinity,Carbonate (CaCO3)	ND	mg/L	2.0	1		11/13/21 15:11		
2540C Total Dissolved Solids	Analytical Method: SM 2540C							
	Pace Analytical Services - Indianapolis							
Total Dissolved Solids	**950**	mg/L	20.0	1		11/12/21 09:03		
4500H+ pH, Electrometric	Analytical Method: SM 4500-H+B							
	Pace Analytical Services - Indianapolis							
pH at 25 Degrees C	**7.1**	Std. Units	0.10	1		11/12/21 16:33		H3

REPORT OF LABORATORY ANALYSIS

This report shall not be reproduced, except in full,
without the written consent of Pace Analytical Services, LLC.

Pace Analytical Services, LLC
7726 Moller Road
Indianapolis, IN 46268
(317)228-3100

ANALYTICAL RESULTS

Project: Eagle Valley P1R1
Pace Project No.: 50302482

Sample: MW-1S **Lab ID: 50302482001** Collected: 11/09/21 14:00 Received: 11/10/21 12:15 Matrix: Water

Parameters	Results	Units	Report Limit	DF	Prepared	Analyzed	CAS No.	Qual
4500S2D Sulfide Water	Analytical Method: SM 4500-S2-D Pace Analytical Services - Indianapolis							
Sulfide	ND	mg/L	0.10	1		11/11/21 16:14	18496-25-8	
353.2 Nitrogen, NO2/NO3 unpres	Analytical Method: EPA 353.2 Pace Analytical Services - Indianapolis							
Nitrogen, Nitrate	**1.3**	mg/L	0.10	1		11/10/21 15:12	14797-55-8	
Nitrogen, Nitrite	ND	mg/L	0.10	1		11/10/21 15:12	14797-65-0	
365.1 Total Phosphorus	Analytical Method: EPA 365.1 Preparation Method: EPA 365.1 Pace Analytical Services - Indianapolis							
Phosphate as P04	ND	mg/L	0.15	1	11/17/21 12:00	11/18/21 18:45		
5310C TOC	Analytical Method: SM 5310C Pace Analytical Services - Indianapolis							
Total Organic Carbon	ND	mg/L	1.0	1		11/23/21 14:53	7440-44-0	
5310C Dissolved Organic Carbon	Analytical Method: SM 5310C Pace Analytical Services - Indianapolis							
Dissolved Organic Carbon	**1.1**	mg/L	1.0	1		11/23/21 18:00		

This report shall not be reproduced, except in full,
without the written consent of Pace Analytical Services, LLC.

Pace Analytical Services, LLC
7726 Moller Road
Indianapolis, IN 46268
(317)228-3100

ANALYTICAL RESULTS

Project: Eagle Valley P1R1
Pace Project No.: 50302482

Sample: MW-1I **Lab ID: 50302482002** Collected: 11/09/21 12:30 Received: 11/10/21 12:15 Matrix: Water

Parameters	Results	Units	Report Limit	DF	Prepared	Analyzed	CAS No.	Qual
9056 IC Anions	Analytical Method: EPA 9056							
	Pace Analytical Services - Indianapolis							
Chloride	**74.0**	mg/L	25.0	100		11/18/21 02:56	16887-00-6	
Fluoride	**0.28**	mg/L	0.10	1		11/12/21 16:00	16984-48-8	
Sulfate	**71.8**	mg/L	25.0	100		11/18/21 02:56	14808-79-8	
6010 MET ICP	Analytical Method: EPA 6010 Preparation Method: EPA 3010							
	Pace Analytical Services - Indianapolis							
Aluminum	ND	ug/L	200	1	11/18/21 06:25	11/19/21 15:30	7429-90-5	
Barium	**50.4**	ug/L	10.0	1	11/18/21 06:25	11/19/21 15:30	7440-39-3	
Boron	**970**	ug/L	100	1	11/18/21 06:25	11/19/21 15:30	7440-42-8	
Calcium	**74600**	ug/L	1000	1	11/18/21 06:25	11/19/21 15:30	7440-70-2	
Iron	ND	ug/L	100	1	11/18/21 06:25	11/19/21 15:30	7439-89-6	
Lithium	**92.5**	ug/L	20.0	1	11/18/21 06:25	11/19/21 15:30	7439-93-2	
Magnesium	**22800**	ug/L	1000	1	11/18/21 06:25	11/19/21 15:30	7439-95-4	
Manganese	**225**	ug/L	10.0	1	11/18/21 06:25	11/19/21 15:30	7439-96-5	
Molybdenum	**107**	ug/L	10.0	1	11/18/21 06:25	11/19/21 15:30	7439-98-7	
Potassium	**7690**	ug/L	1000	1	11/18/21 06:25	11/19/21 15:30	7440-09-7	
Silica	**9230**	ug/L	450	1	11/18/21 06:25	11/19/21 15:30	7631-86-9	N2
Sodium	**71200**	ug/L	1000	1	11/18/21 06:25	11/19/21 15:30	7440-23-5	
6010 MET ICP, Dissolved	Analytical Method: EPA 6010 Preparation Method: EPA 3010							
	Pace Analytical Services - Indianapolis							
Manganese, Dissolved	**211**	ug/L	10.0	1	11/16/21 13:39	11/16/21 23:35	7439-96-5	
Molybdenum, Dissolved	**98.9**	ug/L	10.0	1	11/16/21 13:39	11/16/21 23:35	7439-98-7	
6020 MET ICPMS	Analytical Method: EPA 6020 Preparation Method: EPA 200.2							
	Pace Analytical Services - Indianapolis							
Antimony	ND	ug/L	1.0	1	11/11/21 18:08	11/13/21 13:46	7440-36-0	
Arsenic	ND	ug/L	1.0	1	11/11/21 18:08	11/13/21 13:46	7440-38-2	
Cobalt	ND	ug/L	1.0	1	11/11/21 18:08	11/13/21 13:46	7440-48-4	
Selenium	ND	ug/L	1.0	1	11/11/21 18:08	11/13/21 13:46	7782-49-2	
2320B Alkalinity	Analytical Method: SM 2320B							
	Pace Analytical Services - Indianapolis							
Alkalinity, Total as CaCO3	**242**	mg/L	2.0	1		11/13/21 15:11		
Alkalinity,Bicarbonate (CaCO3)	**240**	mg/L	2.0	1		11/13/21 15:11		
Alkalinity,Carbonate (CaCO3)	**2.6**	mg/L	2.0	1		11/13/21 15:11		
2540C Total Dissolved Solids	Analytical Method: SM 2540C							
	Pace Analytical Services - Indianapolis							
Total Dissolved Solids	**460**	mg/L	10.0	1		11/12/21 09:03		
4500H+ pH, Electrometric	Analytical Method: SM 4500-H+B							
	Pace Analytical Services - Indianapolis							
pH at 25 Degrees C	**7.6**	Std. Units	0.10	1		11/12/21 16:32		H3

REPORT OF LABORATORY ANALYSIS

This report shall not be reproduced, except in full,
without the written consent of Pace Analytical Services, LLC.

Pace Analytical Services, LLC
7726 Moller Road
Indianapolis, IN 46268
(317)228-3100

ANALYTICAL RESULTS

Project: Eagle Valley P1R1
Pace Project No.: 50302482

Sample: MW-1I **Lab ID: 50302482002** Collected: 11/09/21 12:30 Received: 11/10/21 12:15 Matrix: Water

Parameters	Results	Units	Report Limit	DF	Prepared	Analyzed	CAS No.	Qual
4500S2D Sulfide Water	Analytical Method: SM 4500-S2-D Pace Analytical Services - Indianapolis							
Sulfide	ND	mg/L	0.10	1		11/11/21 16:14	18496-25-8	
353.2 Nitrogen, NO2/NO3 unpres	Analytical Method: EPA 353.2 Pace Analytical Services - Indianapolis							
Nitrogen, Nitrate	ND	mg/L	0.10	1		11/10/21 15:14	14797-55-8	
Nitrogen, Nitrite	ND	mg/L	0.10	1		11/10/21 15:14	14797-65-0	
365.1 Total Phosphorus	Analytical Method: EPA 365.1 Preparation Method: EPA 365.1 Pace Analytical Services - Indianapolis							
Phosphate as P04	ND	mg/L	0.15	1	11/17/21 12:00	11/18/21 18:47		
5310C TOC	Analytical Method: SM 5310C Pace Analytical Services - Indianapolis							
Total Organic Carbon	ND	mg/L	1.0	1		11/23/21 15:03	7440-44-0	
5310C Dissolved Organic Carbon	Analytical Method: SM 5310C Pace Analytical Services - Indianapolis							
Dissolved Organic Carbon	**1.2**	mg/L	1.0	1		11/23/21 18:19		

This report shall not be reproduced, except in full,
without the written consent of Pace Analytical Services, LLC.

Pace Analytical Services, LLC
7726 Moller Road
Indianapolis, IN 46268
(317)228-3100

ANALYTICAL RESULTS

Project: Eagle Valley P1R1
Pace Project No.: 50302482

Sample: MW-1D **Lab ID: 50302482003** Collected: 11/09/21 14:55 Received: 11/10/21 12:15 Matrix: Water

Parameters	Results	Units	Report Limit	DF	Prepared	Analyzed	CAS No.	Qual
9056 IC Anions	Analytical Method: EPA 9056							
	Pace Analytical Services - Indianapolis							
Chloride	**88.2**	mg/L	25.0	100		11/18/21 03:12	16887-00-6	
Fluoride	**0.30**	mg/L	0.10	1		11/12/21 16:42	16984-48-8	
Sulfate	**102**	mg/L	25.0	100		11/18/21 03:12	14808-79-8	
6010 MET ICP	Analytical Method: EPA 6010 Preparation Method: EPA 3010							
	Pace Analytical Services - Indianapolis							
Aluminum	ND	ug/L	200	1	11/18/21 06:25	11/19/21 15:32	7429-90-5	
Barium	**58.8**	ug/L	10.0	1	11/18/21 06:25	11/19/21 15:32	7440-39-3	
Boron	**910**	ug/L	100	1	11/18/21 06:25	11/19/21 15:32	7440-42-8	
Calcium	**76100**	ug/L	1000	1	11/18/21 06:25	11/19/21 15:32	7440-70-2	
Iron	**799**	ug/L	100	1	11/18/21 06:25	11/19/21 15:32	7439-89-6	
Lithium	**93.6**	ug/L	20.0	1	11/18/21 06:25	11/19/21 15:32	7439-93-2	
Magnesium	**20000**	ug/L	1000	1	11/18/21 06:25	11/19/21 15:32	7439-95-4	
Manganese	**320**	ug/L	10.0	1	11/18/21 06:25	11/19/21 15:32	7439-96-5	
Molybdenum	**112**	ug/L	10.0	1	11/18/21 06:25	11/19/21 15:32	7439-98-7	
Potassium	**7770**	ug/L	1000	1	11/18/21 06:25	11/19/21 15:32	7440-09-7	
Silica	**9390**	ug/L	450	1	11/18/21 06:25	11/19/21 15:32	7631-86-9	N2
Sodium	**78100**	ug/L	1000	1	11/18/21 06:25	11/19/21 15:32	7440-23-5	
6010 MET ICP, Dissolved	Analytical Method: EPA 6010 Preparation Method: EPA 3010							
	Pace Analytical Services - Indianapolis							
Manganese, Dissolved	**289**	ug/L	10.0	1	11/16/21 13:39	11/16/21 23:37	7439-96-5	
Molybdenum, Dissolved	**102**	ug/L	10.0	1	11/16/21 13:39	11/16/21 23:37	7439-98-7	
6020 MET ICPMS	Analytical Method: EPA 6020 Preparation Method: EPA 200.2							
	Pace Analytical Services - Indianapolis							
Antimony	ND	ug/L	1.0	1	11/11/21 18:08	11/13/21 13:50	7440-36-0	
Arsenic	**2.1**	ug/L	1.0	1	11/11/21 18:08	11/13/21 13:50	7440-38-2	
Cobalt	ND	ug/L	1.0	1	11/11/21 18:08	11/13/21 13:50	7440-48-4	
Selenium	ND	ug/L	1.0	1	11/11/21 18:08	11/13/21 13:50	7782-49-2	
2320B Alkalinity	Analytical Method: SM 2320B							
	Pace Analytical Services - Indianapolis							
Alkalinity, Total as CaCO3	**224**	mg/L	2.0	1		11/13/21 15:11		
Alkalinity,Bicarbonate (CaCO3)	**224**	mg/L	2.0	1		11/13/21 15:11		
Alkalinity,Carbonate (CaCO3)	ND	mg/L	2.0	1		11/13/21 15:11		
2540C Total Dissolved Solids	Analytical Method: SM 2540C							
	Pace Analytical Services - Indianapolis							
Total Dissolved Solids	**485**	mg/L	10.0	1		11/12/21 09:03		
4500H+ pH, Electrometric	Analytical Method: SM 4500-H+B							
	Pace Analytical Services - Indianapolis							
pH at 25 Degrees C	**7.6**	Std. Units	0.10	1		11/12/21 16:36		H3

REPORT OF LABORATORY ANALYSIS

This report shall not be reproduced, except in full,
without the written consent of Pace Analytical Services, LLC.

Pace Analytical Services, LLC
7726 Moller Road
Indianapolis, IN 46268
(317)228-3100

ANALYTICAL RESULTS

Project: Eagle Valley P1R1
Pace Project No.: 50302482

Sample: MW-1D **Lab ID: 50302482003** Collected: 11/09/21 14:55 Received: 11/10/21 12:15 Matrix: Water

Parameters	Results	Units	Report Limit	DF	Prepared	Analyzed	CAS No.	Qual
4500S2D Sulfide Water	Analytical Method: SM 4500-S2-D Pace Analytical Services - Indianapolis							
Sulfide	ND	mg/L	0.10	1		11/11/21 16:14	18496-25-8	
353.2 Nitrogen, NO2/NO3 unpres	Analytical Method: EPA 353.2 Pace Analytical Services - Indianapolis							
Nitrogen, Nitrate	ND	mg/L	0.10	1		11/10/21 15:16	14797-55-8	
Nitrogen, Nitrite	ND	mg/L	0.10	1		11/10/21 15:16	14797-65-0	
365.1 Total Phosphorus	Analytical Method: EPA 365.1 Preparation Method: EPA 365.1 Pace Analytical Services - Indianapolis							
Phosphate as P04	ND	mg/L	0.15	1	11/17/21 12:00	11/18/21 18:47		
5310C TOC	Analytical Method: SM 5310C Pace Analytical Services - Indianapolis							
Total Organic Carbon	ND	mg/L	1.0	1		11/23/21 15:13	7440-44-0	
5310C Dissolved Organic Carbon	Analytical Method: SM 5310C Pace Analytical Services - Indianapolis							
Dissolved Organic Carbon	**1.2**	mg/L	1.0	1		11/23/21 18:38		

REPORT OF LABORATORY ANALYSIS

This report shall not be reproduced, except in full,
without the written consent of Pace Analytical Services, LLC.

Pace Analytical Services, LLC
7726 Moller Road
Indianapolis, IN 46268
(317)228-3100

ANALYTICAL RESULTS

Project: Eagle Valley P1R1
Pace Project No.: 50302482

Sample: DUP **Lab ID: 50302482004** Collected: 11/09/21 08:00 Received: 11/10/21 12:15 Matrix: Water

Parameters	Results	Units	Report Limit	DF	Prepared	Analyzed	CAS No.	Qual
9056 IC Anions	Analytical Method: EPA 9056							
	Pace Analytical Services - Indianapolis							
Chloride	**78.3**	mg/L	2.5	10		11/18/21 03:27	16887-00-6	
Fluoride	**0.27**	mg/L	0.10	1		11/12/21 17:20	16984-48-8	
Sulfate	**75.6**	mg/L	2.5	10		11/18/21 03:27	14808-79-8	
6010 MET ICP	Analytical Method: EPA 6010 Preparation Method: EPA 3010							
	Pace Analytical Services - Indianapolis							
Aluminum	ND	ug/L	200	1	11/18/21 06:25	11/19/21 15:34	7429-90-5	
Barium	**50.2**	ug/L	10.0	1	11/18/21 06:25	11/19/21 15:34	7440-39-3	
Boron	**966**	ug/L	100	1	11/18/21 06:25	11/19/21 15:34	7440-42-8	
Calcium	**74100**	ug/L	1000	1	11/18/21 06:25	11/19/21 15:34	7440-70-2	
Iron	ND	ug/L	100	1	11/18/21 06:25	11/19/21 15:34	7439-89-6	
Lithium	**88.8**	ug/L	20.0	1	11/18/21 06:25	11/19/21 15:34	7439-93-2	
Magnesium	**22800**	ug/L	1000	1	11/18/21 06:25	11/19/21 15:34	7439-95-4	
Manganese	**223**	ug/L	10.0	1	11/18/21 06:25	11/19/21 15:34	7439-96-5	
Molybdenum	**107**	ug/L	10.0	1	11/18/21 06:25	11/19/21 15:34	7439-98-7	
Potassium	**7680**	ug/L	1000	1	11/18/21 06:25	11/19/21 15:34	7440-09-7	
Silica	**9170**	ug/L	450	1	11/18/21 06:25	11/19/21 15:34	7631-86-9	N2
Sodium	**70900**	ug/L	1000	1	11/18/21 06:25	11/19/21 15:34	7440-23-5	
6010 MET ICP, Dissolved	Analytical Method: EPA 6010 Preparation Method: EPA 3010							
	Pace Analytical Services - Indianapolis							
Manganese, Dissolved	**212**	ug/L	10.0	1	11/16/21 13:39	11/16/21 23:39	7439-96-5	
Molybdenum, Dissolved	**100**	ug/L	10.0	1	11/16/21 13:39	11/16/21 23:39	7439-98-7	
6020 MET ICPMS	Analytical Method: EPA 6020 Preparation Method: EPA 200.2							
	Pace Analytical Services - Indianapolis							
Antimony	ND	ug/L	1.0	1	11/11/21 18:08	11/13/21 13:54	7440-36-0	
Arsenic	ND	ug/L	1.0	1	11/11/21 18:08	11/13/21 13:54	7440-38-2	
Cobalt	ND	ug/L	1.0	1	11/11/21 18:08	11/13/21 13:54	7440-48-4	
Selenium	ND	ug/L	1.0	1	11/11/21 18:08	11/13/21 13:54	7782-49-2	
2320B Alkalinity	Analytical Method: SM 2320B							
	Pace Analytical Services - Indianapolis							
Alkalinity, Total as CaCO3	**236**	mg/L	2.0	1		11/13/21 15:11		
Alkalinity,Bicarbonate (CaCO3)	**230**	mg/L	2.0	1		11/13/21 15:11		
Alkalinity,Carbonate (CaCO3)	**6.2**	mg/L	2.0	1		11/13/21 15:11		
2540C Total Dissolved Solids	Analytical Method: SM 2540C							
	Pace Analytical Services - Indianapolis							
Total Dissolved Solids	**476**	mg/L	10.0	1		11/12/21 09:04		
4500H+ pH, Electrometric	Analytical Method: SM 4500-H+B							
	Pace Analytical Services - Indianapolis							
pH at 25 Degrees C	**7.6**	Std. Units	0.10	1		11/12/21 16:36		H3

REPORT OF LABORATORY ANALYSIS

This report shall not be reproduced, except in full,
without the written consent of Pace Analytical Services, LLC.

Pace Analytical Services, LLC
7726 Moller Road
Indianapolis, IN 46268
(317)228-3100

ANALYTICAL RESULTS

Project: Eagle Valley P1R1
Pace Project No.: 50302482

Sample: DUP **Lab ID: 50302482004** Collected: 11/09/21 08:00 Received: 11/10/21 12:15 Matrix: Water

Parameters	Results	Units	Report Limit	DF	Prepared	Analyzed	CAS No.	Qual
4500S2D Sulfide Water	Analytical Method: SM 4500-S2-D Pace Analytical Services - Indianapolis							
Sulfide	ND	mg/L	0.10	1		11/11/21 16:14	18496-25-8	
353.2 Nitrogen, NO2/NO3 unpres	Analytical Method: EPA 353.2 Pace Analytical Services - Indianapolis							
Nitrogen, Nitrate	ND	mg/L	0.10	1		11/10/21 15:18	14797-55-8	
Nitrogen, Nitrite	ND	mg/L	0.10	1		11/10/21 15:18	14797-65-0	
365.1 Total Phosphorus	Analytical Method: EPA 365.1 Preparation Method: EPA 365.1 Pace Analytical Services - Indianapolis							
Phosphate as P04	ND	mg/L	0.15	1	11/17/21 12:00	11/18/21 18:48		
5310C TOC	Analytical Method: SM 5310C Pace Analytical Services - Indianapolis							
Total Organic Carbon	ND	mg/L	1.0	1		11/23/21 15:23	7440-44-0	
5310C Dissolved Organic Carbon	Analytical Method: SM 5310C Pace Analytical Services - Indianapolis							
Dissolved Organic Carbon	**1.0**	mg/L	1.0	1		11/23/21 18:58		

REPORT OF LABORATORY ANALYSIS

This report shall not be reproduced, except in full,
without the written consent of Pace Analytical Services, LLC.

Pace Analytical Services, LLC
7726 Moller Road
Indianapolis, IN 46268
(317)228-3100

ANALYTICAL RESULTS

Project: Eagle Valley P1R1
Pace Project No.: 50302482

Sample: MW-6S **Lab ID: 50302482005** Collected: 11/09/21 13:04 Received: 11/10/21 12:15 Matrix: Water

Parameters	Results	Units	Report Limit	DF	Prepared	Analyzed	CAS No.	Qual
9056 IC Anions	Analytical Method: EPA 9056							
	Pace Analytical Services - Indianapolis							
Chloride	**802**	mg/L	25.0	100		11/18/21 03:43	16887-00-6	
Fluoride	**0.25**	mg/L	0.10	1		11/12/21 19:23	16984-48-8	
Sulfate	**2170**	mg/L	25.0	100		11/18/21 03:43	14808-79-8	
6010 MET ICP	Analytical Method: EPA 6010 Preparation Method: EPA 3010							
	Pace Analytical Services - Indianapolis							
Aluminum	ND	ug/L	200	1	11/18/21 06:25	11/19/21 15:36	7429-90-5	
Barium	**86.4**	ug/L	10.0	1	11/18/21 06:25	11/19/21 15:36	7440-39-3	
Boron	**4110**	ug/L	100	1	11/18/21 06:25	11/19/21 15:36	7440-42-8	
Calcium	**142000**	ug/L	1000	1	11/18/21 06:25	11/19/21 15:36	7440-70-2	
Iron	ND	ug/L	100	1	11/18/21 06:25	11/19/21 15:36	7439-89-6	
Lithium	**91.6**	ug/L	20.0	1	11/18/21 06:25	11/19/21 15:36	7439-93-2	
Magnesium	**29200**	ug/L	1000	1	11/18/21 06:25	11/19/21 15:36	7439-95-4	
Manganese	**55.4**	ug/L	10.0	1	11/18/21 06:25	11/19/21 15:36	7439-96-5	
Molybdenum	**161**	ug/L	10.0	1	11/18/21 06:25	11/19/21 15:36	7439-98-7	
Potassium	**9070**	ug/L	1000	1	11/18/21 06:25	11/19/21 15:36	7440-09-7	
Silica	**12000**	ug/L	450	1	11/18/21 06:25	11/19/21 15:36	7631-86-9	N2
Sodium	**96000**	ug/L	1000	1	11/18/21 06:25	11/19/21 15:36	7440-23-5	
6010 MET ICP, Dissolved	Analytical Method: EPA 6010 Preparation Method: EPA 3010							
	Pace Analytical Services - Indianapolis							
Manganese, Dissolved	**26.3**	ug/L	10.0	1	11/16/21 13:39	11/16/21 23:42	7439-96-5	
Molybdenum, Dissolved	**150**	ug/L	10.0	1	11/16/21 13:39	11/16/21 23:42	7439-98-7	
6020 MET ICPMS	Analytical Method: EPA 6020 Preparation Method: EPA 200.2							
	Pace Analytical Services - Indianapolis							
Antimony	**1.2**	ug/L	1.0	1	11/11/21 18:08	11/13/21 13:58	7440-36-0	
Arsenic	ND	ug/L	1.0	1	11/11/21 18:08	11/13/21 13:58	7440-38-2	
Cobalt	ND	ug/L	1.0	1	11/11/21 18:08	11/13/21 13:58	7440-48-4	
Selenium	**2.2**	ug/L	1.0	1	11/11/21 18:08	11/13/21 13:58	7782-49-2	
2320B Alkalinity	Analytical Method: SM 2320B							
	Pace Analytical Services - Indianapolis							
Alkalinity, Total as CaCO3	**340**	mg/L	2.0	1		11/13/21 15:11		
Alkalinity,Bicarbonate (CaCO3)	**340**	mg/L	2.0	1		11/13/21 15:11		
Alkalinity,Carbonate (CaCO3)	ND	mg/L	2.0	1		11/13/21 15:11		
2540C Total Dissolved Solids	Analytical Method: SM 2540C							
	Pace Analytical Services - Indianapolis							
Total Dissolved Solids	**726**	mg/L	20.0	1		11/12/21 09:09		
4500H+ pH, Electrometric	Analytical Method: SM 4500-H+B							
	Pace Analytical Services - Indianapolis							
pH at 25 Degrees C	**7.3**	Std. Units	0.10	1		11/12/21 16:33		H3

REPORT OF LABORATORY ANALYSIS

This report shall not be reproduced, except in full,
without the written consent of Pace Analytical Services, LLC.

Pace Analytical Services, LLC
7726 Moller Road
Indianapolis, IN 46268
(317)228-3100

ANALYTICAL RESULTS

Project: Eagle Valley P1R1
Pace Project No.: 50302482

Sample: MW-6S **Lab ID: 50302482005** Collected: 11/09/21 13:04 Received: 11/10/21 12:15 Matrix: Water

Parameters	Results	Units	Report Limit	DF	Prepared	Analyzed	CAS No.	Qual
4500S2D Sulfide Water	Analytical Method: SM 4500-S2-D Pace Analytical Services - Indianapolis							
Sulfide	ND	mg/L	0.10	1		11/11/21 16:14	18496-25-8	
353.2 Nitrogen, NO2/NO3 unpres	Analytical Method: EPA 353.2 Pace Analytical Services - Indianapolis							
Nitrogen, Nitrate	ND	mg/L	0.10	1		11/10/21 15:19	14797-55-8	
Nitrogen, Nitrite	ND	mg/L	0.10	1		11/10/21 15:19	14797-65-0	
365.1 Total Phosphorus	Analytical Method: EPA 365.1 Preparation Method: EPA 365.1 Pace Analytical Services - Indianapolis							
Phosphate as P04	ND	mg/L	0.15	1	11/17/21 12:00	11/18/21 18:48		
5310C TOC	Analytical Method: SM 5310C Pace Analytical Services - Indianapolis							
Total Organic Carbon	ND	mg/L	1.0	1		11/23/21 15:33	7440-44-0	
5310C Dissolved Organic Carbon	Analytical Method: SM 5310C Pace Analytical Services - Indianapolis							
Dissolved Organic Carbon	**1.1**	mg/L	1.0	1		11/23/21 19:23		

REPORT OF LABORATORY ANALYSIS

This report shall not be reproduced, except in full,
without the written consent of Pace Analytical Services, LLC.

Pace Analytical Services, LLC
7726 Moller Road
Indianapolis, IN 46268
(317)228-3100

ANALYTICAL RESULTS

Project: Eagle Valley P1R1
Pace Project No.: 50302482

Sample: MW-6I **Lab ID: 50302482006** Collected: 11/09/21 14:01 Received: 11/10/21 12:15 Matrix: Water

Parameters	Results	Units	Report Limit	DF	Prepared	Analyzed	CAS No.	Qual
9056 IC Anions	Analytical Method: EPA 9056							
	Pace Analytical Services - Indianapolis							
Chloride	**837**	mg/L	25.0	100		11/12/21 20:01	16887-00-6	
Fluoride	**0.27**	mg/L	0.10	1		11/12/21 19:42	16984-48-8	
Sulfate	**1480**	mg/L	25.0	100		11/12/21 20:01	14808-79-8	
6010 MET ICP	Analytical Method: EPA 6010 Preparation Method: EPA 3010							
	Pace Analytical Services - Indianapolis							
Aluminum	ND	ug/L	200	1	11/18/21 06:25	11/19/21 15:42	7429-90-5	
Barium	**65.0**	ug/L	10.0	1	11/18/21 06:25	11/19/21 15:42	7440-39-3	
Boron	**2860**	ug/L	100	1	11/18/21 06:25	11/19/21 15:42	7440-42-8	
Calcium	**106000**	ug/L	1000	1	11/18/21 06:25	11/19/21 15:42	7440-70-2	
Iron	ND	ug/L	100	1	11/18/21 06:25	11/19/21 15:42	7439-89-6	
Lithium	**115**	ug/L	20.0	1	11/18/21 06:25	11/19/21 15:42	7439-93-2	
Magnesium	**21300**	ug/L	1000	1	11/18/21 06:25	11/19/21 15:42	7439-95-4	
Manganese	**59.6**	ug/L	10.0	1	11/18/21 06:25	11/19/21 15:42	7439-96-5	
Molybdenum	**219**	ug/L	10.0	1	11/18/21 06:25	11/19/21 15:42	7439-98-7	
Potassium	**13500**	ug/L	1000	1	11/18/21 06:25	11/19/21 15:42	7440-09-7	
Silica	**10600**	ug/L	450	1	11/18/21 06:25	11/19/21 15:42	7631-86-9	N2
Sodium	**79400**	ug/L	1000	1	11/18/21 06:25	11/19/21 15:42	7440-23-5	
6010 MET ICP, Dissolved	Analytical Method: EPA 6010 Preparation Method: EPA 3010							
	Pace Analytical Services - Indianapolis							
Manganese, Dissolved	**54.5**	ug/L	10.0	1	11/16/21 13:39	11/16/21 23:44	7439-96-5	
Molybdenum, Dissolved	**206**	ug/L	10.0	1	11/16/21 13:39	11/16/21 23:44	7439-98-7	
6020 MET ICPMS	Analytical Method: EPA 6020 Preparation Method: EPA 200.2							
	Pace Analytical Services - Indianapolis							
Antimony	ND	ug/L	1.0	1	11/11/21 18:08	11/13/21 14:02	7440-36-0	
Arsenic	ND	ug/L	1.0	1	11/11/21 18:08	11/13/21 14:02	7440-38-2	
Cobalt	ND	ug/L	1.0	1	11/11/21 18:08	11/13/21 14:02	7440-48-4	
Selenium	ND	ug/L	1.0	1	11/11/21 18:08	11/13/21 14:02	7782-49-2	
2320B Alkalinity	Analytical Method: SM 2320B							
	Pace Analytical Services - Indianapolis							
Alkalinity, Total as CaCO3	**253**	mg/L	2.0	1		11/13/21 15:11		
Alkalinity,Bicarbonate (CaCO3)	**253**	mg/L	2.0	1		11/13/21 15:11		
Alkalinity,Carbonate (CaCO3)	ND	mg/L	2.0	1		11/13/21 15:11		
2540C Total Dissolved Solids	Analytical Method: SM 2540C							
	Pace Analytical Services - Indianapolis							
Total Dissolved Solids	**594**	mg/L	10.0	1		11/12/21 09:09		
4500H+ pH, Electrometric	Analytical Method: SM 4500-H+B							
	Pace Analytical Services - Indianapolis							
pH at 25 Degrees C	**7.5**	Std. Units	0.10	1		11/12/21 16:35		H3

REPORT OF LABORATORY ANALYSIS

This report shall not be reproduced, except in full,
without the written consent of Pace Analytical Services, LLC.

Pace Analytical Services, LLC
7726 Moller Road
Indianapolis, IN 46268
(317)228-3100

ANALYTICAL RESULTS

Project: Eagle Valley P1R1
Pace Project No.: 50302482

Sample: MW-6I **Lab ID: 50302482006** Collected: 11/09/21 14:01 Received: 11/10/21 12:15 Matrix: Water

Parameters	Results	Units	Report Limit	DF	Prepared	Analyzed	CAS No.	Qual
4500S2D Sulfide Water	Analytical Method: SM 4500-S2-D Pace Analytical Services - Indianapolis							
Sulfide	ND	mg/L	0.10	1		11/11/21 16:14	18496-25-8	
353.2 Nitrogen, NO2/NO3 unpres	Analytical Method: EPA 353.2 Pace Analytical Services - Indianapolis							
Nitrogen, Nitrate	ND	mg/L	0.10	1		11/10/21 15:21	14797-55-8	
Nitrogen, Nitrite	ND	mg/L	0.10	1		11/10/21 15:21	14797-65-0	
365.1 Total Phosphorus	Analytical Method: EPA 365.1 Preparation Method: EPA 365.1 Pace Analytical Services - Indianapolis							
Phosphate as P04	ND	mg/L	0.15	1	11/17/21 12:00	11/18/21 18:49		
5310C TOC	Analytical Method: SM 5310C Pace Analytical Services - Indianapolis							
Total Organic Carbon	ND	mg/L	1.0	1		11/23/21 15:43	7440-44-0	
5310C Dissolved Organic Carbon	Analytical Method: SM 5310C Pace Analytical Services - Indianapolis							
Dissolved Organic Carbon	**1.5**	mg/L	1.0	1		11/23/21 19:43		

REPORT OF LABORATORY ANALYSIS

This report shall not be reproduced, except in full,
without the written consent of Pace Analytical Services, LLC.

Pace Analytical Services, LLC
7726 Moller Road
Indianapolis, IN 46268
(317)228-3100

ANALYTICAL RESULTS

Project: Eagle Valley P1R1
Pace Project No.: 50302482

Sample: MW-6D **Lab ID: 50302482007** Collected: 11/09/21 12:03 Received: 11/10/21 12:15 Matrix: Water

Parameters	Results	Units	Report Limit	DF	Prepared	Analyzed	CAS No.	Qual
9056 IC Anions	Analytical Method: EPA 9056							
	Pace Analytical Services - Indianapolis							
Chloride	**902**	mg/L	25.0	100		11/12/21 20:43	16887-00-6	
Fluoride	**0.18**	mg/L	0.10	1		11/12/21 20:20	16984-48-8	
Sulfate	**924**	mg/L	25.0	100		11/12/21 20:43	14808-79-8	
6010 MET ICP	Analytical Method: EPA 6010 Preparation Method: EPA 3010							
	Pace Analytical Services - Indianapolis							
Aluminum	ND	ug/L	200	1	11/18/21 06:25	11/19/21 15:44	7429-90-5	
Barium	**56.3**	ug/L	10.0	1	11/18/21 06:25	11/19/21 15:44	7440-39-3	
Boron	**3220**	ug/L	100	1	11/18/21 06:25	11/19/21 15:44	7440-42-8	
Calcium	**78200**	ug/L	1000	1	11/18/21 06:25	11/19/21 15:44	7440-70-2	
Iron	**109**	ug/L	100	1	11/18/21 06:25	11/19/21 15:44	7439-89-6	
Lithium	**86.3**	ug/L	20.0	1	11/18/21 06:25	11/19/21 15:44	7439-93-2	
Magnesium	**13700**	ug/L	1000	1	11/18/21 06:25	11/19/21 15:44	7439-95-4	
Manganese	**312**	ug/L	10.0	1	11/18/21 06:25	11/19/21 15:44	7439-96-5	
Molybdenum	**244**	ug/L	10.0	1	11/18/21 06:25	11/19/21 15:44	7439-98-7	
Potassium	**6780**	ug/L	1000	1	11/18/21 06:25	11/19/21 15:44	7440-09-7	
Silica	**11300**	ug/L	450	1	11/18/21 06:25	11/19/21 15:44	7631-86-9	N2
Sodium	**87400**	ug/L	1000	1	11/18/21 06:25	11/19/21 15:44	7440-23-5	
6010 MET ICP, Dissolved	Analytical Method: EPA 6010 Preparation Method: EPA 3010							
	Pace Analytical Services - Indianapolis							
Manganese, Dissolved	**293**	ug/L	10.0	1	11/16/21 13:39	11/16/21 23:46	7439-96-5	
Molybdenum, Dissolved	**226**	ug/L	10.0	1	11/16/21 13:39	11/16/21 23:46	7439-98-7	
6020 MET ICPMS	Analytical Method: EPA 6020 Preparation Method: EPA 200.2							
	Pace Analytical Services - Indianapolis							
Antimony	ND	ug/L	1.0	1	11/11/21 18:08	11/13/21 14:07	7440-36-0	
Arsenic	ND	ug/L	1.0	1	11/11/21 18:08	11/13/21 14:07	7440-38-2	
Cobalt	ND	ug/L	1.0	1	11/11/21 18:08	11/13/21 14:07	7440-48-4	
Selenium	ND	ug/L	1.0	1	11/11/21 18:08	11/13/21 14:07	7782-49-2	
2320B Alkalinity	Analytical Method: SM 2320B							
	Pace Analytical Services - Indianapolis							
Alkalinity, Total as CaCO3	**206**	mg/L	2.0	1		11/13/21 15:11		
Alkalinity,Bicarbonate (CaCO3)	**206**	mg/L	2.0	1		11/13/21 15:11		
Alkalinity,Carbonate (CaCO3)	ND	mg/L	2.0	1		11/13/21 15:11		
2540C Total Dissolved Solids	Analytical Method: SM 2540C							
	Pace Analytical Services - Indianapolis							
Total Dissolved Solids	**467**	mg/L	10.0	1		11/12/21 09:10		
4500H+ pH, Electrometric	Analytical Method: SM 4500-H+B							
	Pace Analytical Services - Indianapolis							
pH at 25 Degrees C	**7.4**	Std. Units	0.10	1		11/12/21 16:32		H3

REPORT OF LABORATORY ANALYSIS

This report shall not be reproduced, except in full,
without the written consent of Pace Analytical Services, LLC.

Pace Analytical Services, LLC
7726 Moller Road
Indianapolis, IN 46268
(317)228-3100

ANALYTICAL RESULTS

Project: Eagle Valley P1R1
Pace Project No.: 50302482

Sample: MW-6D **Lab ID: 50302482007** Collected: 11/09/21 12:03 Received: 11/10/21 12:15 Matrix: Water

Parameters	Results	Units	Report Limit	DF	Prepared	Analyzed	CAS No.	Qual
4500S2D Sulfide Water	Analytical Method: SM 4500-S2-D Pace Analytical Services - Indianapolis							
Sulfide	ND	mg/L	0.10	1		11/11/21 16:14	18496-25-8	
353.2 Nitrogen, NO2/NO3 unpres	Analytical Method: EPA 353.2 Pace Analytical Services - Indianapolis							
Nitrogen, Nitrate	ND	mg/L	0.10	1		11/10/21 15:23	14797-55-8	
Nitrogen, Nitrite	ND	mg/L	0.10	1		11/10/21 15:23	14797-65-0	
365.1 Total Phosphorus	Analytical Method: EPA 365.1 Preparation Method: EPA 365.1 Pace Analytical Services - Indianapolis							
Phosphate as P04	ND	mg/L	0.15	1	11/17/21 12:00	11/18/21 18:50		
5310C TOC	Analytical Method: SM 5310C Pace Analytical Services - Indianapolis							
Total Organic Carbon	ND	mg/L	1.0	1		11/23/21 15:54	7440-44-0	
5310C Dissolved Organic Carbon	Analytical Method: SM 5310C Pace Analytical Services - Indianapolis							
Dissolved Organic Carbon	**2.2**	mg/L	1.0	1		11/23/21 20:02		

REPORT OF LABORATORY ANALYSIS

This report shall not be reproduced, except in full,
without the written consent of Pace Analytical Services, LLC.

Pace Analytical Services, LLC
7726 Moller Road
Indianapolis, IN 46268
(317)228-3100

QUALITY CONTROL DATA

Project: Eagle Valley P1R1
Pace Project No.: 50302482

QC Batch: 649867 | Analysis Method: EPA 9056
QC Batch Method: EPA 9056 | Analysis Description: 9056 IC Anions
Laboratory: Pace Analytical Services - Indianapolis
Associated Lab Samples: 50302482001, 50302482002, 50302482003, 50302482004, 50302482005, 50302482006, 50302482007

METHOD BLANK: 2994743 Matrix: Water
Associated Lab Samples: 50302482001, 50302482002, 50302482003, 50302482004, 50302482005, 50302482006, 50302482007

Parameter	Units	Blank Result	Reporting Limit	Analyzed	Qualifiers
Chloride	mg/L	ND	0.25	11/12/21 11:19	
Fluoride	mg/L	ND	0.10	11/12/21 11:19	
Sulfate	mg/L	ND	0.25	11/12/21 11:19	

LABORATORY CONTROL SAMPLE: 2994744

Parameter	Units	Spike Conc.	LCS Result	LCS % Rec	% Rec Limits	Qualifiers
Chloride	mg/L	1.2	1.1	91	80-120	
Fluoride	mg/L	0.5	0.44	88	80-120	
Sulfate	mg/L	2.5	2.4	95	80-120	

MATRIX SPIKE & MATRIX SPIKE DUPLICATE: 2994746 2994747

Parameter	Units	50302482001 Result	MS Spike Conc.	MSD Spike Conc.	MS Result	MSD Result	MS % Rec	MSD % Rec	% Rec Limits	RPD	Max RPD	Qual
Chloride	mg/L	31.8	125	125	145	149	91	93	80-120	2	15	
Fluoride	mg/L	0.13	0.5	0.5	0.53	0.54	81	83	80-120	2	15	
Sulfate	mg/L	262	250	250	478	478	87	87	80-120	0	15	

Results presented on this page are in the units indicated by the "Units" column except where an alternate unit is presented to the right of the result.

REPORT OF LABORATORY ANALYSIS

This report shall not be reproduced, except in full,
without the written consent of Pace Analytical Services, LLC.

Pace Analytical Services, LLC
7726 Moller Road
Indianapolis, IN 46268
(317)228-3100

QUALITY CONTROL DATA

Project: Eagle Valley P1R1
Pace Project No.: 50302482

QC Batch: 650605
QC Batch Method: EPA 3010
Analysis Method: EPA 6010
Analysis Description: 6010 MET
Laboratory: Pace Analytical Services - Indianapolis
Associated Lab Samples: 50302482001, 50302482002, 50302482003, 50302482004, 50302482005, 50302482006, 50302482007

METHOD BLANK: 2998578 Matrix: Water
Associated Lab Samples: 50302482001, 50302482002, 50302482003, 50302482004, 50302482005, 50302482006, 50302482007

Parameter	Units	Blank Result	Reporting Limit	Analyzed	Qualifiers
Aluminum	ug/L	ND	200	11/19/21 15:23	
Barium	ug/L	ND	10.0	11/19/21 15:23	
Boron	ug/L	ND	100	11/19/21 15:23	
Calcium	ug/L	ND	1000	11/19/21 15:23	
Iron	ug/L	ND	100	11/19/21 15:23	
Lithium	ug/L	ND	20.0	11/19/21 15:23	
Magnesium	ug/L	ND	1000	11/19/21 15:23	
Manganese	ug/L	ND	10.0	11/19/21 15:23	
Molybdenum	ug/L	ND	10.0	11/19/21 15:23	
Potassium	ug/L	ND	1000	11/19/21 15:23	
Silica	ug/L	ND	450	11/19/21 15:23	N2
Sodium	ug/L	ND	1000	11/19/21 15:23	

LABORATORY CONTROL SAMPLE: 2998579

Parameter	Units	Spike Conc.	LCS Result	LCS % Rec	% Rec Limits	Qualifiers
Aluminum	ug/L	5000	4520	90	80-120	
Barium	ug/L	1000	971	97	80-120	
Boron	ug/L	1000	968	97	80-120	
Calcium	ug/L	5000	5120	102	80-120	
Iron	ug/L	2500	2860	114	80-120	
Lithium	ug/L	1000	1040	104	80-120	
Magnesium	ug/L	5000	4700	94	80-120	
Manganese	ug/L	1000	1020	102	80-120	
Molybdenum	ug/L	1000	1050	105	80-120	
Potassium	ug/L	5000	5090	102	80-120	
Silica	ug/L	5350	5090	95	80-120	N2
Sodium	ug/L	5000	4840	97	80-120	

MATRIX SPIKE & MATRIX SPIKE DUPLICATE: 2998580 2998581

Parameter	Units	50302519001 Result	MS Spike Conc.	MSD Spike Conc.	MS Result	MSD Result	MS % Rec	MSD % Rec	% Rec Limits	RPD	Max RPD	Qual
Aluminum	ug/L	356	5000	5000	5220	5390	97	101	75-125	3	20	
Barium	ug/L	74.4	1000	1000	1030	1060	95	98	75-125	3	20	
Boron	ug/L	206	1000	1000	1190	1200	98	99	75-125	1	20	
Calcium	ug/L	99900	5000	5000	104000	104000	91	91	75-125	0	20	

Results presented on this page are in the units indicated by the "Units" column except where an alternate unit is presented to the right of the result.

REPORT OF LABORATORY ANALYSIS

This report shall not be reproduced, except in full,
without the written consent of Pace Analytical Services, LLC.

Pace Analytical Services, LLC
7726 Moller Road
Indianapolis, IN 46268
(317)228-3100

QUALITY CONTROL DATA

Project: Eagle Valley P1R1
Pace Project No.: 50302482

MATRIX SPIKE & MATRIX SPIKE DUPLICATE: 2998580 2998581

Parameter	Units	50302519001 Result	MS Spike Conc.	MSD Spike Conc.	MS Result	MSD Result	MS % Rec	MSD % Rec	% Rec Limits	RPD	Max RPD	Qual
Iron	ug/L	645	2500	2500	3090	3140	98	100	75-125	2	20	
Lithium	ug/L	ND	1000	1000	1040	1080	103	107	75-125	3	20	
Magnesium	ug/L	24500	5000	5000	29200	29400	94	99	75-125	1	20	
Manganese	ug/L	22.1	1000	1000	1050	1030	102	101	75-125	2	20	
Molybdenum	ug/L	ND	1000	1000	1060	1080	106	108	75-125	1	20	
Potassium	ug/L	7180	5000	5000	12300	12500	102	106	75-125	2	20	
Silica	ug/L	10400	5350	5350	13500	9000	58	-26	75-125	40	20	N2
Sodium	ug/L	40000	5000	5000	44500	45000	90	100	75-125	1	20	

Results presented on this page are in the units indicated by the "Units" column except where an alternate unit is presented to the right of the result.

REPORT OF LABORATORY ANALYSIS

This report shall not be reproduced, except in full,
without the written consent of Pace Analytical Services, LLC.

Pace Analytical Services, LLC
7726 Moller Road
Indianapolis, IN 46268
(317)228-3100

QUALITY CONTROL DATA

Project: Eagle Valley P1R1
Pace Project No.: 50302482

QC Batch: 650496
QC Batch Method: EPA 3010
Analysis Method: EPA 6010
Analysis Description: 6010 MET Dissolved
Laboratory: Pace Analytical Services - Indianapolis
Associated Lab Samples: 50302482001, 50302482002, 50302482003, 50302482004, 50302482005, 50302482006, 50302482007

METHOD BLANK: 2998208 Matrix: Water
Associated Lab Samples: 50302482001, 50302482002, 50302482003, 50302482004, 50302482005, 50302482006, 50302482007

Parameter	Units	Blank Result	Reporting Limit	Analyzed	Qualifiers
Manganese, Dissolved	ug/L	ND	10.0	11/16/21 23:04	
Molybdenum, Dissolved	ug/L	ND	10.0	11/16/21 23:04	

LABORATORY CONTROL SAMPLE: 2998209

Parameter	Units	Spike Conc.	LCS Result	LCS % Rec	% Rec Limits	Qualifiers
Manganese, Dissolved	ug/L	1000	919	92	80-120	
Molybdenum, Dissolved	ug/L	1000	934	93	80-120	

MATRIX SPIKE & MATRIX SPIKE DUPLICATE: 2998210 2998211

Parameter	Units	50302511004 Result	MS Spike Conc.	MSD Spike Conc.	MS Result	MSD Result	MS % Rec	MSD % Rec	% Rec Limits	RPD	Max RPD	Qual
Manganese, Dissolved	ug/L	398	1000	1000	1320	1320	92	92	75-125	1	20	
Molybdenum, Dissolved	ug/L	ND	1000	1000	976	974	97	97	75-125	0	20	

Results presented on this page are in the units indicated by the "Units" column except where an alternate unit is presented to the right of the result.

REPORT OF LABORATORY ANALYSIS

This report shall not be reproduced, except in full,
without the written consent of Pace Analytical Services, LLC.

Pace Analytical Services, LLC
7726 Moller Road
Indianapolis, IN 46268
(317)228-3100

QUALITY CONTROL DATA

Project: Eagle Valley P1R1
Pace Project No.: 50302482

QC Batch: 649870 | Analysis Method: EPA 6020
QC Batch Method: EPA 200.2 | Analysis Description: 6020 MET
Laboratory: Pace Analytical Services - Indianapolis
Associated Lab Samples: 50302482001, 50302482002, 50302482003, 50302482004, 50302482005, 50302482006, 50302482007

METHOD BLANK: 2994751 Matrix: Water
Associated Lab Samples: 50302482001, 50302482002, 50302482003, 50302482004, 50302482005, 50302482006, 50302482007

Parameter	Units	Blank Result	Reporting Limit	Analyzed	Qualifiers
Antimony	ug/L	ND	1.0	11/13/21 11:58	
Arsenic	ug/L	ND	1.0	11/13/21 11:58	
Cobalt	ug/L	ND	1.0	11/13/21 11:58	
Selenium	ug/L	ND	1.0	11/13/21 11:58	

LABORATORY CONTROL SAMPLE: 2994752

Parameter	Units	Spike Conc.	LCS Result	LCS % Rec	% Rec Limits	Qualifiers
Antimony	ug/L	40	40.6	101	80-120	
Arsenic	ug/L	40	37.2	93	80-120	
Cobalt	ug/L	40	38.4	96	80-120	
Selenium	ug/L	40	36.9	92	80-120	

MATRIX SPIKE & MATRIX SPIKE DUPLICATE: 2994753 2994754

Parameter	Units	50302398002 Result	MS Spike Conc.	MSD Spike Conc.	MS Result	MSD Result	MS % Rec	MSD % Rec	% Rec Limits	RPD	Max RPD	Qual
Antimony	ug/L	<1.0	40	40	41.3	41.1	103	103	75-125	1	20	
Arsenic	ug/L	<1.0	40	40	38.8	38.4	95	94	75-125	1	20	
Cobalt	ug/L	<1.0	40	40	36.7	35.9	92	90	75-125	2	20	
Selenium	ug/L	<1.0	40	40	36.4	35.8	91	90	75-125	2	20	

Results presented on this page are in the units indicated by the "Units" column except where an alternate unit is presented to the right of the result.

REPORT OF LABORATORY ANALYSIS

This report shall not be reproduced, except in full,
without the written consent of Pace Analytical Services, LLC.

Pace Analytical Services, LLC
7726 Moller Road
Indianapolis, IN 46268
(317)228-3100

QUALITY CONTROL DATA

Project: Eagle Valley P1R1
Pace Project No.: 50302482

QC Batch: 650277 | Analysis Method: SM 2320B
QC Batch Method: SM 2320B | Analysis Description: 2320B Alkalinity
Laboratory: Pace Analytical Services - Indianapolis
Associated Lab Samples: 50302482001, 50302482002, 50302482003, 50302482004, 50302482005, 50302482006, 50302482007

METHOD BLANK: 2997373 Matrix: Water
Associated Lab Samples: 50302482001, 50302482002, 50302482003, 50302482004, 50302482005, 50302482006, 50302482007

Parameter	Units	Blank Result	Reporting Limit	Analyzed	Qualifiers
Alkalinity, Total as CaCO3	mg/L	ND	2.0	11/13/21 15:11	
Alkalinity,Bicarbonate (CaCO3)	mg/L	ND	2.0	11/13/21 15:11	
Alkalinity,Carbonate (CaCO3)	mg/L	ND	2.0	11/13/21 15:11	

LABORATORY CONTROL SAMPLE: 2997374

Parameter	Units	Spike Conc.	LCS Result	LCS % Rec	% Rec Limits	Qualifiers
Alkalinity, Total as CaCO3	mg/L	50	49.0	98	90-110	

SAMPLE DUPLICATE: 2997375

Parameter	Units	50302460001 Result	Dup Result	RPD	Max RPD	Qualifiers
Alkalinity, Total as CaCO3	mg/L	77.4	74.6	4	20	
Alkalinity,Bicarbonate (CaCO3)	mg/L	77.4	74.6	4	20	
Alkalinity,Carbonate (CaCO3)	mg/L	ND	ND		20	

SAMPLE DUPLICATE: 2997376

Parameter	Units	50302482001 Result	Dup Result	RPD	Max RPD	Qualifiers
Alkalinity, Total as CaCO3	mg/L	486	490	1	20	
Alkalinity,Bicarbonate (CaCO3)	mg/L	486	490	1	20	
Alkalinity,Carbonate (CaCO3)	mg/L	ND	ND		20	

Results presented on this page are in the units indicated by the "Units" column except where an alternate unit is presented to the right of the result.

REPORT OF LABORATORY ANALYSIS

This report shall not be reproduced, except in full,
without the written consent of Pace Analytical Services, LLC.

Pace Analytical Services, LLC
7726 Moller Road
Indianapolis, IN 46268
(317)228-3100

QUALITY CONTROL DATA

Project: Eagle Valley P1R1
Pace Project No.: 50302482

QC Batch: 650012 | Analysis Method: SM 2540C
QC Batch Method: SM 2540C | Analysis Description: 2540C Total Dissolved Solids
Laboratory: Pace Analytical Services - Indianapolis
Associated Lab Samples: 50302482001, 50302482002, 50302482003, 50302482004

METHOD BLANK: 2995840 Matrix: Water
Associated Lab Samples: 50302482001, 50302482002, 50302482003, 50302482004

Parameter	Units	Blank Result	Reporting Limit	Analyzed	Qualifiers
Total Dissolved Solids	mg/L	ND	10.0	11/12/21 08:59	

LABORATORY CONTROL SAMPLE: 2995841

Parameter	Units	Spike Conc.	LCS Result	LCS % Rec	% Rec Limits	Qualifiers
Total Dissolved Solids	mg/L	300	304	101	80-120	

SAMPLE DUPLICATE: 2995842

Parameter	Units	50302474001 Result	Dup Result	RPD	Max RPD	Qualifiers
Total Dissolved Solids	mg/L	220	232	5	10	

SAMPLE DUPLICATE: 2995843

Parameter	Units	50302474004 Result	Dup Result	RPD	Max RPD	Qualifiers
Total Dissolved Solids	mg/L	83	87	5	10	

Results presented on this page are in the units indicated by the "Units" column except where an alternate unit is presented to the right of the result.

REPORT OF LABORATORY ANALYSIS

This report shall not be reproduced, except in full,
without the written consent of Pace Analytical Services, LLC.

Pace Analytical Services, LLC
7726 Moller Road
Indianapolis, IN 46268
(317)228-3100

QUALITY CONTROL DATA

Project: Eagle Valley P1R1
Pace Project No.: 50302482

QC Batch: 650013 | Analysis Method: SM 2540C
QC Batch Method: SM 2540C | Analysis Description: 2540C Total Dissolved Solids
Laboratory: Pace Analytical Services - Indianapolis
Associated Lab Samples: 50302482005, 50302482006, 50302482007

METHOD BLANK: 2995844 Matrix: Water
Associated Lab Samples: 50302482005, 50302482006, 50302482007

Parameter	Units	Blank Result	Reporting Limit	Analyzed	Qualifiers
Total Dissolved Solids	mg/L	ND	10.0	11/12/21 09:09	

LABORATORY CONTROL SAMPLE: 2995845

Parameter	Units	Spike Conc.	LCS Result	LCS % Rec	% Rec Limits	Qualifiers
Total Dissolved Solids	mg/L	300	284	95	80-120	

SAMPLE DUPLICATE: 2995846

Parameter	Units	50302482005 Result	Dup Result	RPD	Max RPD	Qualifiers
Total Dissolved Solids	mg/L	726	760	5	10	

SAMPLE DUPLICATE: 2995847

Parameter	Units	50302494006 Result	Dup Result	RPD	Max RPD	Qualifiers
Total Dissolved Solids	mg/L	286	302	5	10	

Results presented on this page are in the units indicated by the "Units" column except where an alternate unit is presented to the right of the result.

REPORT OF LABORATORY ANALYSIS

This report shall not be reproduced, except in full,
without the written consent of Pace Analytical Services, LLC.

Pace Analytical Services, LLC
7726 Moller Road
Indianapolis, IN 46268
(317)228-3100

QUALITY CONTROL DATA

Project: Eagle Valley P1R1
Pace Project No.: 50302482

QC Batch: 650089
QC Batch Method: SM 4500-H+B
Analysis Method: SM 4500-H+B
Analysis Description: 4500H+B pH
Laboratory: Pace Analytical Services - Indianapolis
Associated Lab Samples: 50302482001, 50302482002, 50302482003, 50302482004, 50302482005, 50302482006, 50302482007

SAMPLE DUPLICATE: 2996198

Parameter	Units	50301773009 Result	Dup Result	RPD	Max RPD	Qualifiers
pH at 25 Degrees C	Std. Units	7.0	7.1	2	2	H3

SAMPLE DUPLICATE: 2996199

Parameter	Units	50302482007 Result	Dup Result	RPD	Max RPD	Qualifiers
pH at 25 Degrees C	Std. Units	7.4	7.5	1	2	H3

Results presented on this page are in the units indicated by the "Units" column except where an alternate unit is presented to the right of the result.

REPORT OF LABORATORY ANALYSIS

This report shall not be reproduced, except in full,
without the written consent of Pace Analytical Services, LLC.

Pace Analytical Services, LLC
7726 Moller Road
Indianapolis, IN 46268
(317)228-3100

QUALITY CONTROL DATA

Project: Eagle Valley P1R1
Pace Project No.: 50302482

QC Batch: 649910 | Analysis Method: SM 4500-S2-D
QC Batch Method: SM 4500-S2-D | Analysis Description: 4500S2D Sulfide Water
Laboratory: Pace Analytical Services - Indianapolis
Associated Lab Samples: 50302482001, 50302482002, 50302482003, 50302482004, 50302482005, 50302482006, 50302482007

METHOD BLANK: 2995028 Matrix: Water
Associated Lab Samples: 50302482001, 50302482002, 50302482003, 50302482004, 50302482005, 50302482006, 50302482007

Parameter	Units	Blank Result	Reporting Limit	Analyzed	Qualifiers
Sulfide	mg/L	ND	0.10	11/11/21 16:14	

LABORATORY CONTROL SAMPLE: 2995029

Parameter	Units	Spike Conc.	LCS Result	LCS % Rec	% Rec Limits	Qualifiers
Sulfide	mg/L	0.5	0.52	105	90-110	

MATRIX SPIKE & MATRIX SPIKE DUPLICATE: 2995030 2995031

Parameter	Units	50302452001 Result	MS Spike Conc.	MSD Spike Conc.	MS Result	MSD Result	MS % Rec	MSD % Rec	% Rec Limits	RPD	Max RPD	Qual
Sulfide	mg/L	<0.20	0.5	0.5	0.35	0.37	70	74	90-110	6	20	M3

MATRIX SPIKE SAMPLE: 2995032

Parameter	Units	50302482001 Result	Spike Conc.	MS Result	MS % Rec	% Rec Limits	Qualifiers
Sulfide	mg/L	ND	0.5	0.31	62	90-110	M0

Results presented on this page are in the units indicated by the "Units" column except where an alternate unit is presented to the right of the result.

REPORT OF LABORATORY ANALYSIS

This report shall not be reproduced, except in full,
without the written consent of Pace Analytical Services, LLC.

Pace Analytical Services, LLC
7726 Moller Road
Indianapolis, IN 46268
(317)228-3100

QUALITY CONTROL DATA

Project: Eagle Valley P1R1
Pace Project No.: 50302482

QC Batch: 649596 | Analysis Method: EPA 353.2
QC Batch Method: EPA 353.2 | Analysis Description: 353.2 Nitrate + Nitrite, Unpres.
Laboratory: Pace Analytical Services - Indianapolis
Associated Lab Samples: 50302482001, 50302482002, 50302482003, 50302482004, 50302482005, 50302482006, 50302482007

METHOD BLANK: 2993311 Matrix: Water
Associated Lab Samples: 50302482001, 50302482002, 50302482003, 50302482004, 50302482005, 50302482006, 50302482007

Parameter	Units	Blank Result	Reporting Limit	Analyzed	Qualifiers
Nitrogen, Nitrate	mg/L	ND	0.10	11/10/21 14:33	
Nitrogen, Nitrite	mg/L	ND	0.10	11/10/21 14:33	

LABORATORY CONTROL SAMPLE: 2993312

Parameter	Units	Spike Conc.	LCS Result	LCS % Rec	% Rec Limits	Qualifiers
Nitrogen, Nitrate	mg/L	1	1.0	101	90-110	
Nitrogen, Nitrite	mg/L	1	1.1	106	90-110	

MATRIX SPIKE & MATRIX SPIKE DUPLICATE: 2993313 2993314

Parameter	Units	50302464002 Result	MS Spike Conc.	MSD Spike Conc.	MS Result	MSD Result	MS % Rec	MSD % Rec	% Rec Limits	RPD	Max RPD	Qual
Nitrogen, Nitrate	mg/L	14.4	10	10	23.6	23.9	92	94	90-110	1	20	
Nitrogen, Nitrite	mg/L	ND	10	10	11.1	11.2	111	112	90-110	0	20	M3

Results presented on this page are in the units indicated by the "Units" column except where an alternate unit is presented to the right of the result.

REPORT OF LABORATORY ANALYSIS

This report shall not be reproduced, except in full,
without the written consent of Pace Analytical Services, LLC.

Pace Analytical Services, LLC
7726 Moller Road
Indianapolis, IN 46268
(317)228-3100

QUALITY CONTROL DATA

Project: Eagle Valley P1R1
Pace Project No.: 50302482

QC Batch: 650806 | Analysis Method: EPA 365.1
QC Batch Method: EPA 365.1 | Analysis Description: 365.1 Total Phosphorus
Laboratory: Pace Analytical Services - Indianapolis
Associated Lab Samples: 50302482001, 50302482002, 50302482003, 50302482004, 50302482005, 50302482006, 50302482007

METHOD BLANK: 2999469 Matrix: Water
Associated Lab Samples: 50302482001, 50302482002, 50302482003, 50302482004, 50302482005, 50302482006, 50302482007

Parameter	Units	Blank Result	Reporting Limit	Analyzed	Qualifiers
Phosphate as P04	mg/L	ND	0.15	11/18/21 18:38	

LABORATORY CONTROL SAMPLE: 2999470

Parameter	Units	Spike Conc.	LCS Result	LCS % Rec	% Rec Limits	Qualifiers
Phosphate as P04	mg/L		1.5			

MATRIX SPIKE SAMPLE: 2999471

Parameter	Units	50302475001 Result	Spike Conc.	MS Result	MS % Rec	% Rec Limits	Qualifiers
Phosphate as P04	mg/L	<0.15		1.6			

MATRIX SPIKE & MATRIX SPIKE DUPLICATE: 2999472 2999473

Parameter	Units	50302494003 Result	MS Spike Conc.	MSD Spike Conc.	MS Result	MSD Result	MS % Rec	MSD % Rec	% Rec Limits	RPD	Max RPD	Qual
Phosphate as P04	mg/L	ND			1.4	1.5				11		

Results presented on this page are in the units indicated by the "Units" column except where an alternate unit is presented to the right of the result.

REPORT OF LABORATORY ANALYSIS

This report shall not be reproduced, except in full,
without the written consent of Pace Analytical Services, LLC.

Pace Analytical Services, LLC
7726 Moller Road
Indianapolis, IN 46268
(317)228-3100

QUALITY CONTROL DATA

Project: Eagle Valley P1R1
Pace Project No.: 50302482

QC Batch: 652167 | Analysis Method: SM 5310C
QC Batch Method: SM 5310C | Analysis Description: 5310C Total Organic Carbon
Laboratory: Pace Analytical Services - Indianapolis
Associated Lab Samples: 50302482001, 50302482002, 50302482003, 50302482004, 50302482005, 50302482006, 50302482007

METHOD BLANK: 3005539 Matrix: Water
Associated Lab Samples: 50302482001, 50302482002, 50302482003, 50302482004, 50302482005, 50302482006, 50302482007

Parameter	Units	Blank Result	Reporting Limit	Analyzed	Qualifiers
Total Organic Carbon	mg/L	ND	1.0	11/23/21 14:32	

LABORATORY CONTROL SAMPLE: 3005540

Parameter	Units	Spike Conc.	LCS Result	LCS % Rec	% Rec Limits	Qualifiers
Total Organic Carbon	mg/L	10	10.9	109	90-110	

MATRIX SPIKE & MATRIX SPIKE DUPLICATE: 3005541 3005542

Parameter	Units	50302494003 Result	MS Spike Conc.	MSD Spike Conc.	MS Result	MSD Result	MS % Rec	MSD % Rec	% Rec Limits	RPD	Max RPD	Qual
Total Organic Carbon	mg/L	2.3	10	10	13.3	13.2	110	109	80-120	1	20	

MATRIX SPIKE & MATRIX SPIKE DUPLICATE: 3005550 3005551

Parameter	Units	50302875005 Result	MS Spike Conc.	MSD Spike Conc.	MS Result	MSD Result	MS % Rec	MSD % Rec	% Rec Limits	RPD	Max RPD	Qual
Total Organic Carbon	mg/L	3.7	10	10	14.4	14.1	108	105	80-120	2	20	

Results presented on this page are in the units indicated by the "Units" column except where an alternate unit is presented to the right of the result.

REPORT OF LABORATORY ANALYSIS

This report shall not be reproduced, except in full,
without the written consent of Pace Analytical Services, LLC.

Pace Analytical Services, LLC
7726 Moller Road
Indianapolis, IN 46268
(317)228-3100

QUALITY CONTROL DATA

Project: Eagle Valley P1R1
Pace Project No.: 50302482

QC Batch: 652165 | Analysis Method: SM 5310C
QC Batch Method: SM 5310C | Analysis Description: 5310C Dissolved Organic Carbon
Laboratory: Pace Analytical Services - Indianapolis
Associated Lab Samples: 50302482001, 50302482002, 50302482003, 50302482004, 50302482005, 50302482006, 50302482007

METHOD BLANK: 3005526 Matrix: Water
Associated Lab Samples: 50302482001, 50302482002, 50302482003, 50302482004, 50302482005, 50302482006, 50302482007

Parameter	Units	Blank Result	Reporting Limit	Analyzed	Qualifiers
Dissolved Organic Carbon	mg/L	ND	1.0	11/23/21 13:15	

LABORATORY CONTROL SAMPLE: 3005527

Parameter	Units	Spike Conc.	LCS Result	LCS % Rec	% Rec Limits	Qualifiers
Dissolved Organic Carbon	mg/L	10	9.8	98	90-110	

MATRIX SPIKE & MATRIX SPIKE DUPLICATE: 3005528 3005529

Parameter	Units	50302463002 Result	MS Spike Conc.	MSD Spike Conc.	MS Result	MSD Result	MS % Rec	MSD % Rec	% Rec Limits	RPD	Max RPD	Qual
Dissolved Organic Carbon	mg/L	ND	10	10	10.2	10.6	95	99	80-120	4	20	

MATRIX SPIKE SAMPLE: 3005530

Parameter	Units	50302472001 Result	Spike Conc.	MS Result	MS % Rec	% Rec Limits	Qualifiers
Dissolved Organic Carbon	mg/L	1.0	10	10.7	96	80-120	

Results presented on this page are in the units indicated by the "Units" column except where an alternate unit is presented to the right of the result.

REPORT OF LABORATORY ANALYSIS

This report shall not be reproduced, except in full,
without the written consent of Pace Analytical Services, LLC.

Pace Analytical Services, LLC
7726 Moller Road
Indianapolis, IN 46268
(317)228-3100

ANALYTICAL RESULTS - RADIOCHEMISTRY

Project: Eagle Valley P1R1
Pace Project No.: 50302482

Sample: MW-1S **Lab ID: 50302482001** Collected: 11/09/21 14:00 Received: 11/10/21 12:15 Matrix: Water
PWS: Site ID: Sample Type:

Parameters	Method	Act ± Unc (MDC) Carr Trac	Units	Analyzed	CAS No.	Qual
	Pace Analytical Services - Greensburg					
Radium-226	EPA 903.1	**0.360 ± 0.335 (0.441) C:NA T:99%**	pCi/L	12/13/21 12:55	13982-63-3	
	Pace Analytical Services - Greensburg					
Radium-228	EPA 904.0	**0.589 ± 0.387 (0.739) C:69% T:94%**	pCi/L	12/20/21 11:39	15262-20-1	
	Pace Analytical Services - Greensburg					
Total Radium	Total Radium Calculation	**0.949 ± 0.722 (1.18)**	pCi/L	12/21/21 09:26	7440-14-4	

This report shall not be reproduced, except in full,
without the written consent of Pace Analytical Services, LLC.

Pace Analytical Services, LLC
7726 Moller Road
Indianapolis, IN 46268
(317)228-3100

ANALYTICAL RESULTS - RADIOCHEMISTRY

Project: Eagle Valley P1R1
Pace Project No.: 50302482

Sample: MW-1I **Lab ID: 50302482002** Collected: 11/09/21 12:30 Received: 11/10/21 12:15 Matrix: Water
PWS: Site ID: Sample Type:

Parameters	Method	Act ± Unc (MDC) Carr Trac	Units	Analyzed	CAS No.	Qual
	Pace Analytical Services - Greensburg					
Radium-226	EPA 903.1	**0.259 ± 0.361 (0.602) C:NA T:99%**	pCi/L	12/13/21 12:55	13982-63-3	
	Pace Analytical Services - Greensburg					
Radium-228	EPA 904.0	**0.411 ± 0.408 (0.843) C:70% T:91%**	pCi/L	12/20/21 14:52	15262-20-1	
	Pace Analytical Services - Greensburg					
Total Radium	Total Radium Calculation	**0.670 ± 0.769 (1.45)**	pCi/L	12/21/21 09:26	7440-14-4	

This report shall not be reproduced, except in full,
without the written consent of Pace Analytical Services, LLC.

Pace Analytical Services, LLC
7726 Moller Road
Indianapolis, IN 46268
(317)228-3100

ANALYTICAL RESULTS - RADIOCHEMISTRY

Project: Eagle Valley P1R1
Pace Project No.: 50302482

Sample: MW-1D **Lab ID: 50302482003** Collected: 11/09/21 14:55 Received: 11/10/21 12:15 Matrix: Water
PWS: Site ID: Sample Type:

Parameters	Method	Act ± Unc (MDC) Carr Trac	Units	Analyzed	CAS No.	Qual
	Pace Analytical Services - Greensburg					
Radium-226	EPA 903.1	**0.200 ± 0.347 (0.620) C:NA T:97%**	pCi/L	12/13/21 12:55	13982-63-3	
	Pace Analytical Services - Greensburg					
Radium-228	EPA 904.0	**0.523 ± 0.394 (0.779) C:72% T:94%**	pCi/L	12/20/21 14:52	15262-20-1	
	Pace Analytical Services - Greensburg					
Total Radium	Total Radium Calculation	**0.723 ± 0.741 (1.40)**	pCi/L	12/21/21 09:26	7440-14-4	

This report shall not be reproduced, except in full,
without the written consent of Pace Analytical Services, LLC.

Pace Analytical Services, LLC
7726 Moller Road
Indianapolis, IN 46268
(317)228-3100

ANALYTICAL RESULTS - RADIOCHEMISTRY

Project: Eagle Valley P1R1
Pace Project No.: 50302482

Sample: DUP **Lab ID: 50302482004** Collected: 11/09/21 08:00 Received: 11/10/21 12:15 Matrix: Water
PWS: Site ID: Sample Type:

Parameters	Method	Act ± Unc (MDC) Carr Trac	Units	Analyzed	CAS No.	Qual
	Pace Analytical Services - Greensburg					
Radium-226	EPA 903.1	**0.823 ± 0.549 (0.706) C:NA T:96%**	pCi/L	12/13/21 12:55	13982-63-3	
	Pace Analytical Services - Greensburg					
Radium-228	EPA 904.0	**0.837 ± 0.417 (0.729) C:72% T:96%**	pCi/L	12/20/21 14:52	15262-20-1	
	Pace Analytical Services - Greensburg					
Total Radium	Total Radium Calculation	**1.66 ± 0.966 (1.44)**	pCi/L	12/21/21 09:26	7440-14-4	

This report shall not be reproduced, except in full,
without the written consent of Pace Analytical Services, LLC.

Pace Analytical Services, LLC
7726 Moller Road
Indianapolis, IN 46268
(317)228-3100

ANALYTICAL RESULTS - RADIOCHEMISTRY

Project: Eagle Valley P1R1
Pace Project No.: 50302482

Sample: MW-6S **Lab ID: 50302482005** Collected: 11/09/21 13:04 Received: 11/10/21 12:15 Matrix: Water
PWS: Site ID: Sample Type:

Parameters	Method	Act ± Unc (MDC) Carr Trac	Units	Analyzed	CAS No.	Qual
	Pace Analytical Services - Greensburg					
Radium-226	EPA 903.1	**0.547 ± 0.603 (0.964) C:NA T:98%**	pCi/L	12/13/21 12:55	13982-63-3	
	Pace Analytical Services - Greensburg					
Radium-228	EPA 904.0	**0.432 ± 0.387 (0.790) C:71% T:96%**	pCi/L	12/20/21 14:52	15262-20-1	
	Pace Analytical Services - Greensburg					
Total Radium	Total Radium Calculation	**0.979 ± 0.990 (1.75)**	pCi/L	12/21/21 09:26	7440-14-4	

This report shall not be reproduced, except in full,
without the written consent of Pace Analytical Services, LLC.

Pace Analytical Services, LLC
7726 Moller Road
Indianapolis, IN 46268
(317)228-3100

ANALYTICAL RESULTS - RADIOCHEMISTRY

Project: Eagle Valley P1R1
Pace Project No.: 50302482

Sample: MW-6I **Lab ID: 50302482006** Collected: 11/09/21 14:01 Received: 11/10/21 12:15 Matrix: Water
PWS: Site ID: Sample Type:

Parameters	Method	Act ± Unc (MDC) Carr Trac	Units	Analyzed	CAS No.	Qual
	Pace Analytical Services - Greensburg					
Radium-226	EPA 903.1	**0.510 ± 0.557 (0.876) C:NA T:95%**	pCi/L	12/13/21 12:55	13982-63-3	
	Pace Analytical Services - Greensburg					
Radium-228	EPA 904.0	**1.02 ± 0.494 (0.850) C:67% T:86%**	pCi/L	12/20/21 14:52	15262-20-1	
	Pace Analytical Services - Greensburg					
Total Radium	Total Radium Calculation	**1.53 ± 1.05 (1.73)**	pCi/L	12/21/21 09:26	7440-14-4	

This report shall not be reproduced, except in full,
without the written consent of Pace Analytical Services, LLC.

Pace Analytical Services, LLC
7726 Moller Road
Indianapolis, IN 46268
(317)228-3100

ANALYTICAL RESULTS - RADIOCHEMISTRY

Project: Eagle Valley P1R1
Pace Project No.: 50302482

Sample: MW-6D **Lab ID: 50302482007** Collected: 11/09/21 12:03 Received: 11/10/21 12:15 Matrix: Water
PWS: Site ID: Sample Type:

Parameters	Method	Act ± Unc (MDC) Carr Trac	Units	Analyzed	CAS No.	Qual
	Pace Analytical Services - Greensburg					
Radium-226	EPA 903.1	**0.204 ± 0.610 (1.13) C:NA T:91%**	pCi/L	12/13/21 12:55	13982-63-3	
	Pace Analytical Services - Greensburg					
Radium-228	EPA 904.0	**0.729 ± 0.424 (0.783) C:68% T:96%**	pCi/L	12/20/21 14:52	15262-20-1	
	Pace Analytical Services - Greensburg					
Total Radium	Total Radium Calculation	**0.933 ± 1.03 (1.91)**	pCi/L	12/21/21 09:26	7440-14-4	

This report shall not be reproduced, except in full,
without the written consent of Pace Analytical Services, LLC.

Pace Analytical Services, LLC
7726 Moller Road
Indianapolis, IN 46268
(317)228-3100

QUALITY CONTROL - RADIOCHEMISTRY

Project: Eagle Valley P1R1
Pace Project No.: 50302482

QC Batch: 473900 Analysis Method: EPA 903.1
QC Batch Method: EPA 903.1 Analysis Description: 903.1 Radium-226
Laboratory: Pace Analytical Services - Greensburg
Associated Lab Samples: 50302482001, 50302482002, 50302482003, 50302482004, 50302482005, 50302482006, 50302482007

METHOD BLANK: 2289294 Matrix: Water
Associated Lab Samples: 50302482001, 50302482002, 50302482003, 50302482004, 50302482005, 50302482006, 50302482007

Parameter	Act ± Unc (MDC) Carr Trac	Units	Analyzed	Qualifiers
Radium-226	-0.101 ± 0.244 (0.608) C:NA T:90%	pCi/L	12/13/21 12:55	

Results presented on this page are in the units indicated by the "Units" column except where an alternate unit is presented to the right of the result.

REPORT OF LABORATORY ANALYSIS

This report shall not be reproduced, except in full,
without the written consent of Pace Analytical Services, LLC.

Pace Analytical Services, LLC
7726 Moller Road
Indianapolis, IN 46268
(317)228-3100

QUALITY CONTROL - RADIOCHEMISTRY

Project: Eagle Valley P1R1
Pace Project No.: 50302482

QC Batch: 473902
QC Batch Method: EPA 904.0
Analysis Method: EPA 904.0
Analysis Description: 904.0 Radium 228
Laboratory: Pace Analytical Services - Greensburg
Associated Lab Samples: 50302482001, 50302482002, 50302482003, 50302482004, 50302482005, 50302482006, 50302482007

METHOD BLANK: 2289309 Matrix: Water
Associated Lab Samples: 50302482001, 50302482002, 50302482003, 50302482004, 50302482005, 50302482006, 50302482007

Parameter	Act ± Unc (MDC) Carr Trac	Units	Analyzed	Qualifiers
Radium-228	0.237 ± 0.332 (0.712) C:73% T:87%	pCi/L	12/20/21 11:43	

Results presented on this page are in the units indicated by the "Units" column except where an alternate unit is presented to the right of the result.

REPORT OF LABORATORY ANALYSIS

This report shall not be reproduced, except in full,
without the written consent of Pace Analytical Services, LLC.

Pace Analytical Services, LLC
7726 Moller Road
Indianapolis, IN 46268
(317)228-3100

QUALIFIERS

Project: Eagle Valley P1R1
Pace Project No.: 50302482

DEFINITIONS

DF - Dilution Factor, if reported, represents the factor applied to the reported data due to dilution of the sample aliquot.

ND - Not Detected at or above adjusted reporting limit.

TNTC - Too Numerous To Count

J - Estimated concentration above the adjusted method detection limit and below the adjusted reporting limit.

MDL - Adjusted Method Detection Limit.

PQL - Practical Quantitation Limit.

RL - Reporting Limit - The lowest concentration value that meets project requirements for quantitative data with known precision and bias for a specific analyte in a specific matrix.

S - Surrogate

1,2-Diphenylhydrazine decomposes to and cannot be separated from Azobenzene using Method 8270. The result for each analyte is a combined concentration.

Consistent with EPA guidelines, unrounded data are displayed and have been used to calculate % recovery and RPD values.

LCS(D) - Laboratory Control Sample (Duplicate)

MS(D) - Matrix Spike (Duplicate)

DUP - Sample Duplicate

RPD - Relative Percent Difference

NC - Not Calculable.

SG - Silica Gel - Clean-Up

U - Indicates the compound was analyzed for, but not detected.

N-Nitrosodiphenylamine decomposes and cannot be separated from Diphenylamine using Method 8270. The result reported for each analyte is a combined concentration.

Reported results are not rounded until the final step prior to reporting. Therefore, calculated parameters that are typically reported as "Total" may vary slightly from the sum of the reported component parameters.

Act - Activity

Unc - Uncertainty: SDWA = 1.96 sigma count uncertainty, all other matrices = Expanded Uncertainty (95% confidence interval). Gamma Spec = Expanded Uncertainty (95.4% Confidence Interval)

(MDC) - Minimum Detectable Concentration

Trac - Tracer Recovery (%)

Carr - Carrier Recovery (%)

Pace Analytical is TNI accredited. Contact your Pace PM for the current list of accredited analytes.

TNI - The NELAC Institute.

ANALYTE QUALIFIERS

H3	Sample was received or analysis requested beyond the recognized method holding time.
M0	Matrix spike recovery and/or matrix spike duplicate recovery was outside laboratory control limits.
M3	Matrix spike recovery was outside laboratory control limits due to matrix interferences.
N2	The lab does not hold NELAC/TNI accreditation for this parameter but other accreditations/certifications may apply. A complete list of accreditations/certifications is available upon request.

This report shall not be reproduced, except in full,
without the written consent of Pace Analytical Services, LLC.

Pace Analytical Services, LLC
7726 Moller Road
Indianapolis, IN 46268
(317)228-3100

QUALITY CONTROL DATA CROSS REFERENCE TABLE

Project: Eagle Valley P1R1
Pace Project No.: 50302482

Lab ID	Sample ID	QC Batch Method	QC Batch	Analytical Method	Analytical Batch
50302482001	**MW-1S**	EPA 9056	649867		
50302482002	**MW-1I**	EPA 9056	649867		
50302482003	**MW-1D**	EPA 9056	649867		
50302482004	**DUP**	EPA 9056	649867		
50302482005	**MW-6S**	EPA 9056	649867		
50302482006	**MW-6I**	EPA 9056	649867		
50302482007	**MW-6D**	EPA 9056	649867		
50302482001	**MW-1S**	EPA 3010	650605	EPA 6010	651608
50302482002	**MW-1I**	EPA 3010	650605	EPA 6010	651608
50302482003	**MW-1D**	EPA 3010	650605	EPA 6010	651608
50302482004	**DUP**	EPA 3010	650605	EPA 6010	651608
50302482005	**MW-6S**	EPA 3010	650605	EPA 6010	651608
50302482006	**MW-6I**	EPA 3010	650605	EPA 6010	651608
50302482007	**MW-6D**	EPA 3010	650605	EPA 6010	651608
50302482001	**MW-1S**	EPA 3010	650496	EPA 6010	650863
50302482002	**MW-1I**	EPA 3010	650496	EPA 6010	650863
50302482003	**MW-1D**	EPA 3010	650496	EPA 6010	650863
50302482004	**DUP**	EPA 3010	650496	EPA 6010	650863
50302482005	**MW-6S**	EPA 3010	650496	EPA 6010	650863
50302482006	**MW-6I**	EPA 3010	650496	EPA 6010	650863
50302482007	**MW-6D**	EPA 3010	650496	EPA 6010	650863
50302482001	**MW-1S**	EPA 200.2	649870	EPA 6020	650007
50302482002	**MW-1I**	EPA 200.2	649870	EPA 6020	650007
50302482003	**MW-1D**	EPA 200.2	649870	EPA 6020	650007
50302482004	**DUP**	EPA 200.2	649870	EPA 6020	650007
50302482005	**MW-6S**	EPA 200.2	649870	EPA 6020	650007
50302482006	**MW-6I**	EPA 200.2	649870	EPA 6020	650007
50302482007	**MW-6D**	EPA 200.2	649870	EPA 6020	650007
50302482001	**MW-1S**	EPA 903.1	473900		
50302482002	**MW-1I**	EPA 903.1	473900		
50302482003	**MW-1D**	EPA 903.1	473900		
50302482004	**DUP**	EPA 903.1	473900		
50302482005	**MW-6S**	EPA 903.1	473900		
50302482006	**MW-6I**	EPA 903.1	473900		
50302482007	**MW-6D**	EPA 903.1	473900		
50302482001	**MW-1S**	EPA 904.0	473902		
50302482002	**MW-1I**	EPA 904.0	473902		
50302482003	**MW-1D**	EPA 904.0	473902		
50302482004	**DUP**	EPA 904.0	473902		
50302482005	**MW-6S**	EPA 904.0	473902		
50302482006	**MW-6I**	EPA 904.0	473902		
50302482007	**MW-6D**	EPA 904.0	473902		
50302482001	**MW-1S**	Total Radium Calculation	476970		
50302482002	**MW-1I**	Total Radium Calculation	476970		
50302482003	**MW-1D**	Total Radium Calculation	476970		
50302482004	**DUP**	Total Radium Calculation	476970		

REPORT OF LABORATORY ANALYSIS

This report shall not be reproduced, except in full,
without the written consent of Pace Analytical Services, LLC.

Pace Analytical Services, LLC
7726 Moller Road
Indianapolis, IN 46268
(317)228-3100

QUALITY CONTROL DATA CROSS REFERENCE TABLE

Project: Eagle Valley P1R1
Pace Project No.: 50302482

Lab ID	Sample ID	QC Batch Method	QC Batch	Analytical Method	Analytical Batch
50302482005	**MW-6S**	Total Radium Calculation	476970		
50302482006	**MW-6I**	Total Radium Calculation	476970		
50302482007	**MW-6D**	Total Radium Calculation	476970		
50302482001	**MW-1S**	SM 2320B	650277		
50302482002	**MW-1I**	SM 2320B	650277		
50302482003	**MW-1D**	SM 2320B	650277		
50302482004	**DUP**	SM 2320B	650277		
50302482005	**MW-6S**	SM 2320B	650277		
50302482006	**MW-6I**	SM 2320B	650277		
50302482007	**MW-6D**	SM 2320B	650277		
50302482001	**MW-1S**	SM 2540C	650012		
50302482002	**MW-1I**	SM 2540C	650012		
50302482003	**MW-1D**	SM 2540C	650012		
50302482004	**DUP**	SM 2540C	650012		
50302482005	**MW-6S**	SM 2540C	650013		
50302482006	**MW-6I**	SM 2540C	650013		
50302482007	**MW-6D**	SM 2540C	650013		
50302482001	**MW-1S**	SM 4500-H+B	650089		
50302482002	**MW-1I**	SM 4500-H+B	650089		
50302482003	**MW-1D**	SM 4500-H+B	650089		
50302482004	**DUP**	SM 4500-H+B	650089		
50302482005	**MW-6S**	SM 4500-H+B	650089		
50302482006	**MW-6I**	SM 4500-H+B	650089		
50302482007	**MW-6D**	SM 4500-H+B	650089		
50302482001	**MW-1S**	SM 4500-S2-D	649910		
50302482002	**MW-1I**	SM 4500-S2-D	649910		
50302482003	**MW-1D**	SM 4500-S2-D	649910		
50302482004	**DUP**	SM 4500-S2-D	649910		
50302482005	**MW-6S**	SM 4500-S2-D	649910		
50302482006	**MW-6I**	SM 4500-S2-D	649910		
50302482007	**MW-6D**	SM 4500-S2-D	649910		
50302482001	**MW-1S**	EPA 353.2	649596		
50302482002	**MW-1I**	EPA 353.2	649596		
50302482003	**MW-1D**	EPA 353.2	649596		
50302482004	**DUP**	EPA 353.2	649596		
50302482005	**MW-6S**	EPA 353.2	649596		
50302482006	**MW-6I**	EPA 353.2	649596		
50302482007	**MW-6D**	EPA 353.2	649596		
50302482001	**MW-1S**	EPA 365.1	650806	EPA 365.1	651391
50302482002	**MW-1I**	EPA 365.1	650806	EPA 365.1	651391
50302482003	**MW-1D**	EPA 365.1	650806	EPA 365.1	651391
50302482004	**DUP**	EPA 365.1	650806	EPA 365.1	651391
50302482005	**MW-6S**	EPA 365.1	650806	EPA 365.1	651391
50302482006	**MW-6I**	EPA 365.1	650806	EPA 365.1	651391
50302482007	**MW-6D**	EPA 365.1	650806	EPA 365.1	651391

REPORT OF LABORATORY ANALYSIS

This report shall not be reproduced, except in full,
without the written consent of Pace Analytical Services, LLC.

Pace Analytical Services, LLC
7726 Moller Road
Indianapolis, IN 46268
(317)228-3100

QUALITY CONTROL DATA CROSS REFERENCE TABLE

Project: Eagle Valley P1R1
Pace Project No.: 50302482

Lab ID	Sample ID	QC Batch Method	QC Batch	Analytical Method	Analytical Batch
50302482001	**MW-1S**	SM 5310C	652167		
50302482002	**MW-1I**	SM 5310C	652167		
50302482003	**MW-1D**	SM 5310C	652167		
50302482004	**DUP**	SM 5310C	652167		
50302482005	**MW-6S**	SM 5310C	652167		
50302482006	**MW-6I**	SM 5310C	652167		
50302482007	**MW-6D**	SM 5310C	652167		
50302482001	**MW-1S**	SM 5310C	652165		
50302482002	**MW-1I**	SM 5310C	652165		
50302482003	**MW-1D**	SM 5310C	652165		
50302482004	**DUP**	SM 5310C	652165		
50302482005	**MW-6S**	SM 5310C	652165		
50302482006	**MW-6I**	SM 5310C	652165		
50302482007	**MW-6D**	SM 5310C	652165		

This report shall not be reproduced, except in full,
without the written consent of Pace Analytical Services, LLC.

WO# : 50302482

50302482

CHAIN-OF-CUSTODY / Analytical Request Document

The Chain-of-Custody is a LEGAL DOCUMENT. All relevant fields must be completed accurately.

Page : 1 Of 1

Section A — Required Client Information:

Company:	ATC Group Services
Address:	7988 Centerpoint Drive
	Indianapolis, IN 46256
Email:	mark.breting@atcassociates.com
Phone: NONE	Fax:
Requested Due Date:	

Section B — Required Project Information:

Report To:	Mark Breting
Copy To:	
Purchase Order #:	
Project Name:	Eagle Valley Profile 1 Report 1
Project #:	

Section C — Invoice Information:

Attention:	
Company Name:	
Address:	
Pace Quote:	
Pace Project Manager:	hayden.putt@pacelabs.com
Pace Profile #:	6246 Line 29

Regulatory Agency:

State / Location: IN

ITEM #	SAMPLE ID (One Character per box. (A-Z, 0-9 / , -) Sample Ids must be unique)	MATRIX CODE (see valid codes to left)	SAMPLE TYPE (G=GRAB C=COMP)	COLLECTED START DATE	COLLECTED START TIME	COLLECTED END DATE	COLLECTED END TIME	SAMPLE TEMP AT COLLECTION	# OF CONTAINERS	Preservatives: Unpreserved	H2SO4	HNO3	HCl	NaOH + ZnAcetate	Na2S2O3	Methanol	Other	Analyses Test Y/N	TDS/ NO3,NO2-Wet	(Cl, F, SO4) IC	Metals, Total*	Metals Diss. Field Filtered**	Rad-228	Rad-226	Alkalinity, Ferrous Iron, pH	TOC by 5310C	DOC by 5310C	Sulfide	Phosphate	Residual Chlorine (Y/N)	
	Requested Analysis Filtered (Y/N)																					Y					Y			
1	MW-1S	WT		11/9	1400				11	3	3	4		1					X	X	X	X	X	X	X	X	X	X	X		001
2	MW-1I	WT		11/9	1230				11	3	3	4		1					X	X	X	X	X	X	X	X	X	X	X		002
3	MW-1D	WT		11/9	1455				11	3	3	4		1					X	X	X	X	X	X	X	X	X	X	X		003
4	DUP	WT		11/9	—				11	3	3	4		1					X	X	X	X	X	X	X	X	X	X	X		004
5		WT							11	3	3	4		1					X	X	X	X	X	X	X	X	X	X	X		
6		WT							11	3	3	4		1					X	X	X	X	X	X	X	X	X	X	X		
7		WT							11	3	3	4		1					X	X	X	X	X	X	X	X	X	X	X		
8		WT							11	3	3	4		1					X	X	X	X	X	X	X	X	X	X	X		
9		WT							11	3	3	4		1					X	X	X	X	X	X	X	X	X	X	X		
10		WT							11	3	3	4		1					X	X	X	X	X	X	X	X	X	X	X		
11		WT							11	3	3	4		1					X	X	X	X	X	X	X	X	X	X	X		
12		WT							11	3	3	4		1					X	X	X	X	X	X	X	X	X	X	X		

ADDITIONAL COMMENTS	RELINQUISHED BY / AFFILIATION	DATE	TIME	ACCEPTED BY / AFFILIATION	DATE	TIME
* Metals: 6010 (Al, Ba, B, Fe, Mn, Mo, Ca, Mg, Na, K, Li, SiO2)		11/10	0630		11/10/21	1135
6020 (Co, As, Se, Sb)		11/10/21	1215		11-10-21	12:15
** Dissolved FF 6010 (Mo, Mn)						
Alkalinity = (Total , Bicarb & Carb)						

SAMPLE CONDITIONS				
TEMP in C	Received on Ice (Y/N)	Custody Sealed Cooler (Y/N)	Samples Intact (Y/N)	
2.3				
0.1	Y	N	Y	
1.2				
3.6				

SAMPLER NAME AND SIGNATURE

PRINT Name of SAMPLER: P. Greg Hopper

SIGNATURE of SAMPLER:

DATE Signed: 11/10/21

Pace Analytical
WWW.PACELABS.COM

CHAIN-OF-CUSTODY / Analytical Request Document

The Chain-of-Custody is a LEGAL DOCUMENT. All relevant fields must be completed accurately.

Section A – Required Client Information:	Section B – Required Project Information:	Section C – Invoice Information:
Company: ATC Group Services	Report To: Mark Breting	Attention:
Address: 7988 Centerpoint Drive	Copy To:	Company Name:
Indianapolis, IN 46256		Address:
Email: mark.breting@atcassociates.com	Purchase Order #:	Pace Quote:
Phone: NONE Fax:	Project Name: Eagle Valley Profile 1 Report 1	Pace Project Manager: hayden.putt@pacelabs.com
Requested Due Date:	Project #:	Pace Profile #: 6246 Line 29

Regulatory Agency:

State / Location: IN

ITEM #	SAMPLE ID (One Character per box. (A-Z, 0-9 / , -) Sample Ids must be unique)	MATRIX CODE (see valid codes to left)	SAMPLE TYPE (G=GRAB C=COMP)	COLLECTED START DATE	COLLECTED START TIME	COLLECTED END DATE	COLLECTED END TIME	SAMPLE TEMP AT COLLECTION	# OF CONTAINERS	Preservatives: Unpreserved	H2SO4	HNO3	HCl	NaOH + ZnAcetate	Na2S2O3	Methanol	Other	Analyses Test Y/N	TDS/ NO3,NO2-Wet	(Cl, F, SO4) IC	Metals, Total*	Metals Diss. Field Filtered**	Rad-228	Rad-226	Alkalinity, Ferrous Iron, pH	TOC by 5310C	DOC by 5310C	Sulfide	Phosphate	Residual Chlorine (Y/N)	
	MATRIX: Drinking Water DW, Water WT, Waste Water WW, Product P, Soil/Solid SL, Oil OL, Wipe WP, Air AR, Other OT, Tissue TS																					Y				Y				
1	MW-1S	WT							11	3	3	4		1					X	X	X	X	X	X	X	X	X	X		
2	MW-1I	WT							11	3	3	4		1					X	X	X	X	X	X	X	X	X	X		
3	MW-1D	WT							11	3	3	4		1					X	X	X	X	X	X	X	X	X	X		
4	MW-2S	WT							11	3	3	4		1					X	X	X	X	X	X	X	X	X	X		
5	MW-2I	WT							11	3	3	4		1					X	X	X	X	X	X	X	X	X	X		
6	MW-2D	WT							11	3	3	4		1					X	X	X	X	X	X	X	X	X	X		
7	MW-3S	WT							11	3	3	4		1					X	X	X	X	X	X	X	X	X	X		
8	MW-3I	WT							11	3	3	4		1					X	X	X	X	X	X	X	X	X	X		
9	MW-4S	WT							11	3	3	4		1					X	X	X	X	X	X	X	X	X	X		
10	MW-4I	WT							11	3	3	4		1					X	X	X	X	X	X	X	X	X	X		
11	MW-4D	WT							11	3	3	4		1					X	X	X	X	X	X	X	X	X	X		
12	MW-6S	WT				11/9/21	1304		11	3	3	4		1					X	X	X	X	X	X	X	X	X	X		005

ADDITIONAL COMMENTS	RELINQUISHED BY / AFFILIATION	DATE	TIME	ACCEPTED BY / AFFILIATION	DATE	TIME	SAMPLE CONDITIONS: TEMP in C	Received on Ice (Y/N)	Custody Sealed Cooler (Y/N)	Samples Intact (Y/N)
* Metals: 6010 (Al, Ba, B, Fe, Mn, Mo, Ca, Mg, Na, K, Li, SiO2)	MARK BRETING / ATLAS	11/10/21	600 PM	PAC	11/10/21	1135	2.3			
6020 (Co, As, Se, Sb)	PAC	11/10/21	1215		11-10-21	12:15	0.1	Y	N	Y
** Dissolved FF 6010 (Mo, Mn)							1.2			
Alkalinity = (Total , Bicarb & Carb)							3.6			

SAMPLER NAME AND SIGNATURE

PRINT Name of SAMPLER: MARK BRETING

SIGNATURE of SAMPLER: Mark Breting

DATE Signed: 11/10/2021

Pace Analytical
WWW.PACELABS.COM

CHAIN-OF-CUSTODY / Analytical Request Document

The Chain-of-Custody is a LEGAL DOCUMENT. All relevant fields must be completed accurately.

Section A Required Client Information:		Section B Required Project Information:		Section C Invoice Information:	
Company:	ATC Group Services	Report To:	Mark Breting	Attention:	
Address:	7988 Centerpoint Drive	Copy To:		Company Name:	
	Indianapolis, IN 46256			Address:	
Email:	mark.breting@atcassociates.com	Purchase Order #:		Pace Quote:	
Phone:	NONE Fax:	Project Name:	Eagle Valley Profile 1 Report 1	Pace Project Manager:	hayden.putt@pacelabs.com
Requested Due Date:		Project #:		Pace Profile #:	6246 Line 29

Regulatory Agency:

State / Location: IN

ITEM #	SAMPLE ID (One Character per box. (A-Z, 0-9 / , -) Sample Ids must be unique)	MATRIX CODE (see valid codes to left)	SAMPLE TYPE (G=GRAB C=COMP)	COLLECTED START DATE	COLLECTED START TIME	COLLECTED END DATE	COLLECTED END TIME	SAMPLE TEMP AT COLLECTION	# OF CONTAINERS	Preservatives: Unpreserved	H2SO4	HNO3	HCl	NaOH + ZnAcetate	Na2S2O3	Methanol	Other	Analyses Test Y/N	TDS/ NO3,NO2-Wet	(Cl, F, SO4) IC	Metals, Total*	Metals Diss. Field Filtered**	Rad-228	Rad-226	Alkalinity, Ferrous Iron, pH	TOC by 5310C	DOC by 5310C	Sulfide	Phosphate		Residual Chlorine (Y/N)	
	MATRIX: Drinking Water DW, Water WT, Waste Water WW, Product P, Soil/Solid SL, Oil OL, Wipe WP, Air AR, Other OT, Tissue TS																		Y						Y					
13	MW-6I	WT				11/9/21	1401		11	3	3	4		1				X	X	X	X	X	X	X	X	X	X			006
14	MW-6D	WT				11/9/21	1203		11	3	3	4		1				X	X	X	X	X	X	X	X	X	X			007
15	MW-7S	WT							11	3	3	4		1				X	X	X	X	X	X	X	X	X	X			
16	MW-8S	WT							11	3	3	4		1				X	X	X	X	X	X	X	X	X	X			
17	MW-9S	WT							11	3	3	4		1				X	X	X	X	X	X	X	X	X	X			
18	MW-9I	WT							11	3	3	4		1				X	X	X	X	X	X	X	X	X	X			
19	MW-9D	WT							11	3	3	4		1				X	X	X	X	X	X	X	X	X	X			
20	MW-10S	WT							11	3	3	4		1				X	X	X	X	X	X	X	X	X	X			
21	MW-11S	WT							11	3	3	4		1				X	X	X	X	X	X	X	X	X	X			
22	MW-11I	WT							11	3	3	4		1				X	X	X	X	X	X	X	X	X	X			
23	MW-11D	WT							11	3	3	4		1				X	X	X	X	X	X	X	X	X	X			
24	MW-12S	WT							11	3	3	4		1				X	X	X	X	X	X	X	X	X	X			

ADDITIONAL COMMENTS	RELINQUISHED BY / AFFILIATION	DATE	TIME	ACCEPTED BY / AFFILIATION	DATE	TIME	SAMPLE CONDITIONS
* Metals: 6010 (Al, Ba, B, Fe, Mn, Mo, Ca, Mg, Na, K, Li, SiO2)	Mark Breting/ATC	11/10/21	600 pm	Pace	11/10/21	1135	2.3
6020 (Co, As, Se, Sb)	Pace	11/10/21	1215	B. Clemmons	11-10-21	12:15	0.1
** Dissolved FF 6010 (Mo, Mn)							1.2
Alkalinity = (Total , Bicarb & Carb)							3.6

SAMPLER NAME AND SIGNATURE			
PRINT Name of SAMPLER:	MARK BRETING		
SIGNATURE of SAMPLER:	Mark Breting	DATE Signed:	11/10/2021

TEMP in C	Received on Ice (Y/N)	Custody Sealed Cooler (Y/N)	Samples Intact (Y/N)
	y	N	y

Pace Analytical®

SAMPLE CONDITION UPON RECEIPT FORM

Date/Time and Initials of person examining contents: BC 11-10-21 12:25

1. **Courier:** ☐ FED EX ☐ UPS ☐ CLIENT ☑ PACE ☐ USPS ☐ OTHER _____

2. **Custody Seal on Cooler/Box Present:** ☐ Yes ☑ No

(If yes)Seals Intact: ☐ Yes ☐ No **(leave blank if no seals were present)**

3. **Thermometer:** 1 2 3 4 5 6 A B C (D) E F

4. **Cooler Temperature:** 0.1/0.1 1.2/1.2 3.6/3.6 2.3/2.3
Temp should be above freezing to 6°C (Initial/Corrected)

5. **Packing Material:** ☐ Bubble Wrap ☑ Bubble Bags ☐ None ☐ Other _____

6. **Ice Type:** ☑ Wet ☐ Blue ☐ None

7. **If temp. is over 6°C or under 0°C, was the PM notified?:** ☐ Yes ☐ No

All discrepancies will be written out in the comments section below.

	Yes	No
USDA Regulated Soils? (HI, ID, NY, WA, OR,CA, NM, TX, OK, AR, LA, TN, AL, MS, NC, SC, GA, FL, or Puerto Rico)		✓
Short Hold Time Analysis (48 hours or less)? **Analysis:** NO_3	✓	
Time 5035A TC placed in Freezer or Short Holds To Lab	Time: 14:00	✓
Rush TAT Requested (4 days or less):		✓
Custody Signatures Present?	✓	
Containers Intact?:	✓	
Sample Label (IDs/Dates/Times) Match COC?: Except TCs, which only require sample ID	✓	
Extra labels on Terracore Vials? (soils only)		

	Yes	No	N/A
All containers needing acid/base pres. Have been CHECKED?: **exceptions: VOA, coliform, LLHg, O&G, and any container with a septum cap or preserved with HCl.** **Circle:** (HNO3 (<2)) (H2SO4 (<2)) NaOH (>10) (NaOH/ZnAc (>9)) Any non-conformance to pH recommendations will be noted on the container count form	✓		
	Present	Absent	N/A ✓
Residual Chlorine Check (SVOC 625 Pest/PCB 608)			✓
Residual Chlorine Check (Total/Amenable/Free Cyanide)			✓
Headspace Wisconsin Sulfide?			✓
	Present	Absent	No VOA Vials Sent ✓
Headspace in VOA Vials (>6mm): See Containter Count form for details			
Trip Blank Present?		✓	
Trip Blank Custody Seals?:			✓

COMMENTS:

COC PAGE 1 **of** 3

Sample Container Count

SBS
DI
MeOH (only)
BK
Kit

** Place a RED dot on containers that are out of conformance **

COC Line Item	WGFU	R	DG9H VG9H	VOA VIAL HS (>6mm)	VG9U	DG9U	VG9T	AG0U	AG1H	AG1U	AG2U	AG3S	AG3SF	AG3C	BP1U	BP1N	BP2U	BP3U	BP3N	BP3F	BP3S	BP3B	BP3Z	CG3H	Syringe Kit			Matrix	HNO3/ H2SO4 pH <2	NaOH/ ZNAc pH >9	NaOH pH>10
1												1	1			2	1	2	1	1	1		1					WT	✓	✓	
2																															
3																															
4																															
5																															
6																															
7																															
8																															
9																															
10																															
11																															
12																												WT			

Container Codes

Glass

DG9H	40mL HCl amber voa vial	BG1T	1L Na Thiosulfate clear glass	BP1B	1L NaOH plastic
DG9P	40mL TSP amber vial	BG1U	1L unpreserved glass	BP1N	1L HNO3 plastic
DG9S	40mL H2SO4 amber vial	BG3H	250mL HCl Clear Glass	BP1S	1L H2SO4 plastic
DG9T	40mL Na Thio amber vial	BG3U	250mL Unpres Clear Glass	BP1U	1L unpreserved plastic
DG9U	40mL unpreserved amber vial	AG0U	100mL unpres amber glass	BP1Z	1L NaOH, Zn, Ac
VG9H	40mL HCl clear vial	AG1H	1L HCl amber glass	BP2N	500mL HNO3 plastic
VG9T	40mL Na Thio. clear vial	AG1S	1L H2SO4 amber glass	BP2C	500mL NaOH plastic
VG9U	40mL unpreserved clear vial	AG1T	1L Na Thiosulfate amber glass	BP2S	500mL H2SO4 plastic
I	40mL w/hexane wipe vial	AG1U	1liter unpres amber glass	BP2U	500mL unpreserved plastic
WGKU	8oz unpreserved clear jar	AG2N	500mL HNO3 amber glass	BP2Z	500mL NaOH, Zn Ac
WGFU	4oz clear soil jar	AG2S	500mL H2SO4 amber glass	BP3B	250mL NaOH plastic
JGFU	4oz unpreserved amber wide	AG2U	500mL unpres amber glass	BP3N	250mL HNO3 plastic
CG3H	250mL clear glass HCl	AG3S	250mL H2SO4 amber glass	BP3F	250mL HNO3 plastic-field filtered
BG1H	1L HCl clear glass	AG3SF	250mL H2SO4 amb glass -field filtered	BP3U	250mL unpreserved plastic
BG1S	1L H2SO4 clear glass	AG3U	250mL unpres amber glass	BP3S	250mL H2SO4 plastic
GN	General	AG3C	250mL NaOH amber glass	BP3Z	250mL NaOH, ZnAc plastic

Plastic / Misc.

BP4U	125mL unpreserved plastic
BP4N	125mL HNO3 plastic
BP4S	125mL H2SO4 plastic

Syringe Kit	LL Cr+6 sampling kit

AF	Air Filter
C	Air Cassettes
R	Terracore kit
SP5T	120mL Coliform Na Thiosulfate
U	Summa Can
ZPLC	Ziploc Bag

WT		Water	
SL		Solid	
NAL	OL	Non-aqueous liquid	Oil
WP		Wipe	

COC PAGE 2 **of** 3

Sample Container Count

SBS
DI
MeOH (only)
BK
Kit

** Place a RED dot on containers that are out of conformance **

COC Line Item	WGFU	R	DG9H VG9H	VOA VIAL HS (>6mm)	VG9U	DG9U	VG9T	AG0U	AG1H	AG1U	AG2U	AG3S	AG3SF	AG3C	BP1U	BP1N	BP2U	BP3U	BP3N	BP3F	BP3S	BP3B	BP3Z	CG3H	Syringe Kit			Matrix	HNO3/ H2SO4 pH <2	NaOH/ ZNAc pH >9	NaOH pH>10
1																												WT			
2																															
3																															
4																															
5																															
6																															
7																															
8																															
9																															
10																															
11																															
12												1	1		·	2	1	2	1	1	1		1					WT	✓	✓	

Container Codes

Glass

DG9H	40mL HCl amber voa vial	BG1T	1L Na Thiosulfate clear glass	
DG9P	40mL TSP amber vial	BG1U	1L unpreserved glass	
DG9S	40mL H2SO4 amber vial	BG3H	250mL HCl Clear Glass	
DG9T	40mL Na Thio amber vial	BG3U	250mL Unpres Clear Glass	
DG9U	40mL unpreserved amber vial	AG0U	100mL unpres amber glass	
VG9H	40mL HCl clear vial	AG1H	1L HCl amber glass	
VG9T	40mL Na Thio. clear vial	AG1S	1L H2SO4 amber glass	
VG9U	40mL unpreserved clear vial	AG1T	1L Na Thiosulfate amber glass	
I	40mL w/hexane wipe vial	AG1U	1liter unpres amber glass	
WGKU	8oz unpreserved clear jar	AG2N	500mL HNO3 amber glass	
WGFU	4oz clear soil jar	AG2S	500mL H2SO4 amber glass	
JGFU	4oz unpreserved amber wide	AG2U	500mL unpres amber glass	
CG3H	250mL clear glass HCl	AG3S	250mL H2SO4 amber glass	
BG1H	1L HCl clear glass	AG3SF	250mL H2SO4 amb glass -field filtered	
BG1S	1L H2SO4 clear glass	AG3U	250mL unpres amber glass	
GN	General	AG3C	250mL NaOH amber glass	

Plastic / Misc.

BP1B	1L NaOH plastic	BP4U	125mL unpreserved plastic
BP1N	1L HNO3 plastic	BP4N	125mL HNO3 plastic
BP1S	1L H2SO4 plastic	BP4S	125mL H2SO4 plastic
BP1U	1L unpreserved plastic		
BP1Z	1L NaOH, Zn, Ac	Syringe Kit	LL Cr+6 sampling kit
BP2N	500mL HNO3 plastic		
BP2C	500mL NaOH plastic	AF	Air Filter
BP2S	500mL H2SO4 plastic	C	Air Cassettes
BP2U	500mL unpreserved plastic	R	Terracore kit
BP2Z	500mL NaOH, Zn Ac	SP5T	120mL Coliform Na Thiosulfate
BP3B	250mL NaOH plastic	U	Summa Can
BP3N	250mL HNO3 plastic	ZPLC	Ziploc Bag
BP3F	250mL HNO3 plastic-field filtered		
BP3U	250mL unpreserved plastic	WT	Water
BP3S	250mL H2SO4 plastic	SL	Solid
BP3Z	250mL NaOH, ZnAc plastic	NAL / OL	Non-aqueous liquid / Oil
		WP	Wipe

COC PAGE 3 **of** 3

Sample Container Count

SBS
DI
MeOH (only)
BK
Kit

** Place a RED dot on containers that are out of conformance **

COC Line Item	WGFU	R	DG9H VG9H	VOA VIAL HS (>6mm)	VG9U	DG9U	VG9T	AG0U	AG1H	AG1U	AG2U	AG3S	AG3SF	AG3C	BP1U	BP1N	BP2U	BP3U	BP3N	BP3F	BP3S	BP3B	BP3Z	CG3H	Syringe Kit			Matrix	HNO3/ H2SO4 pH <2	NaOH/ ZNAc pH >9	NaOH pH>10
1												1	1			2	1	2	1	1	1		1					WT	✓	✓	
2												1	1			1	1	1	1	1	1		1					1	1	1	
3																															
4																															
5																															
6																															
7																															
8																															
9																															
10																															
11																															
12																															

Container Codes

Glass

DG9H	40mL HCl amber voa vial	BG1T	1L Na Thiosulfate clear glass	BP1B	1L NaOH plastic
DG9P	40mL TSP amber vial	BG1U	1L unpreserved glass	BP1N	1L HNO3 plastic
DG9S	40mL H2SO4 amber vial	BG3H	250mL HCl Clear Glass	BP1S	1L H2SO4 plastic
DG9T	40mL Na Thio amber vial	BG3U	250mL Unpres Clear Glass	BP1U	1L unpreserved plastic
DG9U	40mL unpreserved amber vial	AG0U	100mL unpres amber glass	BP1Z	1L NaOH, Zn, Ac
VG9H	40mL HCl clear vial	AG1H	1L HCl amber glass	BP2N	500mL HNO3 plastic
VG9T	40mL Na Thio. clear vial	AG1S	1L H2SO4 amber glass	BP2C	500mL NaOH plastic
VG9U	40mL unpreserved clear vial	AG1T	1L Na Thiosulfate amber glass	BP2S	500mL H2SO4 plastic
I	40mL w/hexane wipe vial	AG1U	1liter unpres amber glass	BP2U	500mL unpreserved plastic
WGKU	8oz unpreserved clear jar	AG2N	500mL HNO3 amber glass	BP2Z	500mL NaOH, Zn Ac
WGFU	4oz clear soil jar	AG2S	500mL H2SO4 amber glass	BP3B	250mL NaOH plastic
JGFU	4oz unpreserved amber wide	AG2U	500mL unpres amber glass	BP3N	250mL HNO3 plastic
CG3H	250mL clear glass HCl	AG3S	250mL H2SO4 amber glass	BP3F	250mL HNO3 plastic-field filtered
BG1H	1L HCl clear glass	AG3SF	250mL H2SO4 amb glass -field filtered	BP3U	250mL unpreserved plastic
BG1S	1L H2SO4 clear glass	AG3U	250mL unpres amber glass	BP3S	250mL H2SO4 plastic
GN	General	AG3C	250mL NaOH amber glass	BP3Z	250mL NaOH, ZnAc plastic

Plastic / Misc.

BP4U	125mL unpreserved plastic
BP4N	125mL HNO3 plastic
BP4S	125mL H2SO4 plastic

Syringe Kit	LL Cr+6 sampling kit

AF	Air Filter
C	Air Cassettes
R	Terracore kit
SP5T	120mL Coliform Na Thiosulfate
U	Summa Can
ZPLC	Ziploc Bag

WT		Water	
SL		Solid	
NAL	OL	Non-aqueous liquid	Oil
WP		Wipe	

Pace Analytical Services, LLC
7726 Moller Road
Indianapolis, IN 46268
(317)228-3100

February 17, 2022

Mr. Mark Breting
ATC Group Services
7988 Centerpoint Drive
Suite 100
Indianapolis, IN 46256

RE: Project: Eagle Valley P1R2
Pace Project No.: 50302487

Dear Mr. Breting:

Enclosed are the analytical results for sample(s) received by the laboratory on November 10, 2021. The results relate only to the samples included in this report. Results reported herein conform to the applicable TNI/NELAC Standards and the laboratory's Quality Manual, where applicable, unless otherwise noted in the body of the report.

The test results provided in this final report were generated by each of the following laboratories within the Pace Network:

- Pace Analytical Services - Indianapolis
- Pace Analytical Services - Greensburg

If you have any questions concerning this report, please feel free to contact me.

Sincerely,

Hayden Putt
hayden.putt@pacelabs.com
(317)228-3145
Project Manager

Enclosures

cc: Mr. Robert Miller, Haley & Aldrich

This report shall not be reproduced, except in full,
without the written consent of Pace Analytical Services, LLC.

Pace Analytical Services, LLC
7726 Moller Road
Indianapolis, IN 46268
(317)228-3100

CERTIFICATIONS

Project: Eagle Valley P1R2
Pace Project No.: 50302487

Pace Analytical Services Pennsylvania

1638 Roseytown Rd Suites 2,3&4, Greensburg, PA 15601
ANAB DOD-ELAP Rad Accreditation #: L2417
Alabama Certification #: 41590
Arizona Certification #: AZ0734
Arkansas Certification
California Certification #: 04222CA
Colorado Certification #: PA01547
Connecticut Certification #: PH-0694
Delaware Certification
EPA Region 4 DW Rad
Florida/TNI Certification #: E87683
Georgia Certification #: C040
Florida: Cert E871149 SEKS WET
Guam Certification
Hawaii Certification
Idaho Certification
Illinois Certification
Indiana Certification
Iowa Certification #: 391
Kansas/TNI Certification #: E-10358
Kentucky Certification #: KY90133
KY WW Permit #: KY0098221
KY WW Permit #: KY0000221
Louisiana DHH/TNI Certification #: LA180012
Louisiana DEQ/TNI Certification #: 4086
Maine Certification #: 2017020
Maryland Certification #: 308
Massachusetts Certification #: M-PA1457
Michigan/PADEP Certification #: 9991
Missouri Certification #: 235
Montana Certification #: Cert0082
Nebraska Certification #: NE-OS-29-14
Nevada Certification #: PA014572018-1
New Hampshire/TNI Certification #: 297617
New Jersey/TNI Certification #: PA051
New Mexico Certification #: PA01457
New York/TNI Certification #: 10888
North Carolina Certification #: 42706
North Dakota Certification #: R-190
Ohio EPA Rad Approval: #41249
Oregon/TNI Certification #: PA200002-010
Pennsylvania/TNI Certification #: 65-00282
Puerto Rico Certification #: PA01457
Rhode Island Certification #: 65-00282
South Dakota Certification
Tennessee Certification #: 02867
Texas/TNI Certification #: T104704188-17-3
Utah/TNI Certification #: PA014572017-9
USDA Soil Permit #: P330-17-00091
Vermont Dept. of Health: ID# VT-0282
Virgin Island/PADEP Certification
Virginia/VELAP Certification #: 460198
Washington Certification #: C868
West Virginia DEP Certification #: 143
West Virginia DHHR Certification #: 9964C
Wisconsin Approve List for Rad
Wyoming Certification #: 8TMS-L

Pace Analytical Services Indianapolis

7726 Moller Road, Indianapolis, IN 46268
Illinois Accreditation #: 200074
Indiana Drinking Water Laboratory #: C-49-06
Kansas/TNI Certification #: E-10177
Kentucky UST Agency Interest #: 80226
Kentucky WW Laboratory ID #: 98019
Michigan Drinking Water Laboratory #9050
Ohio VAP Certified Laboratory #: CL0065
Oklahoma Laboratory #: 9204
Texas Certification #: T104704355
Wisconsin Laboratory #: 999788130
USDA Soil Permit #: P330-19-00257

This report shall not be reproduced, except in full,
without the written consent of Pace Analytical Services, LLC.

Pace Analytical Services, LLC
7726 Moller Road
Indianapolis, IN 46268
(317)228-3100

SAMPLE SUMMARY

Project: Eagle Valley P1R2
Pace Project No.: 50302487

Lab ID	Sample ID	Matrix	Date Collected	Date Received
50302487001	**MW-16S**	Water	11/09/21 16:15	11/10/21 12:15

REPORT OF LABORATORY ANALYSIS

This report shall not be reproduced, except in full,
without the written consent of Pace Analytical Services, LLC.

Pace Analytical Services, LLC
7726 Moller Road
Indianapolis, IN 46268
(317)228-3100

SAMPLE ANALYTE COUNT

Project: Eagle Valley P1R2
Pace Project No.: 50302487

Lab ID	Sample ID	Method	Analysts	Analytes Reported	Laboratory
50302487001	**MW-16S**	EPA 9056	RMR	3	PASI-I
		EPA 6010	RAM	12	PASI-I
		EPA 6010	JPK	2	PASI-I
		EPA 6020	DMT	4	PASI-I
		EPA 903.1	SLC	1	PASI-PA
		EPA 904.0	JC2	1	PASI-PA
		Total Radium Calculation	JAL	1	PASI-PA
		SM 2320B	SWJ	3	PASI-I
		SM 2540C	OAS	1	PASI-I
		SM 4500-H+B	ZM	1	PASI-I
		SM 4500-S2-D	ZM	1	PASI-I
		EPA 353.2	SKK	2	PASI-I
		EPA 365.1	GWA	1	PASI-I
		SM 5310C	GWA	1	PASI-I
		SM 5310C	GWA	1	PASI-I

PASI-I = Pace Analytical Services - Indianapolis
PASI-PA = Pace Analytical Services - Greensburg

This report shall not be reproduced, except in full,
without the written consent of Pace Analytical Services, LLC.

Pace Analytical Services, LLC
7726 Moller Road
Indianapolis, IN 46268
(317)228-3100

SUMMARY OF DETECTION

Project: Eagle Valley P1R2
Pace Project No.: 50302487

Lab Sample ID / Method	Client Sample ID / Parameters	Result	Units	Report Limit	Analyzed	Qualifiers
50302487001	**MW-16S**					
EPA 9056	Chloride	79.6	mg/L	2.5	11/12/21 21:22	
EPA 9056	Fluoride	0.21	mg/L	0.10	11/12/21 21:02	
EPA 9056	Sulfate	93.9	mg/L	2.5	11/12/21 21:22	
EPA 6010	Aluminum	499	ug/L	200	11/19/21 15:46	
EPA 6010	Barium	87.7	ug/L	10.0	11/19/21 15:46	
EPA 6010	Boron	470	ug/L	100	11/19/21 15:46	
EPA 6010	Calcium	106000	ug/L	1000	11/19/21 15:46	
EPA 6010	Iron	711	ug/L	100	11/19/21 15:46	
EPA 6010	Lithium	61.6	ug/L	20.0	11/19/21 15:46	
EPA 6010	Magnesium	25600	ug/L	1000	11/19/21 15:46	
EPA 6010	Manganese	595	ug/L	10.0	11/19/21 15:46	
EPA 6010	Molybdenum	47.0	ug/L	10.0	11/19/21 15:46	
EPA 6010	Potassium	7980	ug/L	1000	11/19/21 15:46	
EPA 6010	Silica	14300	ug/L	450	11/19/21 15:46	N2
EPA 6010	Sodium	77400	ug/L	1000	11/19/21 15:46	
EPA 6010	Manganese, Dissolved	395	ug/L	10.0	11/23/21 22:17	
EPA 6010	Molybdenum, Dissolved	41.1	ug/L	10.0	11/23/21 22:17	
EPA 6020	Selenium	5.6	ug/L	1.0	11/13/21 10:48	
EPA 903.1	Radium-226	-0.0633 ± 0.289 (0.681) C:NA T:96%	pCi/L		12/13/21 13:18	
EPA 904.0	Radium-228	0.211 ± 0.342 (0.742) C:74% T:100%	pCi/L		12/20/21 14:52	
Total Radium Calculation	Total Radium	0.211 ± 0.631 (1.42)	pCi/L		12/21/21 09:26	
SM 2320B	Alkalinity, Total as CaCO3	299	mg/L	2.0	11/13/21 15:11	
SM 2320B	Alkalinity,Bicarbonate (CaCO3)	299	mg/L	2.0	11/13/21 15:11	
SM 2540C	Total Dissolved Solids	534	mg/L	10.0	11/12/21 09:10	
SM 4500-H+B	pH at 25 Degrees C	7.6	Std. Units	0.10	11/12/21 15:57	H3
EPA 353.2	Nitrogen, Nitrate	1.0	mg/L	0.10	11/10/21 15:25	
SM 5310C	Dissolved Organic Carbon	1.1	mg/L	1.0	11/23/21 20:28	

This report shall not be reproduced, except in full,
without the written consent of Pace Analytical Services, LLC.

Pace Analytical Services, LLC
7726 Moller Road
Indianapolis, IN 46268
(317)228-3100

ANALYTICAL RESULTS

Project: Eagle Valley P1R2
Pace Project No.: 50302487

Sample: MW-16S **Lab ID: 50302487001** Collected: 11/09/21 16:15 Received: 11/10/21 12:15 Matrix: Water

Parameters	Results	Units	Report Limit	DF	Prepared	Analyzed	CAS No.	Qual
9056 IC Anions	Analytical Method: EPA 9056							
	Pace Analytical Services - Indianapolis							
Chloride	**79.6**	mg/L	2.5	10		11/12/21 21:22	16887-00-6	
Fluoride	**0.21**	mg/L	0.10	1		11/12/21 21:02	16984-48-8	
Sulfate	**93.9**	mg/L	2.5	10		11/12/21 21:22	14808-79-8	
6010 MET ICP	Analytical Method: EPA 6010 Preparation Method: EPA 3010							
	Pace Analytical Services - Indianapolis							
Aluminum	**499**	ug/L	200	1	11/18/21 06:25	11/19/21 15:46	7429-90-5	
Barium	**87.7**	ug/L	10.0	1	11/18/21 06:25	11/19/21 15:46	7440-39-3	
Boron	**470**	ug/L	100	1	11/18/21 06:25	11/19/21 15:46	7440-42-8	
Calcium	**106000**	ug/L	1000	1	11/18/21 06:25	11/19/21 15:46	7440-70-2	
Iron	**711**	ug/L	100	1	11/18/21 06:25	11/19/21 15:46	7439-89-6	
Lithium	**61.6**	ug/L	20.0	1	11/18/21 06:25	11/19/21 15:46	7439-93-2	
Magnesium	**25600**	ug/L	1000	1	11/18/21 06:25	11/19/21 15:46	7439-95-4	
Manganese	**595**	ug/L	10.0	1	11/18/21 06:25	11/19/21 15:46	7439-96-5	
Molybdenum	**47.0**	ug/L	10.0	1	11/18/21 06:25	11/19/21 15:46	7439-98-7	
Potassium	**7980**	ug/L	1000	1	11/18/21 06:25	11/19/21 15:46	7440-09-7	
Silica	**14300**	ug/L	450	1	11/18/21 06:25	11/19/21 15:46	7631-86-9	N2
Sodium	**77400**	ug/L	1000	1	11/18/21 06:25	11/19/21 15:46	7440-23-5	
6010 MET ICP, Dissolved	Analytical Method: EPA 6010 Preparation Method: EPA 3010							
	Pace Analytical Services - Indianapolis							
Manganese, Dissolved	**395**	ug/L	10.0	1	11/23/21 13:45	11/23/21 22:17	7439-96-5	
Molybdenum, Dissolved	**41.1**	ug/L	10.0	1	11/23/21 13:45	11/23/21 22:17	7439-98-7	
6020 MET ICPMS	Analytical Method: EPA 6020 Preparation Method: EPA 200.2							
	Pace Analytical Services - Indianapolis							
Antimony	ND	ug/L	1.0	1	11/12/21 08:29	11/13/21 10:48	7440-36-0	
Arsenic	ND	ug/L	1.0	1	11/12/21 08:29	11/13/21 10:48	7440-38-2	
Cobalt	ND	ug/L	1.0	1	11/12/21 08:29	11/13/21 10:48	7440-48-4	
Selenium	**5.6**	ug/L	1.0	1	11/12/21 08:29	11/13/21 10:48	7782-49-2	
2320B Alkalinity	Analytical Method: SM 2320B							
	Pace Analytical Services - Indianapolis							
Alkalinity, Total as CaCO3	**299**	mg/L	2.0	1		11/13/21 15:11		
Alkalinity,Bicarbonate (CaCO3)	**299**	mg/L	2.0	1		11/13/21 15:11		
Alkalinity,Carbonate (CaCO3)	ND	mg/L	2.0	1		11/13/21 15:11		
2540C Total Dissolved Solids	Analytical Method: SM 2540C							
	Pace Analytical Services - Indianapolis							
Total Dissolved Solids	**534**	mg/L	10.0	1		11/12/21 09:10		
4500H+ pH, Electrometric	Analytical Method: SM 4500-H+B							
	Pace Analytical Services - Indianapolis							
pH at 25 Degrees C	**7.6**	Std. Units	0.10	1		11/12/21 15:57		H3

REPORT OF LABORATORY ANALYSIS

This report shall not be reproduced, except in full,
without the written consent of Pace Analytical Services, LLC.

Pace Analytical Services, LLC
7726 Moller Road
Indianapolis, IN 46268
(317)228-3100

ANALYTICAL RESULTS

Project: Eagle Valley P1R2
Pace Project No.: 50302487

Sample: MW-16S **Lab ID: 50302487001** Collected: 11/09/21 16:15 Received: 11/10/21 12:15 Matrix: Water

Parameters	Results	Units	Report Limit	DF	Prepared	Analyzed	CAS No.	Qual
4500S2D Sulfide Water	Analytical Method: SM 4500-S2-D Pace Analytical Services - Indianapolis							
Sulfide	ND	mg/L	0.10	1		11/11/21 17:45	18496-25-8	
353.2 Nitrogen, NO2/NO3 unpres	Analytical Method: EPA 353.2 Pace Analytical Services - Indianapolis							
Nitrogen, Nitrate	**1.0**	mg/L	0.10	1		11/10/21 15:25	14797-55-8	
Nitrogen, Nitrite	ND	mg/L	0.10	1		11/10/21 15:25	14797-65-0	
365.1 Total Phosphorus	Analytical Method: EPA 365.1 Preparation Method: EPA 365.1 Pace Analytical Services - Indianapolis							
Phosphate as P04	ND	mg/L	0.15	1	11/17/21 12:00	11/18/21 18:51		
5310C TOC	Analytical Method: SM 5310C Pace Analytical Services - Indianapolis							
Total Organic Carbon	ND	mg/L	1.0	1		11/23/21 16:04	7440-44-0	
5310C Dissolved Organic Carbon	Analytical Method: SM 5310C Pace Analytical Services - Indianapolis							
Dissolved Organic Carbon	**1.1**	mg/L	1.0	1		11/23/21 20:28		

REPORT OF LABORATORY ANALYSIS

This report shall not be reproduced, except in full,
without the written consent of Pace Analytical Services, LLC.

Pace Analytical Services, LLC
7726 Moller Road
Indianapolis, IN 46268
(317)228-3100

QUALITY CONTROL DATA

Project: Eagle Valley P1R2
Pace Project No.: 50302487

QC Batch: 649867
QC Batch Method: EPA 9056
Analysis Method: EPA 9056
Analysis Description: 9056 IC Anions
Laboratory: Pace Analytical Services - Indianapolis

Associated Lab Samples: 50302487001

METHOD BLANK: 2994743 Matrix: Water
Associated Lab Samples: 50302487001

Parameter	Units	Blank Result	Reporting Limit	Analyzed	Qualifiers
Chloride	mg/L	ND	0.25	11/12/21 11:19	
Fluoride	mg/L	ND	0.10	11/12/21 11:19	
Sulfate	mg/L	ND	0.25	11/12/21 11:19	

LABORATORY CONTROL SAMPLE: 2994744

Parameter	Units	Spike Conc.	LCS Result	LCS % Rec	% Rec Limits	Qualifiers
Chloride	mg/L	1.2	1.1	91	80-120	
Fluoride	mg/L	0.5	0.44	88	80-120	
Sulfate	mg/L	2.5	2.4	95	80-120	

MATRIX SPIKE & MATRIX SPIKE DUPLICATE: 2994746 2994747

Parameter	Units	50302482001 Result	MS Spike Conc.	MSD Spike Conc.	MS Result	MSD Result	MS % Rec	MSD % Rec	% Rec Limits	RPD	Max RPD	Qual
Chloride	mg/L	31.8	125	125	145	149	91	93	80-120	2	15	
Fluoride	mg/L	0.13	0.5	0.5	0.53	0.54	81	83	80-120	2	15	
Sulfate	mg/L	262	250	250	478	478	87	87	80-120	0	15	

Results presented on this page are in the units indicated by the "Units" column except where an alternate unit is presented to the right of the result.

REPORT OF LABORATORY ANALYSIS

This report shall not be reproduced, except in full,
without the written consent of Pace Analytical Services, LLC.

Pace Analytical Services, LLC
7726 Moller Road
Indianapolis, IN 46268
(317)228-3100

QUALITY CONTROL DATA

Project: Eagle Valley P1R2
Pace Project No.: 50302487

QC Batch: 650605
QC Batch Method: EPA 3010
Analysis Method: EPA 6010
Analysis Description: 6010 MET
Laboratory: Pace Analytical Services - Indianapolis
Associated Lab Samples: 50302487001

METHOD BLANK: 2998578 Matrix: Water
Associated Lab Samples: 50302487001

Parameter	Units	Blank Result	Reporting Limit	Analyzed	Qualifiers
Aluminum	ug/L	ND	200	11/19/21 15:23	
Barium	ug/L	ND	10.0	11/19/21 15:23	
Boron	ug/L	ND	100	11/19/21 15:23	
Calcium	ug/L	ND	1000	11/19/21 15:23	
Iron	ug/L	ND	100	11/19/21 15:23	
Lithium	ug/L	ND	20.0	11/19/21 15:23	
Magnesium	ug/L	ND	1000	11/19/21 15:23	
Manganese	ug/L	ND	10.0	11/19/21 15:23	
Molybdenum	ug/L	ND	10.0	11/19/21 15:23	
Potassium	ug/L	ND	1000	11/19/21 15:23	
Silica	ug/L	ND	450	11/19/21 15:23	N2
Sodium	ug/L	ND	1000	11/19/21 15:23	

LABORATORY CONTROL SAMPLE: 2998579

Parameter	Units	Spike Conc.	LCS Result	LCS % Rec	% Rec Limits	Qualifiers
Aluminum	ug/L	5000	4520	90	80-120	
Barium	ug/L	1000	971	97	80-120	
Boron	ug/L	1000	968	97	80-120	
Calcium	ug/L	5000	5120	102	80-120	
Iron	ug/L	2500	2860	114	80-120	
Lithium	ug/L	1000	1040	104	80-120	
Magnesium	ug/L	5000	4700	94	80-120	
Manganese	ug/L	1000	1020	102	80-120	
Molybdenum	ug/L	1000	1050	105	80-120	
Potassium	ug/L	5000	5090	102	80-120	
Silica	ug/L	5350	5090	95	80-120	N2
Sodium	ug/L	5000	4840	97	80-120	

MATRIX SPIKE & MATRIX SPIKE DUPLICATE: 2998580 2998581

Parameter	Units	50302519001 Result	MS Spike Conc.	MSD Spike Conc.	MS Result	MSD Result	MS % Rec	MSD % Rec	% Rec Limits	RPD	Max RPD	Qual
Aluminum	ug/L	356	5000	5000	5220	5390	97	101	75-125	3	20	
Barium	ug/L	74.4	1000	1000	1030	1060	95	98	75-125	3	20	
Boron	ug/L	206	1000	1000	1190	1200	98	99	75-125	1	20	
Calcium	ug/L	99900	5000	5000	104000	104000	91	91	75-125	0	20	

Results presented on this page are in the units indicated by the "Units" column except where an alternate unit is presented to the right of the result.

REPORT OF LABORATORY ANALYSIS

This report shall not be reproduced, except in full,
without the written consent of Pace Analytical Services, LLC.

Pace Analytical Services, LLC
7726 Moller Road
Indianapolis, IN 46268
(317)228-3100

QUALITY CONTROL DATA

Project: Eagle Valley P1R2
Pace Project No.: 50302487

MATRIX SPIKE & MATRIX SPIKE DUPLICATE: 2998580 2998581

Parameter	Units	50302519001 Result	MS Spike Conc.	MSD Spike Conc.	MS Result	MSD Result	MS % Rec	MSD % Rec	% Rec Limits	RPD	Max RPD	Qual
Iron	ug/L	645	2500	2500	3090	3140	98	100	75-125	2	20	
Lithium	ug/L	ND	1000	1000	1040	1080	103	107	75-125	3	20	
Magnesium	ug/L	24500	5000	5000	29200	29400	94	99	75-125	1	20	
Manganese	ug/L	22.1	1000	1000	1050	1030	102	101	75-125	2	20	
Molybdenum	ug/L	ND	1000	1000	1060	1080	106	108	75-125	1	20	
Potassium	ug/L	7180	5000	5000	12300	12500	102	106	75-125	2	20	
Silica	ug/L	10400	5350	5350	13500	9000	58	-26	75-125	40	20	N2
Sodium	ug/L	40000	5000	5000	44500	45000	90	100	75-125	1	20	

Results presented on this page are in the units indicated by the "Units" column except where an alternate unit is presented to the right of the result.

REPORT OF LABORATORY ANALYSIS

This report shall not be reproduced, except in full,
without the written consent of Pace Analytical Services, LLC.

Pace Analytical Services, LLC
7726 Moller Road
Indianapolis, IN 46268
(317)228-3100

QUALITY CONTROL DATA

Project: Eagle Valley P1R2
Pace Project No.: 50302487

QC Batch: 651615
QC Batch Method: EPA 3010
Analysis Method: EPA 6010
Analysis Description: 6010 MET Dissolved
Laboratory: Pace Analytical Services - Indianapolis
Associated Lab Samples: 50302487001

METHOD BLANK: 3003491 Matrix: Water
Associated Lab Samples: 50302487001

Parameter	Units	Blank Result	Reporting Limit	Analyzed	Qualifiers
Manganese, Dissolved	ug/L	ND	10.0	11/23/21 21:22	
Molybdenum, Dissolved	ug/L	ND	10.0	11/23/21 21:22	

LABORATORY CONTROL SAMPLE: 3003492

Parameter	Units	Spike Conc.	LCS Result	LCS % Rec	% Rec Limits	Qualifiers
Manganese, Dissolved	ug/L	1000	937	94	80-120	
Molybdenum, Dissolved	ug/L	1000	965	96	80-120	

MATRIX SPIKE & MATRIX SPIKE DUPLICATE: 3003493 3003494

Parameter	Units	50302724009 Result	MS Spike Conc.	MSD Spike Conc.	MS Result	MSD Result	MS % Rec	MSD % Rec	% Rec Limits	RPD	Max RPD	Qual
Manganese, Dissolved	ug/L	ND	1000	1000	927	914	92	91	75-125	1	20	
Molybdenum, Dissolved	ug/L	31.0	1000	1000	986	991	95	96	75-125	1	20	

Results presented on this page are in the units indicated by the "Units" column except where an alternate unit is presented to the right of the result.

REPORT OF LABORATORY ANALYSIS

This report shall not be reproduced, except in full,
without the written consent of Pace Analytical Services, LLC.

Pace Analytical Services, LLC
7726 Moller Road
Indianapolis, IN 46268
(317)228-3100

QUALITY CONTROL DATA

Project: Eagle Valley P1R2
Pace Project No.: 50302487

QC Batch: 649995
QC Batch Method: EPA 200.2
Analysis Method: EPA 6020
Analysis Description: 6020 MET
Laboratory: Pace Analytical Services - Indianapolis
Associated Lab Samples: 50302487001

METHOD BLANK: 2995732 Matrix: Water
Associated Lab Samples: 50302487001

Parameter	Units	Blank Result	Reporting Limit	Analyzed	Qualifiers
Antimony	ug/L	ND	1.0	11/13/21 10:03	
Arsenic	ug/L	ND	1.0	11/13/21 10:03	
Cobalt	ug/L	ND	1.0	11/13/21 10:03	
Selenium	ug/L	ND	1.0	11/13/21 10:03	

LABORATORY CONTROL SAMPLE: 2995733

Parameter	Units	Spike Conc.	LCS Result	LCS % Rec	% Rec Limits	Qualifiers
Antimony	ug/L	40	41.3	103	80-120	
Arsenic	ug/L	40	38.6	97	80-120	
Cobalt	ug/L	40	39.4	98	80-120	
Selenium	ug/L	40	37.3	93	80-120	

MATRIX SPIKE & MATRIX SPIKE DUPLICATE: 2995734 2995735

Parameter	Units	50302525010 Result	MS Spike Conc.	MSD Spike Conc.	MS Result	MSD Result	MS % Rec	MSD % Rec	% Rec Limits	RPD	Max RPD	Qual
Antimony	ug/L	<1.0	40	40	41.9	41.3	105	103	75-125	1	20	
Arsenic	ug/L	6.8	40	40	45.4	45.8	96	98	75-125	1	20	
Cobalt	ug/L	<1.0	40	40	36.4	36.7	91	91	75-125	1	20	
Selenium	ug/L	<1.0	40	40	35.8	36.8	89	92	75-125	3	20	

Results presented on this page are in the units indicated by the "Units" column except where an alternate unit is presented to the right of the result.

REPORT OF LABORATORY ANALYSIS

This report shall not be reproduced, except in full,
without the written consent of Pace Analytical Services, LLC.

Pace Analytical Services, LLC
7726 Moller Road
Indianapolis, IN 46268
(317)228-3100

QUALITY CONTROL DATA

Project: Eagle Valley P1R2
Pace Project No.: 50302487

QC Batch: 650277
QC Batch Method: SM 2320B
Analysis Method: SM 2320B
Analysis Description: 2320B Alkalinity
Laboratory: Pace Analytical Services - Indianapolis
Associated Lab Samples: 50302487001

METHOD BLANK: 2997373 Matrix: Water
Associated Lab Samples: 50302487001

Parameter	Units	Blank Result	Reporting Limit	Analyzed	Qualifiers
Alkalinity, Total as CaCO3	mg/L	ND	2.0	11/13/21 15:11	
Alkalinity,Bicarbonate (CaCO3)	mg/L	ND	2.0	11/13/21 15:11	
Alkalinity,Carbonate (CaCO3)	mg/L	ND	2.0	11/13/21 15:11	

LABORATORY CONTROL SAMPLE: 2997374

Parameter	Units	Spike Conc.	LCS Result	LCS % Rec	% Rec Limits	Qualifiers
Alkalinity, Total as CaCO3	mg/L	50	49.0	98	90-110	

SAMPLE DUPLICATE: 2997375

Parameter	Units	50302460001 Result	Dup Result	RPD	Max RPD	Qualifiers
Alkalinity, Total as CaCO3	mg/L	77.4	74.6	4	20	
Alkalinity,Bicarbonate (CaCO3)	mg/L	77.4	74.6	4	20	
Alkalinity,Carbonate (CaCO3)	mg/L	ND	ND		20	

SAMPLE DUPLICATE: 2997376

Parameter	Units	50302482001 Result	Dup Result	RPD	Max RPD	Qualifiers
Alkalinity, Total as CaCO3	mg/L	486	490	1	20	
Alkalinity,Bicarbonate (CaCO3)	mg/L	486	490	1	20	
Alkalinity,Carbonate (CaCO3)	mg/L	ND	ND		20	

Results presented on this page are in the units indicated by the "Units" column except where an alternate unit is presented to the right of the result.

REPORT OF LABORATORY ANALYSIS

This report shall not be reproduced, except in full,
without the written consent of Pace Analytical Services, LLC.

Pace Analytical Services, LLC
7726 Moller Road
Indianapolis, IN 46268
(317)228-3100

QUALITY CONTROL DATA

Project: Eagle Valley P1R2
Pace Project No.: 50302487

QC Batch: 650013
QC Batch Method: SM 2540C
Analysis Method: SM 2540C
Analysis Description: 2540C Total Dissolved Solids
Laboratory: Pace Analytical Services - Indianapolis
Associated Lab Samples: 50302487001

METHOD BLANK: 2995844 Matrix: Water
Associated Lab Samples: 50302487001

Parameter	Units	Blank Result	Reporting Limit	Analyzed	Qualifiers
Total Dissolved Solids	mg/L	ND	10.0	11/12/21 09:09	

LABORATORY CONTROL SAMPLE: 2995845

Parameter	Units	Spike Conc.	LCS Result	LCS % Rec	% Rec Limits	Qualifiers
Total Dissolved Solids	mg/L	300	284	95	80-120	

SAMPLE DUPLICATE: 2995846

Parameter	Units	50302482005 Result	Dup Result	RPD	Max RPD	Qualifiers
Total Dissolved Solids	mg/L	726	760	5	10	

SAMPLE DUPLICATE: 2995847

Parameter	Units	50302494006 Result	Dup Result	RPD	Max RPD	Qualifiers
Total Dissolved Solids	mg/L	286	302	5	10	

Results presented on this page are in the units indicated by the "Units" column except where an alternate unit is presented to the right of the result.

REPORT OF LABORATORY ANALYSIS

This report shall not be reproduced, except in full,
without the written consent of Pace Analytical Services, LLC.

Pace Analytical Services, LLC
7726 Moller Road
Indianapolis, IN 46268
(317)228-3100

QUALITY CONTROL DATA

Project: Eagle Valley P1R2
Pace Project No.: 50302487

QC Batch: 650080
QC Batch Method: SM 4500-H+B
Analysis Method: SM 4500-H+B
Analysis Description: 4500H+B pH
Laboratory: Pace Analytical Services - Indianapolis

Associated Lab Samples: 50302487001

SAMPLE DUPLICATE: 2996147

Parameter	Units	50302400001 Result	Dup Result	RPD	Max RPD	Qualifiers
pH at 25 Degrees C	Std. Units	7.3	7.4	1	2	H3

SAMPLE DUPLICATE: 2996148

Parameter	Units	50302460001 Result	Dup Result	RPD	Max RPD	Qualifiers
pH at 25 Degrees C	Std. Units	7.0	7.0	1	2	H3

Results presented on this page are in the units indicated by the "Units" column except where an alternate unit is presented to the right of the result.

REPORT OF LABORATORY ANALYSIS

This report shall not be reproduced, except in full,
without the written consent of Pace Analytical Services, LLC.

Pace Analytical Services, LLC
7726 Moller Road
Indianapolis, IN 46268
(317)228-3100

QUALITY CONTROL DATA

Project: Eagle Valley P1R2
Pace Project No.: 50302487

QC Batch: 649913
QC Batch Method: SM 4500-S2-D
Analysis Method: SM 4500-S2-D
Analysis Description: 4500S2D Sulfide Water
Laboratory: Pace Analytical Services - Indianapolis
Associated Lab Samples: 50302487001

METHOD BLANK: 2995051 Matrix: Water
Associated Lab Samples: 50302487001

Parameter	Units	Blank Result	Reporting Limit	Analyzed	Qualifiers
Sulfide	mg/L	ND	0.10	11/11/21 17:45	

LABORATORY CONTROL SAMPLE: 2995052

Parameter	Units	Spike Conc.	LCS Result	LCS % Rec	% Rec Limits	Qualifiers
Sulfide	mg/L	0.5	0.52	105	90-110	

MATRIX SPIKE & MATRIX SPIKE DUPLICATE: 2995053 2995054

Parameter	Units	50302539002 Result	MS Spike Conc.	MSD Spike Conc.	MS Result	MSD Result	MS % Rec	MSD % Rec	% Rec Limits	RPD	Max RPD	Qual
Sulfide	mg/L	ND	0.5	0.5	0.40	0.40	77	76	90-110	0	20	M3

MATRIX SPIKE SAMPLE: 2995055

Parameter	Units	50302539003 Result	Spike Conc.	MS Result	MS % Rec	% Rec Limits	Qualifiers
Sulfide	mg/L	ND	0.5	0.29	54	90-110	M0

Results presented on this page are in the units indicated by the "Units" column except where an alternate unit is presented to the right of the result.

REPORT OF LABORATORY ANALYSIS

This report shall not be reproduced, except in full,
without the written consent of Pace Analytical Services, LLC.

Pace Analytical Services, LLC
7726 Moller Road
Indianapolis, IN 46268
(317)228-3100

QUALITY CONTROL DATA

Project: Eagle Valley P1R2
Pace Project No.: 50302487

QC Batch: 649596
QC Batch Method: EPA 353.2
Analysis Method: EPA 353.2
Analysis Description: 353.2 Nitrate + Nitrite, Unpres.
Laboratory: Pace Analytical Services - Indianapolis
Associated Lab Samples: 50302487001

METHOD BLANK: 2993311 Matrix: Water
Associated Lab Samples: 50302487001

Parameter	Units	Blank Result	Reporting Limit	Analyzed	Qualifiers
Nitrogen, Nitrate	mg/L	ND	0.10	11/10/21 14:33	
Nitrogen, Nitrite	mg/L	ND	0.10	11/10/21 14:33	

LABORATORY CONTROL SAMPLE: 2993312

Parameter	Units	Spike Conc.	LCS Result	LCS % Rec	% Rec Limits	Qualifiers
Nitrogen, Nitrate	mg/L	1	1.0	101	90-110	
Nitrogen, Nitrite	mg/L	1	1.1	106	90-110	

MATRIX SPIKE & MATRIX SPIKE DUPLICATE: 2993313 2993314

Parameter	Units	50302464002 Result	MS Spike Conc.	MSD Spike Conc.	MS Result	MSD Result	MS % Rec	MSD % Rec	% Rec Limits	RPD	Max RPD	Qual
Nitrogen, Nitrate	mg/L	14.4	10	10	23.6	23.9	92	94	90-110	1	20	
Nitrogen, Nitrite	mg/L	ND	10	10	11.1	11.2	111	112	90-110	0	20	M3

Results presented on this page are in the units indicated by the "Units" column except where an alternate unit is presented to the right of the result.

REPORT OF LABORATORY ANALYSIS

This report shall not be reproduced, except in full,
without the written consent of Pace Analytical Services, LLC.

Pace Analytical Services, LLC
7726 Moller Road
Indianapolis, IN 46268
(317)228-3100

QUALITY CONTROL DATA

Project: Eagle Valley P1R2
Pace Project No.: 50302487

QC Batch: 650806
QC Batch Method: EPA 365.1
Analysis Method: EPA 365.1
Analysis Description: 365.1 Total Phosphorus
Laboratory: Pace Analytical Services - Indianapolis
Associated Lab Samples: 50302487001

METHOD BLANK: 2999469 Matrix: Water
Associated Lab Samples: 50302487001

Parameter	Units	Blank Result	Reporting Limit	Analyzed	Qualifiers
Phosphate as P04	mg/L	ND	0.15	11/18/21 18:38	

LABORATORY CONTROL SAMPLE: 2999470

Parameter	Units	Spike Conc.	LCS Result	LCS % Rec	% Rec Limits	Qualifiers
Phosphate as P04	mg/L		1.5			

MATRIX SPIKE SAMPLE: 2999471

Parameter	Units	50302475001 Result	Spike Conc.	MS Result	MS % Rec	% Rec Limits	Qualifiers
Phosphate as P04	mg/L	<0.15		1.6			

MATRIX SPIKE & MATRIX SPIKE DUPLICATE: 2999472 2999473

Parameter	Units	50302494003 Result	MS Spike Conc.	MSD Spike Conc.	MS Result	MSD Result	MS % Rec	MSD % Rec	% Rec Limits	RPD	Max RPD	Qual
Phosphate as P04	mg/L	ND			1.4	1.5				11		

Results presented on this page are in the units indicated by the "Units" column except where an alternate unit is presented to the right of the result.

REPORT OF LABORATORY ANALYSIS

This report shall not be reproduced, except in full,
without the written consent of Pace Analytical Services, LLC.

Pace Analytical Services, LLC
7726 Moller Road
Indianapolis, IN 46268
(317)228-3100

QUALITY CONTROL DATA

Project: Eagle Valley P1R2
Pace Project No.: 50302487

QC Batch: 652167
QC Batch Method: SM 5310C
Analysis Method: SM 5310C
Analysis Description: 5310C Total Organic Carbon
Laboratory: Pace Analytical Services - Indianapolis
Associated Lab Samples: 50302487001

METHOD BLANK: 3005539 Matrix: Water
Associated Lab Samples: 50302487001

Parameter	Units	Blank Result	Reporting Limit	Analyzed	Qualifiers
Total Organic Carbon	mg/L	ND	1.0	11/23/21 14:32	

LABORATORY CONTROL SAMPLE: 3005540

Parameter	Units	Spike Conc.	LCS Result	LCS % Rec	% Rec Limits	Qualifiers
Total Organic Carbon	mg/L	10	10.9	109	90-110	

MATRIX SPIKE & MATRIX SPIKE DUPLICATE: 3005541 3005542

Parameter	Units	50302494003 Result	MS Spike Conc.	MSD Spike Conc.	MS Result	MSD Result	MS % Rec	MSD % Rec	% Rec Limits	RPD	Max RPD	Qual
Total Organic Carbon	mg/L	2.3	10	10	13.3	13.2	110	109	80-120	1	20	

MATRIX SPIKE & MATRIX SPIKE DUPLICATE: 3005550 3005551

Parameter	Units	50302875005 Result	MS Spike Conc.	MSD Spike Conc.	MS Result	MSD Result	MS % Rec	MSD % Rec	% Rec Limits	RPD	Max RPD	Qual
Total Organic Carbon	mg/L	3.7	10	10	14.4	14.1	108	105	80-120	2	20	

Results presented on this page are in the units indicated by the "Units" column except where an alternate unit is presented to the right of the result.

REPORT OF LABORATORY ANALYSIS

This report shall not be reproduced, except in full,
without the written consent of Pace Analytical Services, LLC.

Pace Analytical Services, LLC
7726 Moller Road
Indianapolis, IN 46268
(317)228-3100

QUALITY CONTROL DATA

Project: Eagle Valley P1R2
Pace Project No.: 50302487

QC Batch: 652165
QC Batch Method: SM 5310C
Analysis Method: SM 5310C
Analysis Description: 5310C Dissolved Organic Carbon
Laboratory: Pace Analytical Services - Indianapolis
Associated Lab Samples: 50302487001

METHOD BLANK: 3005526 Matrix: Water
Associated Lab Samples: 50302487001

Parameter	Units	Blank Result	Reporting Limit	Analyzed	Qualifiers
Dissolved Organic Carbon	mg/L	ND	1.0	11/23/21 13:15	

LABORATORY CONTROL SAMPLE: 3005527

Parameter	Units	Spike Conc.	LCS Result	LCS % Rec	% Rec Limits	Qualifiers
Dissolved Organic Carbon	mg/L	10	9.8	98	90-110	

MATRIX SPIKE & MATRIX SPIKE DUPLICATE: 3005528 3005529

Parameter	Units	50302463002 Result	MS Spike Conc.	MSD Spike Conc.	MS Result	MSD Result	MS % Rec	MSD % Rec	% Rec Limits	RPD	Max RPD	Qual
Dissolved Organic Carbon	mg/L	ND	10	10	10.2	10.6	95	99	80-120	4	20	

MATRIX SPIKE SAMPLE: 3005530

Parameter	Units	50302472001 Result	Spike Conc.	MS Result	MS % Rec	% Rec Limits	Qualifiers
Dissolved Organic Carbon	mg/L	1.0	10	10.7	96	80-120	

Results presented on this page are in the units indicated by the "Units" column except where an alternate unit is presented to the right of the result.

REPORT OF LABORATORY ANALYSIS

This report shall not be reproduced, except in full,
without the written consent of Pace Analytical Services, LLC.

Pace Analytical Services, LLC
7726 Moller Road
Indianapolis, IN 46268
(317)228-3100

ANALYTICAL RESULTS - RADIOCHEMISTRY

Project: Eagle Valley P1R2
Pace Project No.: 50302487

Sample: MW-16S **Lab ID: 50302487001** Collected: 11/09/21 16:15 Received: 11/10/21 12:15 Matrix: Water
PWS: Site ID: Sample Type:

Parameters	Method	Act ± Unc (MDC) Carr Trac	Units	Analyzed	CAS No.	Qual
	Pace Analytical Services - Greensburg					
Radium-226	EPA 903.1	**-0.0633 ± 0.289 (0.681) C:NA T:96%**	pCi/L	12/13/21 13:18	13982-63-3	
	Pace Analytical Services - Greensburg					
Radium-228	EPA 904.0	**0.211 ± 0.342 (0.742) C:74% T:100%**	pCi/L	12/20/21 14:52	15262-20-1	
	Pace Analytical Services - Greensburg					
Total Radium	Total Radium Calculation	**0.211 ± 0.631 (1.42)**	pCi/L	12/21/21 09:26	7440-14-4	

REPORT OF LABORATORY ANALYSIS

This report shall not be reproduced, except in full,
without the written consent of Pace Analytical Services, LLC.

Pace Analytical Services, LLC
7726 Moller Road
Indianapolis, IN 46268
(317)228-3100

QUALITY CONTROL - RADIOCHEMISTRY

Project: Eagle Valley P1R2
Pace Project No.: 50302487

QC Batch: 473900
QC Batch Method: EPA 903.1
Analysis Method: EPA 903.1
Analysis Description: 903.1 Radium-226
Laboratory: Pace Analytical Services - Greensburg
Associated Lab Samples: 50302487001

METHOD BLANK: 2289294 Matrix: Water
Associated Lab Samples: 50302487001

Parameter	Act ± Unc (MDC) Carr Trac	Units	Analyzed	Qualifiers
Radium-226	-0.101 ± 0.244 (0.608) C:NA T:90%	pCi/L	12/13/21 12:55	

Results presented on this page are in the units indicated by the "Units" column except where an alternate unit is presented to the right of the result.

REPORT OF LABORATORY ANALYSIS

This report shall not be reproduced, except in full,
without the written consent of Pace Analytical Services, LLC.

Pace Analytical Services, LLC
7726 Moller Road
Indianapolis, IN 46268
(317)228-3100

QUALITY CONTROL - RADIOCHEMISTRY

Project: Eagle Valley P1R2
Pace Project No.: 50302487

QC Batch: 473902
QC Batch Method: EPA 904.0
Analysis Method: EPA 904.0
Analysis Description: 904.0 Radium 228
Laboratory: Pace Analytical Services - Greensburg
Associated Lab Samples: 50302487001

METHOD BLANK: 2289309 Matrix: Water
Associated Lab Samples: 50302487001

Parameter	Act ± Unc (MDC) Carr Trac	Units	Analyzed	Qualifiers
Radium-228	0.237 ± 0.332 (0.712) C:73% T:87%	pCi/L	12/20/21 11:43	

Results presented on this page are in the units indicated by the "Units" column except where an alternate unit is presented to the right of the result.

REPORT OF LABORATORY ANALYSIS

This report shall not be reproduced, except in full,
without the written consent of Pace Analytical Services, LLC.

Pace Analytical Services, LLC
7726 Moller Road
Indianapolis, IN 46268
(317)228-3100

QUALIFIERS

Project: Eagle Valley P1R2
Pace Project No.: 50302487

DEFINITIONS

DF - Dilution Factor, if reported, represents the factor applied to the reported data due to dilution of the sample aliquot.

ND - Not Detected at or above adjusted reporting limit.

TNTC - Too Numerous To Count

J - Estimated concentration above the adjusted method detection limit and below the adjusted reporting limit.

MDL - Adjusted Method Detection Limit.

PQL - Practical Quantitation Limit.

RL - Reporting Limit - The lowest concentration value that meets project requirements for quantitative data with known precision and bias for a specific analyte in a specific matrix.

S - Surrogate

1,2-Diphenylhydrazine decomposes to and cannot be separated from Azobenzene using Method 8270. The result for each analyte is a combined concentration.

Consistent with EPA guidelines, unrounded data are displayed and have been used to calculate % recovery and RPD values.

LCS(D) - Laboratory Control Sample (Duplicate)

MS(D) - Matrix Spike (Duplicate)

DUP - Sample Duplicate

RPD - Relative Percent Difference

NC - Not Calculable.

SG - Silica Gel - Clean-Up

U - Indicates the compound was analyzed for, but not detected.

N-Nitrosodiphenylamine decomposes and cannot be separated from Diphenylamine using Method 8270. The result reported for each analyte is a combined concentration.

Reported results are not rounded until the final step prior to reporting. Therefore, calculated parameters that are typically reported as "Total" may vary slightly from the sum of the reported component parameters.

Act - Activity

Unc - Uncertainty: SDWA = 1.96 sigma count uncertainty, all other matrices = Expanded Uncertainty (95% confidence interval). Gamma Spec = Expanded Uncertainty (95.4% Confidence Interval)

(MDC) - Minimum Detectable Concentration

Trac - Tracer Recovery (%)

Carr - Carrier Recovery (%)

Pace Analytical is TNI accredited. Contact your Pace PM for the current list of accredited analytes.

TNI - The NELAC Institute.

ANALYTE QUALIFIERS

H3	Sample was received or analysis requested beyond the recognized method holding time.
M0	Matrix spike recovery and/or matrix spike duplicate recovery was outside laboratory control limits.
M3	Matrix spike recovery was outside laboratory control limits due to matrix interferences.
N2	The lab does not hold NELAC/TNI accreditation for this parameter but other accreditations/certifications may apply. A complete list of accreditations/certifications is available upon request.

This report shall not be reproduced, except in full,
without the written consent of Pace Analytical Services, LLC.

Pace Analytical Services, LLC
7726 Moller Road
Indianapolis, IN 46268
(317)228-3100

QUALITY CONTROL DATA CROSS REFERENCE TABLE

Project: Eagle Valley P1R2
Pace Project No.: 50302487

Lab ID	Sample ID	QC Batch Method	QC Batch	Analytical Method	Analytical Batch
50302487001	**MW-16S**	EPA 9056	649867		
50302487001	**MW-16S**	EPA 3010	650605	EPA 6010	651608
50302487001	**MW-16S**	EPA 3010	651615	EPA 6010	652312
50302487001	**MW-16S**	EPA 200.2	649995	EPA 6020	650160
50302487001	**MW-16S**	EPA 903.1	473900		
50302487001	**MW-16S**	EPA 904.0	473902		
50302487001	**MW-16S**	Total Radium Calculation	476970		
50302487001	**MW-16S**	SM 2320B	650277		
50302487001	**MW-16S**	SM 2540C	650013		
50302487001	**MW-16S**	SM 4500-H+B	650080		
50302487001	**MW-16S**	SM 4500-S2-D	649913		
50302487001	**MW-16S**	EPA 353.2	649596		
50302487001	**MW-16S**	EPA 365.1	650806	EPA 365.1	651391
50302487001	**MW-16S**	SM 5310C	652167		
50302487001	**MW-16S**	SM 5310C	652165		

This report shall not be reproduced, except in full,
without the written consent of Pace Analytical Services, LLC.

WO# : 50302487

50302487

CHAIN-OF-CUSTODY / Analytical Request Document

The Chain-of-Custody is a LEGAL DOCUMENT. All relevant fields must be completed accurately.

Page : 1 Of 1

Section A — Required Client Information:

Company:	ATC Group Services
Address:	7988 Centerpoint Drive
	Indianapolis, IN 46256
Email:	mark.breting@atcassociates.com
Phone:	NONE Fax:
Requested Due Date:	

Section B

Report To:	Mark Breting
Copy To:	
Purchase Order #:	
Project Name:	Eagle Valley Profile 1 Report 2
Project #:	

Section C — Invoice Information:

Attention:	
Company Name:	
Address:	
Pace Quote:	
Pace Project Manager:	hayden.putt@pacelabs.com
Pace Profile #:	6246 Line 29

Regulatory Agency:

State / Location: IN

SAMPLE ID — One Character per box. (A-Z, 0-9 / , -) Sample Ids must be unique

MATRIX CODE: Drinking Water DW; Water WT; Waste Water WW; Product P; Soil/Solid SL; Oil OL; Wipe WP; Air AR; Other OT; Tissue TS

ITEM #	SAMPLE ID	MATRIX CODE (see valid codes to left)	SAMPLE TYPE (G=GRAB C=COMP)	COLLECTED START DATE	COLLECTED START TIME	COLLECTED END DATE	COLLECTED END TIME	SAMPLE TEMP AT COLLECTION	# OF CONTAINERS	Preservatives: Unpreserved	H2SO4	HNO3	HCl	NaOH + ZnAcetate	Na2S2O3	Methanol	Other	Analyses Test Y/N	TDS/ NO3,NO2-Wet	(Cl, F, SO4) IC	Metals, Total*	Metals Diss. Field Filtered**	Rad-228	Rad-226	Alkalinity, Ferrous Iron, pH	TOC by 5310C	DOC by 5310C	Sulfide	Phosphate		Residual Chlorine (Y/N)	
																		Y/N				Y					Y				
1	MW-16S	WT		11/9	1015				11	3	3	4		1					X	X	X	X	X	X	X	X	X	X	X		001
2		WT							11	3	3	4		1					X	X	X	X	X	X	X	X	X	X	X		
3		WT							11	3	3	4		1					X	X	X	X	X	X	X	X	X	X	X		
4		WT							11	3	3	4		1					X	X	X	X	X	X	X	X	X	X	X		
5		WT							11	3	3	4		1					X	X	X	X	X	X	X	X	X	X	X		
6		WT							11	3	3	4		1					X	X	X	X	X	X	X	X	X	X	X		
7		WT							11	3	3	4		1					X	X	X	X	X	X	X	X	X	X	X		
8		WT							11	3	3	4		1					X	X	X	X	X	X	X	X	X	X	X		
9		WT							11	3	3	4		1					X	X	X	X	X	X	X	X	X	X	X		
10		WT							11	3	3	4		1					X	X	X	X	X	X	X	X	X	X	X		
11		WT							11	3	3	4		1					X	X	X	X	X	X	X	X	X	X	X		
12		WT							11	3	3	4		1					X	X	X	X	X	X	X	X	X	X	X		

ADDITIONAL COMMENTS	RELINQUISHED BY / AFFILIATION	DATE	TIME	ACCEPTED BY / AFFILIATION	DATE	TIME
* Metals: 6010 (Al, Ba, B, Fe, Mn, Mo, Ca, Mg, Na, K, Li, SiO2)		11/10	0630		11/10/21	1135
6020 (Co, As, Se, Sb)		11/10/21	1215		11-10-21	12:15
** Dissolved FF 6010 (Mo, Mn)						
Alkalinity = (Total , Bicarb & Carb)						

SAMPLE CONDITIONS

TEMP in C	Received on Ice (Y/N)	Custody Sealed Cooler (Y/N)	Samples Intact (Y/N)
0.1	y	N	y

SAMPLER NAME AND SIGNATURE

PRINT Name of SAMPLER: P. Gregg Hopper

SIGNATURE of SAMPLER: [signature]

DATE Signed: 11/10/21

Pace Analytical

SAMPLE CONDITION UPON RECEIPT FORM

Date/Time and Initials of person examining contents: BC 11-10-21 12:25

1. **Courier:** ☐ FED EX ☐ UPS ☐ CLIENT ☑ PACE ☐ USPS ☐ OTHER _____
2. **Custody Seal on Cooler/Box Present:** ☐ Yes ☑ No
   (If yes)Seals Intact: ☐ Yes ☐ No **(leave blank if no seals were present)**
3. **Thermometer:** 1 2 3 4 5 6 A B C (D) E F
4. **Cooler Temperature:** 0.1/0.1
   Temp should be above freezing to 6°C **(Initial/Corrected)**

5. **Packing Material:** ☐ Bubble Wrap ☑ Bubble Bags ☐ None ☐ Other _____
6. **Ice Type:** ☑ Wet ☐ Blue ☐ None
7. **If temp. is over 6°C or under 0°C, was the PM notified?:** ☐ Yes ☐ No

All discrepancies will be written out in the comments section below.

	Yes	No		Yes	No	N/A
USDA Regulated Soils? (HI, ID, NY, WA, OR,CA, NM, TX, OK, AR, LA, TN, AL, MS, NC, SC, GA, FL, or Puerto Rico)		✓	All containers needing acid/base pres. Have been CHECKED?: **exceptions: VOA, coliform, LLHg, O&G, and any container with a septum cap or preserved with HCl.** **Circle:** HNO3 (<2) H2SO4 (<2) NaOH (>10) NaOH/ZnAc (>9) Any non-conformance to pH recommendations will be noted on the container count form	✓		
Short Hold Time Analysis (48 hours or less)? **Analysis:** NO_3	✓					
Time 5035A TC placed in Freezer or Short Holds To Lab	Time: 14:15			Present	Absent	N/A ✓
		✓	Residual Chlorine Check (SVOC 625 Pest/PCB 608)			✓
Rush TAT Requested (4 days or less):		✓	Residual Chlorine Check (Total/Amenable/Free Cyanide)			✓
Custody Signatures Present?	✓		Headspace Wisconsin Sulfide?			✓
Containers Intact?:	✓		Headspace in VOA Vials (>6mm): See Containter Count form for details	Present	Absent	No VOA Vials Sent ✓
Sample Label (IDs/Dates/Times) Match COC?: Except TCs, which only require sample ID	✓		Trip Blank Present?		✓	
Extra labels on Terracore Vials? (soils only)			Trip Blank Custody Seals?:			✓

COMMENTS:

COC PAGE 1 of 1

Sample Container Count

SBS
DI
MeOH (only)
BK
Kit

** Place a RED dot on containers that are out of conformance **

COC Line Item	WGFU	R	DG9H VG9H	VOA VIAL HS (>6mm)	VG9U	DG9U	VG9T	AG0U	AG1H	AG1U	AG2U	AG3S	AG3SF	AG3C	BP1U	BP1N	BP2U	BP3U	BP3N	BP3F	BP3S	BP3B	BP3Z	CG3H	Syringe Kit			Matrix	HNO3/ H2SO4 pH <2	NaOH/ ZNAc pH >9	NaOH pH>10
1												1	1			2	1	2	1	1	1		1					WT	✓	✓	
2																															
3																															
4																															
5																															
6																															
7																															
8																															
9																															
10																															
11																															
12																															

Container Codes

Glass

DG9H	40mL HCl amber voa vial	BG1T	1L Na Thiosulfate clear glass	BP1B	1L NaOH plastic
DG9P	40mL TSP amber vial	BG1U	1L unpreserved glass	BP1N	1L HNO3 plastic
DG9S	40mL H2SO4 amber vial	BG3H	250mL HCl Clear Glass	BP1S	1L H2SO4 plastic
DG9T	40mL Na Thio amber vial	BG3U	250mL Unpres Clear Glass	BP1U	1L unpreserved plastic
DG9U	40mL unpreserved amber vial	AG0U	100mL unpres amber glass	BP1Z	1L NaOH, Zn, Ac
VG9H	40mL HCl clear vial	AG1H	1L HCl amber glass	BP2N	500mL HNO3 plastic
VG9T	40mL Na Thio. clear vial	AG1S	1L H2SO4 amber glass	BP2C	500mL NaOH plastic
VG9U	40mL unpreserved clear vial	AG1T	1L Na Thiosulfate amber glass	BP2S	500mL H2SO4 plastic
I	40mL w/hexane wipe vial	AG1U	1liter unpres amber glass	BP2U	500mL unpreserved plastic
WGKU	8oz unpreserved clear jar	AG2N	500mL HNO3 amber glass	BP2Z	500mL NaOH, Zn Ac
WGFU	4oz clear soil jar	AG2S	500mL H2SO4 amber glass	BP3B	250mL NaOH plastic
JGFU	4oz unpreserved amber wide	AG2U	500mL unpres amber glass	BP3N	250mL HNO3 plastic
CG3H	250mL clear glass HCl	AG3S	250mL H2SO4 amber glass	BP3F	250mL HNO3 plastic-field filtered
BG1H	1L HCl clear glass	AG3SF	250mL H2SO4 amb glass -field filtered	BP3U	250mL unpreserved plastic
BG1S	1L H2SO4 clear glass	AG3U	250mL unpres amber glass	BP3S	250mL H2SO4 plastic
GN	General	AG3C	250mL NaOH amber glass	BP3Z	250mL NaOH, ZnAc plastic

Plastic / Misc.

BP4U	125mL unpreserved plastic
BP4N	125mL HNO3 plastic
BP4S	125mL H2SO4 plastic

Syringe Kit	LL Cr+6 sampling kit

AF	Air Filter
C	Air Cassettes
R	Terracore kit
SP5T	120mL Coliform Na Thiosulfate
U	Summa Can
ZPLC	Ziploc Bag

WT		Water	
SL		Solid	
NAL	OL	Non-aqueous liquid	Oil
WP		Wipe	

Pace Analytical Services, LLC
7726 Moller Road
Indianapolis, IN 46268
(317)228-3100

February 17, 2022

Mr. Mark Breting
ATC Group Services
7988 Centerpoint Drive
Suite 100
Indianapolis, IN 46256

RE: Project: Eagle Valley P1R2
Pace Project No.: 50302629

Dear Mr. Breting:

Enclosed are the analytical results for sample(s) received by the laboratory on November 11, 2021. The results relate only to the samples included in this report. Results reported herein conform to the applicable TNI/NELAC Standards and the laboratory's Quality Manual, where applicable, unless otherwise noted in the body of the report.

The test results provided in this final report were generated by each of the following laboratories within the Pace Network:

- Pace Analytical Services - Indianapolis
- Pace Analytical Services - Greensburg

If you have any questions concerning this report, please feel free to contact me.

Sincerely,

Hayden Putt
hayden.putt@pacelabs.com
(317)228-3145
Project Manager

Enclosures

cc: Mr. Robert Miller, Haley & Aldrich

This report shall not be reproduced, except in full,
without the written consent of Pace Analytical Services, LLC.

Pace Analytical Services, LLC
7726 Moller Road
Indianapolis, IN 46268
(317)228-3100

CERTIFICATIONS

Project: Eagle Valley P1R2
Pace Project No.: 50302629

Pace Analytical Services Pennsylvania

1638 Roseytown Rd Suites 2,3&4, Greensburg, PA 15601
ANAB DOD-ELAP Rad Accreditation #: L2417
Alabama Certification #: 41590
Arizona Certification #: AZ0734
Arkansas Certification
California Certification #: 04222CA
Colorado Certification #: PA01547
Connecticut Certification #: PH-0694
Delaware Certification
EPA Region 4 DW Rad
Florida/TNI Certification #: E87683
Georgia Certification #: C040
Florida: Cert E871149 SEKS WET
Guam Certification
Hawaii Certification
Idaho Certification
Illinois Certification
Indiana Certification
Iowa Certification #: 391
Kansas/TNI Certification #: E-10358
Kentucky Certification #: KY90133
KY WW Permit #: KY0098221
KY WW Permit #: KY0000221
Louisiana DHH/TNI Certification #: LA180012
Louisiana DEQ/TNI Certification #: 4086
Maine Certification #: 2017020
Maryland Certification #: 308
Massachusetts Certification #: M-PA1457
Michigan/PADEP Certification #: 9991
Missouri Certification #: 235
Montana Certification #: Cert0082
Nebraska Certification #: NE-OS-29-14
Nevada Certification #: PA014572018-1
New Hampshire/TNI Certification #: 297617
New Jersey/TNI Certification #: PA051
New Mexico Certification #: PA01457
New York/TNI Certification #: 10888
North Carolina Certification #: 42706
North Dakota Certification #: R-190
Ohio EPA Rad Approval: #41249
Oregon/TNI Certification #: PA200002-010
Pennsylvania/TNI Certification #: 65-00282
Puerto Rico Certification #: PA01457
Rhode Island Certification #: 65-00282
South Dakota Certification
Tennessee Certification #: 02867
Texas/TNI Certification #: T104704188-17-3
Utah/TNI Certification #: PA014572017-9
USDA Soil Permit #: P330-17-00091
Vermont Dept. of Health: ID# VT-0282
Virgin Island/PADEP Certification
Virginia/VELAP Certification #: 460198
Washington Certification #: C868
West Virginia DEP Certification #: 143
West Virginia DHHR Certification #: 9964C
Wisconsin Approve List for Rad
Wyoming Certification #: 8TMS-L

Pace Analytical Services Indianapolis

7726 Moller Road, Indianapolis, IN 46268
Illinois Accreditation #: 200074
Indiana Drinking Water Laboratory #: C-49-06
Kansas/TNI Certification #: E-10177
Kentucky UST Agency Interest #: 80226
Kentucky WW Laboratory ID #: 98019
Michigan Drinking Water Laboratory #9050
Ohio VAP Certified Laboratory #: CL0065
Oklahoma Laboratory #: 9204
Texas Certification #: T104704355
Wisconsin Laboratory #: 999788130
USDA Soil Permit #: P330-19-00257

This report shall not be reproduced, except in full,
without the written consent of Pace Analytical Services, LLC.

Pace Analytical Services, LLC
7726 Moller Road
Indianapolis, IN 46268
(317)228-3100

SAMPLE SUMMARY

Project: Eagle Valley P1R2
Pace Project No.: 50302629

Lab ID	Sample ID	Matrix	Date Collected	Date Received
50302629004	**MW-17S**	Water	11/10/21 10:33	11/11/21 14:00
50302629005	**MW-17I**	Water	11/10/21 11:37	11/11/21 14:00
50302629006	**MW-17I MS**	Water	11/10/21 11:37	11/11/21 14:00
50302629007	**MW-17I MSD**	Water	11/10/21 11:37	11/11/21 14:00
50302629008	**MW-17D**	Water	11/10/21 12:47	11/11/21 14:00
50302629009	**MW-19S**	Water	11/10/21 14:20	11/11/21 14:00
50302629010	**MW-19I**	Water	11/10/21 14:50	11/11/21 14:00
50302629011	**MW-19D**	Water	11/10/21 15:55	11/11/21 14:00
50302629012	**FIELD BLANK 2**	Water	11/10/21 15:05	11/11/21 14:00

This report shall not be reproduced, except in full,
without the written consent of Pace Analytical Services, LLC.

Pace Analytical Services, LLC
7726 Moller Road
Indianapolis, IN 46268
(317)228-3100

SAMPLE ANALYTE COUNT

Project: Eagle Valley P1R2
Pace Project No.: 50302629

Lab ID	Sample ID	Method	Analysts	Analytes Reported	Laboratory
50302629004	**MW-17S**	EPA 9056	RID	3	PASI-I
		EPA 6010	JPK	12	PASI-I
		EPA 6010	JPK	2	PASI-I
		EPA 6020	CAW	4	PASI-I
		EPA 903.1	SLC	1	PASI-PA
		EPA 904.0	JC2	1	PASI-PA
		Total Radium Calculation	JAL	1	PASI-PA
		SM 2320B	SWJ	3	PASI-I
		SM 2540C	OAS	1	PASI-I
		SM 4500-H+B	TKG	1	PASI-I
		SM 4500-S2-D	ZM	1	PASI-I
		HACH 8146	ZM	1	PASI-I
		EPA 353.2	SKK	2	PASI-I
		EPA 365.1	GWA	1	PASI-I
		SM 5310C	GWA	1	PASI-I
		SM 5310C	GWA	1	PASI-I
50302629005	**MW-17I**	EPA 9056	RID	3	PASI-I
		EPA 6010	JPK	12	PASI-I
		EPA 6010	JPK	2	PASI-I
		EPA 6020	CAW	4	PASI-I
		EPA 903.1	SLC	1	PASI-PA
		EPA 904.0	JC2	1	PASI-PA
		Total Radium Calculation	JAL	1	PASI-PA
		SM 2320B	SWJ	3	PASI-I
		SM 2540C	OAS	1	PASI-I
		SM 4500-H+B	TKG	1	PASI-I
		SM 4500-S2-D	ZM	1	PASI-I
		HACH 8146	ZM	1	PASI-I
		EPA 353.2	SKK	2	PASI-I
		EPA 365.1	GWA	1	PASI-I
		SM 5310C	GWA	1	PASI-I
		SM 5310C	GWA	1	PASI-I
50302629006	**MW-17I MS**	EPA 903.1	SLC	1	PASI-PA
		EPA 904.0	JC2	1	PASI-PA
50302629007	**MW-17I MSD**	EPA 903.1	SLC	1	PASI-PA
		EPA 904.0	JC2	1	PASI-PA
50302629008	**MW-17D**	EPA 9056	RID	3	PASI-I

This report shall not be reproduced, except in full,
without the written consent of Pace Analytical Services, LLC.

Pace Analytical Services, LLC
7726 Moller Road
Indianapolis, IN 46268
(317)228-3100

SAMPLE ANALYTE COUNT

Project: Eagle Valley P1R2
Pace Project No.: 50302629

Lab ID	Sample ID	Method	Analysts	Analytes Reported	Laboratory
		EPA 6010	JPK	12	PASI-I
		EPA 6010	JPK	2	PASI-I
		EPA 6020	CAW	4	PASI-I
		EPA 903.1	SLC	1	PASI-PA
		EPA 904.0	JC2	1	PASI-PA
		Total Radium Calculation	JAL	1	PASI-PA
		SM 2320B	SWJ	3	PASI-I
		SM 2540C	OAS	1	PASI-I
		SM 4500-H+B	TKG	1	PASI-I
		SM 4500-S2-D	ZM	1	PASI-I
		HACH 8146	ZM	1	PASI-I
		EPA 353.2	SKK	2	PASI-I
		EPA 365.1	GWA	1	PASI-I
		SM 5310C	GWA	1	PASI-I
		SM 5310C	GWA	1	PASI-I
50302629009	**MW-19S**	EPA 9056	RID	3	PASI-I
		EPA 6010	JPK	12	PASI-I
		EPA 6010	JPK	2	PASI-I
		EPA 6020	CAW	4	PASI-I
		EPA 903.1	SLC	1	PASI-PA
		EPA 904.0	JC2	1	PASI-PA
		Total Radium Calculation	JAL	1	PASI-PA
		SM 2320B	SWJ	3	PASI-I
		SM 2540C	OAS	1	PASI-I
		SM 4500-H+B	TKG	1	PASI-I
		SM 4500-S2-D	ZM	1	PASI-I
		HACH 8146	ZM	1	PASI-I
		EPA 353.2	SKK	2	PASI-I
		EPA 365.1	GWA	1	PASI-I
		SM 5310C	GWA	1	PASI-I
		SM 5310C	GWA	1	PASI-I
50302629010	**MW-19I**	EPA 9056	RID	3	PASI-I
		EPA 6010	JPK	12	PASI-I
		EPA 6010	JPK	2	PASI-I
		EPA 6020	CAW	4	PASI-I
		EPA 903.1	SLC	1	PASI-PA
		EPA 904.0	JC2	1	PASI-PA

This report shall not be reproduced, except in full,
without the written consent of Pace Analytical Services, LLC.

Pace Analytical Services, LLC
7726 Moller Road
Indianapolis, IN 46268
(317)228-3100

SAMPLE ANALYTE COUNT

Project: Eagle Valley P1R2
Pace Project No.: 50302629

Lab ID	Sample ID	Method	Analysts	Analytes Reported	Laboratory
		Total Radium Calculation	JAL	1	PASI-PA
		SM 2320B	SWJ	3	PASI-I
		SM 2540C	OAS	1	PASI-I
		SM 4500-H+B	TKG	1	PASI-I
		SM 4500-S2-D	ZM	1	PASI-I
		HACH 8146	ZM	1	PASI-I
		EPA 353.2	SKK	2	PASI-I
		EPA 365.1	GWA	1	PASI-I
		SM 5310C	GWA	1	PASI-I
		SM 5310C	GWA	1	PASI-I
50302629011	**MW-19D**	EPA 9056	RID	3	PASI-I
		EPA 6010	JPK	12	PASI-I
		EPA 6010	JPK	2	PASI-I
		EPA 6020	CAW	4	PASI-I
		EPA 903.1	SLC	1	PASI-PA
		EPA 904.0	JC2	1	PASI-PA
		Total Radium Calculation	JAL	1	PASI-PA
		SM 2320B	SWJ	3	PASI-I
		SM 2540C	OAS	1	PASI-I
		SM 4500-H+B	TKG	1	PASI-I
		SM 4500-S2-D	ZM	1	PASI-I
		HACH 8146	ZM	1	PASI-I
		EPA 353.2	SKK	2	PASI-I
		EPA 365.1	GWA	1	PASI-I
		SM 5310C	GWA	1	PASI-I
		SM 5310C	GWA	1	PASI-I
50302629012	**FIELD BLANK 2**	EPA 9056	RID	3	PASI-I
		EPA 6010	JPK	12	PASI-I
		EPA 6020	CAW	4	PASI-I
		EPA 903.1	SLC	1	PASI-PA
		EPA 904.0	JC2	1	PASI-PA
		Total Radium Calculation	JAL	1	PASI-PA
		SM 2320B	SWJ	3	PASI-I
		SM 2540C	OAS	1	PASI-I
		SM 4500-H+B	TKG	1	PASI-I
		SM 4500-S2-D	ZM	1	PASI-I
		EPA 353.2	SKK	2	PASI-I

REPORT OF LABORATORY ANALYSIS

This report shall not be reproduced, except in full,
without the written consent of Pace Analytical Services, LLC.

Pace Analytical Services, LLC
7726 Moller Road
Indianapolis, IN 46268
(317)228-3100

SAMPLE ANALYTE COUNT

Project: Eagle Valley P1R2
Pace Project No.: 50302629

Lab ID	Sample ID	Method	Analysts	Analytes Reported	Laboratory
		EPA 365.1	GWA	1	PASI-I
		SM 5310C	GWA	1	PASI-I

PASI-I = Pace Analytical Services - Indianapolis
PASI-PA = Pace Analytical Services - Greensburg

This report shall not be reproduced, except in full,
without the written consent of Pace Analytical Services, LLC.

Pace Analytical Services, LLC
7726 Moller Road
Indianapolis, IN 46268
(317)228-3100

SUMMARY OF DETECTION

Project: Eagle Valley P1R2
Pace Project No.: 50302629

Lab Sample ID / Method	Client Sample ID / Parameters	Result	Units	Report Limit	Analyzed	Qualifiers
50302629004	**MW-17S**					
EPA 9056	Chloride	43.5	mg/L	2.5	11/15/21 23:03	P8
EPA 9056	Fluoride	0.17	mg/L	0.10	11/14/21 12:21	
EPA 9056	Sulfate	28.2	mg/L	2.5	11/15/21 23:03	P8
EPA 6010	Aluminum	1170	ug/L	200	11/22/21 02:37	
EPA 6010	Barium	111	ug/L	10.0	11/22/21 02:37	
EPA 6010	Boron	269	ug/L	100	11/22/21 02:37	
EPA 6010	Calcium	99400	ug/L	1000	11/22/21 02:37	
EPA 6010	Iron	2010	ug/L	100	11/22/21 02:37	
EPA 6010	Magnesium	22300	ug/L	1000	11/22/21 02:37	
EPA 6010	Manganese	33.6	ug/L	10.0	11/22/21 02:37	
EPA 6010	Molybdenum	14.6	ug/L	10.0	11/22/21 02:37	
EPA 6010	Potassium	3440	ug/L	1000	11/22/21 02:37	
EPA 6010	Silica	13800	ug/L	450	11/22/21 02:37	N2
EPA 6010	Sodium	27100	ug/L	1000	11/22/21 02:37	
EPA 6010	Molybdenum, Dissolved	14.1	ug/L	10.0	11/23/21 02:40	
EPA 6020	Arsenic	1.6	ug/L	1.0	11/16/21 04:17	
EPA 6020	Selenium	1.6	ug/L	1.0	11/16/21 04:17	
EPA 903.1	Radium-226	0.474 ± 0.638 (1.07) C:NA T:91%	pCi/L		12/23/21 13:01	
EPA 904.0	Radium-228	0.270 ± 0.389 (0.836) C:65% T:94%	pCi/L		12/29/21 14:55	
Total Radium Calculation	Total Radium	0.744 ± 1.03 (1.91)	pCi/L		01/04/22 13:13	
SM 2320B	Alkalinity, Total as CaCO3	281	mg/L	2.0	11/17/21 19:37	
SM 2320B	Alkalinity,Bicarbonate (CaCO3)	281	mg/L	2.0	11/17/21 19:37	
SM 2540C	Total Dissolved Solids	410	mg/L	10.0	11/15/21 06:46	
SM 4500-H+B	pH at 25 Degrees C	6.7	Std. Units	0.10	11/18/21 09:25	H3
EPA 353.2	Nitrogen, Nitrate	3.6	mg/L	0.10	11/11/21 18:30	
50302629005	**MW-17I**					
EPA 9056	Chloride	42.2	mg/L	2.5	11/15/21 23:13	
EPA 9056	Fluoride	0.14	mg/L	0.10	11/14/21 12:52	
EPA 9056	Sulfate	27.1	mg/L	2.5	11/15/21 23:13	
EPA 6010	Barium	52.0	ug/L	10.0	11/22/21 02:43	
EPA 6010	Boron	424	ug/L	100	11/22/21 02:43	
EPA 6010	Calcium	79300	ug/L	1000	11/22/21 02:43	
EPA 6010	Iron	252	ug/L	100	11/22/21 02:43	
EPA 6010	Magnesium	19400	ug/L	1000	11/22/21 02:43	
EPA 6010	Potassium	2150	ug/L	1000	11/22/21 02:43	
EPA 6010	Silica	10500	ug/L	450	11/22/21 02:43	N2
EPA 6010	Sodium	28800	ug/L	1000	11/22/21 02:43	
EPA 903.1	Radium-226	0.219 ± 0.372 (0.657) C:NA T:94%	pCi/L		12/23/21 13:01	

REPORT OF LABORATORY ANALYSIS

This report shall not be reproduced, except in full,
without the written consent of Pace Analytical Services, LLC.

Pace Analytical Services, LLC
7726 Moller Road
Indianapolis, IN 46268
(317)228-3100

SUMMARY OF DETECTION

Project: Eagle Valley P1R2
Pace Project No.: 50302629

Lab Sample ID / Method	Client Sample ID / Parameters	Result	Units	Report Limit	Analyzed	Qualifiers
50302629005	**MW-17I**					
EPA 904.0	Radium-228	0.576 ± 0.491 (0.986) C:66% T:86%	pCi/L		12/29/21 14:55	
Total Radium Calculation	Total Radium	0.795 ± 0.863 (1.64)	pCi/L		01/04/22 13:13	
SM 2320B	Alkalinity, Total as CaCO3	257	mg/L	2.0	11/17/21 19:37	
SM 2320B	Alkalinity,Bicarbonate (CaCO3)	257	mg/L	2.0	11/17/21 19:37	
SM 2540C	Total Dissolved Solids	350	mg/L	10.0	11/15/21 06:46	
SM 4500-H+B	pH at 25 Degrees C	7.3	Std. Units	0.10	11/15/21 12:37	H3
EPA 353.2	Nitrogen, Nitrate	0.75	mg/L	0.10	11/11/21 18:37	
50302629006	**MW-17I MS**					
EPA 903.1	Radium-226	114.22 %REC ± NA (NA) C:NA T:NA%	pCi/L		12/23/21 13:01	
EPA 904.0	Radium-228	126.41 %REC ± NA (NA) C:NA T:NA	pCi/L		12/29/21 14:55	
50302629007	**MW-17I MSD**					
EPA 903.1	Radium-226	93.18 %REC 20.28 RPD ± NA (NA) C:NA T:NA%	pCi/L		12/23/21 13:01	
EPA 904.0	Radium-228	120.38 %REC 4.89 RPD ± NA (NA) C:NA T:NA	pCi/L		12/29/21 14:55	
50302629008	**MW-17D**					
EPA 9056	Chloride	80.5	mg/L	2.5	11/15/21 23:23	P8
EPA 9056	Sulfate	195	mg/L	2.5	11/15/21 23:23	P8
EPA 6010	Aluminum	304	ug/L	200	11/22/21 02:53	
EPA 6010	Barium	62.2	ug/L	10.0	11/22/21 02:53	
EPA 6010	Boron	4000	ug/L	100	11/22/21 02:53	
EPA 6010	Calcium	99500	ug/L	1000	11/22/21 02:53	
EPA 6010	Iron	2070	ug/L	100	11/22/21 02:53	
EPA 6010	Lithium	51.2	ug/L	20.0	11/22/21 02:53	
EPA 6010	Magnesium	25400	ug/L	1000	11/22/21 02:53	
EPA 6010	Manganese	301	ug/L	10.0	11/22/21 02:53	
EPA 6010	Molybdenum	28.3	ug/L	10.0	11/22/21 02:53	
EPA 6010	Potassium	3640	ug/L	1000	11/22/21 02:53	
EPA 6010	Silica	13100	ug/L	450	11/22/21 02:53	N2
EPA 6010	Sodium	75200	ug/L	1000	11/22/21 02:53	

This report shall not be reproduced, except in full,
without the written consent of Pace Analytical Services, LLC.

Pace Analytical Services, LLC
7726 Moller Road
Indianapolis, IN 46268
(317)228-3100

SUMMARY OF DETECTION

Project: Eagle Valley P1R2
Pace Project No.: 50302629

Lab Sample ID / Method	Client Sample ID / Parameters	Result	Units	Report Limit	Analyzed	Qualifiers
50302629008	**MW-17D**					
EPA 6010	Manganese, Dissolved	296	ug/L	10.0	11/23/21 02:56	
EPA 6010	Molybdenum, Dissolved	26.9	ug/L	10.0	11/23/21 02:56	
EPA 6020	Arsenic	3.9	ug/L	1.0	11/16/21 04:21	
EPA 903.1	Radium-226	0.433 ± 0.714 (1.03) C:NA T:61%	pCi/L		12/23/21 13:16	
EPA 904.0	Radium-228	0.551 ± 0.500 (1.01) C:56% T:89%	pCi/L		12/29/21 14:55	
Total Radium Calculation	Total Radium	0.984 ± 1.21 (2.04)	pCi/L		01/04/22 13:13	
SM 2320B	Alkalinity, Total as CaCO3	228	mg/L	2.0	11/17/21 19:37	
SM 2320B	Alkalinity,Bicarbonate (CaCO3)	228	mg/L	2.0	11/17/21 19:37	
SM 2540C	Total Dissolved Solids	606	mg/L	10.0	11/15/21 06:46	
SM 4500-H+B	pH at 25 Degrees C	7.3	Std. Units	0.10	11/18/21 09:26	H3
50302629009	**MW-19S**					
EPA 9056	Chloride	2.7	mg/L	0.25	11/15/21 23:33	P8
EPA 9056	Sulfate	19.3	mg/L	0.25	11/15/21 23:33	P8
EPA 6010	Aluminum	710	ug/L	200	11/22/21 02:55	
EPA 6010	Barium	44.6	ug/L	10.0	11/22/21 02:55	
EPA 6010	Boron	402	ug/L	100	11/22/21 02:55	
EPA 6010	Calcium	120000	ug/L	1000	11/22/21 02:55	
EPA 6010	Iron	1920	ug/L	100	11/22/21 02:55	
EPA 6010	Lithium	21.2	ug/L	20.0	11/22/21 02:55	
EPA 6010	Magnesium	32900	ug/L	1000	11/22/21 02:55	
EPA 6010	Manganese	212	ug/L	10.0	11/22/21 02:55	
EPA 6010	Potassium	2090	ug/L	1000	11/22/21 02:55	
EPA 6010	Silica	14900	ug/L	450	11/22/21 02:55	N2
EPA 6010	Sodium	10500	ug/L	1000	11/22/21 02:55	
EPA 6020	Arsenic	2.4	ug/L	1.0	11/16/21 04:36	
EPA 6020	Cobalt	1.6	ug/L	1.0	11/16/21 04:36	
EPA 903.1	Radium-226	-0.270 ± 0.496 (1.13) C:NA T:92%	pCi/L		12/23/21 13:16	
EPA 904.0	Radium-228	1.44 ± 0.638 (1.04) C:57% T:87%	pCi/L		12/29/21 14:55	
Total Radium Calculation	Total Radium	1.44 ± 1.13 (2.17)	pCi/L		01/04/22 13:13	
SM 2320B	Alkalinity, Total as CaCO3	389	mg/L	2.0	11/17/21 19:37	
SM 2320B	Alkalinity,Bicarbonate (CaCO3)	389	mg/L	2.0	11/17/21 19:37	
SM 2540C	Total Dissolved Solids	457	mg/L	10.0	11/15/21 06:46	
SM 4500-H+B	pH at 25 Degrees C	7.3	Std. Units	0.10	11/18/21 09:26	H3
EPA 353.2	Nitrogen, Nitrate	14.4	mg/L	1.0	11/11/21 19:24	

REPORT OF LABORATORY ANALYSIS

This report shall not be reproduced, except in full,
without the written consent of Pace Analytical Services, LLC.

Pace Analytical Services, LLC
7726 Moller Road
Indianapolis, IN 46268
(317)228-3100

SUMMARY OF DETECTION

Project: Eagle Valley P1R2
Pace Project No.: 50302629

Lab Sample ID / Method	Client Sample ID / Parameters	Result	Units	Report Limit	Analyzed	Qualifiers
50302629010	**MW-19I**					
EPA 9056	Chloride	123	mg/L	2.5	11/16/21 00:12	P8
EPA 9056	Sulfate	235	mg/L	2.5	11/16/21 00:12	P8
EPA 6010	Barium	69.9	ug/L	10.0	11/22/21 02:58	
EPA 6010	Boron	5280	ug/L	100	11/22/21 02:58	
EPA 6010	Calcium	122000	ug/L	1000	11/22/21 02:58	
EPA 6010	Iron	448	ug/L	100	11/22/21 02:58	
EPA 6010	Lithium	106	ug/L	20.0	11/22/21 02:58	
EPA 6010	Magnesium	25900	ug/L	1000	11/22/21 02:58	
EPA 6010	Manganese	94.0	ug/L	10.0	11/22/21 02:58	
EPA 6010	Molybdenum	135	ug/L	10.0	11/22/21 02:58	
EPA 6010	Potassium	7890	ug/L	1000	11/22/21 02:58	
EPA 6010	Silica	12800	ug/L	450	11/22/21 02:58	N2
EPA 6010	Sodium	96600	ug/L	1000	11/22/21 02:58	
EPA 6010	Manganese, Dissolved	83.8	ug/L	10.0	11/23/21 03:00	
EPA 6010	Molybdenum, Dissolved	129	ug/L	10.0	11/23/21 03:00	
EPA 903.1	Radium-226	-0.215 ± 0.506 (1.13) C:NA T:92%	pCi/L		12/23/21 13:16	
EPA 904.0	Radium-228	0.948 ± 0.533 (0.968) C:61% T:92%	pCi/L		12/29/21 14:55	
Total Radium Calculation	Total Radium	0.948 ± 1.04 (2.10)	pCi/L		01/04/22 13:13	
SM 2320B	Alkalinity, Total as CaCO3	238	mg/L	2.0	11/17/21 19:37	
SM 2320B	Alkalinity,Bicarbonate (CaCO3)	238	mg/L	2.0	11/17/21 19:37	
SM 2540C	Total Dissolved Solids	716	mg/L	20.0	11/15/21 06:47	
SM 4500-H+B	pH at 25 Degrees C	7.4	Std. Units	0.10	11/18/21 09:27	H3
50302629011	**MW-19D**					
EPA 9056	Chloride	140	mg/L	25.0	11/16/21 00:42	P8
EPA 9056	Sulfate	225	mg/L	25.0	11/16/21 00:42	P8
EPA 6010	Aluminum	614	ug/L	200	11/22/21 03:00	
EPA 6010	Barium	54.5	ug/L	10.0	11/22/21 03:00	
EPA 6010	Boron	5900	ug/L	100	11/22/21 03:00	
EPA 6010	Calcium	122000	ug/L	1000	11/22/21 03:00	
EPA 6010	Iron	1290	ug/L	100	11/22/21 03:00	
EPA 6010	Lithium	21.0	ug/L	20.0	11/22/21 03:00	
EPA 6010	Magnesium	29300	ug/L	1000	11/22/21 03:00	
EPA 6010	Manganese	426	ug/L	10.0	11/22/21 03:00	
EPA 6010	Molybdenum	12.6	ug/L	10.0	11/22/21 03:00	
EPA 6010	Potassium	4630	ug/L	1000	11/22/21 03:00	
EPA 6010	Silica	15700	ug/L	450	11/22/21 03:00	N2
EPA 6010	Sodium	104000	ug/L	1000	11/22/21 03:00	
EPA 6010	Manganese, Dissolved	400	ug/L	10.0	11/23/21 03:03	
EPA 6010	Molybdenum, Dissolved	11.7	ug/L	10.0	11/23/21 03:03	
EPA 6020	Arsenic	1.5	ug/L	1.0	11/16/21 04:45	

REPORT OF LABORATORY ANALYSIS

This report shall not be reproduced, except in full,
without the written consent of Pace Analytical Services, LLC.

Pace Analytical Services, LLC
7726 Moller Road
Indianapolis, IN 46268
(317)228-3100

SUMMARY OF DETECTION

Project: Eagle Valley P1R2
Pace Project No.: 50302629

Lab Sample ID / Method	Client Sample ID / Parameters	Result	Units	Report Limit	Analyzed	Qualifiers
50302629011	**MW-19D**					
EPA 903.1	Radium-226	0.465 ± 0.538 (0.873) C:NA T:96%	pCi/L		12/23/21 13:16	
EPA 904.0	Radium-228	1.28 ± 0.565 (0.926) C:60% T:95%	pCi/L		12/29/21 14:56	
Total Radium Calculation	Total Radium	1.75 ± 1.10 (1.80)	pCi/L		01/04/22 13:13	
SM 2320B	Alkalinity, Total as CaCO3	212	mg/L	2.0	11/17/21 19:37	
SM 2320B	Alkalinity,Bicarbonate (CaCO3)	212	mg/L	2.0	11/17/21 19:37	
SM 2540C	Total Dissolved Solids	756	mg/L	20.0	11/15/21 06:47	
SM 4500-H+B	pH at 25 Degrees C	7.4	Std. Units	0.10	11/18/21 09:29	H3
50302629012	**FIELD BLANK 2**					
EPA 903.1	Radium-226	0.0626 ± 0.286 (0.582) C:NA T:95%	pCi/L		12/23/21 13:16	
EPA 904.0	Radium-228	0.115 ± 0.357 (0.808) C:63% T:91%	pCi/L		12/29/21 14:56	
Total Radium Calculation	Total Radium	0.178 ± 0.643 (1.39)	pCi/L		01/04/22 13:13	
SM 2320B	Alkalinity, Total as CaCO3	2.4	mg/L	2.0	11/17/21 19:37	
SM 2320B	Alkalinity,Bicarbonate (CaCO3)	2.4	mg/L	2.0	11/17/21 19:37	
SM 4500-H+B	pH at 25 Degrees C	7.8	Std. Units	0.10	11/18/21 09:28	H3

REPORT OF LABORATORY ANALYSIS

This report shall not be reproduced, except in full,
without the written consent of Pace Analytical Services, LLC.

Pace Analytical Services, LLC
7726 Moller Road
Indianapolis, IN 46268
(317)228-3100

ANALYTICAL RESULTS

Project: Eagle Valley P1R2
Pace Project No.: 50302629

Sample: MW-17S **Lab ID: 50302629004** Collected: 11/10/21 10:33 Received: 11/11/21 14:00 Matrix: Water

Parameters	Results	Units	Report Limit	DF	Prepared	Analyzed	CAS No.	Qual
9056 IC Anions	Analytical Method: EPA 9056							
	Pace Analytical Services - Indianapolis							
Chloride	**43.5**	mg/L	2.5	10		11/15/21 23:03	16887-00-6	P8
Fluoride	**0.17**	mg/L	0.10	1		11/14/21 12:21	16984-48-8	
Sulfate	**28.2**	mg/L	2.5	10		11/15/21 23:03	14808-79-8	P8
6010 MET ICP	Analytical Method: EPA 6010 Preparation Method: EPA 3010							
	Pace Analytical Services - Indianapolis							
Aluminum	**1170**	ug/L	200	1	11/19/21 06:55	11/22/21 02:37	7429-90-5	
Barium	**111**	ug/L	10.0	1	11/19/21 06:55	11/22/21 02:37	7440-39-3	
Boron	**269**	ug/L	100	1	11/19/21 06:55	11/22/21 02:37	7440-42-8	
Calcium	**99400**	ug/L	1000	1	11/19/21 06:55	11/22/21 02:37	7440-70-2	
Iron	**2010**	ug/L	100	1	11/19/21 06:55	11/22/21 02:37	7439-89-6	
Lithium	ND	ug/L	20.0	1	11/19/21 06:55	11/22/21 02:37	7439-93-2	
Magnesium	**22300**	ug/L	1000	1	11/19/21 06:55	11/22/21 02:37	7439-95-4	
Manganese	**33.6**	ug/L	10.0	1	11/19/21 06:55	11/22/21 02:37	7439-96-5	
Molybdenum	**14.6**	ug/L	10.0	1	11/19/21 06:55	11/22/21 02:37	7439-98-7	
Potassium	**3440**	ug/L	1000	1	11/19/21 06:55	11/22/21 02:37	7440-09-7	
Silica	**13800**	ug/L	450	1	11/19/21 06:55	11/22/21 02:37	7631-86-9	N2
Sodium	**27100**	ug/L	1000	1	11/19/21 06:55	11/22/21 02:37	7440-23-5	
6010 MET ICP, Dissolved	Analytical Method: EPA 6010 Preparation Method: EPA 3010							
	Pace Analytical Services - Indianapolis							
Manganese, Dissolved	ND	ug/L	10.0	1	11/22/21 06:48	11/23/21 02:40	7439-96-5	
Molybdenum, Dissolved	**14.1**	ug/L	10.0	1	11/22/21 06:48	11/23/21 02:40	7439-98-7	
6020 MET ICPMS	Analytical Method: EPA 6020 Preparation Method: EPA 200.2							
	Pace Analytical Services - Indianapolis							
Antimony	ND	ug/L	1.0	1	11/14/21 16:15	11/16/21 04:17	7440-36-0	
Arsenic	**1.6**	ug/L	1.0	1	11/14/21 16:15	11/16/21 04:17	7440-38-2	
Cobalt	ND	ug/L	1.0	1	11/14/21 16:15	11/16/21 04:17	7440-48-4	
Selenium	**1.6**	ug/L	1.0	1	11/14/21 16:15	11/16/21 04:17	7782-49-2	
2320B Alkalinity	Analytical Method: SM 2320B							
	Pace Analytical Services - Indianapolis							
Alkalinity, Total as CaCO3	**281**	mg/L	2.0	1		11/17/21 19:37		
Alkalinity,Bicarbonate (CaCO3)	**281**	mg/L	2.0	1		11/17/21 19:37		
Alkalinity,Carbonate (CaCO3)	ND	mg/L	2.0	1		11/17/21 19:37		
2540C Total Dissolved Solids	Analytical Method: SM 2540C							
	Pace Analytical Services - Indianapolis							
Total Dissolved Solids	**410**	mg/L	10.0	1		11/15/21 06:46		
4500H+ pH, Electrometric	Analytical Method: SM 4500-H+B							
	Pace Analytical Services - Indianapolis							
pH at 25 Degrees C	**6.7**	Std. Units	0.10	1		11/18/21 09:25		H3

REPORT OF LABORATORY ANALYSIS

This report shall not be reproduced, except in full,
without the written consent of Pace Analytical Services, LLC.

Pace Analytical Services, LLC
7726 Moller Road
Indianapolis, IN 46268
(317)228-3100

ANALYTICAL RESULTS

Project: Eagle Valley P1R2
Pace Project No.: 50302629

Sample: MW-17S **Lab ID: 50302629004** Collected: 11/10/21 10:33 Received: 11/11/21 14:00 Matrix: Water

Parameters	Results	Units	Report Limit	DF	Prepared	Analyzed	CAS No.	Qual
4500S2D Sulfide Water	Analytical Method: SM 4500-S2-D Pace Analytical Services - Indianapolis							
Sulfide	ND	mg/L	0.10	1		11/17/21 10:21	18496-25-8	
Iron, Ferrous	Analytical Method: HACH 8146 Pace Analytical Services - Indianapolis							
Iron, Ferrous	ND	mg/L	0.20	1		11/15/21 15:05	15438-31-0	H3,N2
353.2 Nitrogen, NO2/NO3 unpres	Analytical Method: EPA 353.2 Pace Analytical Services - Indianapolis							
Nitrogen, Nitrate	**3.6**	mg/L	0.10	1		11/11/21 18:30	14797-55-8	
Nitrogen, Nitrite	ND	mg/L	0.10	1		11/11/21 18:30	14797-65-0	
365.1 Total Phosphorus	Analytical Method: EPA 365.1 Preparation Method: EPA 365.1 Pace Analytical Services - Indianapolis							
Phosphate as P04	ND	mg/L	0.15	1	11/20/21 06:00	11/28/21 11:06		
5310C TOC	Analytical Method: SM 5310C Pace Analytical Services - Indianapolis							
Total Organic Carbon	ND	mg/L	1.0	1		11/27/21 21:50	7440-44-0	
5310C Dissolved Organic Carbon	Analytical Method: SM 5310C Pace Analytical Services - Indianapolis							
Dissolved Organic Carbon	ND	mg/L	1.0	1		11/28/21 21:46		

This report shall not be reproduced, except in full,
without the written consent of Pace Analytical Services, LLC.

Pace Analytical Services, LLC
7726 Moller Road
Indianapolis, IN 46268
(317)228-3100

ANALYTICAL RESULTS

Project: Eagle Valley P1R2
Pace Project No.: 50302629

Sample: MW-17I **Lab ID: 50302629005** Collected: 11/10/21 11:37 Received: 11/11/21 14:00 Matrix: Water

Parameters	Results	Units	Report Limit	DF	Prepared	Analyzed	CAS No.	Qual
9056 IC Anions	Analytical Method: EPA 9056							
	Pace Analytical Services - Indianapolis							
Chloride	**42.2**	mg/L	2.5	10		11/15/21 23:13	16887-00-6	
Fluoride	**0.14**	mg/L	0.10	1		11/14/21 12:52	16984-48-8	
Sulfate	**27.1**	mg/L	2.5	10		11/15/21 23:13	14808-79-8	
6010 MET ICP	Analytical Method: EPA 6010 Preparation Method: EPA 3010							
	Pace Analytical Services - Indianapolis							
Aluminum	ND	ug/L	200	1	11/19/21 06:55	11/22/21 02:43	7429-90-5	
Barium	**52.0**	ug/L	10.0	1	11/19/21 06:55	11/22/21 02:43	7440-39-3	
Boron	**424**	ug/L	100	1	11/19/21 06:55	11/22/21 02:43	7440-42-8	
Calcium	**79300**	ug/L	1000	1	11/19/21 06:55	11/22/21 02:43	7440-70-2	
Iron	**252**	ug/L	100	1	11/19/21 06:55	11/22/21 02:43	7439-89-6	
Lithium	ND	ug/L	20.0	1	11/19/21 06:55	11/22/21 02:43	7439-93-2	
Magnesium	**19400**	ug/L	1000	1	11/19/21 06:55	11/22/21 02:43	7439-95-4	
Manganese	ND	ug/L	10.0	1	11/19/21 06:55	11/22/21 02:43	7439-96-5	
Molybdenum	ND	ug/L	10.0	1	11/19/21 06:55	11/22/21 02:43	7439-98-7	
Potassium	**2150**	ug/L	1000	1	11/19/21 06:55	11/22/21 02:43	7440-09-7	
Silica	**10500**	ug/L	450	1	11/19/21 06:55	11/22/21 02:43	7631-86-9	N2
Sodium	**28800**	ug/L	1000	1	11/19/21 06:55	11/22/21 02:43	7440-23-5	
6010 MET ICP, Dissolved	Analytical Method: EPA 6010 Preparation Method: EPA 3010							
	Pace Analytical Services - Indianapolis							
Manganese, Dissolved	ND	ug/L	10.0	1	11/22/21 06:48	11/23/21 02:42	7439-96-5	
Molybdenum, Dissolved	ND	ug/L	10.0	1	11/22/21 06:48	11/23/21 02:42	7439-98-7	
6020 MET ICPMS	Analytical Method: EPA 6020 Preparation Method: EPA 200.2							
	Pace Analytical Services - Indianapolis							
Antimony	ND	ug/L	1.0	1	11/14/21 16:15	11/16/21 03:29	7440-36-0	
Arsenic	ND	ug/L	1.0	1	11/14/21 16:15	11/16/21 03:29	7440-38-2	
Cobalt	ND	ug/L	1.0	1	11/14/21 16:15	11/16/21 03:29	7440-48-4	
Selenium	ND	ug/L	1.0	1	11/14/21 16:15	11/16/21 03:29	7782-49-2	
2320B Alkalinity	Analytical Method: SM 2320B							
	Pace Analytical Services - Indianapolis							
Alkalinity, Total as CaCO3	**257**	mg/L	2.0	1		11/17/21 19:37		
Alkalinity,Bicarbonate (CaCO3)	**257**	mg/L	2.0	1		11/17/21 19:37		
Alkalinity,Carbonate (CaCO3)	ND	mg/L	2.0	1		11/17/21 19:37		
2540C Total Dissolved Solids	Analytical Method: SM 2540C							
	Pace Analytical Services - Indianapolis							
Total Dissolved Solids	**350**	mg/L	10.0	1		11/15/21 06:46		
4500H+ pH, Electrometric	Analytical Method: SM 4500-H+B							
	Pace Analytical Services - Indianapolis							
pH at 25 Degrees C	**7.3**	Std. Units	0.10	1		11/15/21 12:37		H3

REPORT OF LABORATORY ANALYSIS

This report shall not be reproduced, except in full,
without the written consent of Pace Analytical Services, LLC.

Pace Analytical Services, LLC
7726 Moller Road
Indianapolis, IN 46268
(317)228-3100

ANALYTICAL RESULTS

Project: Eagle Valley P1R2
Pace Project No.: 50302629

Sample: MW-17I **Lab ID: 50302629005** Collected: 11/10/21 11:37 Received: 11/11/21 14:00 Matrix: Water

Parameters	Results	Units	Report Limit	DF	Prepared	Analyzed	CAS No.	Qual
4500S2D Sulfide Water	Analytical Method: SM 4500-S2-D Pace Analytical Services - Indianapolis							
Sulfide	ND	mg/L	0.10	1		11/17/21 10:21	18496-25-8	
Iron, Ferrous	Analytical Method: HACH 8146 Pace Analytical Services - Indianapolis							
Iron, Ferrous	ND	mg/L	0.20	1		11/15/21 15:05	15438-31-0	H3,N2
353.2 Nitrogen, NO2/NO3 unpres	Analytical Method: EPA 353.2 Pace Analytical Services - Indianapolis							
Nitrogen, Nitrate	**0.75**	mg/L	0.10	1		11/11/21 18:37	14797-55-8	
Nitrogen, Nitrite	ND	mg/L	0.10	1		11/11/21 18:37	14797-65-0	
365.1 Total Phosphorus	Analytical Method: EPA 365.1 Preparation Method: EPA 365.1 Pace Analytical Services - Indianapolis							
Phosphate as P04	ND	mg/L	0.15	1	11/20/21 06:00	11/28/21 11:07		
5310C TOC	Analytical Method: SM 5310C Pace Analytical Services - Indianapolis							
Total Organic Carbon	ND	mg/L	1.0	1		11/27/21 22:09	7440-44-0	
5310C Dissolved Organic Carbon	Analytical Method: SM 5310C Pace Analytical Services - Indianapolis							
Dissolved Organic Carbon	ND	mg/L	1.0	1		11/28/21 21:56		

This report shall not be reproduced, except in full,
without the written consent of Pace Analytical Services, LLC.

Pace Analytical Services, LLC
7726 Moller Road
Indianapolis, IN 46268
(317)228-3100

ANALYTICAL RESULTS

Project: Eagle Valley P1R2
Pace Project No.: 50302629

Sample: MW-17D **Lab ID: 50302629008** Collected: 11/10/21 12:47 Received: 11/11/21 14:00 Matrix: Water

Parameters	Results	Units	Report Limit	DF	Prepared	Analyzed	CAS No.	Qual
9056 IC Anions	Analytical Method: EPA 9056							
	Pace Analytical Services - Indianapolis							
Chloride	**80.5**	mg/L	2.5	10		11/15/21 23:23	16887-00-6	P8
Fluoride	ND	mg/L	0.10	1		11/14/21 14:28	16984-48-8	
Sulfate	**195**	mg/L	2.5	10		11/15/21 23:23	14808-79-8	P8
6010 MET ICP	Analytical Method: EPA 6010 Preparation Method: EPA 3010							
	Pace Analytical Services - Indianapolis							
Aluminum	**304**	ug/L	200	1	11/19/21 06:55	11/22/21 02:53	7429-90-5	
Barium	**62.2**	ug/L	10.0	1	11/19/21 06:55	11/22/21 02:53	7440-39-3	
Boron	**4000**	ug/L	100	1	11/19/21 06:55	11/22/21 02:53	7440-42-8	
Calcium	**99500**	ug/L	1000	1	11/19/21 06:55	11/22/21 02:53	7440-70-2	
Iron	**2070**	ug/L	100	1	11/19/21 06:55	11/22/21 02:53	7439-89-6	
Lithium	**51.2**	ug/L	20.0	1	11/19/21 06:55	11/22/21 02:53	7439-93-2	
Magnesium	**25400**	ug/L	1000	1	11/19/21 06:55	11/22/21 02:53	7439-95-4	
Manganese	**301**	ug/L	10.0	1	11/19/21 06:55	11/22/21 02:53	7439-96-5	
Molybdenum	**28.3**	ug/L	10.0	1	11/19/21 06:55	11/22/21 02:53	7439-98-7	
Potassium	**3640**	ug/L	1000	1	11/19/21 06:55	11/22/21 02:53	7440-09-7	
Silica	**13100**	ug/L	450	1	11/19/21 06:55	11/22/21 02:53	7631-86-9	N2
Sodium	**75200**	ug/L	1000	1	11/19/21 06:55	11/22/21 02:53	7440-23-5	
6010 MET ICP, Dissolved	Analytical Method: EPA 6010 Preparation Method: EPA 3010							
	Pace Analytical Services - Indianapolis							
Manganese, Dissolved	**296**	ug/L	10.0	1	11/22/21 06:48	11/23/21 02:56	7439-96-5	
Molybdenum, Dissolved	**26.9**	ug/L	10.0	1	11/22/21 06:48	11/23/21 02:56	7439-98-7	
6020 MET ICPMS	Analytical Method: EPA 6020 Preparation Method: EPA 200.2							
	Pace Analytical Services - Indianapolis							
Antimony	ND	ug/L	1.0	1	11/14/21 16:15	11/16/21 04:21	7440-36-0	
Arsenic	**3.9**	ug/L	1.0	1	11/14/21 16:15	11/16/21 04:21	7440-38-2	
Cobalt	ND	ug/L	1.0	1	11/14/21 16:15	11/16/21 04:21	7440-48-4	
Selenium	ND	ug/L	1.0	1	11/14/21 16:15	11/16/21 04:21	7782-49-2	
2320B Alkalinity	Analytical Method: SM 2320B							
	Pace Analytical Services - Indianapolis							
Alkalinity, Total as CaCO3	**228**	mg/L	2.0	1		11/17/21 19:37		
Alkalinity,Bicarbonate (CaCO3)	**228**	mg/L	2.0	1		11/17/21 19:37		
Alkalinity,Carbonate (CaCO3)	ND	mg/L	2.0	1		11/17/21 19:37		
2540C Total Dissolved Solids	Analytical Method: SM 2540C							
	Pace Analytical Services - Indianapolis							
Total Dissolved Solids	**606**	mg/L	10.0	1		11/15/21 06:46		
4500H+ pH, Electrometric	Analytical Method: SM 4500-H+B							
	Pace Analytical Services - Indianapolis							
pH at 25 Degrees C	**7.3**	Std. Units	0.10	1		11/18/21 09:26		H3

REPORT OF LABORATORY ANALYSIS

This report shall not be reproduced, except in full,
without the written consent of Pace Analytical Services, LLC.

Pace Analytical Services, LLC
7726 Moller Road
Indianapolis, IN 46268
(317)228-3100

ANALYTICAL RESULTS

Project: Eagle Valley P1R2
Pace Project No.: 50302629

Sample: MW-17D **Lab ID: 50302629008** Collected: 11/10/21 12:47 Received: 11/11/21 14:00 Matrix: Water

Parameters	Results	Units	Report Limit	DF	Prepared	Analyzed	CAS No.	Qual
4500S2D Sulfide Water	Analytical Method: SM 4500-S2-D Pace Analytical Services - Indianapolis							
Sulfide	ND	mg/L	0.10	1		11/17/21 10:21	18496-25-8	
Iron, Ferrous	Analytical Method: HACH 8146 Pace Analytical Services - Indianapolis							
Iron, Ferrous	ND	mg/L	0.20	1		11/15/21 15:06	15438-31-0	H3,N2
353.2 Nitrogen, NO2/NO3 unpres	Analytical Method: EPA 353.2 Pace Analytical Services - Indianapolis							
Nitrogen, Nitrate	ND	mg/L	0.10	1		11/11/21 18:47	14797-55-8	
Nitrogen, Nitrite	ND	mg/L	0.10	1		11/11/21 18:47	14797-65-0	
365.1 Total Phosphorus	Analytical Method: EPA 365.1 Preparation Method: EPA 365.1 Pace Analytical Services - Indianapolis							
Phosphate as P04	ND	mg/L	0.15	1	11/20/21 06:00	11/28/21 11:09		
5310C TOC	Analytical Method: SM 5310C Pace Analytical Services - Indianapolis							
Total Organic Carbon	ND	mg/L	1.0	1		11/27/21 23:52	7440-44-0	
5310C Dissolved Organic Carbon	Analytical Method: SM 5310C Pace Analytical Services - Indianapolis							
Dissolved Organic Carbon	ND	mg/L	1.0	1		11/28/21 22:27		

REPORT OF LABORATORY ANALYSIS

This report shall not be reproduced, except in full,
without the written consent of Pace Analytical Services, LLC.

Pace Analytical Services, LLC
7726 Moller Road
Indianapolis, IN 46268
(317)228-3100

ANALYTICAL RESULTS

Project: Eagle Valley P1R2
Pace Project No.: 50302629

Sample: MW-19S **Lab ID: 50302629009** Collected: 11/10/21 14:20 Received: 11/11/21 14:00 Matrix: Water

Parameters	Results	Units	Report Limit	DF	Prepared	Analyzed	CAS No.	Qual
9056 IC Anions	Analytical Method: EPA 9056							
	Pace Analytical Services - Indianapolis							
Chloride	**2.7**	mg/L	0.25	1		11/15/21 23:33	16887-00-6	P8
Fluoride	ND	mg/L	0.10	1		11/15/21 23:33	16984-48-8	
Sulfate	**19.3**	mg/L	0.25	1		11/15/21 23:33	14808-79-8	P8
6010 MET ICP	Analytical Method: EPA 6010 Preparation Method: EPA 3010							
	Pace Analytical Services - Indianapolis							
Aluminum	**710**	ug/L	200	1	11/19/21 06:55	11/22/21 02:55	7429-90-5	
Barium	**44.6**	ug/L	10.0	1	11/19/21 06:55	11/22/21 02:55	7440-39-3	
Boron	**402**	ug/L	100	1	11/19/21 06:55	11/22/21 02:55	7440-42-8	
Calcium	**120000**	ug/L	1000	1	11/19/21 06:55	11/22/21 02:55	7440-70-2	
Iron	**1920**	ug/L	100	1	11/19/21 06:55	11/22/21 02:55	7439-89-6	
Lithium	**21.2**	ug/L	20.0	1	11/19/21 06:55	11/22/21 02:55	7439-93-2	
Magnesium	**32900**	ug/L	1000	1	11/19/21 06:55	11/22/21 02:55	7439-95-4	
Manganese	**212**	ug/L	10.0	1	11/19/21 06:55	11/22/21 02:55	7439-96-5	
Molybdenum	ND	ug/L	10.0	1	11/19/21 06:55	11/22/21 02:55	7439-98-7	
Potassium	**2090**	ug/L	1000	1	11/19/21 06:55	11/22/21 02:55	7440-09-7	
Silica	**14900**	ug/L	450	1	11/19/21 06:55	11/22/21 02:55	7631-86-9	N2
Sodium	**10500**	ug/L	1000	1	11/19/21 06:55	11/22/21 02:55	7440-23-5	
6010 MET ICP, Dissolved	Analytical Method: EPA 6010 Preparation Method: EPA 3010							
	Pace Analytical Services - Indianapolis							
Manganese, Dissolved	ND	ug/L	10.0	1	11/22/21 06:48	11/23/21 02:58	7439-96-5	
Molybdenum, Dissolved	ND	ug/L	10.0	1	11/22/21 06:48	11/23/21 02:58	7439-98-7	
6020 MET ICPMS	Analytical Method: EPA 6020 Preparation Method: EPA 200.2							
	Pace Analytical Services - Indianapolis							
Antimony	ND	ug/L	1.0	1	11/14/21 16:15	11/16/21 04:36	7440-36-0	
Arsenic	**2.4**	ug/L	1.0	1	11/14/21 16:15	11/16/21 04:36	7440-38-2	
Cobalt	**1.6**	ug/L	1.0	1	11/14/21 16:15	11/16/21 04:36	7440-48-4	
Selenium	ND	ug/L	1.0	1	11/14/21 16:15	11/16/21 04:36	7782-49-2	
2320B Alkalinity	Analytical Method: SM 2320B							
	Pace Analytical Services - Indianapolis							
Alkalinity, Total as CaCO3	**389**	mg/L	2.0	1		11/17/21 19:37		
Alkalinity,Bicarbonate (CaCO3)	**389**	mg/L	2.0	1		11/17/21 19:37		
Alkalinity,Carbonate (CaCO3)	ND	mg/L	2.0	1		11/17/21 19:37		
2540C Total Dissolved Solids	Analytical Method: SM 2540C							
	Pace Analytical Services - Indianapolis							
Total Dissolved Solids	**457**	mg/L	10.0	1		11/15/21 06:46		
4500H+ pH, Electrometric	Analytical Method: SM 4500-H+B							
	Pace Analytical Services - Indianapolis							
pH at 25 Degrees C	**7.3**	Std. Units	0.10	1		11/18/21 09:26		H3

REPORT OF LABORATORY ANALYSIS

This report shall not be reproduced, except in full,
without the written consent of Pace Analytical Services, LLC.

Pace Analytical Services, LLC
7726 Moller Road
Indianapolis, IN 46268
(317)228-3100

ANALYTICAL RESULTS

Project: Eagle Valley P1R2
Pace Project No.: 50302629

Sample: MW-19S **Lab ID: 50302629009** Collected: 11/10/21 14:20 Received: 11/11/21 14:00 Matrix: Water

Parameters	Results	Units	Report Limit	DF	Prepared	Analyzed	CAS No.	Qual
4500S2D Sulfide Water	Analytical Method: SM 4500-S2-D Pace Analytical Services - Indianapolis							
Sulfide	ND	mg/L	0.10	1		11/17/21 10:21	18496-25-8	
Iron, Ferrous	Analytical Method: HACH 8146 Pace Analytical Services - Indianapolis							
Iron, Ferrous	ND	mg/L	0.20	1		11/15/21 15:08	15438-31-0	H3,N2
353.2 Nitrogen, NO2/NO3 unpres	Analytical Method: EPA 353.2 Pace Analytical Services - Indianapolis							
Nitrogen, Nitrate	**14.4**	mg/L	1.0	10		11/11/21 19:24	14797-55-8	
Nitrogen, Nitrite	ND	mg/L	1.0	10		11/11/21 19:24	14797-65-0	
365.1 Total Phosphorus	Analytical Method: EPA 365.1 Preparation Method: EPA 365.1 Pace Analytical Services - Indianapolis							
Phosphate as P04	ND	mg/L	0.15	1	11/20/21 06:00	11/28/21 11:09		
5310C TOC	Analytical Method: SM 5310C Pace Analytical Services - Indianapolis							
Total Organic Carbon	ND	mg/L	1.0	1		11/28/21 00:11	7440-44-0	
5310C Dissolved Organic Carbon	Analytical Method: SM 5310C Pace Analytical Services - Indianapolis							
Dissolved Organic Carbon	ND	mg/L	1.0	1		11/28/21 22:37		

REPORT OF LABORATORY ANALYSIS

This report shall not be reproduced, except in full,
without the written consent of Pace Analytical Services, LLC.

Pace Analytical Services, LLC
7726 Moller Road
Indianapolis, IN 46268
(317)228-3100

ANALYTICAL RESULTS

Project: Eagle Valley P1R2
Pace Project No.: 50302629

Sample: MW-19I **Lab ID: 50302629010** Collected: 11/10/21 14:50 Received: 11/11/21 14:00 Matrix: Water

Parameters	Results	Units	Report Limit	DF	Prepared	Analyzed	CAS No.	Qual
9056 IC Anions	Analytical Method: EPA 9056							
	Pace Analytical Services - Indianapolis							
Chloride	**123**	mg/L	2.5	10		11/16/21 00:12	16887-00-6	P8
Fluoride	ND	mg/L	0.10	1		11/16/21 00:02	16984-48-8	
Sulfate	**235**	mg/L	2.5	10		11/16/21 00:12	14808-79-8	P8
6010 MET ICP	Analytical Method: EPA 6010 Preparation Method: EPA 3010							
	Pace Analytical Services - Indianapolis							
Aluminum	ND	ug/L	200	1	11/19/21 06:55	11/22/21 02:58	7429-90-5	
Barium	**69.9**	ug/L	10.0	1	11/19/21 06:55	11/22/21 02:58	7440-39-3	
Boron	**5280**	ug/L	100	1	11/19/21 06:55	11/22/21 02:58	7440-42-8	
Calcium	**122000**	ug/L	1000	1	11/19/21 06:55	11/22/21 02:58	7440-70-2	
Iron	**448**	ug/L	100	1	11/19/21 06:55	11/22/21 02:58	7439-89-6	
Lithium	**106**	ug/L	20.0	1	11/19/21 06:55	11/22/21 02:58	7439-93-2	
Magnesium	**25900**	ug/L	1000	1	11/19/21 06:55	11/22/21 02:58	7439-95-4	
Manganese	**94.0**	ug/L	10.0	1	11/19/21 06:55	11/22/21 02:58	7439-96-5	
Molybdenum	**135**	ug/L	10.0	1	11/19/21 06:55	11/22/21 02:58	7439-98-7	
Potassium	**7890**	ug/L	1000	1	11/19/21 06:55	11/22/21 02:58	7440-09-7	
Silica	**12800**	ug/L	450	1	11/19/21 06:55	11/22/21 02:58	7631-86-9	N2
Sodium	**96600**	ug/L	1000	1	11/19/21 06:55	11/22/21 02:58	7440-23-5	
6010 MET ICP, Dissolved	Analytical Method: EPA 6010 Preparation Method: EPA 3010							
	Pace Analytical Services - Indianapolis							
Manganese, Dissolved	**83.8**	ug/L	10.0	1	11/22/21 06:48	11/23/21 03:00	7439-96-5	
Molybdenum, Dissolved	**129**	ug/L	10.0	1	11/22/21 06:48	11/23/21 03:00	7439-98-7	
6020 MET ICPMS	Analytical Method: EPA 6020 Preparation Method: EPA 200.2							
	Pace Analytical Services - Indianapolis							
Antimony	ND	ug/L	1.0	1	11/14/21 16:15	11/16/21 04:40	7440-36-0	
Arsenic	ND	ug/L	1.0	1	11/14/21 16:15	11/16/21 04:40	7440-38-2	
Cobalt	ND	ug/L	1.0	1	11/14/21 16:15	11/16/21 04:40	7440-48-4	
Selenium	ND	ug/L	1.0	1	11/14/21 16:15	11/16/21 04:40	7782-49-2	
2320B Alkalinity	Analytical Method: SM 2320B							
	Pace Analytical Services - Indianapolis							
Alkalinity, Total as CaCO3	**238**	mg/L	2.0	1		11/17/21 19:37		
Alkalinity,Bicarbonate (CaCO3)	**238**	mg/L	2.0	1		11/17/21 19:37		
Alkalinity,Carbonate (CaCO3)	ND	mg/L	2.0	1		11/17/21 19:37		
2540C Total Dissolved Solids	Analytical Method: SM 2540C							
	Pace Analytical Services - Indianapolis							
Total Dissolved Solids	**716**	mg/L	20.0	1		11/15/21 06:47		
4500H+ pH, Electrometric	Analytical Method: SM 4500-H+B							
	Pace Analytical Services - Indianapolis							
pH at 25 Degrees C	**7.4**	Std. Units	0.10	1		11/18/21 09:27		H3

REPORT OF LABORATORY ANALYSIS

This report shall not be reproduced, except in full,
without the written consent of Pace Analytical Services, LLC.

Pace Analytical Services, LLC
7726 Moller Road
Indianapolis, IN 46268
(317)228-3100

ANALYTICAL RESULTS

Project: Eagle Valley P1R2
Pace Project No.: 50302629

Sample: MW-19I **Lab ID: 50302629010** Collected: 11/10/21 14:50 Received: 11/11/21 14:00 Matrix: Water

Parameters	Results	Units	Report Limit	DF	Prepared	Analyzed	CAS No.	Qual
4500S2D Sulfide Water	Analytical Method: SM 4500-S2-D Pace Analytical Services - Indianapolis							
Sulfide	ND	mg/L	0.10	1		11/17/21 10:21	18496-25-8	
Iron, Ferrous	Analytical Method: HACH 8146 Pace Analytical Services - Indianapolis							
Iron, Ferrous	ND	mg/L	0.20	1		11/15/21 15:09	15438-31-0	H3,N2
353.2 Nitrogen, NO2/NO3 unpres	Analytical Method: EPA 353.2 Pace Analytical Services - Indianapolis							
Nitrogen, Nitrate	ND	mg/L	0.10	1		11/11/21 19:00	14797-55-8	
Nitrogen, Nitrite	ND	mg/L	0.10	1		11/11/21 19:00	14797-65-0	
365.1 Total Phosphorus	Analytical Method: EPA 365.1 Preparation Method: EPA 365.1 Pace Analytical Services - Indianapolis							
Phosphate as P04	ND	mg/L	0.15	1	11/20/21 06:00	11/28/21 11:10		
5310C TOC	Analytical Method: SM 5310C Pace Analytical Services - Indianapolis							
Total Organic Carbon	ND	mg/L	1.0	1		11/28/21 00:37	7440-44-0	
5310C Dissolved Organic Carbon	Analytical Method: SM 5310C Pace Analytical Services - Indianapolis							
Dissolved Organic Carbon	ND	mg/L	1.0	1		11/28/21 22:48		

REPORT OF LABORATORY ANALYSIS

This report shall not be reproduced, except in full,
without the written consent of Pace Analytical Services, LLC.

Pace Analytical Services, LLC
7726 Moller Road
Indianapolis, IN 46268
(317)228-3100

ANALYTICAL RESULTS

Project: Eagle Valley P1R2
Pace Project No.: 50302629

Sample: MW-19D **Lab ID: 50302629011** Collected: 11/10/21 15:55 Received: 11/11/21 14:00 Matrix: Water

Parameters	Results	Units	Report Limit	DF	Prepared	Analyzed	CAS No.	Qual
9056 IC Anions	Analytical Method: EPA 9056							
	Pace Analytical Services - Indianapolis							
Chloride	**140**	mg/L	25.0	100		11/16/21 00:42	16887-00-6	P8
Fluoride	ND	mg/L	0.10	1		11/16/21 00:32	16984-48-8	
Sulfate	**225**	mg/L	25.0	100		11/16/21 00:42	14808-79-8	P8
6010 MET ICP	Analytical Method: EPA 6010 Preparation Method: EPA 3010							
	Pace Analytical Services - Indianapolis							
Aluminum	**614**	ug/L	200	1	11/19/21 06:55	11/22/21 03:00	7429-90-5	
Barium	**54.5**	ug/L	10.0	1	11/19/21 06:55	11/22/21 03:00	7440-39-3	
Boron	**5900**	ug/L	100	1	11/19/21 06:55	11/22/21 03:00	7440-42-8	
Calcium	**122000**	ug/L	1000	1	11/19/21 06:55	11/22/21 03:00	7440-70-2	
Iron	**1290**	ug/L	100	1	11/19/21 06:55	11/22/21 03:00	7439-89-6	
Lithium	**21.0**	ug/L	20.0	1	11/19/21 06:55	11/22/21 03:00	7439-93-2	
Magnesium	**29300**	ug/L	1000	1	11/19/21 06:55	11/22/21 03:00	7439-95-4	
Manganese	**426**	ug/L	10.0	1	11/19/21 06:55	11/22/21 03:00	7439-96-5	
Molybdenum	**12.6**	ug/L	10.0	1	11/19/21 06:55	11/22/21 03:00	7439-98-7	
Potassium	**4630**	ug/L	1000	1	11/19/21 06:55	11/22/21 03:00	7440-09-7	
Silica	**15700**	ug/L	450	1	11/19/21 06:55	11/22/21 03:00	7631-86-9	N2
Sodium	**104000**	ug/L	1000	1	11/19/21 06:55	11/22/21 03:00	7440-23-5	
6010 MET ICP, Dissolved	Analytical Method: EPA 6010 Preparation Method: EPA 3010							
	Pace Analytical Services - Indianapolis							
Manganese, Dissolved	**400**	ug/L	10.0	1	11/22/21 06:48	11/23/21 03:03	7439-96-5	
Molybdenum, Dissolved	**11.7**	ug/L	10.0	1	11/22/21 06:48	11/23/21 03:03	7439-98-7	
6020 MET ICPMS	Analytical Method: EPA 6020 Preparation Method: EPA 200.2							
	Pace Analytical Services - Indianapolis							
Antimony	ND	ug/L	1.0	1	11/14/21 16:15	11/16/21 04:45	7440-36-0	
Arsenic	**1.5**	ug/L	1.0	1	11/14/21 16:15	11/16/21 04:45	7440-38-2	
Cobalt	ND	ug/L	1.0	1	11/14/21 16:15	11/16/21 04:45	7440-48-4	
Selenium	ND	ug/L	1.0	1	11/14/21 16:15	11/16/21 04:45	7782-49-2	
2320B Alkalinity	Analytical Method: SM 2320B							
	Pace Analytical Services - Indianapolis							
Alkalinity, Total as CaCO3	**212**	mg/L	2.0	1		11/17/21 19:37		
Alkalinity,Bicarbonate (CaCO3)	**212**	mg/L	2.0	1		11/17/21 19:37		
Alkalinity,Carbonate (CaCO3)	ND	mg/L	2.0	1		11/17/21 19:37		
2540C Total Dissolved Solids	Analytical Method: SM 2540C							
	Pace Analytical Services - Indianapolis							
Total Dissolved Solids	**756**	mg/L	20.0	1		11/15/21 06:47		
4500H+ pH, Electrometric	Analytical Method: SM 4500-H+B							
	Pace Analytical Services - Indianapolis							
pH at 25 Degrees C	**7.4**	Std. Units	0.10	1		11/18/21 09:29		H3

REPORT OF LABORATORY ANALYSIS

This report shall not be reproduced, except in full,
without the written consent of Pace Analytical Services, LLC.

Pace Analytical Services, LLC
7726 Moller Road
Indianapolis, IN 46268
(317)228-3100

ANALYTICAL RESULTS

Project: Eagle Valley P1R2
Pace Project No.: 50302629

Sample: MW-19D **Lab ID: 50302629011** Collected: 11/10/21 15:55 Received: 11/11/21 14:00 Matrix: Water

Parameters	Results	Units	Report Limit	DF	Prepared	Analyzed	CAS No.	Qual
4500S2D Sulfide Water	Analytical Method: SM 4500-S2-D Pace Analytical Services - Indianapolis							
Sulfide	ND	mg/L	0.10	1		11/17/21 10:21	18496-25-8	
Iron, Ferrous	Analytical Method: HACH 8146 Pace Analytical Services - Indianapolis							
Iron, Ferrous	ND	mg/L	0.20	1		11/15/21 15:09	15438-31-0	H3,N2
353.2 Nitrogen, NO2/NO3 unpres	Analytical Method: EPA 353.2 Pace Analytical Services - Indianapolis							
Nitrogen, Nitrate	ND	mg/L	0.10	1		11/11/21 19:05	14797-55-8	
Nitrogen, Nitrite	ND	mg/L	0.10	1		11/11/21 19:05	14797-65-0	
365.1 Total Phosphorus	Analytical Method: EPA 365.1 Preparation Method: EPA 365.1 Pace Analytical Services - Indianapolis							
Phosphate as P04	ND	mg/L	0.15	1	11/20/21 06:00	11/28/21 11:12		
5310C TOC	Analytical Method: SM 5310C Pace Analytical Services - Indianapolis							
Total Organic Carbon	ND	mg/L	1.0	1		11/28/21 00:56	7440-44-0	
5310C Dissolved Organic Carbon	Analytical Method: SM 5310C Pace Analytical Services - Indianapolis							
Dissolved Organic Carbon	ND	mg/L	1.0	1		11/28/21 23:05		

REPORT OF LABORATORY ANALYSIS

This report shall not be reproduced, except in full,
without the written consent of Pace Analytical Services, LLC.

Pace Analytical Services, LLC
7726 Moller Road
Indianapolis, IN 46268
(317)228-3100

ANALYTICAL RESULTS

Project: Eagle Valley P1R2
Pace Project No.: 50302629

Sample: FIELD BLANK 2 **Lab ID: 50302629012** Collected: 11/10/21 15:05 Received: 11/11/21 14:00 Matrix: Water

Parameters	Results	Units	Report Limit	DF	Prepared	Analyzed	CAS No.	Qual
9056 IC Anions	Analytical Method: EPA 9056							
	Pace Analytical Services - Indianapolis							
Chloride	ND	mg/L	0.25	1		11/16/21 00:52	16887-00-6	P8
Fluoride	ND	mg/L	0.10	1		11/16/21 00:52	16984-48-8	
Sulfate	ND	mg/L	0.25	1		11/16/21 00:52	14808-79-8	P8
6010 MET ICP	Analytical Method: EPA 6010 Preparation Method: EPA 3010							
	Pace Analytical Services - Indianapolis							
Aluminum	ND	ug/L	200	1	11/19/21 06:55	11/22/21 03:02	7429-90-5	
Barium	ND	ug/L	10.0	1	11/19/21 06:55	11/22/21 03:02	7440-39-3	
Boron	ND	ug/L	100	1	11/19/21 06:55	11/22/21 03:02	7440-42-8	
Calcium	ND	ug/L	1000	1	11/19/21 06:55	11/22/21 03:02	7440-70-2	
Iron	ND	ug/L	100	1	11/19/21 06:55	11/22/21 03:02	7439-89-6	
Lithium	ND	ug/L	20.0	1	11/19/21 06:55	11/22/21 03:02	7439-93-2	
Magnesium	ND	ug/L	1000	1	11/19/21 06:55	11/22/21 03:02	7439-95-4	
Manganese	ND	ug/L	10.0	1	11/19/21 06:55	11/22/21 03:02	7439-96-5	
Molybdenum	ND	ug/L	10.0	1	11/19/21 06:55	11/22/21 03:02	7439-98-7	
Potassium	ND	ug/L	1000	1	11/19/21 06:55	11/22/21 03:02	7440-09-7	
Silica	ND	ug/L	450	1	11/19/21 06:55	11/22/21 03:02	7631-86-9	N2
Sodium	ND	ug/L	1000	1	11/19/21 06:55	11/22/21 03:02	7440-23-5	
6020 MET ICPMS	Analytical Method: EPA 6020 Preparation Method: EPA 200.2							
	Pace Analytical Services - Indianapolis							
Antimony	ND	ug/L	1.0	1	11/14/21 16:15	11/16/21 04:50	7440-36-0	
Arsenic	ND	ug/L	1.0	1	11/14/21 16:15	11/16/21 04:50	7440-38-2	
Cobalt	ND	ug/L	1.0	1	11/14/21 16:15	11/16/21 04:50	7440-48-4	
Selenium	ND	ug/L	1.0	1	11/14/21 16:15	11/16/21 04:50	7782-49-2	
2320B Alkalinity	Analytical Method: SM 2320B							
	Pace Analytical Services - Indianapolis							
Alkalinity, Total as CaCO3	**2.4**	mg/L	2.0	1		11/17/21 19:37		
Alkalinity,Bicarbonate (CaCO3)	**2.4**	mg/L	2.0	1		11/17/21 19:37		
Alkalinity,Carbonate (CaCO3)	ND	mg/L	2.0	1		11/17/21 19:37		
2540C Total Dissolved Solids	Analytical Method: SM 2540C							
	Pace Analytical Services - Indianapolis							
Total Dissolved Solids	ND	mg/L	10.0	1		11/15/21 06:48		PL
4500H+ pH, Electrometric	Analytical Method: SM 4500-H+B							
	Pace Analytical Services - Indianapolis							
pH at 25 Degrees C	**7.8**	Std. Units	0.10	1		11/18/21 09:28		H3
4500S2D Sulfide Water	Analytical Method: SM 4500-S2-D							
	Pace Analytical Services - Indianapolis							
Sulfide	ND	mg/L	0.10	1		11/17/21 10:21	18496-25-8	

REPORT OF LABORATORY ANALYSIS

This report shall not be reproduced, except in full,
without the written consent of Pace Analytical Services, LLC.

Pace Analytical Services, LLC
7726 Moller Road
Indianapolis, IN 46268
(317)228-3100

ANALYTICAL RESULTS

Project: Eagle Valley P1R2
Pace Project No.: 50302629

Sample: FIELD BLANK 2 **Lab ID: 50302629012** Collected: 11/10/21 15:05 Received: 11/11/21 14:00 Matrix: Water

Parameters	Results	Units	Report Limit	DF	Prepared	Analyzed	CAS No.	Qual
353.2 Nitrogen, NO2/NO3 unpres	Analytical Method: EPA 353.2 Pace Analytical Services - Indianapolis							
Nitrogen, Nitrate	ND	mg/L	0.10	1		11/11/21 19:03	14797-55-8	
Nitrogen, Nitrite	ND	mg/L	0.10	1		11/11/21 19:03	14797-65-0	
365.1 Total Phosphorus	Analytical Method: EPA 365.1 Preparation Method: EPA 365.1 Pace Analytical Services - Indianapolis							
Phosphate as P04	ND	mg/L	0.15	1	11/20/21 06:00	11/28/21 11:12		
5310C TOC	Analytical Method: SM 5310C Pace Analytical Services - Indianapolis							
Total Organic Carbon	ND	mg/L	1.0	1		11/28/21 01:22	7440-44-0	

REPORT OF LABORATORY ANALYSIS

This report shall not be reproduced, except in full,
without the written consent of Pace Analytical Services, LLC.

Pace Analytical Services, LLC
7726 Moller Road
Indianapolis, IN 46268
(317)228-3100

QUALITY CONTROL DATA

Project: Eagle Valley P1R2
Pace Project No.: 50302629

QC Batch: 650221
QC Batch Method: EPA 9056
Analysis Method: EPA 9056
Analysis Description: 9056 IC Anions
Laboratory: Pace Analytical Services - Indianapolis
Associated Lab Samples: 50302629004, 50302629005, 50302629008, 50302629009, 50302629010, 50302629011, 50302629012

METHOD BLANK: 2997036 Matrix: Water
Associated Lab Samples: 50302629004, 50302629005, 50302629008, 50302629009, 50302629010, 50302629011, 50302629012

Parameter	Units	Blank Result	Reporting Limit	Analyzed	Qualifiers
Chloride	mg/L	ND	0.25	11/14/21 09:24	
Fluoride	mg/L	ND	0.10	11/14/21 09:24	
Sulfate	mg/L	ND	0.25	11/14/21 09:24	

LABORATORY CONTROL SAMPLE: 2997037

Parameter	Units	Spike Conc.	LCS Result	LCS % Rec	% Rec Limits	Qualifiers
Chloride	mg/L	1.2	1.1	91	80-120	
Fluoride	mg/L	0.5	0.43	87	80-120	
Sulfate	mg/L	2.5	2.3	94	80-120	

MATRIX SPIKE & MATRIX SPIKE DUPLICATE: 2997038 2997039

Parameter	Units	50302629005 Result	MS Spike Conc.	MSD Spike Conc.	MS Result	MSD Result	MS % Rec	MSD % Rec	% Rec Limits	RPD	Max RPD	Qual
Chloride	mg/L	42.2	12.5	12.5	52.1	52.0	80	79	80-120	0	15	
Fluoride	mg/L	0.14	0.5	0.5	0.53	0.53	77	78	80-120	1	15	M0
Sulfate	mg/L	27.1	25	25	49.8	49.7	91	90	80-120	0	15	

Results presented on this page are in the units indicated by the "Units" column except where an alternate unit is presented to the right of the result.

REPORT OF LABORATORY ANALYSIS

This report shall not be reproduced, except in full,
without the written consent of Pace Analytical Services, LLC.

Pace Analytical Services, LLC
7726 Moller Road
Indianapolis, IN 46268
(317)228-3100

QUALITY CONTROL DATA

Project: Eagle Valley P1R2
Pace Project No.: 50302629

QC Batch: 650866
QC Batch Method: EPA 3010
Analysis Method: EPA 6010
Analysis Description: 6010 MET
Laboratory: Pace Analytical Services - Indianapolis
Associated Lab Samples: 50302629004, 50302629005, 50302629008, 50302629009, 50302629010, 50302629011, 50302629012

METHOD BLANK: 2999770 Matrix: Water
Associated Lab Samples: 50302629004, 50302629005, 50302629008, 50302629009, 50302629010, 50302629011, 50302629012

Parameter	Units	Blank Result	Reporting Limit	Analyzed	Qualifiers
Aluminum	ug/L	ND	200	11/22/21 02:26	
Barium	ug/L	ND	10.0	11/22/21 02:26	
Boron	ug/L	ND	100	11/22/21 02:26	
Calcium	ug/L	ND	1000	11/22/21 02:26	
Iron	ug/L	ND	100	11/22/21 02:26	
Lithium	ug/L	ND	20.0	11/22/21 02:26	
Magnesium	ug/L	ND	1000	11/22/21 02:26	
Manganese	ug/L	ND	10.0	11/22/21 02:26	
Molybdenum	ug/L	ND	10.0	11/22/21 02:26	
Potassium	ug/L	ND	1000	11/22/21 02:26	
Silica	ug/L	ND	450	11/22/21 02:26	N2
Sodium	ug/L	ND	1000	11/22/21 02:26	

LABORATORY CONTROL SAMPLE: 2999771

Parameter	Units	Spike Conc.	LCS Result	LCS % Rec	% Rec Limits	Qualifiers
Aluminum	ug/L	5000	5050	101	80-120	
Barium	ug/L	1000	978	98	80-120	
Boron	ug/L	1000	1050	105	80-120	
Calcium	ug/L	5000	5100	102	80-120	
Iron	ug/L	2500	2470	99	80-120	
Lithium	ug/L	1000	1000	100	80-120	
Magnesium	ug/L	5000	4840	97	80-120	
Manganese	ug/L	1000	963	96	80-120	
Molybdenum	ug/L	1000	1000	100	80-120	
Potassium	ug/L	5000	4940	99	80-120	
Silica	ug/L	5350	4920	92	80-120	N2
Sodium	ug/L	5000	4810	96	80-120	

MATRIX SPIKE & MATRIX SPIKE DUPLICATE: 2999772 2999773

Parameter	Units	50302629005 Result	MS Spike Conc.	MSD Spike Conc.	MS Result	MSD Result	MS % Rec	MSD % Rec	% Rec Limits	RPD	Max RPD	Qual
Aluminum	ug/L	ND	5000	5000	5070	5200	98	101	75-125	3	20	
Barium	ug/L	52.0	1000	1000	1020	1030	97	98	75-125	1	20	
Boron	ug/L	424	1000	1000	1420	1440	100	102	75-125	1	20	
Calcium	ug/L	79300	5000	5000	85500	86400	123	141	75-125	1	20	P6

Results presented on this page are in the units indicated by the "Units" column except where an alternate unit is presented to the right of the result.

REPORT OF LABORATORY ANALYSIS

This report shall not be reproduced, except in full,
without the written consent of Pace Analytical Services, LLC.

Pace Analytical Services, LLC
7726 Moller Road
Indianapolis, IN 46268
(317)228-3100

QUALITY CONTROL DATA

Project: Eagle Valley P1R2
Pace Project No.: 50302629

MATRIX SPIKE & MATRIX SPIKE DUPLICATE: 2999772 2999773

Parameter	Units	50302629005 Result	MS Spike Conc.	MSD Spike Conc.	MS Result	MSD Result	MS % Rec	MSD % Rec	% Rec Limits	RPD	Max RPD	Qual
Iron	ug/L	252	2500	2500	2630	2700	95	98	75-125	2	20	
Lithium	ug/L	ND	1000	1000	1050	1060	104	105	75-125	1	20	
Magnesium	ug/L	19400	5000	5000	24400	24800	100	109	75-125	2	20	
Manganese	ug/L	ND	1000	1000	929	955	92	95	75-125	3	20	
Molybdenum	ug/L	ND	1000	1000	988	1010	99	101	75-125	2	20	
Potassium	ug/L	2150	5000	5000	7430	7560	105	108	75-125	2	20	
Silica	ug/L	10500	5350	5350	15700	13800	97	63	75-125	12	20	N2
Sodium	ug/L	28800	5000	5000	34700	34400	118	113	75-125	1	20	

MATRIX SPIKE & MATRIX SPIKE DUPLICATE: 2999774 2999775

Parameter	Units	50302637005 Result	MS Spike Conc.	MSD Spike Conc.	MS Result	MSD Result	MS % Rec	MSD % Rec	% Rec Limits	RPD	Max RPD	Qual
Aluminum	ug/L	ND	5000	5000	5050	5060	99	99	75-125	0	20	
Barium	ug/L	81.7	1000	1000	1030	1040	95	95	75-125	0	20	
Boron	ug/L	358	1000	1000	1360	1350	100	99	75-125	1	20	
Calcium	ug/L	85100	5000	5000	89600	90800	91	114	75-125	1	20	
Iron	ug/L	186	2500	2500	2620	2600	97	97	75-125	1	20	
Lithium	ug/L	83.0	1000	1000	1130	1130	105	105	75-125	0	20	
Magnesium	ug/L	27700	5000	5000	32400	33000	94	105	75-125	2	20	
Manganese	ug/L	110	1000	1000	1050	1050	94	94	75-125	0	20	
Molybdenum	ug/L	86.3	1000	1000	1080	1070	99	99	75-125	1	20	
Potassium	ug/L	8130	5000	5000	13400	13600	105	110	75-125	2	20	
Silica	ug/L	11100	5350	5350	15400	14000	80	54	75-125	9	20	N2
Sodium	ug/L	82600	5000	5000	86200	88000	72	108	75-125	2	20	P6

Results presented on this page are in the units indicated by the "Units" column except where an alternate unit is presented to the right of the result.

REPORT OF LABORATORY ANALYSIS

This report shall not be reproduced, except in full,
without the written consent of Pace Analytical Services, LLC.

Pace Analytical Services, LLC
7726 Moller Road
Indianapolis, IN 46268
(317)228-3100

QUALITY CONTROL DATA

Project: Eagle Valley P1R2
Pace Project No.: 50302629

QC Batch: 651286
QC Batch Method: EPA 3010
Analysis Method: EPA 6010
Analysis Description: 6010 MET Dissolved
Laboratory: Pace Analytical Services - Indianapolis
Associated Lab Samples: 50302629004, 50302629005, 50302629008, 50302629009, 50302629010, 50302629011

METHOD BLANK: 3001676 Matrix: Water
Associated Lab Samples: 50302629004, 50302629005, 50302629008, 50302629009, 50302629010, 50302629011

Parameter	Units	Blank Result	Reporting Limit	Analyzed	Qualifiers
Manganese, Dissolved	ug/L	ND	10.0	11/23/21 02:32	
Molybdenum, Dissolved	ug/L	ND	10.0	11/23/21 02:32	

LABORATORY CONTROL SAMPLE: 3001677

Parameter	Units	Spike Conc.	LCS Result	LCS % Rec	% Rec Limits	Qualifiers
Manganese, Dissolved	ug/L	1000	975	98	80-120	
Molybdenum, Dissolved	ug/L	1000	945	94	80-120	

MATRIX SPIKE & MATRIX SPIKE DUPLICATE: 3001678 3001679

Parameter	Units	50302629005 Result	MS Spike Conc.	MSD Spike Conc.	MS Result	MSD Result	MS % Rec	MSD % Rec	% Rec Limits	RPD	Max RPD	Qual
Manganese, Dissolved	ug/L	ND	1000	1000	942	958	94	95	75-125	2	20	
Molybdenum, Dissolved	ug/L	ND	1000	1000	948	969	95	97	75-125	2	20	

MATRIX SPIKE & MATRIX SPIKE DUPLICATE: 3001680 3001681

Parameter	Units	50302637005 Result	MS Spike Conc.	MSD Spike Conc.	MS Result	MSD Result	MS % Rec	MSD % Rec	% Rec Limits	RPD	Max RPD	Qual
Manganese, Dissolved	ug/L	108	1000	1000	1040	1110	94	100	75-125	6	20	
Molybdenum, Dissolved	ug/L	81.8	1000	1000	1040	1040	96	95	75-125	0	20	

Results presented on this page are in the units indicated by the "Units" column except where an alternate unit is presented to the right of the result.

REPORT OF LABORATORY ANALYSIS

This report shall not be reproduced, except in full,
without the written consent of Pace Analytical Services, LLC.

Pace Analytical Services, LLC
7726 Moller Road
Indianapolis, IN 46268
(317)228-3100

QUALITY CONTROL DATA

Project: Eagle Valley P1R2
Pace Project No.: 50302629

QC Batch: 650222
QC Batch Method: EPA 200.2
Analysis Method: EPA 6020
Analysis Description: 6020 MET
Laboratory: Pace Analytical Services - Indianapolis
Associated Lab Samples: 50302629004, 50302629005, 50302629008, 50302629009, 50302629010, 50302629011, 50302629012

METHOD BLANK: 2997040 Matrix: Water
Associated Lab Samples: 50302629004, 50302629005, 50302629008, 50302629009, 50302629010, 50302629011, 50302629012

Parameter	Units	Blank Result	Reporting Limit	Analyzed	Qualifiers
Antimony	ug/L	ND	1.0	11/16/21 03:19	
Arsenic	ug/L	ND	1.0	11/16/21 03:19	
Cobalt	ug/L	ND	1.0	11/16/21 03:19	
Selenium	ug/L	ND	1.0	11/16/21 03:19	

LABORATORY CONTROL SAMPLE: 2997041

Parameter	Units	Spike Conc.	LCS Result	LCS % Rec	% Rec Limits	Qualifiers
Antimony	ug/L	40	40.9	102	80-120	
Arsenic	ug/L	40	35.2	88	80-120	
Cobalt	ug/L	40	38.6	96	80-120	
Selenium	ug/L	40	36.7	92	80-120	

MATRIX SPIKE & MATRIX SPIKE DUPLICATE: 2997042 2997043

Parameter	Units	50302629005 Result	MS Spike Conc.	MSD Spike Conc.	MS Result	MSD Result	MS % Rec	MSD % Rec	% Rec Limits	RPD	Max RPD	Qual
Antimony	ug/L	ND	40	40	41.1	41.8	103	104	75-125	2	20	
Arsenic	ug/L	ND	40	40	34.8	33.6	86	83	75-125	4	20	
Cobalt	ug/L	ND	40	40	36.6	36.2	91	90	75-125	1	20	
Selenium	ug/L	ND	40	40	35.1	34.2	88	85	75-125	3	20	

Results presented on this page are in the units indicated by the "Units" column except where an alternate unit is presented to the right of the result.

REPORT OF LABORATORY ANALYSIS

This report shall not be reproduced, except in full,
without the written consent of Pace Analytical Services, LLC.

Pace Analytical Services, LLC
7726 Moller Road
Indianapolis, IN 46268
(317)228-3100

QUALITY CONTROL DATA

Project: Eagle Valley P1R2
Pace Project No.: 50302629

QC Batch: 651007 | Analysis Method: SM 2320B
QC Batch Method: SM 2320B | Analysis Description: 2320B Alkalinity
Laboratory: Pace Analytical Services - Indianapolis
Associated Lab Samples: 50302629004, 50302629005, 50302629008, 50302629009, 50302629010, 50302629011, 50302629012

METHOD BLANK: 3000368 Matrix: Water
Associated Lab Samples: 50302629004, 50302629005, 50302629008, 50302629009, 50302629010, 50302629011, 50302629012

Parameter	Units	Blank Result	Reporting Limit	Analyzed	Qualifiers
Alkalinity, Total as CaCO3	mg/L	ND	2.0	11/17/21 19:37	
Alkalinity,Bicarbonate (CaCO3)	mg/L	ND	2.0	11/17/21 19:37	
Alkalinity,Carbonate (CaCO3)	mg/L	ND	2.0	11/17/21 19:37	

LABORATORY CONTROL SAMPLE: 3000369

Parameter	Units	Spike Conc.	LCS Result	LCS % Rec	% Rec Limits	Qualifiers
Alkalinity, Total as CaCO3	mg/L	50	48.8	98	90-110	

SAMPLE DUPLICATE: 3000371

Parameter	Units	50302629005 Result	Dup Result	RPD	Max RPD	Qualifiers
Alkalinity, Total as CaCO3	mg/L	257	266	4	20	
Alkalinity,Bicarbonate (CaCO3)	mg/L	257	266	4	20	
Alkalinity,Carbonate (CaCO3)	mg/L	ND	ND		20	

Results presented on this page are in the units indicated by the "Units" column except where an alternate unit is presented to the right of the result.

REPORT OF LABORATORY ANALYSIS

This report shall not be reproduced, except in full,
without the written consent of Pace Analytical Services, LLC.

Pace Analytical Services, LLC
7726 Moller Road
Indianapolis, IN 46268
(317)228-3100

QUALITY CONTROL DATA

Project: Eagle Valley P1R2
Pace Project No.: 50302629

QC Batch: 650316 | Analysis Method: SM 2540C
QC Batch Method: SM 2540C | Analysis Description: 2540C Total Dissolved Solids
Laboratory: Pace Analytical Services - Indianapolis
Associated Lab Samples: 50302629004, 50302629005, 50302629008, 50302629009, 50302629010, 50302629011, 50302629012

METHOD BLANK: 2997676 Matrix: Water
Associated Lab Samples: 50302629004, 50302629005, 50302629008, 50302629009, 50302629010, 50302629011, 50302629012

Parameter	Units	Blank Result	Reporting Limit	Analyzed	Qualifiers
Total Dissolved Solids	mg/L	ND	10.0	11/15/21 06:43	

LABORATORY CONTROL SAMPLE: 2997677

Parameter	Units	Spike Conc.	LCS Result	LCS % Rec	% Rec Limits	Qualifiers
Total Dissolved Solids	mg/L	300	295	98	80-120	

SAMPLE DUPLICATE: 2997678

Parameter	Units	50302629005 Result	Dup Result	RPD	Max RPD	Qualifiers
Total Dissolved Solids	mg/L	350	352	1	10	

SAMPLE DUPLICATE: 2997679

Parameter	Units	50302631001 Result	Dup Result	RPD	Max RPD	Qualifiers
Total Dissolved Solids	mg/L	36400	36300	0	10	

Results presented on this page are in the units indicated by the "Units" column except where an alternate unit is presented to the right of the result.

REPORT OF LABORATORY ANALYSIS

This report shall not be reproduced, except in full,
without the written consent of Pace Analytical Services, LLC.

Pace Analytical Services, LLC
7726 Moller Road
Indianapolis, IN 46268
(317)228-3100

QUALITY CONTROL DATA

Project: Eagle Valley P1R2
Pace Project No.: 50302629

QC Batch: 650491
QC Batch Method: SM 4500-H+B
Analysis Method: SM 4500-H+B
Analysis Description: 4500H+B pH
Laboratory: Pace Analytical Services - Indianapolis

Associated Lab Samples: 50302629005

SAMPLE DUPLICATE: 2998180

Parameter	Units	50302637005 Result	Dup Result	RPD	Max RPD	Qualifiers
pH at 25 Degrees C	Std. Units	7.3	7.4	1	2	H3

SAMPLE DUPLICATE: 2998181

Parameter	Units	50302629005 Result	Dup Result	RPD	Max RPD	Qualifiers
pH at 25 Degrees C	Std. Units	7.3	7.3	0	2	H3

Results presented on this page are in the units indicated by the "Units" column except where an alternate unit is presented to the right of the result.

REPORT OF LABORATORY ANALYSIS

This report shall not be reproduced, except in full,
without the written consent of Pace Analytical Services, LLC.

Pace Analytical Services, LLC
7726 Moller Road
Indianapolis, IN 46268
(317)228-3100

QUALITY CONTROL DATA

Project: Eagle Valley P1R2
Pace Project No.: 50302629

QC Batch: 651203
QC Batch Method: SM 4500-H+B
Analysis Method: SM 4500-H+B
Analysis Description: 4500H+B pH
Laboratory: Pace Analytical Services - Indianapolis
Associated Lab Samples: 50302629004, 50302629008, 50302629009, 50302629010, 50302629011, 50302629012

SAMPLE DUPLICATE: 3001237

Parameter	Units	50302553001 Result	Dup Result	RPD	Max RPD	Qualifiers
pH at 25 Degrees C	Std. Units	5.0	5.0	1	2	H3

SAMPLE DUPLICATE: 3001238

Parameter	Units	50302629010 Result	Dup Result	RPD	Max RPD	Qualifiers
pH at 25 Degrees C	Std. Units	7.4	7.5	1	2	H3

Results presented on this page are in the units indicated by the "Units" column except where an alternate unit is presented to the right of the result.

REPORT OF LABORATORY ANALYSIS

This report shall not be reproduced, except in full,
without the written consent of Pace Analytical Services, LLC.

Pace Analytical Services, LLC
7726 Moller Road
Indianapolis, IN 46268
(317)228-3100

QUALITY CONTROL DATA

Project: Eagle Valley P1R2
Pace Project No.: 50302629

QC Batch: 650888
QC Batch Method: SM 4500-S2-D
Analysis Method: SM 4500-S2-D
Analysis Description: 4500S2D Sulfide Water
Laboratory: Pace Analytical Services - Indianapolis
Associated Lab Samples: 50302629004, 50302629005, 50302629008, 50302629009, 50302629010, 50302629011, 50302629012

METHOD BLANK: 2999841 Matrix: Water
Associated Lab Samples: 50302629004, 50302629005, 50302629008, 50302629009, 50302629010, 50302629011, 50302629012

Parameter	Units	Blank Result	Reporting Limit	Analyzed	Qualifiers
Sulfide	mg/L	ND	0.10	11/17/21 10:21	

LABORATORY CONTROL SAMPLE: 2999842

Parameter	Units	Spike Conc.	LCS Result	LCS % Rec	% Rec Limits	Qualifiers
Sulfide	mg/L	0.5	0.51	102	90-110	

MATRIX SPIKE & MATRIX SPIKE DUPLICATE: 2999843 2999844

Parameter	Units	50302629005 Result	MS Spike Conc.	MSD Spike Conc.	MS Result	MSD Result	MS % Rec	MSD % Rec	% Rec Limits	RPD	Max RPD	Qual
Sulfide	mg/L	ND	0.5	0.5	0.61	0.60	121	119	90-110	2	20	M3

MATRIX SPIKE SAMPLE: 2999845

Parameter	Units	50302631001 Result	Spike Conc.	MS Result	MS % Rec	% Rec Limits	Qualifiers
Sulfide	mg/L	ND	0.5	ND	0	90-110	M0

Results presented on this page are in the units indicated by the "Units" column except where an alternate unit is presented to the right of the result.

REPORT OF LABORATORY ANALYSIS

This report shall not be reproduced, except in full,
without the written consent of Pace Analytical Services, LLC.

Pace Analytical Services, LLC
7726 Moller Road
Indianapolis, IN 46268
(317)228-3100

QUALITY CONTROL DATA

Project: Eagle Valley P1R2
Pace Project No.: 50302629

QC Batch: 650432 | Analysis Method: HACH 8146
QC Batch Method: HACH 8146 | Analysis Description: Iron, Ferrous
Laboratory: Pace Analytical Services - Indianapolis
Associated Lab Samples: 50302629004, 50302629005, 50302629008, 50302629009, 50302629010, 50302629011

METHOD BLANK: 2997972 Matrix: Water
Associated Lab Samples: 50302629004, 50302629005, 50302629008, 50302629009, 50302629010, 50302629011

Parameter	Units	Blank Result	Reporting Limit	Analyzed	Qualifiers
Iron, Ferrous	mg/L	ND	0.20	11/15/21 15:00	H3,N2

LABORATORY CONTROL SAMPLE: 2997973

Parameter	Units	Spike Conc.	LCS Result	LCS % Rec	% Rec Limits	Qualifiers
Iron, Ferrous	mg/L	1	1.0	105	90-110	H3,N2

MATRIX SPIKE & MATRIX SPIKE DUPLICATE: 2997974 2997975

Parameter	Units	50302629005 Result	MS Spike Conc.	MSD Spike Conc.	MS Result	MSD Result	MS % Rec	MSD % Rec	% Rec Limits	RPD	Max RPD	Qual
Iron, Ferrous	mg/L	ND	1	1	1.0	1.0	102	101	90-110	1	20	H3,N2

MATRIX SPIKE SAMPLE: 2997976

Parameter	Units	50302629008 Result	Spike Conc.	MS Result	MS % Rec	% Rec Limits	Qualifiers
Iron, Ferrous	mg/L	ND	1	1.1	111	90-110	H3,M0,N2

Results presented on this page are in the units indicated by the "Units" column except where an alternate unit is presented to the right of the result.

REPORT OF LABORATORY ANALYSIS

This report shall not be reproduced, except in full,
without the written consent of Pace Analytical Services, LLC.

Pace Analytical Services, LLC
7726 Moller Road
Indianapolis, IN 46268
(317)228-3100

QUALITY CONTROL DATA

Project: Eagle Valley P1R2
Pace Project No.: 50302629

QC Batch: 649952
QC Batch Method: EPA 353.2
Analysis Method: EPA 353.2
Analysis Description: 353.2 Nitrate + Nitrite, Unpres.
Laboratory: Pace Analytical Services - Indianapolis
Associated Lab Samples: 50302629004, 50302629005, 50302629008, 50302629009, 50302629010, 50302629011, 50302629012

METHOD BLANK: 2995335 Matrix: Water
Associated Lab Samples: 50302629004, 50302629005, 50302629008, 50302629009, 50302629010, 50302629011, 50302629012

Parameter	Units	Blank Result	Reporting Limit	Analyzed	Qualifiers
Nitrogen, Nitrate	mg/L	ND	0.10	11/11/21 18:15	
Nitrogen, Nitrite	mg/L	ND	0.10	11/11/21 18:15	

LABORATORY CONTROL SAMPLE: 2995336

Parameter	Units	Spike Conc.	LCS Result	LCS % Rec	% Rec Limits	Qualifiers
Nitrogen, Nitrate	mg/L	1	1.0	103	90-110	
Nitrogen, Nitrite	mg/L	1	1.1	107	90-110	

MATRIX SPIKE & MATRIX SPIKE DUPLICATE: 2995337 2995338

Parameter	Units	50302629005 Result	MS Spike Conc.	MSD Spike Conc.	MS Result	MSD Result	MS % Rec	MSD % Rec	% Rec Limits	RPD	Max RPD	Qual
Nitrogen, Nitrate	mg/L	0.75	1	1	1.8	1.9	110	112	90-110	1	20	
Nitrogen, Nitrite	mg/L	ND	1	1	1.1	1.1	113	113	90-110	0	20	M3

MATRIX SPIKE & MATRIX SPIKE DUPLICATE: 2995396 2995397

Parameter	Units	50302637005 Result	MS Spike Conc.	MSD Spike Conc.	MS Result	MSD Result	MS % Rec	MSD % Rec	% Rec Limits	RPD	Max RPD	Qual
Nitrogen, Nitrate	mg/L	ND	1	1	1.1	1.1	106	108	90-110	2	20	
Nitrogen, Nitrite	mg/L	ND	1	1	1.1	1.1	111	111	90-110	0	20	M3

Results presented on this page are in the units indicated by the "Units" column except where an alternate unit is presented to the right of the result.

REPORT OF LABORATORY ANALYSIS

This report shall not be reproduced, except in full,
without the written consent of Pace Analytical Services, LLC.

Pace Analytical Services, LLC
7726 Moller Road
Indianapolis, IN 46268
(317)228-3100

QUALITY CONTROL DATA

Project: Eagle Valley P1R2
Pace Project No.: 50302629

QC Batch: 651600 | Analysis Method: EPA 365.1
QC Batch Method: EPA 365.1 | Analysis Description: 365.1 Total Phosphorus
Laboratory: Pace Analytical Services - Indianapolis
Associated Lab Samples: 50302629004, 50302629005, 50302629008, 50302629009, 50302629010, 50302629011, 50302629012

METHOD BLANK: 3003435 Matrix: Water
Associated Lab Samples: 50302629004, 50302629005, 50302629008, 50302629009, 50302629010, 50302629011, 50302629012

Parameter	Units	Blank Result	Reporting Limit	Analyzed	Qualifiers
Phosphate as P04	mg/L	ND	0.15	11/28/21 10:57	

LABORATORY CONTROL SAMPLE: 3003436

Parameter	Units	Spike Conc.	LCS Result	LCS % Rec	% Rec Limits	Qualifiers
Phosphate as P04	mg/L		1.5			

MATRIX SPIKE SAMPLE: 3003437

Parameter	Units	50302590001 Result	Spike Conc.	MS Result	MS % Rec	% Rec Limits	Qualifiers
Phosphate as P04	mg/L	1.8		3.5			

MATRIX SPIKE & MATRIX SPIKE DUPLICATE: 3003438 3003439

Parameter	Units	50302629005 Result	MS Spike Conc.	MSD Spike Conc.	MS Result	MSD Result	MS % Rec	MSD % Rec	% Rec Limits	RPD	Max RPD	Qual
Phosphate as P04	mg/L	ND			1.5	1.6				7		

Results presented on this page are in the units indicated by the "Units" column except where an alternate unit is presented to the right of the result.

REPORT OF LABORATORY ANALYSIS

This report shall not be reproduced, except in full,
without the written consent of Pace Analytical Services, LLC.

Pace Analytical Services, LLC
7726 Moller Road
Indianapolis, IN 46268
(317)228-3100

QUALITY CONTROL DATA

Project: Eagle Valley P1R2
Pace Project No.: 50302629

QC Batch: 652580 Analysis Method: SM 5310C
QC Batch Method: SM 5310C Analysis Description: 5310C Total Organic Carbon
Laboratory: Pace Analytical Services - Indianapolis
Associated Lab Samples: 50302629004, 50302629005, 50302629008, 50302629009, 50302629010, 50302629011, 50302629012

METHOD BLANK: 3007515 Matrix: Water
Associated Lab Samples: 50302629004, 50302629005, 50302629008, 50302629009, 50302629010, 50302629011, 50302629012

Parameter	Units	Blank Result	Reporting Limit	Analyzed	Qualifiers
Total Organic Carbon	mg/L	ND	1.0	11/27/21 20:52	

LABORATORY CONTROL SAMPLE: 3007516

Parameter	Units	Spike Conc.	LCS Result	LCS % Rec	% Rec Limits	Qualifiers
Total Organic Carbon	mg/L	10	9.6	96	90-110	

MATRIX SPIKE & MATRIX SPIKE DUPLICATE: 3007517 3007518

Parameter	Units	50302629005 Result	MS Spike Conc.	MSD Spike Conc.	MS Result	MSD Result	MS % Rec	MSD % Rec	% Rec Limits	RPD	Max RPD	Qual
Total Organic Carbon	mg/L	ND	10	10	10.5	10.2	99	96	80-120	3	20	

MATRIX SPIKE & MATRIX SPIKE DUPLICATE: 3007519 3007520

Parameter	Units	50302637005 Result	MS Spike Conc.	MSD Spike Conc.	MS Result	MSD Result	MS % Rec	MSD % Rec	% Rec Limits	RPD	Max RPD	Qual
Total Organic Carbon	mg/L	ND	10	10	10.6	10.5	96	95	80-120	1	20	

Results presented on this page are in the units indicated by the "Units" column except where an alternate unit is presented to the right of the result.

REPORT OF LABORATORY ANALYSIS

This report shall not be reproduced, except in full,
without the written consent of Pace Analytical Services, LLC.

Pace Analytical Services, LLC
7726 Moller Road
Indianapolis, IN 46268
(317)228-3100

QUALITY CONTROL DATA

Project: Eagle Valley P1R2
Pace Project No.: 50302629

QC Batch: 652604 | Analysis Method: SM 5310C
QC Batch Method: SM 5310C | Analysis Description: 5310C Dissolved Organic Carbon
Laboratory: Pace Analytical Services - Indianapolis
Associated Lab Samples: 50302629004, 50302629005, 50302629008, 50302629009, 50302629010, 50302629011

METHOD BLANK: 3007560 Matrix: Water
Associated Lab Samples: 50302629004, 50302629005, 50302629008, 50302629009, 50302629010, 50302629011

Parameter	Units	Blank Result	Reporting Limit	Analyzed	Qualifiers
Dissolved Organic Carbon	mg/L	ND	1.0	11/28/21 20:24	

LABORATORY CONTROL SAMPLE: 3007561

Parameter	Units	Spike Conc.	LCS Result	LCS % Rec	% Rec Limits	Qualifiers
Dissolved Organic Carbon	mg/L	10	10.3	103	90-110	

MATRIX SPIKE & MATRIX SPIKE DUPLICATE: 3007562 3007563

Parameter	Units	50302629005 Result	MS Spike Conc.	MSD Spike Conc.	MS Result	MSD Result	MS % Rec	MSD % Rec	% Rec Limits	RPD	Max RPD	Qual
Dissolved Organic Carbon	mg/L	ND	10	10	11.1	11.1	104	104	80-120	0	20	

MATRIX SPIKE & MATRIX SPIKE DUPLICATE: 3007564 3007565

Parameter	Units	50302637005 Result	MS Spike Conc.	MSD Spike Conc.	MS Result	MSD Result	MS % Rec	MSD % Rec	% Rec Limits	RPD	Max RPD	Qual
Dissolved Organic Carbon	mg/L	ND	10	10	11.8	11.6	109	107	80-120	2	20	

Results presented on this page are in the units indicated by the "Units" column except where an alternate unit is presented to the right of the result.

REPORT OF LABORATORY ANALYSIS

This report shall not be reproduced, except in full,
without the written consent of Pace Analytical Services, LLC.

Pace Analytical Services, LLC
7726 Moller Road
Indianapolis, IN 46268
(317)228-3100

ANALYTICAL RESULTS - RADIOCHEMISTRY

Project: Eagle Valley P1R2
Pace Project No.: 50302629

Sample: MW-17S **Lab ID: 50302629004** Collected: 11/10/21 10:33 Received: 11/11/21 14:00 Matrix: Water
PWS: Site ID: Sample Type:

Parameters	Method	Act ± Unc (MDC) Carr Trac	Units	Analyzed	CAS No.	Qual
	Pace Analytical Services - Greensburg					
Radium-226	EPA 903.1	**0.474 ± 0.638 (1.07) C:NA T:91%**	pCi/L	12/23/21 13:01	13982-63-3	
	Pace Analytical Services - Greensburg					
Radium-228	EPA 904.0	**0.270 ± 0.389 (0.836) C:65% T:94%**	pCi/L	12/29/21 14:55	15262-20-1	
	Pace Analytical Services - Greensburg					
Total Radium	Total Radium Calculation	**0.744 ± 1.03 (1.91)**	pCi/L	01/04/22 13:13	7440-14-4	

REPORT OF LABORATORY ANALYSIS

This report shall not be reproduced, except in full,
without the written consent of Pace Analytical Services, LLC.

Pace Analytical Services, LLC
7726 Moller Road
Indianapolis, IN 46268
(317)228-3100

ANALYTICAL RESULTS - RADIOCHEMISTRY

Project: Eagle Valley P1R2
Pace Project No.: 50302629

Sample: MW-17I **Lab ID: 50302629005** Collected: 11/10/21 11:37 Received: 11/11/21 14:00 Matrix: Water
PWS: Site ID: Sample Type:

Parameters	Method	Act ± Unc (MDC) Carr Trac	Units	Analyzed	CAS No.	Qual
	Pace Analytical Services - Greensburg					
Radium-226	EPA 903.1	**0.219 ± 0.372 (0.657) C:NA T:94%**	pCi/L	12/23/21 13:01	13982-63-3	
	Pace Analytical Services - Greensburg					
Radium-228	EPA 904.0	**0.576 ± 0.491 (0.986) C:66% T:86%**	pCi/L	12/29/21 14:55	15262-20-1	
	Pace Analytical Services - Greensburg					
Total Radium	Total Radium Calculation	**0.795 ± 0.863 (1.64)**	pCi/L	01/04/22 13:13	7440-14-4	

This report shall not be reproduced, except in full,
without the written consent of Pace Analytical Services, LLC.

Pace Analytical Services, LLC
7726 Moller Road
Indianapolis, IN 46268
(317)228-3100

ANALYTICAL RESULTS - RADIOCHEMISTRY

Project: Eagle Valley P1R2
Pace Project No.: 50302629

Sample: MW-17I MS **Lab ID: 50302629006** Collected: 11/10/21 11:37 Received: 11/11/21 14:00 Matrix: Water
PWS: Site ID: Sample Type:

Parameters	Method	Act ± Unc (MDC) Carr Trac	Units	Analyzed	CAS No.	Qual
	Pace Analytical Services - Greensburg					
Radium-226	EPA 903.1	**114.22 %REC ± NA (NA) C:NA T:NA%**	pCi/L	12/23/21 13:01	13982-63-3	
	Pace Analytical Services - Greensburg					
Radium-228	EPA 904.0	**126.41 %REC ± NA (NA) C:NA T:NA**	pCi/L	12/29/21 14:55	15262-20-1	

REPORT OF LABORATORY ANALYSIS

This report shall not be reproduced, except in full,
without the written consent of Pace Analytical Services, LLC.

Pace Analytical Services, LLC
7726 Moller Road
Indianapolis, IN 46268
(317)228-3100

ANALYTICAL RESULTS - RADIOCHEMISTRY

Project: Eagle Valley P1R2
Pace Project No.: 50302629

Sample: MW-17I MSD **Lab ID: 50302629007** Collected: 11/10/21 11:37 Received: 11/11/21 14:00 Matrix: Water
PWS: Site ID: Sample Type:

Parameters	Method	Act ± Unc (MDC) Carr Trac	Units	Analyzed	CAS No.	Qual
	Pace Analytical Services - Greensburg					
Radium-226	EPA 903.1	**93.18 %REC 20.28 RPD ± NA (NA) C:NA T:NA%**	pCi/L	12/23/21 13:01	13982-63-3	
	Pace Analytical Services - Greensburg					
Radium-228	EPA 904.0	**120.38 %REC 4.89 RPD ± NA (NA) C:NA T:NA**	pCi/L	12/29/21 14:55	15262-20-1	

REPORT OF LABORATORY ANALYSIS

This report shall not be reproduced, except in full,
without the written consent of Pace Analytical Services, LLC.

Pace Analytical Services, LLC
7726 Moller Road
Indianapolis, IN 46268
(317)228-3100

ANALYTICAL RESULTS - RADIOCHEMISTRY

Project: Eagle Valley P1R2
Pace Project No.: 50302629

Sample: MW-17D **Lab ID: 50302629008** Collected: 11/10/21 12:47 Received: 11/11/21 14:00 Matrix: Water
PWS: Site ID: Sample Type:

Parameters	Method	Act ± Unc (MDC) Carr Trac	Units	Analyzed	CAS No.	Qual
	Pace Analytical Services - Greensburg					
Radium-226	EPA 903.1	**0.433 ± 0.714 (1.03) C:NA T:61%**	pCi/L	12/23/21 13:16	13982-63-3	
	Pace Analytical Services - Greensburg					
Radium-228	EPA 904.0	**0.551 ± 0.500 (1.01) C:56% T:89%**	pCi/L	12/29/21 14:55	15262-20-1	
	Pace Analytical Services - Greensburg					
Total Radium	Total Radium Calculation	**0.984 ± 1.21 (2.04)**	pCi/L	01/04/22 13:13	7440-14-4	

This report shall not be reproduced, except in full,
without the written consent of Pace Analytical Services, LLC.

Pace Analytical Services, LLC
7726 Moller Road
Indianapolis, IN 46268
(317)228-3100

ANALYTICAL RESULTS - RADIOCHEMISTRY

Project: Eagle Valley P1R2
Pace Project No.: 50302629

Sample: MW-19S **Lab ID: 50302629009** Collected: 11/10/21 14:20 Received: 11/11/21 14:00 Matrix: Water
PWS: Site ID: Sample Type:

Parameters	Method	Act ± Unc (MDC) Carr Trac	Units	Analyzed	CAS No.	Qual
	Pace Analytical Services - Greensburg					
Radium-226	EPA 903.1	**-0.270 ± 0.496 (1.13) C:NA T:92%**	pCi/L	12/23/21 13:16	13982-63-3	
	Pace Analytical Services - Greensburg					
Radium-228	EPA 904.0	**1.44 ± 0.638 (1.04) C:57% T:87%**	pCi/L	12/29/21 14:55	15262-20-1	
	Pace Analytical Services - Greensburg					
Total Radium	Total Radium Calculation	**1.44 ± 1.13 (2.17)**	pCi/L	01/04/22 13:13	7440-14-4	

REPORT OF LABORATORY ANALYSIS

This report shall not be reproduced, except in full,
without the written consent of Pace Analytical Services, LLC.

Pace Analytical Services, LLC
7726 Moller Road
Indianapolis, IN 46268
(317)228-3100

ANALYTICAL RESULTS - RADIOCHEMISTRY

Project: Eagle Valley P1R2
Pace Project No.: 50302629

Sample: MW-19I **Lab ID: 50302629010** Collected: 11/10/21 14:50 Received: 11/11/21 14:00 Matrix: Water
PWS: Site ID: Sample Type:

Parameters	Method	Act ± Unc (MDC) Carr Trac	Units	Analyzed	CAS No.	Qual
	Pace Analytical Services - Greensburg					
Radium-226	EPA 903.1	**-0.215 ± 0.506 (1.13) C:NA T:92%**	pCi/L	12/23/21 13:16	13982-63-3	
	Pace Analytical Services - Greensburg					
Radium-228	EPA 904.0	**0.948 ± 0.533 (0.968) C:61% T:92%**	pCi/L	12/29/21 14:55	15262-20-1	
	Pace Analytical Services - Greensburg					
Total Radium	Total Radium Calculation	**0.948 ± 1.04 (2.10)**	pCi/L	01/04/22 13:13	7440-14-4	

REPORT OF LABORATORY ANALYSIS

This report shall not be reproduced, except in full,
without the written consent of Pace Analytical Services, LLC.

Pace Analytical Services, LLC
7726 Moller Road
Indianapolis, IN 46268
(317)228-3100

ANALYTICAL RESULTS - RADIOCHEMISTRY

Project: Eagle Valley P1R2
Pace Project No.: 50302629

Sample: MW-19D **Lab ID: 50302629011** Collected: 11/10/21 15:55 Received: 11/11/21 14:00 Matrix: Water
PWS: Site ID: Sample Type:

Parameters	Method	Act ± Unc (MDC) Carr Trac	Units	Analyzed	CAS No.	Qual
	Pace Analytical Services - Greensburg					
Radium-226	EPA 903.1	**0.465 ± 0.538 (0.873) C:NA T:96%**	pCi/L	12/23/21 13:16	13982-63-3	
	Pace Analytical Services - Greensburg					
Radium-228	EPA 904.0	**1.28 ± 0.565 (0.926) C:60% T:95%**	pCi/L	12/29/21 14:56	15262-20-1	
	Pace Analytical Services - Greensburg					
Total Radium	Total Radium Calculation	**1.75 ± 1.10 (1.80)**	pCi/L	01/04/22 13:13	7440-14-4	

REPORT OF LABORATORY ANALYSIS

This report shall not be reproduced, except in full,
without the written consent of Pace Analytical Services, LLC.

Pace Analytical Services, LLC
7726 Moller Road
Indianapolis, IN 46268
(317)228-3100

ANALYTICAL RESULTS - RADIOCHEMISTRY

Project: Eagle Valley P1R2
Pace Project No.: 50302629

Sample: FIELD BLANK 2 **Lab ID: 50302629012** Collected: 11/10/21 15:05 Received: 11/11/21 14:00 Matrix: Water
PWS: Site ID: Sample Type:

Parameters	Method	Act ± Unc (MDC) Carr Trac	Units	Analyzed	CAS No.	Qual
	Pace Analytical Services - Greensburg					
Radium-226	EPA 903.1	**0.0626 ± 0.286 (0.582) C:NA T:95%**	pCi/L	12/23/21 13:16	13982-63-3	
	Pace Analytical Services - Greensburg					
Radium-228	EPA 904.0	**0.115 ± 0.357 (0.808) C:63% T:91%**	pCi/L	12/29/21 14:56	15262-20-1	
	Pace Analytical Services - Greensburg					
Total Radium	Total Radium Calculation	**0.178 ± 0.643 (1.39)**	pCi/L	01/04/22 13:13	7440-14-4	

This report shall not be reproduced, except in full,
without the written consent of Pace Analytical Services, LLC.

Pace Analytical Services, LLC
7726 Moller Road
Indianapolis, IN 46268
(317)228-3100

QUALITY CONTROL - RADIOCHEMISTRY

Project: Eagle Valley P1R2
Pace Project No.: 50302629

QC Batch: 475875
QC Batch Method: EPA 903.1
Analysis Method: EPA 903.1
Analysis Description: 903.1 Radium-226
Laboratory: Pace Analytical Services - Greensburg
Associated Lab Samples: 50302629004, 50302629005, 50302629006, 50302629007, 50302629008, 50302629009, 50302629010, 50302629011, 50302629012

METHOD BLANK: 2298553 Matrix: Water
Associated Lab Samples: 50302629004, 50302629005, 50302629006, 50302629007, 50302629008, 50302629009, 50302629010, 50302629011, 50302629012

Parameter	Act ± Unc (MDC) Carr Trac	Units	Analyzed	Qualifiers
Radium-226	0.000 ± 0.215 (0.437) C:NA T:98%	pCi/L	12/23/21 13:01	

Results presented on this page are in the units indicated by the "Units" column except where an alternate unit is presented to the right of the result.

REPORT OF LABORATORY ANALYSIS

This report shall not be reproduced, except in full,
without the written consent of Pace Analytical Services, LLC.

Pace Analytical Services, LLC
7726 Moller Road
Indianapolis, IN 46268
(317)228-3100

QUALITY CONTROL - RADIOCHEMISTRY

Project: Eagle Valley P1R2
Pace Project No.: 50302629

QC Batch: 475876
QC Batch Method: EPA 904.0
Analysis Method: EPA 904.0
Analysis Description: 904.0 Radium 228
Laboratory: Pace Analytical Services - Greensburg
Associated Lab Samples: 50302629004, 50302629005, 50302629006, 50302629007, 50302629008, 50302629009, 50302629010, 50302629011, 50302629012

METHOD BLANK: 2298554 Matrix: Water
Associated Lab Samples: 50302629004, 50302629005, 50302629006, 50302629007, 50302629008, 50302629009, 50302629010, 50302629011, 50302629012

Parameter	Act ± Unc (MDC) Carr Trac	Units	Analyzed	Qualifiers
Radium-228	0.793 ± 0.412 (0.706) C:77% T:86%	pCi/L	12/29/21 14:56	

Results presented on this page are in the units indicated by the "Units" column except where an alternate unit is presented to the right of the result.

REPORT OF LABORATORY ANALYSIS

This report shall not be reproduced, except in full,
without the written consent of Pace Analytical Services, LLC.

Pace Analytical Services, LLC
7726 Moller Road
Indianapolis, IN 46268
(317)228-3100

QUALIFIERS

Project: Eagle Valley P1R2
Pace Project No.: 50302629

DEFINITIONS

DF - Dilution Factor, if reported, represents the factor applied to the reported data due to dilution of the sample aliquot.

ND - Not Detected at or above adjusted reporting limit.

TNTC - Too Numerous To Count

J - Estimated concentration above the adjusted method detection limit and below the adjusted reporting limit.

MDL - Adjusted Method Detection Limit.

PQL - Practical Quantitation Limit.

RL - Reporting Limit - The lowest concentration value that meets project requirements for quantitative data with known precision and bias for a specific analyte in a specific matrix.

S - Surrogate

1,2-Diphenylhydrazine decomposes to and cannot be separated from Azobenzene using Method 8270. The result for each analyte is a combined concentration.

Consistent with EPA guidelines, unrounded data are displayed and have been used to calculate % recovery and RPD values.

LCS(D) - Laboratory Control Sample (Duplicate)

MS(D) - Matrix Spike (Duplicate)

DUP - Sample Duplicate

RPD - Relative Percent Difference

NC - Not Calculable.

SG - Silica Gel - Clean-Up

U - Indicates the compound was analyzed for, but not detected.

N-Nitrosodiphenylamine decomposes and cannot be separated from Diphenylamine using Method 8270. The result reported for each analyte is a combined concentration.

Reported results are not rounded until the final step prior to reporting. Therefore, calculated parameters that are typically reported as "Total" may vary slightly from the sum of the reported component parameters.

Act - Activity

Unc - Uncertainty: SDWA = 1.96 sigma count uncertainty, all other matrices = Expanded Uncertainty (95% confidence interval). Gamma Spec = Expanded Uncertainty (95.4% Confidence Interval)

(MDC) - Minimum Detectable Concentration

Trac - Tracer Recovery (%)

Carr - Carrier Recovery (%)

Pace Analytical is TNI accredited. Contact your Pace PM for the current list of accredited analytes.

TNI - The NELAC Institute.

ANALYTE QUALIFIERS

H3	Sample was received or analysis requested beyond the recognized method holding time.
M0	Matrix spike recovery and/or matrix spike duplicate recovery was outside laboratory control limits.
M3	Matrix spike recovery was outside laboratory control limits due to matrix interferences.
N2	The lab does not hold NELAC/TNI accreditation for this parameter but other accreditations/certifications may apply. A complete list of accreditations/certifications is available upon request.
P6	Matrix spike recovery was outside laboratory control limits due to a parent sample concentration notably higher than the spike level.
P8	Analyte was detected in the method blank. All associated samples had concentrations of at least ten times greater than the blank or were below the reporting limit.
PL	The minimum mass of dried residue of 2.5 mg could not be obtained using the routine sample volume of 100 mL.

This report shall not be reproduced, except in full,
without the written consent of Pace Analytical Services, LLC.

Pace Analytical Services, LLC
7726 Moller Road
Indianapolis, IN 46268
(317)228-3100

QUALITY CONTROL DATA CROSS REFERENCE TABLE

Project: Eagle Valley P1R2
Pace Project No.: 50302629

Lab ID	Sample ID	QC Batch Method	QC Batch	Analytical Method	Analytical Batch
50302629004	MW-17S	EPA 9056	650221		
50302629005	MW-17I	EPA 9056	650221		
50302629008	MW-17D	EPA 9056	650221		
50302629009	MW-19S	EPA 9056	650221		
50302629010	MW-19I	EPA 9056	650221		
50302629011	MW-19D	EPA 9056	650221		
50302629012	FIELD BLANK 2	EPA 9056	650221		
50302629004	MW-17S	EPA 3010	650866	EPA 6010	651850
50302629005	MW-17I	EPA 3010	650866	EPA 6010	651850
50302629008	MW-17D	EPA 3010	650866	EPA 6010	651850
50302629009	MW-19S	EPA 3010	650866	EPA 6010	651850
50302629010	MW-19I	EPA 3010	650866	EPA 6010	651850
50302629011	MW-19D	EPA 3010	650866	EPA 6010	651850
50302629012	FIELD BLANK 2	EPA 3010	650866	EPA 6010	651850
50302629004	MW-17S	EPA 3010	651286	EPA 6010	652081
50302629005	MW-17I	EPA 3010	651286	EPA 6010	652081
50302629008	MW-17D	EPA 3010	651286	EPA 6010	652081
50302629009	MW-19S	EPA 3010	651286	EPA 6010	652081
50302629010	MW-19I	EPA 3010	651286	EPA 6010	652081
50302629011	MW-19D	EPA 3010	651286	EPA 6010	652081
50302629004	MW-17S	EPA 200.2	650222	EPA 6020	650396
50302629005	MW-17I	EPA 200.2	650222	EPA 6020	650396
50302629008	MW-17D	EPA 200.2	650222	EPA 6020	650396
50302629009	MW-19S	EPA 200.2	650222	EPA 6020	650396
50302629010	MW-19I	EPA 200.2	650222	EPA 6020	650396
50302629011	MW-19D	EPA 200.2	650222	EPA 6020	650396
50302629012	FIELD BLANK 2	EPA 200.2	650222	EPA 6020	650396
50302629004	MW-17S	EPA 903.1	475875		
50302629005	MW-17I	EPA 903.1	475875		
50302629006	MW-17I MS	EPA 903.1	475875		
50302629007	MW-17I MSD	EPA 903.1	475875		
50302629008	MW-17D	EPA 903.1	475875		
50302629009	MW-19S	EPA 903.1	475875		
50302629010	MW-19I	EPA 903.1	475875		
50302629011	MW-19D	EPA 903.1	475875		
50302629012	FIELD BLANK 2	EPA 903.1	475875		
50302629004	MW-17S	EPA 904.0	475876		
50302629005	MW-17I	EPA 904.0	475876		
50302629006	MW-17I MS	EPA 904.0	475876		
50302629007	MW-17I MSD	EPA 904.0	475876		
50302629008	MW-17D	EPA 904.0	475876		
50302629009	MW-19S	EPA 904.0	475876		
50302629010	MW-19I	EPA 904.0	475876		
50302629011	MW-19D	EPA 904.0	475876		
50302629012	FIELD BLANK 2	EPA 904.0	475876		
50302629004	MW-17S	Total Radium Calculation	478233		

This report shall not be reproduced, except in full,
without the written consent of Pace Analytical Services, LLC.

Pace Analytical Services, LLC
7726 Moller Road
Indianapolis, IN 46268
(317)228-3100

QUALITY CONTROL DATA CROSS REFERENCE TABLE

Project: Eagle Valley P1R2
Pace Project No.: 50302629

Lab ID	Sample ID	QC Batch Method	QC Batch	Analytical Method	Analytical Batch
50302629005	**MW-17I**	Total Radium Calculation	478233		
50302629008	**MW-17D**	Total Radium Calculation	478233		
50302629009	**MW-19S**	Total Radium Calculation	478233		
50302629010	**MW-19I**	Total Radium Calculation	478233		
50302629011	**MW-19D**	Total Radium Calculation	478233		
50302629012	**FIELD BLANK 2**	Total Radium Calculation	478233		
50302629004	**MW-17S**	SM 2320B	651007		
50302629005	**MW-17I**	SM 2320B	651007		
50302629008	**MW-17D**	SM 2320B	651007		
50302629009	**MW-19S**	SM 2320B	651007		
50302629010	**MW-19I**	SM 2320B	651007		
50302629011	**MW-19D**	SM 2320B	651007		
50302629012	**FIELD BLANK 2**	SM 2320B	651007		
50302629004	**MW-17S**	SM 2540C	650316		
50302629005	**MW-17I**	SM 2540C	650316		
50302629008	**MW-17D**	SM 2540C	650316		
50302629009	**MW-19S**	SM 2540C	650316		
50302629010	**MW-19I**	SM 2540C	650316		
50302629011	**MW-19D**	SM 2540C	650316		
50302629012	**FIELD BLANK 2**	SM 2540C	650316		
50302629004	**MW-17S**	SM 4500-H+B	651203		
50302629005	**MW-17I**	SM 4500-H+B	650491		
50302629008	**MW-17D**	SM 4500-H+B	651203		
50302629009	**MW-19S**	SM 4500-H+B	651203		
50302629010	**MW-19I**	SM 4500-H+B	651203		
50302629011	**MW-19D**	SM 4500-H+B	651203		
50302629012	**FIELD BLANK 2**	SM 4500-H+B	651203		
50302629004	**MW-17S**	SM 4500-S2-D	650888		
50302629005	**MW-17I**	SM 4500-S2-D	650888		
50302629008	**MW-17D**	SM 4500-S2-D	650888		
50302629009	**MW-19S**	SM 4500-S2-D	650888		
50302629010	**MW-19I**	SM 4500-S2-D	650888		
50302629011	**MW-19D**	SM 4500-S2-D	650888		
50302629012	**FIELD BLANK 2**	SM 4500-S2-D	650888		
50302629004	**MW-17S**	HACH 8146	650432		
50302629005	**MW-17I**	HACH 8146	650432		
50302629008	**MW-17D**	HACH 8146	650432		
50302629009	**MW-19S**	HACH 8146	650432		
50302629010	**MW-19I**	HACH 8146	650432		
50302629011	**MW-19D**	HACH 8146	650432		
50302629004	**MW-17S**	EPA 353.2	649952		
50302629005	**MW-17I**	EPA 353.2	649952		
50302629008	**MW-17D**	EPA 353.2	649952		
50302629009	**MW-19S**	EPA 353.2	649952		
50302629010	**MW-19I**	EPA 353.2	649952		

This report shall not be reproduced, except in full,
without the written consent of Pace Analytical Services, LLC.

Pace Analytical Services, LLC
7726 Moller Road
Indianapolis, IN 46268
(317)228-3100

QUALITY CONTROL DATA CROSS REFERENCE TABLE

Project: Eagle Valley P1R2
Pace Project No.: 50302629

Lab ID	Sample ID	QC Batch Method	QC Batch	Analytical Method	Analytical Batch
50302629011	**MW-19D**	EPA 353.2	649952		
50302629012	**FIELD BLANK 2**	EPA 353.2	649952		
50302629004	**MW-17S**	EPA 365.1	651600	EPA 365.1	652586
50302629005	**MW-17I**	EPA 365.1	651600	EPA 365.1	652586
50302629008	**MW-17D**	EPA 365.1	651600	EPA 365.1	652586
50302629009	**MW-19S**	EPA 365.1	651600	EPA 365.1	652586
50302629010	**MW-19I**	EPA 365.1	651600	EPA 365.1	652586
50302629011	**MW-19D**	EPA 365.1	651600	EPA 365.1	652586
50302629012	**FIELD BLANK 2**	EPA 365.1	651600	EPA 365.1	652586
50302629004	**MW-17S**	SM 5310C	652580		
50302629005	**MW-17I**	SM 5310C	652580		
50302629008	**MW-17D**	SM 5310C	652580		
50302629009	**MW-19S**	SM 5310C	652580		
50302629010	**MW-19I**	SM 5310C	652580		
50302629011	**MW-19D**	SM 5310C	652580		
50302629012	**FIELD BLANK 2**	SM 5310C	652580		
50302629004	**MW-17S**	SM 5310C	652604		
50302629005	**MW-17I**	SM 5310C	652604		
50302629008	**MW-17D**	SM 5310C	652604		
50302629009	**MW-19S**	SM 5310C	652604		
50302629010	**MW-19I**	SM 5310C	652604		
50302629011	**MW-19D**	SM 5310C	652604		

This report shall not be reproduced, except in full,
without the written consent of Pace Analytical Services, LLC.

Pace Analytical
WWW.PACELABS.COM

WO# : 50302629

50302629

CHAIN-OF-CUSTODY /

The Chain-of-Custody is a LEGAL D

Section A Required Client Information:		Section B Required Project Information:		Section C Invoice Information:	
Company:	ATC Group Services	Report To:	Mark Breting	Attention:	
Address:	7988 Centerpoint Drive	Copy To:		Company Name:	
Indianapolis, IN 46256				Address:	
Email:	mark.breting@atcassociates.com	Purchase Order #:		Pace Quote:	
Phone:	NONE Fax:	Project Name:	Eagle Valley Profile 1 Report 2	Pace Project Manager:	hayden.putt@pacelabs.com
Requested Due Date:		Project #:		Pace Profile #:	6246 Line 29

Regulatory Agency	
State / Location	IN

MATRIX CODE: Drinking Water DW; Water WT; Waste Water WW; Product P; Soil/Solid SL; Oil OL; Wipe WP; Air AR; Other OT; Tissue TS

ITEM #	SAMPLE ID (One Character per box. (A-Z, 0-9 / , -) Sample Ids must be unique)	MATRIX CODE (see valid codes to left)	SAMPLE TYPE (G=GRAB C=COMP)	COLLECTED START DATE	COLLECTED START TIME	COLLECTED END DATE	COLLECTED END TIME	SAMPLE TEMP AT COLLECTION	# OF CONTAINERS	Preservatives: Unpreserved	H2SO4	HNO3	HCl	NaOH + ZnAcetate	Na2S2O3	Methanol	Other	Analyses Test Y/N	TDS/ NO3,NO2-Wet	(Cl, F, SO4) IC	Metals, Total*	Metals Diss. Field Filtered**	Rad-228	Rad-226	Alkalinity, Ferrous Iron, pH	TOC by 5310C	DOC by 5310C	Sulfide	Phosphate		Residual Chlorine (Y/N)	
	Requested Analysis Filtered (Y/N)																		Y								Y					
1	MW-14S	WT				11.11.21	955		11	3	3	4		1					X	X	X	X	X	X	X	X	X	X	X			001
2	MW-14I	WT				11.11.21	1038		11	3	3	4		1					X	X	X	X	X	X	X	X	X	X	X			002
3	MW-14D	WT				11.11.21	1146		11	3	3	4		1					X	X	X	X	X	X	X	X	X	X	X			003
4	MW-15S	WT							11	3	3	4		1					X	X	X	X	X	X	X	X	X	X	X			
5	MW-15I	WT							11	3	3	4		1					X	X	X	X	X	X	X	X	X	X	X			
6	MW-15D	WT							11	3	3	4		1					X	X	X	X	X	X	X	X	X	X	X			
7	MW-16S	WT							11	3	3	4		1					X	X	X	X	X	X	X	X	X	X	X			
8	MW-16I	WT							11	3	3	4		1					X	X	X	X	X	X	X	X	X	X	X			
9	MW-16D	WT							11	3	3	4		1					X	X	X	X	X	X	X	X	X	X	X			
10	MW-17S	WT				11.10.21	1033		11	3	3	4		1					X	X	X	X	X	X	X	X	X	X	X			004
11	MW-17I	WT				11.10.21	1137		11	3	3	4		1					X	X	X	X	X	X	X	X	X	X	X			005/006/a
12	MW-17D	WT				11.10.21	1247		11	3	3	4		1					X	X	X	X	X	X	X	X	X	X	X			008

ADDITIONAL COMMENTS	RELINQUISHED BY / AFFILIATION	DATE	TIME	ACCEPTED BY / AFFILIATION	DATE	TIME	SAMPLE CONDITIONS			
* Metals: 6010 (Al, Ba, B, Fe, Mn, Mo, Ca, Mg, Na, K, Li, SiO2)	JHall / ATC	11.11.21	1460	Bailey	11/11/21	1400		Y	N	Y
6020 (Co, As, Se, Sb)							SCR SCR			
** Dissolved FF 6010 (Mo, Mn)										
Alkalinity = (Total , Bicarb & Carb)										

SAMPLER NAME AND SIGNATURE			
PRINT Name of SAMPLER:	Jay Hall		
SIGNATURE of SAMPLER:	JHall	DATE Signed:	11.11.21

TEMP in C	Received on Ice (Y/N)	Custody Sealed Cooler (Y/N)	Samples Intact (Y/N)

Pace Analytical
WWW.PACELABS.COM

CHAIN-OF-CUSTODY / Analytical Request Document

The Chain-of-Custody is a LEGAL DOCUMENT. All relevant fields must be completed accurately.

Section A Required Client Information:		Section B Required Project Information:		Section C Invoice Information:	
Company:	ATC Group Services	Report To:	Mark Breting	Attention:	
Address:	7988 Centerpoint Drive	Copy To:		Company Name:	
Indianapolis, IN 46256				Address:	
Email:	mark.breting@atcassociates.com	Purchase Order #:		Pace Quote:	
Phone: NONE	Fax:	Project Name:	Eagle Valley Profile 1 Report 2	Pace Project Manager:	hayden.putt@pacelabs.com
Requested Due Date:		Project #:		Pace Profile #:	6246 Line 29

Regulatory Agency	
State / Location	IN

ITEM #	SAMPLE ID (One Character per box. (A-Z, 0-9 / , -) Sample Ids must be unique)	MATRIX CODE (see valid codes to left)	SAMPLE TYPE (G=GRAB C=COMP)	COLLECTED START DATE	COLLECTED START TIME	COLLECTED END DATE	COLLECTED END TIME	SAMPLE TEMP AT COLLECTION	# OF CONTAINERS	Preservatives: Unpreserved	H2SO4	HNO3	HCl	NaOH + ZnAcetate	Na2S2O3	Methanol	Other	Analyses Test Y/N	TDS/ NO3,NO2-Wet	(Cl, F, SO4) IC	Metals, Total*	Metals Diss. Field Filtered**	Rad-228	Rad-226	Alkalinity, Ferrous Iron, pH	TOC by 5310C	DOC by 5310C	Sulfide	Phosphate		Residual Chlorine (Y/N)	
	MATRIX: Drinking Water DW, Water WT, Waste Water WW, Product P, Soil/Solid SL, Oil OL, Wipe WP, Air AR, Other OT, Tissue TS																	Y				Y									
13	MW-18S	WT							11	3	3	4		1					X	X	X	X	X	X	X	X	X	X			
14	MW-18I	WT							11	3	3	4		1					X	X	X	X	X	X	X	X	X	X			
15	MW-18D	WT							11	3	3	4		1					X	X	X	X	X	X	X	X	X	X			
16	MW-19S	WT				11.10.21	1420		11	3	3	4		1					X	X	X	X	X	X	X	X	X	X			009
17	MW-19I	WT				11.10.21	1450		11	3	3	4		1					X	X	X	X	X	X	X	X	X	X			010
18	MW-19D	WT				11.10.21	1555		11	3	3	4		1					X	X	X	X	X	X	X	X	X	X			011
19	DUP 2	WT							11	3	3	4		1					X	X	X	X	X	X	X	X	X	X			
20	FIELD BLANK 2	WT				11.10.21	1505		9	2	2	4		1					X	X	X	X	X	X	X	X	X	X			012
21	MS 2 17I	WT				11.10.21	1137		11	3	3	4		1					X	X	X	X	X	X	X	X	X	X			(006)
22	MSD 2 17I	WT				11.10.21	1137		11	3	3	4		1					X	X	X	X	X	X	X	X	X	X			(007)
23																															
24																															

ADDITIONAL COMMENTS	RELINQUISHED BY / AFFILIATION	DATE	TIME	ACCEPTED BY / AFFILIATION	DATE	TIME	SAMPLE CONDITIONS
* Metals: 6010 (Al, Ba, B, Fe, Mn, Mo, Ca, Mg, Na, K, Li, SiO2)	Jon Hill / ATC	11.11.21	1400	Bailey Ø	11/11/21	1400	see page 1
6020 (Co, As, Se, Sb)							
** Dissolved FF 6010 (Mo, Mn)							
Alkalinity = (Total , Bicarb & Carb)							

SAMPLER NAME AND SIGNATURE					
PRINT Name of SAMPLER:	Jon Hill		TEMP in C	Received on Ice (Y/N)	Custody Sealed Cooler (Y/N)	Samples Intact (Y/N)
SIGNATURE of SAMPLER:		DATE Signed: 11.11.21				

Pace Analytical®

SAMPLE CONDITION UPON RECEIPT FORM

Date/Time and Initials of person examining contents: BC 1444 11/11/21

1. **Courier:** ☐ FED EX ☐ UPS ☒ CLIENT ☐ PACE ☐ USPS ☐ OTHER _____

2. **Custody Seal on Cooler/Box Present:** ☐ Yes ☒ No

(If yes)Seals Intact: ☐ Yes ☐ No **(leave blank if no seals were present)**

3. **Thermometer:** 1 2 3 4 5 6 (A) B C D E F

4. **Cooler Temperature:** (1) 3.5/3.5 (2) 2.4/2.4 (3) 2.1/2.1 (4) 1.3/1.3

Temp should be above freezing to 6°C **(Initial/Corrected)**

5. **Packing Material:** ☐ Bubble Wrap ☒ Bubble Bags ☐ None ☐ Other _____

6. **Ice Type:** ☒ Wet ☐ Blue ☐ None

7. **If temp. is over 6°C or under 0°C, was the PM notified?:** ☐ Yes ☐ No

All discrepancies will be written out in the comments section below.

	Yes	No		Yes	No	N/A
USDA Regulated Soils? (HI, ID, NY, WA, OR,CA, NM, TX, OK, AR, LA, TN, AL, MS, NC, SC, GA, FL, or Puerto Rico)		✓	All containers needing acid/base pres. Have been CHECKED?: **exceptions: VOA, coliform, LLHg, O&G, and any container with a septum cap or preserved with HCl.** **Circle:** ~~HNO3 (<2)~~ ~~H2SO4 (<2)~~ NaOH (>10) ~~NaOH/ZnAc (>9)~~ Any non-conformance to pH recommendations will be noted on the container count form	✓		
Short Hold Time Analysis (48 hours or less)? **Analysis:** NO2, NO3	✓					
Time 5035A TC placed in Freezer or Short Holds To Lab	Time: 1504			Present	Absent	N/A
			Residual Chlorine Check (SVOC 625 Pest/PCB 608)			✓
Rush TAT Requested (4 days or less):		✓	Residual Chlorine Check (Total/Amenable/Free Cyanide)			✓
Custody Signatures Present?	✓		Headspace Wisconsin Sulfide?			✓
Containers Intact?:	✓		Headspace in VOA Vials (>6mm): See Containter Count form for details	Present	Absent	No VOA Vials Sent ✓
Sample Label (IDs/Dates/Times) Match COC?: Except TCs, which only require sample ID	✓		Trip Blank Present?		✓	
Extra labels on Terracore Vials? (soils only)		✓	Trip Blank Custody Seals?:			✓

COMMENTS:

COC PAGE 1 of 2

Sample Container Count

SBS
DI
MeOH (only)
BK
Kit

** Place a RED dot on containers that are out of conformance **

COC Line Item	WGFU	R	DG9H VG9H	VOA VIAL HS (>6mm)	VG9U	DG9U	VG9T	AG0U	AG1H	AG1U	AG2U	AG3S	AG3SF	AG3C	BP1U	BP1N	BP2U	BP3U	BP3N	BP3F	BP3S	BP3B	BP3Z	CG3H	Syringe Kit			Matrix	HNO3/ H2SO4 pH <2	NaOH/ ZNAc pH >9	NaOH pH>10
1												1	1			2	1	2	1	1	1		1					WT	✓	✓	-
2												↓	↓			↓	↓	↓	↓	↓	↓		↓					↓	↓	↓	
3												↓	↓			↓	↓	↓	↓	↓	↓		↓					↓	↓	↓	
4																															
5																															
6																															
7																															
8																															
9																															
10												1	1			2	1	2	1	1	1		1					WT	✓	✓	
11												3	3			6	3	6	3	3	3		3					↓	↓	↓	
12												1	1			2	1	2	1	1	1		1					↓	↓	↓	

Container Codes

Glass

DG9H	40mL HCl amber voa vial	BG1T	1L Na Thiosulfate clear glass
DG9P	40mL TSP amber vial	BG1U	1L unpreserved glass
DG9S	40mL H2SO4 amber vial	BG3H	250mL HCl Clear Glass
DG9T	40mL Na Thio amber vial	BG3U	250mL Unpres Clear Glass
DG9U	40mL unpreserved amber vial	AG0U	100mL unpres amber glass
VG9H	40mL HCl clear vial	AG1H	1L HCl amber glass
VG9T	40mL Na Thio. clear vial	AG1S	1L H2SO4 amber glass
VG9U	40mL unpreserved clear vial	AG1T	1L Na Thiosulfate amber glass
I	40mL w/hexane wipe vial	AG1U	1liter unpres amber glass
WGKU	8oz unpreserved clear jar	AG2N	500mL HNO3 amber glass
WGFU	4oz clear soil jar	AG2S	500mL H2SO4 amber glass
JGFU	4oz unpreserved amber wide	AG2U	500mL unpres amber glass
CG3H	250mL clear glass HCl	AG3S	250mL H2SO4 amber glass
BG1H	1L HCl clear glass	AG3SF	250mL H2SO4 amb glass -field filtered
BG1S	1L H2SO4 clear glass	AG3U	250mL unpres amber glass
GN	General	AG3C	250mL NaOH amber glass

Plastic / Misc.

BP1B	1L NaOH plastic
BP1N	1L HNO3 plastic
BP1S	1L H2SO4 plastic
BP1U	1L unpreserved plastic
BP1Z	1L NaOH, Zn, Ac
BP2N	500mL HNO3 plastic
BP2C	500mL NaOH plastic
BP2S	500mL H2SO4 plastic
BP2U	500mL unpreserved plastic
BP2Z	500mL NaOH, Zn Ac
BP3B	250mL NaOH plastic
BP3N	250mL HNO3 plastic
BP3F	250mL HNO3 plastic-field filtered
BP3U	250mL unpreserved plastic
BP3S	250mL H2SO4 plastic
BP3Z	250mL NaOH, ZnAc plastic

BP4U	125mL unpreserved plastic
BP4N	125mL HNO3 plastic
BP4S	125mL H2SO4 plastic

Syringe Kit	LL Cr+6 sampling kit

AF	Air Filter
C	Air Cassettes
R	Terracore kit
SP5T	120mL Coliform Na Thiosulfate
U	Summa Can
ZPLC	Ziploc Bag

WT		Water	
SL		Solid	
NAL	OL	Non-aqueous liquid	Oil
WP		Wipe	

COC PAGE 2 **of** 2

Sample Container Count

SBS
DI
MeOH (only)
BK
Kit

** Place a RED dot on containers that are out of conformance **

COC Line Item	WGFU	R	DG9H VG9H	VOA VIAL HS (>6mm)	VG9U	DG9U	VG9T	AG0U	AG1H	AG1U	AG2U	AG3S	AG3SF	AG3C	BP1U	BP1N	BP2U	BP3U	BP3N	BP3F	BP3S	BP3B	BP3Z	CG3H	Syringe Kit			Matrix	HNO3/ H2SO4 pH <2	NaOH/ ZNAc pH >9	NaOH pH>10
1																															
2																															
3																															
4												1	1			2	1	2	1	1	1		1					WT	✓	✓	
5												↓	↓			↓	↓	↓	↓	↓	↓		↓					↓	↓	↓	
6												↓	↓			↓	↓	↓	↓	↓	↓		↓					↓	↓	↓	
7																															
8												1				2	1	2	1		1		1					WT	✓	✓	
9																															
10																															
11																															
12																															

Container Codes

Glass

DG9H	40mL HCl amber voa vial	BG1T	1L Na Thiosulfate clear glass
DG9P	40mL TSP amber vial	BG1U	1L unpreserved glass
DG9S	40mL H2SO4 amber vial	BG3H	250mL HCl Clear Glass
DG9T	40mL Na Thio amber vial	BG3U	250mL Unpres Clear Glass
DG9U	40mL unpreserved amber vial	AG0U	100mL unpres amber glass
VG9H	40mL HCl clear vial	AG1H	1L HCl amber glass
VG9T	40mL Na Thio. clear vial	AG1S	1L H2SO4 amber glass
VG9U	40mL unpreserved clear vial	AG1T	1L Na Thiosulfate amber glass
I	40mL w/hexane wipe vial	AG1U	1liter unpres amber glass
WGKU	8oz unpreserved clear jar	AG2N	500mL HNO3 amber glass
WGFU	4oz clear soil jar	AG2S	500mL H2SO4 amber glass
JGFU	4oz unpreserved amber wide	AG2U	500mL unpres amber glass
CG3H	250mL clear glass HCl	AG3S	250mL H2SO4 amber glass
BG1H	1L HCl clear glass	AG3SF	250mL H2SO4 amb glass -field filtered
BG1S	1L H2SO4 clear glass	AG3U	250mL unpres amber glass
GN	General	AG3C	250mL NaOH amber glass

Plastic / Misc.

BP1B	1L NaOH plastic
BP1N	1L HNO3 plastic
BP1S	1L H2SO4 plastic
BP1U	1L unpreserved plastic
BP1Z	1L NaOH, Zn, Ac
BP2N	500mL HNO3 plastic
BP2C	500mL NaOH plastic
BP2S	500mL H2SO4 plastic
BP2U	500mL unpreserved plastic
BP2Z	500mL NaOH, Zn Ac
BP3B	250mL NaOH plastic
BP3N	250mL HNO3 plastic
BP3F	250mL HNO3 plastic-field filtered
BP3U	250mL unpreserved plastic
BP3S	250mL H2SO4 plastic
BP3Z	250mL NaOH, ZnAc plastic

BP4U	125mL unpreserved plastic
BP4N	125mL HNO3 plastic
BP4S	125mL H2SO4 plastic

Syringe Kit	LL Cr+6 sampling kit

AF	Air Filter
C	Air Cassettes
R	Terracore kit
SP5T	120mL Coliform Na Thiosulfate
U	Summa Can
ZPLC	Ziploc Bag

WT		Water	
SL		Solid	
NAL	OL	Non-aqueous liquid	Oil
WP		Wipe	

Pace Analytical Services, LLC
7726 Moller Road
Indianapolis, IN 46268
(317)228-3100

February 17, 2022

Mr. Mark Breting
ATC Group Services
7988 Centerpoint Drive
Suite 100
Indianapolis, IN 46256

RE: Project: Eagle Valley P1R2
Pace Project No.: 50302637

Dear Mr. Breting:

Enclosed are the analytical results for sample(s) received by the laboratory on November 11, 2021. The results relate only to the samples included in this report. Results reported herein conform to the applicable TNI/NELAC Standards and the laboratory's Quality Manual, where applicable, unless otherwise noted in the body of the report.

The test results provided in this final report were generated by each of the following laboratories within the Pace Network:

- Pace Analytical Services - Indianapolis
- Pace Analytical Services - Greensburg

If you have any questions concerning this report, please feel free to contact me.

Sincerely,

Hayden Putt
hayden.putt@pacelabs.com
(317)228-3145
Project Manager

Enclosures

cc: Mr. Robert Miller, Haley & Aldrich

Pace Analytical Services, LLC
7726 Moller Road
Indianapolis, IN 46268
(317)228-3100

CERTIFICATIONS

Project: Eagle Valley P1R2
Pace Project No.: 50302637

Pace Analytical Services Pennsylvania

1638 Roseytown Rd Suites 2,3&4, Greensburg, PA 15601
ANAB DOD-ELAP Rad Accreditation #: L2417
Alabama Certification #: 41590
Arizona Certification #: AZ0734
Arkansas Certification
California Certification #: 04222CA
Colorado Certification #: PA01547
Connecticut Certification #: PH-0694
Delaware Certification
EPA Region 4 DW Rad
Florida/TNI Certification #: E87683
Georgia Certification #: C040
Florida: Cert E871149 SEKS WET
Guam Certification
Hawaii Certification
Idaho Certification
Illinois Certification
Indiana Certification
Iowa Certification #: 391
Kansas/TNI Certification #: E-10358
Kentucky Certification #: KY90133
KY WW Permit #: KY0098221
KY WW Permit #: KY0000221
Louisiana DHH/TNI Certification #: LA180012
Louisiana DEQ/TNI Certification #: 4086
Maine Certification #: 2017020
Maryland Certification #: 308
Massachusetts Certification #: M-PA1457
Michigan/PADEP Certification #: 9991
Missouri Certification #: 235
Montana Certification #: Cert0082
Nebraska Certification #: NE-OS-29-14
Nevada Certification #: PA014572018-1
New Hampshire/TNI Certification #: 297617
New Jersey/TNI Certification #: PA051
New Mexico Certification #: PA01457
New York/TNI Certification #: 10888
North Carolina Certification #: 42706
North Dakota Certification #: R-190
Ohio EPA Rad Approval: #41249
Oregon/TNI Certification #: PA200002-010
Pennsylvania/TNI Certification #: 65-00282
Puerto Rico Certification #: PA01457
Rhode Island Certification #: 65-00282
South Dakota Certification
Tennessee Certification #: 02867
Texas/TNI Certification #: T104704188-17-3
Utah/TNI Certification #: PA014572017-9
USDA Soil Permit #: P330-17-00091
Vermont Dept. of Health: ID# VT-0282
Virgin Island/PADEP Certification
Virginia/VELAP Certification #: 460198
Washington Certification #: C868
West Virginia DEP Certification #: 143
West Virginia DHHR Certification #: 9964C
Wisconsin Approve List for Rad
Wyoming Certification #: 8TMS-L

Pace Analytical Services Indianapolis

7726 Moller Road, Indianapolis, IN 46268
Illinois Accreditation #: 200074
Indiana Drinking Water Laboratory #: C-49-06
Kansas/TNI Certification #: E-10177
Kentucky UST Agency Interest #: 80226
Kentucky WW Laboratory ID #: 98019
Michigan Drinking Water Laboratory #9050
Ohio VAP Certified Laboratory #: CL0065
Oklahoma Laboratory #: 9204
Texas Certification #: T104704355
Wisconsin Laboratory #: 999788130
USDA Soil Permit #: P330-19-00257

This report shall not be reproduced, except in full,
without the written consent of Pace Analytical Services, LLC.

Pace Analytical Services, LLC
7726 Moller Road
Indianapolis, IN 46268
(317)228-3100

SAMPLE SUMMARY

Project: Eagle Valley P1R2
Pace Project No.: 50302637

Lab ID	Sample ID	Matrix	Date Collected	Date Received
50302637001	**MW-18S**	Water	11/10/21 12:10	11/11/21 15:15
50302637002	**MW-18I**	Water	11/10/21 11:13	11/11/21 15:15
50302637003	**MW-18D**	Water	11/10/21 09:57	11/11/21 15:15
50302637004	**DUP 2**	Water	11/10/21 00:00	11/11/21 15:15

This report shall not be reproduced, except in full,
without the written consent of Pace Analytical Services, LLC.

Pace Analytical Services, LLC
7726 Moller Road
Indianapolis, IN 46268
(317)228-3100

SAMPLE ANALYTE COUNT

Project: Eagle Valley P1R2
Pace Project No.: 50302637

Lab ID	Sample ID	Method	Analysts	Analytes Reported	Laboratory
50302637001	**MW-18S**	EPA 9056	RID	3	PASI-I
		EPA 6010	JPK	12	PASI-I
		EPA 6010	JPK	2	PASI-I
		EPA 6020	CAW	4	PASI-I
		EPA 903.1	SLC	1	PASI-PA
		EPA 904.0	VAL	1	PASI-PA
		Total Radium Calculation	JAL	1	PASI-PA
		SM 2320B	SWJ	3	PASI-I
		SM 2540C	OAS	1	PASI-I
		SM 4500-H+B	TKG	1	PASI-I
		SM 4500-S2-D	ZM	1	PASI-I
		EPA 353.2	SKK	2	PASI-I
		SM 5310C	GWA	1	PASI-I
		SM 5310C	GWA	1	PASI-I
50302637002	**MW-18I**	EPA 9056	RID	3	PASI-I
		EPA 6010	JPK	12	PASI-I
		EPA 6010	JPK	2	PASI-I
		EPA 6020	CAW	4	PASI-I
		EPA 903.1	SLC	1	PASI-PA
		EPA 904.0	VAL	1	PASI-PA
		Total Radium Calculation	JAL	1	PASI-PA
		SM 2320B	SWJ	3	PASI-I
		SM 2540C	OAS	1	PASI-I
		SM 4500-H+B	TKG	1	PASI-I
		SM 4500-S2-D	ZM	1	PASI-I
		EPA 353.2	SKK	2	PASI-I
		SM 5310C	GWA	1	PASI-I
		SM 5310C	GWA	1	PASI-I
50302637003	**MW-18D**	EPA 9056	RID	3	PASI-I
		EPA 6010	JPK	12	PASI-I
		EPA 6010	JPK	2	PASI-I
		EPA 6020	CAW	4	PASI-I
		EPA 903.1	SLC	1	PASI-PA
		EPA 904.0	VAL	1	PASI-PA
		Total Radium Calculation	JAL	1	PASI-PA
		SM 2320B	SWJ	3	PASI-I
		SM 2540C	OAS	1	PASI-I

This report shall not be reproduced, except in full,
without the written consent of Pace Analytical Services, LLC.

Pace Analytical Services, LLC
7726 Moller Road
Indianapolis, IN 46268
(317)228-3100

SAMPLE ANALYTE COUNT

Project: Eagle Valley P1R2
Pace Project No.: 50302637

Lab ID	Sample ID	Method	Analysts	Analytes Reported	Laboratory
		SM 4500-H+B	TKG	1	PASI-I
		SM 4500-S2-D	ZM	1	PASI-I
		EPA 353.2	SKK	2	PASI-I
		SM 5310C	GWA	1	PASI-I
		SM 5310C	GWA	1	PASI-I
50302637004	**DUP 2**	EPA 9056	RID	3	PASI-I
		EPA 6010	JPK	12	PASI-I
		EPA 6010	JPK	2	PASI-I
		EPA 6020	CAW	4	PASI-I
		EPA 903.1	SLC	1	PASI-PA
		EPA 904.0	VAL	1	PASI-PA
		Total Radium Calculation	JAL	1	PASI-PA
		SM 2320B	SWJ	3	PASI-I
		SM 2540C	OAS	1	PASI-I
		SM 4500-H+B	TKG	1	PASI-I
		SM 4500-S2-D	ZM	1	PASI-I
		EPA 353.2	SKK	2	PASI-I
		SM 5310C	GWA	1	PASI-I
		SM 5310C	GWA	1	PASI-I

PASI-I = Pace Analytical Services - Indianapolis
PASI-PA = Pace Analytical Services - Greensburg

This report shall not be reproduced, except in full,
without the written consent of Pace Analytical Services, LLC.

Pace Analytical Services, LLC
7726 Moller Road
Indianapolis, IN 46268
(317)228-3100

SUMMARY OF DETECTION

Project: Eagle Valley P1R2
Pace Project No.: 50302637

Lab Sample ID / Method	Client Sample ID / Parameters	Result	Units	Report Limit	Analyzed	Qualifiers
50302637001	**MW-18S**					
EPA 9056	Chloride	50.0	mg/L	2.5	11/15/21 22:54	
EPA 9056	Fluoride	0.15	mg/L	0.10	11/15/21 22:39	
EPA 9056	Sulfate	39.4	mg/L	2.5	11/15/21 22:54	
EPA 6010	Barium	53.1	ug/L	10.0	11/22/21 03:08	
EPA 6010	Boron	186	ug/L	100	11/22/21 03:08	
EPA 6010	Calcium	98600	ug/L	1000	11/22/21 03:08	
EPA 6010	Iron	242	ug/L	100	11/22/21 03:08	
EPA 6010	Magnesium	22100	ug/L	1000	11/22/21 03:08	
EPA 6010	Potassium	2960	ug/L	1000	11/22/21 03:08	
EPA 6010	Silica	9440	ug/L	450	11/22/21 03:08	N2
EPA 6010	Sodium	37000	ug/L	1000	11/22/21 03:08	
EPA 6020	Selenium	3.3	ug/L	1.0	11/14/21 22:52	
EPA 903.1	Radium-226	0.115 ± 0.263 (0.156) C:NA T:93%	pCi/L		12/15/21 16:35	
EPA 904.0	Radium-228	0.437 ± 0.341 (0.669) C:76% T:91%	pCi/L		12/20/21 14:53	
Total Radium Calculation	Total Radium	0.552 ± 0.604 (0.825)	pCi/L		12/21/21 09:26	
SM 2320B	Alkalinity, Total as CaCO3	303	mg/L	2.0	11/17/21 12:02	
SM 2320B	Alkalinity,Bicarbonate (CaCO3)	303	mg/L	2.0	11/17/21 12:02	
SM 2540C	Total Dissolved Solids	450	mg/L	10.0	11/15/21 06:55	
SM 4500-H+B	pH at 25 Degrees C	7.3	Std. Units	0.10	11/15/21 12:40	H3
EPA 353.2	Nitrogen, Nitrate	1.1	mg/L	0.10	11/11/21 18:45	
SM 5310C	Total Organic Carbon	1.2	mg/L	1.0	11/28/21 01:47	
SM 5310C	Dissolved Organic Carbon	1.4	mg/L	1.0	11/28/21 23:15	
50302637002	**MW-18I**					
EPA 9056	Chloride	47.5	mg/L	2.5	11/15/21 23:28	
EPA 9056	Fluoride	0.13	mg/L	0.10	11/15/21 23:10	
EPA 9056	Sulfate	27.1	mg/L	2.5	11/15/21 23:28	
EPA 6010	Barium	74.1	ug/L	10.0	11/22/21 03:10	
EPA 6010	Boron	375	ug/L	100	11/22/21 03:10	
EPA 6010	Calcium	73400	ug/L	1000	11/22/21 03:10	
EPA 6010	Iron	222	ug/L	100	11/22/21 03:10	
EPA 6010	Lithium	49.7	ug/L	20.0	11/22/21 03:10	
EPA 6010	Magnesium	15900	ug/L	1000	11/22/21 03:10	
EPA 6010	Manganese	129	ug/L	10.0	11/22/21 03:10	
EPA 6010	Molybdenum	81.4	ug/L	10.0	11/22/21 03:10	
EPA 6010	Potassium	5270	ug/L	1000	11/22/21 03:10	
EPA 6010	Silica	10800	ug/L	450	11/22/21 03:10	N2
EPA 6010	Sodium	28200	ug/L	1000	11/22/21 03:10	
EPA 6010	Manganese, Dissolved	21.1	ug/L	10.0	11/23/21 03:07	
EPA 6010	Molybdenum, Dissolved	77.8	ug/L	10.0	11/23/21 03:07	
EPA 6020	Selenium	2.6	ug/L	1.0	11/14/21 22:57	

REPORT OF LABORATORY ANALYSIS

This report shall not be reproduced, except in full,
without the written consent of Pace Analytical Services, LLC.

Pace Analytical Services, LLC
7726 Moller Road
Indianapolis, IN 46268
(317)228-3100

SUMMARY OF DETECTION

Project: Eagle Valley P1R2
Pace Project No.: 50302637

Lab Sample ID / Method	Client Sample ID / Parameters	Result	Units	Report Limit	Analyzed	Qualifiers
50302637002	**MW-18I**					
EPA 903.1	Radium-226	0.567 ± 0.415 (0.464) C:NA T:88%	pCi/L		12/15/21 16:35	
EPA 904.0	Radium-228	0.129 ± 0.332 (0.743) C:78% T:83%	pCi/L		12/20/21 14:53	
Total Radium Calculation	Total Radium	0.696 ± 0.747 (1.21)	pCi/L		12/21/21 09:26	
SM 2320B	Alkalinity, Total as CaCO3	214	mg/L	2.0	11/17/21 12:02	
SM 2320B	Alkalinity,Bicarbonate (CaCO3)	214	mg/L	2.0	11/17/21 12:02	
SM 2540C	Total Dissolved Solids	345	mg/L	10.0	11/15/21 06:55	
SM 4500-H+B	pH at 25 Degrees C	7.4	Std. Units	0.10	11/15/21 12:34	H3
EPA 353.2	Nitrogen, Nitrate	1.4	mg/L	0.10	11/11/21 18:32	
SM 5310C	Dissolved Organic Carbon	1.1	mg/L	1.0	11/28/21 23:46	
50302637003	**MW-18D**					
EPA 9056	Chloride	138	mg/L	25.0	11/17/21 02:14	
EPA 9056	Fluoride	0.13	mg/L	0.10	11/15/21 23:43	
EPA 9056	Sulfate	200	mg/L	2.5	11/15/21 23:59	
EPA 6010	Barium	76.0	ug/L	10.0	11/22/21 03:12	
EPA 6010	Boron	5580	ug/L	100	11/22/21 03:12	
EPA 6010	Calcium	120000	ug/L	1000	11/22/21 03:12	
EPA 6010	Iron	944	ug/L	100	11/22/21 03:12	
EPA 6010	Lithium	101	ug/L	20.0	11/22/21 03:12	
EPA 6010	Magnesium	23900	ug/L	1000	11/22/21 03:12	
EPA 6010	Manganese	429	ug/L	10.0	11/22/21 03:12	
EPA 6010	Molybdenum	140	ug/L	10.0	11/22/21 03:12	
EPA 6010	Potassium	8330	ug/L	1000	11/22/21 03:12	
EPA 6010	Silica	13100	ug/L	450	11/22/21 03:12	N2
EPA 6010	Sodium	108000	ug/L	1000	11/22/21 03:12	
EPA 6010	Manganese, Dissolved	407	ug/L	10.0	11/23/21 03:09	
EPA 6010	Molybdenum, Dissolved	133	ug/L	10.0	11/23/21 03:09	
EPA 6020	Arsenic	1.6	ug/L	1.0	11/14/21 23:02	
EPA 903.1	Radium-226	0.762 ± 0.440 (0.172) C:NA T:91%	pCi/L		12/15/21 16:35	
EPA 904.0	Radium-228	0.500 ± 0.383 (0.751) C:73% T:87%	pCi/L		12/20/21 14:53	
Total Radium Calculation	Total Radium	1.26 ± 0.823 (0.923)	pCi/L		12/21/21 09:26	
SM 2320B	Alkalinity, Total as CaCO3	228	mg/L	2.0	11/17/21 12:02	
SM 2320B	Alkalinity,Bicarbonate (CaCO3)	228	mg/L	2.0	11/17/21 12:02	

REPORT OF LABORATORY ANALYSIS

This report shall not be reproduced, except in full,
without the written consent of Pace Analytical Services, LLC.

Pace Analytical Services, LLC
7726 Moller Road
Indianapolis, IN 46268
(317)228-3100

SUMMARY OF DETECTION

Project: Eagle Valley P1R2
Pace Project No.: 50302637

Lab Sample ID / Method	Client Sample ID / Parameters	Result	Units	Report Limit	Analyzed	Qualifiers
50302637003	**MW-18D**					
SM 2540C	Total Dissolved Solids	738	mg/L	20.0	11/15/21 06:59	
SM 4500-H+B	pH at 25 Degrees C	7.4	Std. Units	0.10	11/15/21 12:34	H3
50302637004	**DUP 2**					
EPA 9056	Chloride	139	mg/L	25.0	11/16/21 00:48	
EPA 9056	Fluoride	0.13	mg/L	0.10	11/16/21 00:15	
EPA 9056	Sulfate	201	mg/L	2.5	11/16/21 00:31	
EPA 6010	Barium	75.7	ug/L	10.0	11/22/21 03:14	
EPA 6010	Boron	5570	ug/L	100	11/22/21 03:14	
EPA 6010	Calcium	119000	ug/L	1000	11/22/21 03:14	
EPA 6010	Iron	909	ug/L	100	11/22/21 03:14	
EPA 6010	Lithium	100	ug/L	20.0	11/22/21 03:14	
EPA 6010	Magnesium	23600	ug/L	1000	11/22/21 03:14	
EPA 6010	Manganese	424	ug/L	10.0	11/22/21 03:14	
EPA 6010	Molybdenum	139	ug/L	10.0	11/22/21 03:14	
EPA 6010	Potassium	8260	ug/L	1000	11/22/21 03:14	
EPA 6010	Silica	12900	ug/L	450	11/22/21 03:14	N2
EPA 6010	Sodium	107000	ug/L	1000	11/22/21 03:14	
EPA 6010	Manganese, Dissolved	399	ug/L	10.0	11/23/21 03:11	
EPA 6010	Molybdenum, Dissolved	131	ug/L	10.0	11/23/21 03:11	
EPA 6020	Arsenic	1.6	ug/L	1.0	11/14/21 23:07	
EPA 903.1	Radium-226	0.720 ± 0.549 (0.781) C:NA T:91%	pCi/L		12/15/21 16:35	
EPA 904.0	Radium-228	0.832 ± 0.445 (0.798) C:77% T:85%	pCi/L		12/20/21 14:53	
Total Radium Calculation	Total Radium	1.55 ± 0.994 (1.58)	pCi/L		12/21/21 09:26	
SM 2320B	Alkalinity, Total as CaCO3	232	mg/L	2.0	11/17/21 12:02	
SM 2320B	Alkalinity,Bicarbonate (CaCO3)	232	mg/L	2.0	11/17/21 12:02	
SM 2540C	Total Dissolved Solids	720	mg/L	20.0	11/15/21 06:59	
SM 4500-H+B	pH at 25 Degrees C	7.6	Std. Units	0.10	11/15/21 12:31	H3

This report shall not be reproduced, except in full,
without the written consent of Pace Analytical Services, LLC.

Pace Analytical Services, LLC
7726 Moller Road
Indianapolis, IN 46268
(317)228-3100

ANALYTICAL RESULTS

Project: Eagle Valley P1R2
Pace Project No.: 50302637

Sample: MW-18S **Lab ID: 50302637001** Collected: 11/10/21 12:10 Received: 11/11/21 15:15 Matrix: Water

Parameters	Results	Units	Report Limit	DF	Prepared	Analyzed	CAS No.	Qual
9056 IC Anions	Analytical Method: EPA 9056							
	Pace Analytical Services - Indianapolis							
Chloride	**50.0**	mg/L	2.5	10		11/15/21 22:54	16887-00-6	
Fluoride	**0.15**	mg/L	0.10	1		11/15/21 22:39	16984-48-8	
Sulfate	**39.4**	mg/L	2.5	10		11/15/21 22:54	14808-79-8	
6010 MET ICP	Analytical Method: EPA 6010 Preparation Method: EPA 3010							
	Pace Analytical Services - Indianapolis							
Aluminum	ND	ug/L	200	1	11/19/21 06:55	11/22/21 03:08	7429-90-5	
Barium	**53.1**	ug/L	10.0	1	11/19/21 06:55	11/22/21 03:08	7440-39-3	
Boron	**186**	ug/L	100	1	11/19/21 06:55	11/22/21 03:08	7440-42-8	
Calcium	**98600**	ug/L	1000	1	11/19/21 06:55	11/22/21 03:08	7440-70-2	
Iron	**242**	ug/L	100	1	11/19/21 06:55	11/22/21 03:08	7439-89-6	
Lithium	ND	ug/L	20.0	1	11/19/21 06:55	11/22/21 03:08	7439-93-2	
Magnesium	**22100**	ug/L	1000	1	11/19/21 06:55	11/22/21 03:08	7439-95-4	
Manganese	ND	ug/L	10.0	1	11/19/21 06:55	11/22/21 03:08	7439-96-5	
Molybdenum	ND	ug/L	10.0	1	11/19/21 06:55	11/22/21 03:08	7439-98-7	
Potassium	**2960**	ug/L	1000	1	11/19/21 06:55	11/22/21 03:08	7440-09-7	
Silica	**9440**	ug/L	450	1	11/19/21 06:55	11/22/21 03:08	7631-86-9	N2
Sodium	**37000**	ug/L	1000	1	11/19/21 06:55	11/22/21 03:08	7440-23-5	
6010 MET ICP, Dissolved	Analytical Method: EPA 6010 Preparation Method: EPA 3010							
	Pace Analytical Services - Indianapolis							
Manganese, Dissolved	ND	ug/L	10.0	1	11/22/21 06:48	11/23/21 03:05	7439-96-5	
Molybdenum, Dissolved	ND	ug/L	10.0	1	11/22/21 06:48	11/23/21 03:05	7439-98-7	
6020 MET ICPMS	Analytical Method: EPA 6020 Preparation Method: EPA 200.2							
	Pace Analytical Services - Indianapolis							
Antimony	ND	ug/L	1.0	1	11/12/21 18:00	11/14/21 22:52	7440-36-0	
Arsenic	ND	ug/L	1.0	1	11/12/21 18:00	11/14/21 22:52	7440-38-2	
Cobalt	ND	ug/L	1.0	1	11/12/21 18:00	11/14/21 22:52	7440-48-4	
Selenium	**3.3**	ug/L	1.0	1	11/12/21 18:00	11/14/21 22:52	7782-49-2	
2320B Alkalinity	Analytical Method: SM 2320B							
	Pace Analytical Services - Indianapolis							
Alkalinity, Total as CaCO3	**303**	mg/L	2.0	1		11/17/21 12:02		
Alkalinity,Bicarbonate (CaCO3)	**303**	mg/L	2.0	1		11/17/21 12:02		
Alkalinity,Carbonate (CaCO3)	ND	mg/L	2.0	1		11/17/21 12:02		
2540C Total Dissolved Solids	Analytical Method: SM 2540C							
	Pace Analytical Services - Indianapolis							
Total Dissolved Solids	**450**	mg/L	10.0	1		11/15/21 06:55		
4500H+ pH, Electrometric	Analytical Method: SM 4500-H+B							
	Pace Analytical Services - Indianapolis							
pH at 25 Degrees C	**7.3**	Std. Units	0.10	1		11/15/21 12:40		H3

REPORT OF LABORATORY ANALYSIS

This report shall not be reproduced, except in full,
without the written consent of Pace Analytical Services, LLC.

Pace Analytical Services, LLC
7726 Moller Road
Indianapolis, IN 46268
(317)228-3100

ANALYTICAL RESULTS

Project: Eagle Valley P1R2
Pace Project No.: 50302637

Sample: MW-18S **Lab ID: 50302637001** Collected: 11/10/21 12:10 Received: 11/11/21 15:15 Matrix: Water

Parameters	Results	Units	Report Limit	DF	Prepared	Analyzed	CAS No.	Qual
4500S2D Sulfide Water	Analytical Method: SM 4500-S2-D Pace Analytical Services - Indianapolis							
Sulfide	ND	mg/L	0.10	1		11/17/21 13:31	18496-25-8	
353.2 Nitrogen, NO2/NO3 unpres	Analytical Method: EPA 353.2 Pace Analytical Services - Indianapolis							
Nitrogen, Nitrate	**1.1**	mg/L	0.10	1		11/11/21 18:45	14797-55-8	
Nitrogen, Nitrite	ND	mg/L	0.10	1		11/11/21 18:45	14797-65-0	
5310C TOC	Analytical Method: SM 5310C Pace Analytical Services - Indianapolis							
Total Organic Carbon	**1.2**	mg/L	1.0	1		11/28/21 01:47	7440-44-0	
5310C Dissolved Organic Carbon	Analytical Method: SM 5310C Pace Analytical Services - Indianapolis							
Dissolved Organic Carbon	**1.4**	mg/L	1.0	1		11/28/21 23:15		

REPORT OF LABORATORY ANALYSIS

This report shall not be reproduced, except in full,
without the written consent of Pace Analytical Services, LLC.

Pace Analytical Services, LLC
7726 Moller Road
Indianapolis, IN 46268
(317)228-3100

ANALYTICAL RESULTS

Project: Eagle Valley P1R2
Pace Project No.: 50302637

Sample: MW-18I **Lab ID: 50302637002** Collected: 11/10/21 11:13 Received: 11/11/21 15:15 Matrix: Water

Parameters	Results	Units	Report Limit	DF	Prepared	Analyzed	CAS No.	Qual
9056 IC Anions	Analytical Method: EPA 9056							
	Pace Analytical Services - Indianapolis							
Chloride	**47.5**	mg/L	2.5	10		11/15/21 23:28	16887-00-6	
Fluoride	**0.13**	mg/L	0.10	1		11/15/21 23:10	16984-48-8	
Sulfate	**27.1**	mg/L	2.5	10		11/15/21 23:28	14808-79-8	
6010 MET ICP	Analytical Method: EPA 6010 Preparation Method: EPA 3010							
	Pace Analytical Services - Indianapolis							
Aluminum	ND	ug/L	200	1	11/19/21 06:55	11/22/21 03:10	7429-90-5	
Barium	**74.1**	ug/L	10.0	1	11/19/21 06:55	11/22/21 03:10	7440-39-3	
Boron	**375**	ug/L	100	1	11/19/21 06:55	11/22/21 03:10	7440-42-8	
Calcium	**73400**	ug/L	1000	1	11/19/21 06:55	11/22/21 03:10	7440-70-2	
Iron	**222**	ug/L	100	1	11/19/21 06:55	11/22/21 03:10	7439-89-6	
Lithium	**49.7**	ug/L	20.0	1	11/19/21 06:55	11/22/21 03:10	7439-93-2	
Magnesium	**15900**	ug/L	1000	1	11/19/21 06:55	11/22/21 03:10	7439-95-4	
Manganese	**129**	ug/L	10.0	1	11/19/21 06:55	11/22/21 03:10	7439-96-5	
Molybdenum	**81.4**	ug/L	10.0	1	11/19/21 06:55	11/22/21 03:10	7439-98-7	
Potassium	**5270**	ug/L	1000	1	11/19/21 06:55	11/22/21 03:10	7440-09-7	
Silica	**10800**	ug/L	450	1	11/19/21 06:55	11/22/21 03:10	7631-86-9	N2
Sodium	**28200**	ug/L	1000	1	11/19/21 06:55	11/22/21 03:10	7440-23-5	
6010 MET ICP, Dissolved	Analytical Method: EPA 6010 Preparation Method: EPA 3010							
	Pace Analytical Services - Indianapolis							
Manganese, Dissolved	**21.1**	ug/L	10.0	1	11/22/21 06:48	11/23/21 03:07	7439-96-5	
Molybdenum, Dissolved	**77.8**	ug/L	10.0	1	11/22/21 06:48	11/23/21 03:07	7439-98-7	
6020 MET ICPMS	Analytical Method: EPA 6020 Preparation Method: EPA 200.2							
	Pace Analytical Services - Indianapolis							
Antimony	ND	ug/L	1.0	1	11/12/21 18:00	11/14/21 22:57	7440-36-0	
Arsenic	ND	ug/L	1.0	1	11/12/21 18:00	11/14/21 22:57	7440-38-2	
Cobalt	ND	ug/L	1.0	1	11/12/21 18:00	11/14/21 22:57	7440-48-4	
Selenium	**2.6**	ug/L	1.0	1	11/12/21 18:00	11/14/21 22:57	7782-49-2	
2320B Alkalinity	Analytical Method: SM 2320B							
	Pace Analytical Services - Indianapolis							
Alkalinity, Total as CaCO3	**214**	mg/L	2.0	1		11/17/21 12:02		
Alkalinity,Bicarbonate (CaCO3)	**214**	mg/L	2.0	1		11/17/21 12:02		
Alkalinity,Carbonate (CaCO3)	ND	mg/L	2.0	1		11/17/21 12:02		
2540C Total Dissolved Solids	Analytical Method: SM 2540C							
	Pace Analytical Services - Indianapolis							
Total Dissolved Solids	**345**	mg/L	10.0	1		11/15/21 06:55		
4500H+ pH, Electrometric	Analytical Method: SM 4500-H+B							
	Pace Analytical Services - Indianapolis							
pH at 25 Degrees C	**7.4**	Std. Units	0.10	1		11/15/21 12:34		H3

REPORT OF LABORATORY ANALYSIS

This report shall not be reproduced, except in full,
without the written consent of Pace Analytical Services, LLC.

Pace Analytical Services, LLC
7726 Moller Road
Indianapolis, IN 46268
(317)228-3100

ANALYTICAL RESULTS

Project: Eagle Valley P1R2
Pace Project No.: 50302637

Sample: MW-18I **Lab ID: 50302637002** Collected: 11/10/21 11:13 Received: 11/11/21 15:15 Matrix: Water

Parameters	Results	Units	Report Limit	DF	Prepared	Analyzed	CAS No.	Qual
4500S2D Sulfide Water	Analytical Method: SM 4500-S2-D Pace Analytical Services - Indianapolis							
Sulfide	ND	mg/L	0.10	1		11/17/21 13:31	18496-25-8	
353.2 Nitrogen, NO2/NO3 unpres	Analytical Method: EPA 353.2 Pace Analytical Services - Indianapolis							
Nitrogen, Nitrate	**1.4**	mg/L	0.10	1		11/11/21 18:32	14797-55-8	
Nitrogen, Nitrite	ND	mg/L	0.10	1		11/11/21 18:32	14797-65-0	
5310C TOC	Analytical Method: SM 5310C Pace Analytical Services - Indianapolis							
Total Organic Carbon	ND	mg/L	1.0	1		11/28/21 02:06	7440-44-0	
5310C Dissolved Organic Carbon	Analytical Method: SM 5310C Pace Analytical Services - Indianapolis							
Dissolved Organic Carbon	**1.1**	mg/L	1.0	1		11/28/21 23:46		

REPORT OF LABORATORY ANALYSIS

This report shall not be reproduced, except in full,
without the written consent of Pace Analytical Services, LLC.

Pace Analytical Services, LLC
7726 Moller Road
Indianapolis, IN 46268
(317)228-3100

ANALYTICAL RESULTS

Project: Eagle Valley P1R2
Pace Project No.: 50302637

Sample: MW-18D **Lab ID: 50302637003** Collected: 11/10/21 09:57 Received: 11/11/21 15:15 Matrix: Water

Parameters	Results	Units	Report Limit	DF	Prepared	Analyzed	CAS No.	Qual
9056 IC Anions	Analytical Method: EPA 9056							
	Pace Analytical Services - Indianapolis							
Chloride	**138**	mg/L	25.0	100		11/17/21 02:14	16887-00-6	
Fluoride	**0.13**	mg/L	0.10	1		11/15/21 23:43	16984-48-8	
Sulfate	**200**	mg/L	2.5	10		11/15/21 23:59	14808-79-8	
6010 MET ICP	Analytical Method: EPA 6010 Preparation Method: EPA 3010							
	Pace Analytical Services - Indianapolis							
Aluminum	ND	ug/L	200	1	11/19/21 06:55	11/22/21 03:12	7429-90-5	
Barium	**76.0**	ug/L	10.0	1	11/19/21 06:55	11/22/21 03:12	7440-39-3	
Boron	**5580**	ug/L	100	1	11/19/21 06:55	11/22/21 03:12	7440-42-8	
Calcium	**120000**	ug/L	1000	1	11/19/21 06:55	11/22/21 03:12	7440-70-2	
Iron	**944**	ug/L	100	1	11/19/21 06:55	11/22/21 03:12	7439-89-6	
Lithium	**101**	ug/L	20.0	1	11/19/21 06:55	11/22/21 03:12	7439-93-2	
Magnesium	**23900**	ug/L	1000	1	11/19/21 06:55	11/22/21 03:12	7439-95-4	
Manganese	**429**	ug/L	10.0	1	11/19/21 06:55	11/22/21 03:12	7439-96-5	
Molybdenum	**140**	ug/L	10.0	1	11/19/21 06:55	11/22/21 03:12	7439-98-7	
Potassium	**8330**	ug/L	1000	1	11/19/21 06:55	11/22/21 03:12	7440-09-7	
Silica	**13100**	ug/L	450	1	11/19/21 06:55	11/22/21 03:12	7631-86-9	N2
Sodium	**108000**	ug/L	1000	1	11/19/21 06:55	11/22/21 03:12	7440-23-5	
6010 MET ICP, Dissolved	Analytical Method: EPA 6010 Preparation Method: EPA 3010							
	Pace Analytical Services - Indianapolis							
Manganese, Dissolved	**407**	ug/L	10.0	1	11/22/21 06:48	11/23/21 03:09	7439-96-5	
Molybdenum, Dissolved	**133**	ug/L	10.0	1	11/22/21 06:48	11/23/21 03:09	7439-98-7	
6020 MET ICPMS	Analytical Method: EPA 6020 Preparation Method: EPA 200.2							
	Pace Analytical Services - Indianapolis							
Antimony	ND	ug/L	1.0	1	11/12/21 18:00	11/14/21 23:02	7440-36-0	
Arsenic	**1.6**	ug/L	1.0	1	11/12/21 18:00	11/14/21 23:02	7440-38-2	
Cobalt	ND	ug/L	1.0	1	11/12/21 18:00	11/14/21 23:02	7440-48-4	
Selenium	ND	ug/L	1.0	1	11/12/21 18:00	11/14/21 23:02	7782-49-2	
2320B Alkalinity	Analytical Method: SM 2320B							
	Pace Analytical Services - Indianapolis							
Alkalinity, Total as CaCO3	**228**	mg/L	2.0	1		11/17/21 12:02		
Alkalinity,Bicarbonate (CaCO3)	**228**	mg/L	2.0	1		11/17/21 12:02		
Alkalinity,Carbonate (CaCO3)	ND	mg/L	2.0	1		11/17/21 12:02		
2540C Total Dissolved Solids	Analytical Method: SM 2540C							
	Pace Analytical Services - Indianapolis							
Total Dissolved Solids	**738**	mg/L	20.0	1		11/15/21 06:59		
4500H+ pH, Electrometric	Analytical Method: SM 4500-H+B							
	Pace Analytical Services - Indianapolis							
pH at 25 Degrees C	**7.4**	Std. Units	0.10	1		11/15/21 12:34		H3

REPORT OF LABORATORY ANALYSIS

This report shall not be reproduced, except in full,
without the written consent of Pace Analytical Services, LLC.

Pace Analytical Services, LLC
7726 Moller Road
Indianapolis, IN 46268
(317)228-3100

ANALYTICAL RESULTS

Project: Eagle Valley P1R2
Pace Project No.: 50302637

Sample: MW-18D **Lab ID: 50302637003** Collected: 11/10/21 09:57 Received: 11/11/21 15:15 Matrix: Water

Parameters	Results	Units	Report Limit	DF	Prepared	Analyzed	CAS No.	Qual
4500S2D Sulfide Water	Analytical Method: SM 4500-S2-D Pace Analytical Services - Indianapolis							
Sulfide	ND	mg/L	0.10	1		11/17/21 13:31	18496-25-8	
353.2 Nitrogen, NO2/NO3 unpres	Analytical Method: EPA 353.2 Pace Analytical Services - Indianapolis							
Nitrogen, Nitrate	ND	mg/L	0.10	1		11/11/21 18:28	14797-55-8	
Nitrogen, Nitrite	ND	mg/L	0.10	1		11/11/21 18:28	14797-65-0	
5310C TOC	Analytical Method: SM 5310C Pace Analytical Services - Indianapolis							
Total Organic Carbon	ND	mg/L	1.0	1		11/28/21 02:26	7440-44-0	
5310C Dissolved Organic Carbon	Analytical Method: SM 5310C Pace Analytical Services - Indianapolis							
Dissolved Organic Carbon	ND	mg/L	1.0	1		11/28/21 23:57		

This report shall not be reproduced, except in full,
without the written consent of Pace Analytical Services, LLC.

Pace Analytical Services, LLC
7726 Moller Road
Indianapolis, IN 46268
(317)228-3100

ANALYTICAL RESULTS

Project: Eagle Valley P1R2
Pace Project No.: 50302637

Sample: DUP 2 **Lab ID: 50302637004** Collected: 11/10/21 00:00 Received: 11/11/21 15:15 Matrix: Water

Comments: • 11/20/21 @ 15:46 - Added 2.5ml HNO3 to Rad bottle prior to analysis. pH <2.

Parameters	Results	Units	Report Limit	DF	Prepared	Analyzed	CAS No.	Qual
9056 IC Anions	Analytical Method: EPA 9056							
	Pace Analytical Services - Indianapolis							
Chloride	**139**	mg/L	25.0	100		11/16/21 00:48	16887-00-6	
Fluoride	**0.13**	mg/L	0.10	1		11/16/21 00:15	16984-48-8	
Sulfate	**201**	mg/L	2.5	10		11/16/21 00:31	14808-79-8	
6010 MET ICP	Analytical Method: EPA 6010 Preparation Method: EPA 3010							
	Pace Analytical Services - Indianapolis							
Aluminum	ND	ug/L	200	1	11/19/21 06:55	11/22/21 03:14	7429-90-5	
Barium	**75.7**	ug/L	10.0	1	11/19/21 06:55	11/22/21 03:14	7440-39-3	
Boron	**5570**	ug/L	100	1	11/19/21 06:55	11/22/21 03:14	7440-42-8	
Calcium	**119000**	ug/L	1000	1	11/19/21 06:55	11/22/21 03:14	7440-70-2	
Iron	**909**	ug/L	100	1	11/19/21 06:55	11/22/21 03:14	7439-89-6	
Lithium	**100**	ug/L	20.0	1	11/19/21 06:55	11/22/21 03:14	7439-93-2	
Magnesium	**23600**	ug/L	1000	1	11/19/21 06:55	11/22/21 03:14	7439-95-4	
Manganese	**424**	ug/L	10.0	1	11/19/21 06:55	11/22/21 03:14	7439-96-5	
Molybdenum	**139**	ug/L	10.0	1	11/19/21 06:55	11/22/21 03:14	7439-98-7	
Potassium	**8260**	ug/L	1000	1	11/19/21 06:55	11/22/21 03:14	7440-09-7	
Silica	**12900**	ug/L	450	1	11/19/21 06:55	11/22/21 03:14	7631-86-9	N2
Sodium	**107000**	ug/L	1000	1	11/19/21 06:55	11/22/21 03:14	7440-23-5	
6010 MET ICP, Dissolved	Analytical Method: EPA 6010 Preparation Method: EPA 3010							
	Pace Analytical Services - Indianapolis							
Manganese, Dissolved	**399**	ug/L	10.0	1	11/22/21 06:48	11/23/21 03:11	7439-96-5	
Molybdenum, Dissolved	**131**	ug/L	10.0	1	11/22/21 06:48	11/23/21 03:11	7439-98-7	
6020 MET ICPMS	Analytical Method: EPA 6020 Preparation Method: EPA 200.2							
	Pace Analytical Services - Indianapolis							
Antimony	ND	ug/L	1.0	1	11/12/21 18:00	11/14/21 23:07	7440-36-0	
Arsenic	**1.6**	ug/L	1.0	1	11/12/21 18:00	11/14/21 23:07	7440-38-2	
Cobalt	ND	ug/L	1.0	1	11/12/21 18:00	11/14/21 23:07	7440-48-4	
Selenium	ND	ug/L	1.0	1	11/12/21 18:00	11/14/21 23:07	7782-49-2	
2320B Alkalinity	Analytical Method: SM 2320B							
	Pace Analytical Services - Indianapolis							
Alkalinity, Total as CaCO3	**232**	mg/L	2.0	1		11/17/21 12:02		
Alkalinity,Bicarbonate (CaCO3)	**232**	mg/L	2.0	1		11/17/21 12:02		
Alkalinity,Carbonate (CaCO3)	ND	mg/L	2.0	1		11/17/21 12:02		
2540C Total Dissolved Solids	Analytical Method: SM 2540C							
	Pace Analytical Services - Indianapolis							
Total Dissolved Solids	**720**	mg/L	20.0	1		11/15/21 06:59		
4500H+ pH, Electrometric	Analytical Method: SM 4500-H+B							
	Pace Analytical Services - Indianapolis							
pH at 25 Degrees C	**7.6**	Std. Units	0.10	1		11/15/21 12:31		H3

REPORT OF LABORATORY ANALYSIS

This report shall not be reproduced, except in full,
without the written consent of Pace Analytical Services, LLC.

Pace Analytical Services, LLC
7726 Moller Road
Indianapolis, IN 46268
(317)228-3100

ANALYTICAL RESULTS

Project: Eagle Valley P1R2
Pace Project No.: 50302637

Sample: DUP 2 **Lab ID: 50302637004** Collected: 11/10/21 00:00 Received: 11/11/21 15:15 Matrix: Water

Comments: • 11/20/21 @ 15:46 - Added 2.5ml HNO3 to Rad bottle prior to analysis. pH <2.

Parameters	Results	Units	Report Limit	DF	Prepared	Analyzed	CAS No.	Qual
4500S2D Sulfide Water	Analytical Method: SM 4500-S2-D Pace Analytical Services - Indianapolis							
Sulfide	ND	mg/L	0.10	1		11/17/21 13:31	18496-25-8	
353.2 Nitrogen, NO2/NO3 unpres	Analytical Method: EPA 353.2 Pace Analytical Services - Indianapolis							
Nitrogen, Nitrate	ND	mg/L	0.10	1		11/11/21 18:19	14797-55-8	
Nitrogen, Nitrite	ND	mg/L	0.10	1		11/11/21 18:19	14797-65-0	
5310C TOC	Analytical Method: SM 5310C Pace Analytical Services - Indianapolis							
Total Organic Carbon	ND	mg/L	1.0	1		11/28/21 03:30	7440-44-0	
5310C Dissolved Organic Carbon	Analytical Method: SM 5310C Pace Analytical Services - Indianapolis							
Dissolved Organic Carbon	ND	mg/L	1.0	1		11/29/21 00:08		

This report shall not be reproduced, except in full,
without the written consent of Pace Analytical Services, LLC.

Pace Analytical Services, LLC
7726 Moller Road
Indianapolis, IN 46268
(317)228-3100

QUALITY CONTROL DATA

Project: Eagle Valley P1R2
Pace Project No.: 50302637

QC Batch: 650381
QC Batch Method: EPA 9056
Analysis Method: EPA 9056
Analysis Description: 9056 IC Anions
Laboratory: Pace Analytical Services - Indianapolis
Associated Lab Samples: 50302637001, 50302637002, 50302637003, 50302637004

METHOD BLANK: 2997823 Matrix: Water
Associated Lab Samples: 50302637001, 50302637002, 50302637003, 50302637004

Parameter	Units	Blank Result	Reporting Limit	Analyzed	Qualifiers
Chloride	mg/L	ND	0.25	11/17/21 01:09	
Fluoride	mg/L	ND	0.10	11/17/21 01:09	
Sulfate	mg/L	ND	0.25	11/17/21 01:09	

LABORATORY CONTROL SAMPLE: 2997824

Parameter	Units	Spike Conc.	LCS Result	LCS % Rec	% Rec Limits	Qualifiers
Chloride	mg/L	1.2	1.1	90	80-120	
Fluoride	mg/L	0.5	0.44	89	80-120	
Sulfate	mg/L	2.5	2.4	96	80-120	

MATRIX SPIKE & MATRIX SPIKE DUPLICATE: 2997825 2997826

Parameter	Units	50302637005 Result	MS Spike Conc.	MSD Spike Conc.	MS Result	MSD Result	MS % Rec	MSD % Rec	% Rec Limits	RPD	Max RPD	Qual
Chloride	mg/L	121	12.5	12.5	131	129	84	64	80-120	2	15	E,M0
Fluoride	mg/L	0.28	0.5	0.5	0.71	0.71	87	87	80-120	0	15	
Sulfate	mg/L	125	25	25	151	148	103	89	80-120	2	15	

Results presented on this page are in the units indicated by the "Units" column except where an alternate unit is presented to the right of the result.

REPORT OF LABORATORY ANALYSIS

This report shall not be reproduced, except in full,
without the written consent of Pace Analytical Services, LLC.

Pace Analytical Services, LLC
7726 Moller Road
Indianapolis, IN 46268
(317)228-3100

QUALITY CONTROL DATA

Project: Eagle Valley P1R2
Pace Project No.: 50302637

QC Batch: 650866
QC Batch Method: EPA 3010
Analysis Method: EPA 6010
Analysis Description: 6010 MET
Laboratory: Pace Analytical Services - Indianapolis
Associated Lab Samples: 50302637001, 50302637002, 50302637003, 50302637004

METHOD BLANK: 2999770 Matrix: Water
Associated Lab Samples: 50302637001, 50302637002, 50302637003, 50302637004

Parameter	Units	Blank Result	Reporting Limit	Analyzed	Qualifiers
Aluminum	ug/L	ND	200	11/22/21 02:26	
Barium	ug/L	ND	10.0	11/22/21 02:26	
Boron	ug/L	ND	100	11/22/21 02:26	
Calcium	ug/L	ND	1000	11/22/21 02:26	
Iron	ug/L	ND	100	11/22/21 02:26	
Lithium	ug/L	ND	20.0	11/22/21 02:26	
Magnesium	ug/L	ND	1000	11/22/21 02:26	
Manganese	ug/L	ND	10.0	11/22/21 02:26	
Molybdenum	ug/L	ND	10.0	11/22/21 02:26	
Potassium	ug/L	ND	1000	11/22/21 02:26	
Silica	ug/L	ND	450	11/22/21 02:26	N2
Sodium	ug/L	ND	1000	11/22/21 02:26	

LABORATORY CONTROL SAMPLE: 2999771

Parameter	Units	Spike Conc.	LCS Result	LCS % Rec	% Rec Limits	Qualifiers
Aluminum	ug/L	5000	5050	101	80-120	
Barium	ug/L	1000	978	98	80-120	
Boron	ug/L	1000	1050	105	80-120	
Calcium	ug/L	5000	5100	102	80-120	
Iron	ug/L	2500	2470	99	80-120	
Lithium	ug/L	1000	1000	100	80-120	
Magnesium	ug/L	5000	4840	97	80-120	
Manganese	ug/L	1000	963	96	80-120	
Molybdenum	ug/L	1000	1000	100	80-120	
Potassium	ug/L	5000	4940	99	80-120	
Silica	ug/L	5350	4920	92	80-120	N2
Sodium	ug/L	5000	4810	96	80-120	

MATRIX SPIKE & MATRIX SPIKE DUPLICATE: 2999772 2999773

Parameter	Units	50302629005 Result	MS Spike Conc.	MSD Spike Conc.	MS Result	MSD Result	MS % Rec	MSD % Rec	% Rec Limits	RPD	Max RPD	Qual
Aluminum	ug/L	ND	5000	5000	5070	5200	98	101	75-125	3	20	
Barium	ug/L	52.0	1000	1000	1020	1030	97	98	75-125	1	20	
Boron	ug/L	424	1000	1000	1420	1440	100	102	75-125	1	20	
Calcium	ug/L	79300	5000	5000	85500	86400	123	141	75-125	1	20	P6

Results presented on this page are in the units indicated by the "Units" column except where an alternate unit is presented to the right of the result.

REPORT OF LABORATORY ANALYSIS

This report shall not be reproduced, except in full,
without the written consent of Pace Analytical Services, LLC.

Pace Analytical Services, LLC
7726 Moller Road
Indianapolis, IN 46268
(317)228-3100

QUALITY CONTROL DATA

Project: Eagle Valley P1R2
Pace Project No.: 50302637

MATRIX SPIKE & MATRIX SPIKE DUPLICATE: 2999772 2999773

Parameter	Units	50302629005 Result	MS Spike Conc.	MSD Spike Conc.	MS Result	MSD Result	MS % Rec	MSD % Rec	% Rec Limits	RPD	Max RPD	Qual
Iron	ug/L	252	2500	2500	2630	2700	95	98	75-125	2	20	
Lithium	ug/L	ND	1000	1000	1050	1060	104	105	75-125	1	20	
Magnesium	ug/L	19400	5000	5000	24400	24800	100	109	75-125	2	20	
Manganese	ug/L	ND	1000	1000	929	955	92	95	75-125	3	20	
Molybdenum	ug/L	ND	1000	1000	988	1010	99	101	75-125	2	20	
Potassium	ug/L	2150	5000	5000	7430	7560	105	108	75-125	2	20	
Silica	ug/L	10500	5350	5350	15700	13800	97	63	75-125	12	20	N2
Sodium	ug/L	28800	5000	5000	34700	34400	118	113	75-125	1	20	

MATRIX SPIKE & MATRIX SPIKE DUPLICATE: 2999774 2999775

Parameter	Units	50302637005 Result	MS Spike Conc.	MSD Spike Conc.	MS Result	MSD Result	MS % Rec	MSD % Rec	% Rec Limits	RPD	Max RPD	Qual
Aluminum	ug/L	ND	5000	5000	5050	5060	99	99	75-125	0	20	
Barium	ug/L	81.7	1000	1000	1030	1040	95	95	75-125	0	20	
Boron	ug/L	358	1000	1000	1360	1350	100	99	75-125	1	20	
Calcium	ug/L	85100	5000	5000	89600	90800	91	114	75-125	1	20	
Iron	ug/L	186	2500	2500	2620	2600	97	97	75-125	1	20	
Lithium	ug/L	83.0	1000	1000	1130	1130	105	105	75-125	0	20	
Magnesium	ug/L	27700	5000	5000	32400	33000	94	105	75-125	2	20	
Manganese	ug/L	110	1000	1000	1050	1050	94	94	75-125	0	20	
Molybdenum	ug/L	86.3	1000	1000	1080	1070	99	99	75-125	1	20	
Potassium	ug/L	8130	5000	5000	13400	13600	105	110	75-125	2	20	
Silica	ug/L	11100	5350	5350	15400	14000	80	54	75-125	9	20	N2
Sodium	ug/L	82600	5000	5000	86200	88000	72	108	75-125	2	20	P6

Results presented on this page are in the units indicated by the "Units" column except where an alternate unit is presented to the right of the result.

REPORT OF LABORATORY ANALYSIS

This report shall not be reproduced, except in full,
without the written consent of Pace Analytical Services, LLC.

Pace Analytical Services, LLC
7726 Moller Road
Indianapolis, IN 46268
(317)228-3100

QUALITY CONTROL DATA

Project: Eagle Valley P1R2
Pace Project No.: 50302637

QC Batch: 651286
QC Batch Method: EPA 3010
Analysis Method: EPA 6010
Analysis Description: 6010 MET Dissolved
Laboratory: Pace Analytical Services - Indianapolis
Associated Lab Samples: 50302637001, 50302637002, 50302637003, 50302637004

METHOD BLANK: 3001676 Matrix: Water
Associated Lab Samples: 50302637001, 50302637002, 50302637003, 50302637004

Parameter	Units	Blank Result	Reporting Limit	Analyzed	Qualifiers
Manganese, Dissolved	ug/L	ND	10.0	11/23/21 02:32	
Molybdenum, Dissolved	ug/L	ND	10.0	11/23/21 02:32	

LABORATORY CONTROL SAMPLE: 3001677

Parameter	Units	Spike Conc.	LCS Result	LCS % Rec	% Rec Limits	Qualifiers
Manganese, Dissolved	ug/L	1000	975	98	80-120	
Molybdenum, Dissolved	ug/L	1000	945	94	80-120	

MATRIX SPIKE & MATRIX SPIKE DUPLICATE: 3001678 3001679

Parameter	Units	50302629005 Result	MS Spike Conc.	MSD Spike Conc.	MS Result	MSD Result	MS % Rec	MSD % Rec	% Rec Limits	RPD	Max RPD	Qual
Manganese, Dissolved	ug/L	ND	1000	1000	942	958	94	95	75-125	2	20	
Molybdenum, Dissolved	ug/L	ND	1000	1000	948	969	95	97	75-125	2	20	

MATRIX SPIKE & MATRIX SPIKE DUPLICATE: 3001680 3001681

Parameter	Units	50302637005 Result	MS Spike Conc.	MSD Spike Conc.	MS Result	MSD Result	MS % Rec	MSD % Rec	% Rec Limits	RPD	Max RPD	Qual
Manganese, Dissolved	ug/L	108	1000	1000	1040	1110	94	100	75-125	6	20	
Molybdenum, Dissolved	ug/L	81.8	1000	1000	1040	1040	96	95	75-125	0	20	

Results presented on this page are in the units indicated by the "Units" column except where an alternate unit is presented to the right of the result.

REPORT OF LABORATORY ANALYSIS

This report shall not be reproduced, except in full,
without the written consent of Pace Analytical Services, LLC.

Pace Analytical Services, LLC
7726 Moller Road
Indianapolis, IN 46268
(317)228-3100

QUALITY CONTROL DATA

Project: Eagle Valley P1R2
Pace Project No.: 50302637

QC Batch: 650127
QC Batch Method: EPA 200.2
Analysis Method: EPA 6020
Analysis Description: 6020 MET
Laboratory: Pace Analytical Services - Indianapolis
Associated Lab Samples: 50302637001, 50302637002, 50302637003, 50302637004

METHOD BLANK: 2996438 Matrix: Water
Associated Lab Samples: 50302637001, 50302637002, 50302637003, 50302637004

Parameter	Units	Blank Result	Reporting Limit	Analyzed	Qualifiers
Antimony	ug/L	ND	1.0	11/14/21 20:58	
Arsenic	ug/L	ND	1.0	11/14/21 20:58	
Cobalt	ug/L	ND	1.0	11/14/21 20:58	
Selenium	ug/L	ND	1.0	11/14/21 20:58	

LABORATORY CONTROL SAMPLE: 2996439

Parameter	Units	Spike Conc.	LCS Result	LCS % Rec	% Rec Limits	Qualifiers
Antimony	ug/L	40	38.9	97	80-120	
Arsenic	ug/L	40	35.3	88	80-120	
Cobalt	ug/L	40	37.5	94	80-120	
Selenium	ug/L	40	35.5	89	80-120	

MATRIX SPIKE & MATRIX SPIKE DUPLICATE: 2996440 2996441

Parameter	Units	50301772001 Result	MS Spike Conc.	MSD Spike Conc.	MS Result	MSD Result	MS % Rec	MSD % Rec	% Rec Limits	RPD	Max RPD	Qual
Antimony	ug/L	ND	40	40	39.7	39.1	99	97	75-125	2	20	
Arsenic	ug/L	0.011 mg/L	40	40	45.5	45.5	86	86	75-125	0	20	
Cobalt	ug/L	ND	40	40	35.4	35.6	88	88	75-125	1	20	
Selenium	ug/L	ND	40	40	34.8	35.1	87	88	75-125	1	20	

MATRIX SPIKE & MATRIX SPIKE DUPLICATE: 2996442 2996443

Parameter	Units	50302637005 Result	MS Spike Conc.	MSD Spike Conc.	MS Result	MSD Result	MS % Rec	MSD % Rec	% Rec Limits	RPD	Max RPD	Qual
Antimony	ug/L	ND	40	40	39.4	40.4	98	101	75-125	2	20	
Arsenic	ug/L	ND	40	40	34.7	34.4	85	85	75-125	1	20	
Cobalt	ug/L	ND	40	40	34.6	35.1	85	86	75-125	1	20	
Selenium	ug/L	ND	40	40	34.7	34.9	86	87	75-125	1	20	

Results presented on this page are in the units indicated by the "Units" column except where an alternate unit is presented to the right of the result.

REPORT OF LABORATORY ANALYSIS

This report shall not be reproduced, except in full,
without the written consent of Pace Analytical Services, LLC.

Pace Analytical Services, LLC
7726 Moller Road
Indianapolis, IN 46268
(317)228-3100

QUALITY CONTROL DATA

Project: Eagle Valley P1R2
Pace Project No.: 50302637

QC Batch: 650884 | Analysis Method: SM 2320B
QC Batch Method: SM 2320B | Analysis Description: 2320B Alkalinity
Laboratory: Pace Analytical Services - Indianapolis
Associated Lab Samples: 50302637001, 50302637002, 50302637003, 50302637004

METHOD BLANK: 2999817 Matrix: Water
Associated Lab Samples: 50302637001, 50302637002, 50302637003, 50302637004

Parameter	Units	Blank Result	Reporting Limit	Analyzed	Qualifiers
Alkalinity, Total as CaCO3	mg/L	ND	2.0	11/17/21 12:02	
Alkalinity,Bicarbonate (CaCO3)	mg/L	ND	2.0	11/17/21 12:02	
Alkalinity,Carbonate (CaCO3)	mg/L	ND	2.0	11/17/21 12:02	

LABORATORY CONTROL SAMPLE: 2999818

Parameter	Units	Spike Conc.	LCS Result	LCS % Rec	% Rec Limits	Qualifiers
Alkalinity, Total as CaCO3	mg/L	50	49.2	98	90-110	

SAMPLE DUPLICATE: 2999819

Parameter	Units	50302535001 Result	Dup Result	RPD	Max RPD	Qualifiers
Alkalinity, Total as CaCO3	mg/L	329	372	12	20	
Alkalinity,Bicarbonate (CaCO3)	mg/L	329	372	12	20	
Alkalinity,Carbonate (CaCO3)	mg/L	ND	ND		20	

SAMPLE DUPLICATE: 2999820

Parameter	Units	50302637005 Result	Dup Result	RPD	Max RPD	Qualifiers
Alkalinity, Total as CaCO3	mg/L	215	219	2	20	
Alkalinity,Bicarbonate (CaCO3)	mg/L	215	219	2	20	
Alkalinity,Carbonate (CaCO3)	mg/L	ND	ND		20	

Results presented on this page are in the units indicated by the "Units" column except where an alternate unit is presented to the right of the result.

REPORT OF LABORATORY ANALYSIS

This report shall not be reproduced, except in full,
without the written consent of Pace Analytical Services, LLC.

Pace Analytical Services, LLC
7726 Moller Road
Indianapolis, IN 46268
(317)228-3100

QUALITY CONTROL DATA

Project: Eagle Valley P1R2
Pace Project No.: 50302637

QC Batch: 650317
QC Batch Method: SM 2540C
Analysis Method: SM 2540C
Analysis Description: 2540C Total Dissolved Solids
Laboratory: Pace Analytical Services - Indianapolis
Associated Lab Samples: 50302637001, 50302637002

METHOD BLANK: 2997680 Matrix: Water
Associated Lab Samples: 50302637001, 50302637002

Parameter	Units	Blank Result	Reporting Limit	Analyzed	Qualifiers
Total Dissolved Solids	mg/L	ND	10.0	11/15/21 06:50	

LABORATORY CONTROL SAMPLE: 2997681

Parameter	Units	Spike Conc.	LCS Result	LCS % Rec	% Rec Limits	Qualifiers
Total Dissolved Solids	mg/L	300	294	98	80-120	

SAMPLE DUPLICATE: 2997682

Parameter	Units	50302631005 Result	Dup Result	RPD	Max RPD	Qualifiers
Total Dissolved Solids	mg/L	189000	190000	0	10	1d

SAMPLE DUPLICATE: 2997683

Parameter	Units	50302631006 Result	Dup Result	RPD	Max RPD	Qualifiers
Total Dissolved Solids	mg/L	176000	169000	4	10	1d

Results presented on this page are in the units indicated by the "Units" column except where an alternate unit is presented to the right of the result.

REPORT OF LABORATORY ANALYSIS

This report shall not be reproduced, except in full,
without the written consent of Pace Analytical Services, LLC.

Pace Analytical Services, LLC
7726 Moller Road
Indianapolis, IN 46268
(317)228-3100

QUALITY CONTROL DATA

Project: Eagle Valley P1R2
Pace Project No.: 50302637

QC Batch: 650318
QC Batch Method: SM 2540C
Analysis Method: SM 2540C
Analysis Description: 2540C Total Dissolved Solids
Laboratory: Pace Analytical Services - Indianapolis
Associated Lab Samples: 50302637003, 50302637004

METHOD BLANK: 2997684 Matrix: Water
Associated Lab Samples: 50302637003, 50302637004

Parameter	Units	Blank Result	Reporting Limit	Analyzed	Qualifiers
Total Dissolved Solids	mg/L	ND	10.0	11/15/21 06:58	

LABORATORY CONTROL SAMPLE: 2997685

Parameter	Units	Spike Conc.	LCS Result	LCS % Rec	% Rec Limits	Qualifiers
Total Dissolved Solids	mg/L	300	298	99	80-120	

SAMPLE DUPLICATE: 2997686

Parameter	Units	50302637003 Result	Dup Result	RPD	Max RPD	Qualifiers
Total Dissolved Solids	mg/L	738	722	2	10	

SAMPLE DUPLICATE: 2997687

Parameter	Units	50302637005 Result	Dup Result	RPD	Max RPD	Qualifiers
Total Dissolved Solids	mg/L	582	572	2	10	

Results presented on this page are in the units indicated by the "Units" column except where an alternate unit is presented to the right of the result.

REPORT OF LABORATORY ANALYSIS

This report shall not be reproduced, except in full,
without the written consent of Pace Analytical Services, LLC.

Pace Analytical Services, LLC
7726 Moller Road
Indianapolis, IN 46268
(317)228-3100

QUALITY CONTROL DATA

Project: Eagle Valley P1R2
Pace Project No.: 50302637

QC Batch: 650491
QC Batch Method: SM 4500-H+B
Analysis Method: SM 4500-H+B
Analysis Description: 4500H+B pH
Laboratory: Pace Analytical Services - Indianapolis
Associated Lab Samples: 50302637001, 50302637002, 50302637003, 50302637004

SAMPLE DUPLICATE: 2998180

Parameter	Units	50302637005 Result	Dup Result	RPD	Max RPD	Qualifiers
pH at 25 Degrees C	Std. Units	7.3	7.4	1	2	H3

SAMPLE DUPLICATE: 2998181

Parameter	Units	50302629005 Result	Dup Result	RPD	Max RPD	Qualifiers
pH at 25 Degrees C	Std. Units	7.3	7.3	0	2	H3

Results presented on this page are in the units indicated by the "Units" column except where an alternate unit is presented to the right of the result.

REPORT OF LABORATORY ANALYSIS

This report shall not be reproduced, except in full,
without the written consent of Pace Analytical Services, LLC.

Pace Analytical Services, LLC
7726 Moller Road
Indianapolis, IN 46268
(317)228-3100

QUALITY CONTROL DATA

Project: Eagle Valley P1R2
Pace Project No.: 50302637

QC Batch: 650898
QC Batch Method: SM 4500-S2-D
Analysis Method: SM 4500-S2-D
Analysis Description: 4500S2D Sulfide Water
Laboratory: Pace Analytical Services - Indianapolis
Associated Lab Samples: 50302637001, 50302637002, 50302637003, 50302637004

METHOD BLANK: 2999876 Matrix: Water
Associated Lab Samples: 50302637001, 50302637002, 50302637003, 50302637004

Parameter	Units	Blank Result	Reporting Limit	Analyzed	Qualifiers
Sulfide	mg/L	ND	0.10	11/17/21 13:31	

LABORATORY CONTROL SAMPLE: 2999877

Parameter	Units	Spike Conc.	LCS Result	LCS % Rec	% Rec Limits	Qualifiers
Sulfide	mg/L	0.5	0.52	104	90-110	

MATRIX SPIKE & MATRIX SPIKE DUPLICATE: 2999878 2999879

Parameter	Units	50302637005 Result	MS Spike Conc.	MSD Spike Conc.	MS Result	MSD Result	MS % Rec	MSD % Rec	% Rec Limits	RPD	Max RPD	Qual
Sulfide	mg/L	ND	0.5	0.5	0.45	0.44	89	86	90-110	4	20	M3

MATRIX SPIKE SAMPLE: 2999880

Parameter	Units	50302714001 Result	Spike Conc.	MS Result	MS % Rec	% Rec Limits	Qualifiers
Sulfide	mg/L	ND	0.5	0.18	36	90-110	M0

Results presented on this page are in the units indicated by the "Units" column except where an alternate unit is presented to the right of the result.

REPORT OF LABORATORY ANALYSIS

This report shall not be reproduced, except in full,
without the written consent of Pace Analytical Services, LLC.

Pace Analytical Services, LLC
7726 Moller Road
Indianapolis, IN 46268
(317)228-3100

QUALITY CONTROL DATA

Project: Eagle Valley P1R2
Pace Project No.: 50302637

QC Batch: 649952
QC Batch Method: EPA 353.2
Analysis Method: EPA 353.2
Analysis Description: 353.2 Nitrate + Nitrite, Unpres.
Laboratory: Pace Analytical Services - Indianapolis
Associated Lab Samples: 50302637001, 50302637002, 50302637003, 50302637004

METHOD BLANK: 2995335 Matrix: Water
Associated Lab Samples: 50302637001, 50302637002, 50302637003, 50302637004

Parameter	Units	Blank Result	Reporting Limit	Analyzed	Qualifiers
Nitrogen, Nitrate	mg/L	ND	0.10	11/11/21 18:15	
Nitrogen, Nitrite	mg/L	ND	0.10	11/11/21 18:15	

LABORATORY CONTROL SAMPLE: 2995336

Parameter	Units	Spike Conc.	LCS Result	LCS % Rec	% Rec Limits	Qualifiers
Nitrogen, Nitrate	mg/L	1	1.0	103	90-110	
Nitrogen, Nitrite	mg/L	1	1.1	107	90-110	

MATRIX SPIKE & MATRIX SPIKE DUPLICATE: 2995337 2995338

Parameter	Units	50302629005 Result	MS Spike Conc.	MSD Spike Conc.	MS Result	MSD Result	MS % Rec	MSD % Rec	% Rec Limits	RPD	Max RPD	Qual
Nitrogen, Nitrate	mg/L	0.75	1	1	1.8	1.9	110	112	90-110	1	20	
Nitrogen, Nitrite	mg/L	ND	1	1	1.1	1.1	113	113	90-110	0	20	M3

MATRIX SPIKE & MATRIX SPIKE DUPLICATE: 2995396 2995397

Parameter	Units	50302637005 Result	MS Spike Conc.	MSD Spike Conc.	MS Result	MSD Result	MS % Rec	MSD % Rec	% Rec Limits	RPD	Max RPD	Qual
Nitrogen, Nitrate	mg/L	ND	1	1	1.1	1.1	106	108	90-110	2	20	
Nitrogen, Nitrite	mg/L	ND	1	1	1.1	1.1	111	111	90-110	0	20	M3

Results presented on this page are in the units indicated by the "Units" column except where an alternate unit is presented to the right of the result.

REPORT OF LABORATORY ANALYSIS

This report shall not be reproduced, except in full,
without the written consent of Pace Analytical Services, LLC.

Pace Analytical Services, LLC
7726 Moller Road
Indianapolis, IN 46268
(317)228-3100

QUALITY CONTROL DATA

Project: Eagle Valley P1R2
Pace Project No.: 50302637

QC Batch: 652580 | Analysis Method: SM 5310C
QC Batch Method: SM 5310C | Analysis Description: 5310C Total Organic Carbon
Laboratory: Pace Analytical Services - Indianapolis
Associated Lab Samples: 50302637001, 50302637002, 50302637003, 50302637004

METHOD BLANK: 3007515 Matrix: Water
Associated Lab Samples: 50302637001, 50302637002, 50302637003, 50302637004

Parameter	Units	Blank Result	Reporting Limit	Analyzed	Qualifiers
Total Organic Carbon	mg/L	ND	1.0	11/27/21 20:52	

LABORATORY CONTROL SAMPLE: 3007516

Parameter	Units	Spike Conc.	LCS Result	LCS % Rec	% Rec Limits	Qualifiers
Total Organic Carbon	mg/L	10	9.6	96	90-110	

MATRIX SPIKE & MATRIX SPIKE DUPLICATE: 3007517 3007518

Parameter	Units	50302629005 Result	MS Spike Conc.	MSD Spike Conc.	MS Result	MSD Result	MS % Rec	MSD % Rec	% Rec Limits	RPD	Max RPD	Qual
Total Organic Carbon	mg/L	ND	10	10	10.5	10.2	99	96	80-120	3	20	

MATRIX SPIKE & MATRIX SPIKE DUPLICATE: 3007519 3007520

Parameter	Units	50302637005 Result	MS Spike Conc.	MSD Spike Conc.	MS Result	MSD Result	MS % Rec	MSD % Rec	% Rec Limits	RPD	Max RPD	Qual
Total Organic Carbon	mg/L	ND	10	10	10.6	10.5	96	95	80-120	1	20	

Results presented on this page are in the units indicated by the "Units" column except where an alternate unit is presented to the right of the result.

REPORT OF LABORATORY ANALYSIS

This report shall not be reproduced, except in full,
without the written consent of Pace Analytical Services, LLC.

Pace Analytical Services, LLC
7726 Moller Road
Indianapolis, IN 46268
(317)228-3100

QUALITY CONTROL DATA

Project: Eagle Valley P1R2
Pace Project No.: 50302637

QC Batch: 652604 | Analysis Method: SM 5310C
QC Batch Method: SM 5310C | Analysis Description: 5310C Dissolved Organic Carbon
Laboratory: Pace Analytical Services - Indianapolis
Associated Lab Samples: 50302637001, 50302637002, 50302637003, 50302637004

METHOD BLANK: 3007560 Matrix: Water
Associated Lab Samples: 50302637001, 50302637002, 50302637003, 50302637004

Parameter	Units	Blank Result	Reporting Limit	Analyzed	Qualifiers
Dissolved Organic Carbon	mg/L	ND	1.0	11/28/21 20:24	

LABORATORY CONTROL SAMPLE: 3007561

Parameter	Units	Spike Conc.	LCS Result	LCS % Rec	% Rec Limits	Qualifiers
Dissolved Organic Carbon	mg/L	10	10.3	103	90-110	

MATRIX SPIKE & MATRIX SPIKE DUPLICATE: 3007562 3007563

Parameter	Units	50302629005 Result	MS Spike Conc.	MSD Spike Conc.	MS Result	MSD Result	MS % Rec	MSD % Rec	% Rec Limits	RPD	Max RPD	Qual
Dissolved Organic Carbon	mg/L	ND	10	10	11.1	11.1	104	104	80-120	0	20	

MATRIX SPIKE & MATRIX SPIKE DUPLICATE: 3007564 3007565

Parameter	Units	50302637005 Result	MS Spike Conc.	MSD Spike Conc.	MS Result	MSD Result	MS % Rec	MSD % Rec	% Rec Limits	RPD	Max RPD	Qual
Dissolved Organic Carbon	mg/L	ND	10	10	11.8	11.6	109	107	80-120	2	20	

Results presented on this page are in the units indicated by the "Units" column except where an alternate unit is presented to the right of the result.

REPORT OF LABORATORY ANALYSIS

This report shall not be reproduced, except in full,
without the written consent of Pace Analytical Services, LLC.

Pace Analytical Services, LLC
7726 Moller Road
Indianapolis, IN 46268
(317)228-3100

ANALYTICAL RESULTS - RADIOCHEMISTRY

Project: Eagle Valley P1R2
Pace Project No.: 50302637

Sample: MW-18S **Lab ID: 50302637001** Collected: 11/10/21 12:10 Received: 11/11/21 15:15 Matrix: Water
PWS: Site ID: Sample Type:

Parameters	Method	Act ± Unc (MDC) Carr Trac	Units	Analyzed	CAS No.	Qual
	Pace Analytical Services - Greensburg					
Radium-226	EPA 903.1	**0.115 ± 0.263 (0.156) C:NA T:93%**	pCi/L	12/15/21 16:35	13982-63-3	
	Pace Analytical Services - Greensburg					
Radium-228	EPA 904.0	**0.437 ± 0.341 (0.669) C:76% T:91%**	pCi/L	12/20/21 14:53	15262-20-1	
	Pace Analytical Services - Greensburg					
Total Radium	Total Radium Calculation	**0.552 ± 0.604 (0.825)**	pCi/L	12/21/21 09:26	7440-14-4	

This report shall not be reproduced, except in full,
without the written consent of Pace Analytical Services, LLC.

Pace Analytical Services, LLC
7726 Moller Road
Indianapolis, IN 46268
(317)228-3100

ANALYTICAL RESULTS - RADIOCHEMISTRY

Project: Eagle Valley P1R2
Pace Project No.: 50302637

Sample: MW-18I **Lab ID: 50302637002** Collected: 11/10/21 11:13 Received: 11/11/21 15:15 Matrix: Water
PWS: Site ID: Sample Type:

Parameters	Method	Act ± Unc (MDC) Carr Trac	Units	Analyzed	CAS No.	Qual
	Pace Analytical Services - Greensburg					
Radium-226	EPA 903.1	**0.567 ± 0.415 (0.464) C:NA T:88%**	pCi/L	12/15/21 16:35	13982-63-3	
	Pace Analytical Services - Greensburg					
Radium-228	EPA 904.0	**0.129 ± 0.332 (0.743) C:78% T:83%**	pCi/L	12/20/21 14:53	15262-20-1	
	Pace Analytical Services - Greensburg					
Total Radium	Total Radium Calculation	**0.696 ± 0.747 (1.21)**	pCi/L	12/21/21 09:26	7440-14-4	

This report shall not be reproduced, except in full,
without the written consent of Pace Analytical Services, LLC.

Pace Analytical Services, LLC
7726 Moller Road
Indianapolis, IN 46268
(317)228-3100

ANALYTICAL RESULTS - RADIOCHEMISTRY

Project: Eagle Valley P1R2
Pace Project No.: 50302637

Sample: MW-18D **Lab ID: 50302637003** Collected: 11/10/21 09:57 Received: 11/11/21 15:15 Matrix: Water
PWS: Site ID: Sample Type:

Parameters	Method	Act ± Unc (MDC) Carr Trac	Units	Analyzed	CAS No.	Qual
	Pace Analytical Services - Greensburg					
Radium-226	EPA 903.1	**0.762 ± 0.440 (0.172) C:NA T:91%**	pCi/L	12/15/21 16:35	13982-63-3	
	Pace Analytical Services - Greensburg					
Radium-228	EPA 904.0	**0.500 ± 0.383 (0.751) C:73% T:87%**	pCi/L	12/20/21 14:53	15262-20-1	
	Pace Analytical Services - Greensburg					
Total Radium	Total Radium Calculation	**1.26 ± 0.823 (0.923)**	pCi/L	12/21/21 09:26	7440-14-4	

This report shall not be reproduced, except in full,
without the written consent of Pace Analytical Services, LLC.

Pace Analytical Services, LLC
7726 Moller Road
Indianapolis, IN 46268
(317)228-3100

ANALYTICAL RESULTS - RADIOCHEMISTRY

Project: Eagle Valley P1R2
Pace Project No.: 50302637

Sample: DUP 2 **Lab ID: 50302637004** Collected: 11/10/21 00:00 Received: 11/11/21 15:15 Matrix: Water
PWS: Site ID: Sample Type:

Comments: • 11/20/21 @ 15:46 - Added 2.5ml HNO3 to Rad bottle prior to analysis. pH <2.

Parameters	Method	Act ± Unc (MDC) Carr Trac	Units	Analyzed	CAS No.	Qual
	Pace Analytical Services - Greensburg					
Radium-226	EPA 903.1	**0.720 ± 0.549 (0.781) C:NA T:91%**	pCi/L	12/15/21 16:35	13982-63-3	
	Pace Analytical Services - Greensburg					
Radium-228	EPA 904.0	**0.832 ± 0.445 (0.798) C:77% T:85%**	pCi/L	12/20/21 14:53	15262-20-1	
	Pace Analytical Services - Greensburg					
Total Radium	Total Radium Calculation	**1.55 ± 0.994 (1.58)**	pCi/L	12/21/21 09:26	7440-14-4	

This report shall not be reproduced, except in full,
without the written consent of Pace Analytical Services, LLC.

Pace Analytical Services, LLC
7726 Moller Road
Indianapolis, IN 46268
(317)228-3100

QUALITY CONTROL - RADIOCHEMISTRY

Project: Eagle Valley P1R2
Pace Project No.: 50302637

QC Batch: 473919
QC Batch Method: EPA 903.1
Analysis Method: EPA 903.1
Analysis Description: 903.1 Radium-226
Laboratory: Pace Analytical Services - Greensburg
Associated Lab Samples: 50302637001, 50302637002, 50302637003, 50302637004

METHOD BLANK: 2289371 Matrix: Water
Associated Lab Samples: 50302637001, 50302637002, 50302637003, 50302637004

Parameter	Act ± Unc (MDC) Carr Trac	Units	Analyzed	Qualifiers
Radium-226	0.000 ± 0.177 (0.285) C:NA T:96%	pCi/L	12/15/21 16:35	

Results presented on this page are in the units indicated by the "Units" column except where an alternate unit is presented to the right of the result.

REPORT OF LABORATORY ANALYSIS

This report shall not be reproduced, except in full,
without the written consent of Pace Analytical Services, LLC.

Pace Analytical Services, LLC
7726 Moller Road
Indianapolis, IN 46268
(317)228-3100

QUALITY CONTROL - RADIOCHEMISTRY

Project: Eagle Valley P1R2
Pace Project No.: 50302637

QC Batch: 473921
QC Batch Method: EPA 904.0
Analysis Method: EPA 904.0
Analysis Description: 904.0 Radium 228
Laboratory: Pace Analytical Services - Greensburg
Associated Lab Samples: 50302637001, 50302637002, 50302637003, 50302637004

METHOD BLANK: 2289374 Matrix: Water
Associated Lab Samples: 50302637001, 50302637002, 50302637003, 50302637004

Parameter	Act ± Unc (MDC) Carr Trac	Units	Analyzed	Qualifiers
Radium-228	-0.0598 ± 0.264 (0.636) C:79% T:87%	pCi/L	12/20/21 14:47	

Results presented on this page are in the units indicated by the "Units" column except where an alternate unit is presented to the right of the result.

REPORT OF LABORATORY ANALYSIS

This report shall not be reproduced, except in full,
without the written consent of Pace Analytical Services, LLC.

Pace Analytical Services, LLC
7726 Moller Road
Indianapolis, IN 46268
(317)228-3100

QUALIFIERS

Project: Eagle Valley P1R2
Pace Project No.: 50302637

DEFINITIONS

DF - Dilution Factor, if reported, represents the factor applied to the reported data due to dilution of the sample aliquot.

ND - Not Detected at or above adjusted reporting limit.

TNTC - Too Numerous To Count

J - Estimated concentration above the adjusted method detection limit and below the adjusted reporting limit.

MDL - Adjusted Method Detection Limit.

PQL - Practical Quantitation Limit.

RL - Reporting Limit - The lowest concentration value that meets project requirements for quantitative data with known precision and bias for a specific analyte in a specific matrix.

S - Surrogate

1,2-Diphenylhydrazine decomposes to and cannot be separated from Azobenzene using Method 8270. The result for each analyte is a combined concentration.

Consistent with EPA guidelines, unrounded data are displayed and have been used to calculate % recovery and RPD values.

LCS(D) - Laboratory Control Sample (Duplicate)

MS(D) - Matrix Spike (Duplicate)

DUP - Sample Duplicate

RPD - Relative Percent Difference

NC - Not Calculable.

SG - Silica Gel - Clean-Up

U - Indicates the compound was analyzed for, but not detected.

N-Nitrosodiphenylamine decomposes and cannot be separated from Diphenylamine using Method 8270. The result reported for each analyte is a combined concentration.

Reported results are not rounded until the final step prior to reporting. Therefore, calculated parameters that are typically reported as "Total" may vary slightly from the sum of the reported component parameters.

Act - Activity

Unc - Uncertainty: SDWA = 1.96 sigma count uncertainty, all other matrices = Expanded Uncertainty (95% confidence interval). Gamma Spec = Expanded Uncertainty (95.4% Confidence Interval)

(MDC) - Minimum Detectable Concentration

Trac - Tracer Recovery (%)

Carr - Carrier Recovery (%)

Pace Analytical is TNI accredited. Contact your Pace PM for the current list of accredited analytes.

TNI - The NELAC Institute.

ANALYTE QUALIFIERS

1d	The mass of dried residue obtained exceeded the test method requirements using the minimum amount of sample volume.
E	Analyte concentration exceeded the calibration range. The reported result is estimated.
H3	Sample was received or analysis requested beyond the recognized method holding time.
M0	Matrix spike recovery and/or matrix spike duplicate recovery was outside laboratory control limits.
M3	Matrix spike recovery was outside laboratory control limits due to matrix interferences.
N2	The lab does not hold NELAC/TNI accreditation for this parameter but other accreditations/certifications may apply. A complete list of accreditations/certifications is available upon request.
P6	Matrix spike recovery was outside laboratory control limits due to a parent sample concentration notably higher than the spike level.

This report shall not be reproduced, except in full,
without the written consent of Pace Analytical Services, LLC.

Pace Analytical Services, LLC
7726 Moller Road
Indianapolis, IN 46268
(317)228-3100

QUALITY CONTROL DATA CROSS REFERENCE TABLE

Project: Eagle Valley P1R2
Pace Project No.: 50302637

Lab ID	Sample ID	QC Batch Method	QC Batch	Analytical Method	Analytical Batch
50302637001	**MW-18S**	EPA 9056	650381		
50302637002	**MW-18I**	EPA 9056	650381		
50302637003	**MW-18D**	EPA 9056	650381		
50302637004	**DUP 2**	EPA 9056	650381		
50302637001	**MW-18S**	EPA 3010	650866	EPA 6010	651850
50302637002	**MW-18I**	EPA 3010	650866	EPA 6010	651850
50302637003	**MW-18D**	EPA 3010	650866	EPA 6010	651850
50302637004	**DUP 2**	EPA 3010	650866	EPA 6010	651850
50302637001	**MW-18S**	EPA 3010	651286	EPA 6010	652081
50302637002	**MW-18I**	EPA 3010	651286	EPA 6010	652081
50302637003	**MW-18D**	EPA 3010	651286	EPA 6010	652081
50302637004	**DUP 2**	EPA 3010	651286	EPA 6010	652081
50302637001	**MW-18S**	EPA 200.2	650127	EPA 6020	650258
50302637002	**MW-18I**	EPA 200.2	650127	EPA 6020	650258
50302637003	**MW-18D**	EPA 200.2	650127	EPA 6020	650258
50302637004	**DUP 2**	EPA 200.2	650127	EPA 6020	650258
50302637001	**MW-18S**	EPA 903.1	473919		
50302637002	**MW-18I**	EPA 903.1	473919		
50302637003	**MW-18D**	EPA 903.1	473919		
50302637004	**DUP 2**	EPA 903.1	473919		
50302637001	**MW-18S**	EPA 904.0	473921		
50302637002	**MW-18I**	EPA 904.0	473921		
50302637003	**MW-18D**	EPA 904.0	473921		
50302637004	**DUP 2**	EPA 904.0	473921		
50302637001	**MW-18S**	Total Radium Calculation	476968		
50302637002	**MW-18I**	Total Radium Calculation	476968		
50302637003	**MW-18D**	Total Radium Calculation	476968		
50302637004	**DUP 2**	Total Radium Calculation	476968		
50302637001	**MW-18S**	SM 2320B	650884		
50302637002	**MW-18I**	SM 2320B	650884		
50302637003	**MW-18D**	SM 2320B	650884		
50302637004	**DUP 2**	SM 2320B	650884		
50302637001	**MW-18S**	SM 2540C	650317		
50302637002	**MW-18I**	SM 2540C	650317		
50302637003	**MW-18D**	SM 2540C	650318		
50302637004	**DUP 2**	SM 2540C	650318		
50302637001	**MW-18S**	SM 4500-H+B	650491		
50302637002	**MW-18I**	SM 4500-H+B	650491		
50302637003	**MW-18D**	SM 4500-H+B	650491		
50302637004	**DUP 2**	SM 4500-H+B	650491		
50302637001	**MW-18S**	SM 4500-S2-D	650898		
50302637002	**MW-18I**	SM 4500-S2-D	650898		
50302637003	**MW-18D**	SM 4500-S2-D	650898		

This report shall not be reproduced, except in full,
without the written consent of Pace Analytical Services, LLC.

Pace Analytical Services, LLC
7726 Moller Road
Indianapolis, IN 46268
(317)228-3100

QUALITY CONTROL DATA CROSS REFERENCE TABLE

Project: Eagle Valley P1R2
Pace Project No.: 50302637

Lab ID	Sample ID	QC Batch Method	QC Batch	Analytical Method	Analytical Batch
50302637004	**DUP 2**	SM 4500-S2-D	650898		
50302637001	**MW-18S**	EPA 353.2	649952		
50302637002	**MW-18I**	EPA 353.2	649952		
50302637003	**MW-18D**	EPA 353.2	649952		
50302637004	**DUP 2**	EPA 353.2	649952		
50302637001	**MW-18S**	SM 5310C	652580		
50302637002	**MW-18I**	SM 5310C	652580		
50302637003	**MW-18D**	SM 5310C	652580		
50302637004	**DUP 2**	SM 5310C	652580		
50302637001	**MW-18S**	SM 5310C	652604		
50302637002	**MW-18I**	SM 5310C	652604		
50302637003	**MW-18D**	SM 5310C	652604		
50302637004	**DUP 2**	SM 5310C	652604		

This report shall not be reproduced, except in full,
without the written consent of Pace Analytical Services, LLC.

WO# : 50302637

50302637

CHAIN-OF-CUSTODY / Analytical Request Document

The Chain-of-Custody is a LEGAL DOCUMENT. All relevant fields must be completed accurately.

Page : 2 Of 2

Section A Required Client Information:	Section B Required Project Information:	Section C Invoice Information:
Company: ATC Group Services	Report To: Mark Breting	Attention:
Address: 7988 Centerpoint Drive	Copy To:	Company Name:
Indianapolis, IN 46256		Address:
Email: mark.breting@atcassociates.com	Purchase Order #:	Pace Quote:
Phone: NONE Fax:	Project Name: Eagle Valley Profile 1 Report 2	Pace Project Manager: hayden.putt@pacelabs.com
Requested Due Date:	Project #:	Pace Profile #: 6246 Line 29

Regulatory Agency
State / Location
IN

MATRIX CODE: Drinking Water DW; Water WT; Waste Water WW; Product P; Soil/Solid SL; Oil OL; Wipe WP; Air AR; Other OT; Tissue TS

ITEM #	SAMPLE ID (One Character per box. (A-Z, 0-9 / , -) Sample Ids must be unique)	MATRIX CODE (see valid codes to left)	SAMPLE TYPE (G=GRAB C=COMP)	COLLECTED START DATE	COLLECTED START TIME	COLLECTED END DATE	COLLECTED END TIME	SAMPLE TEMP AT COLLECTION	# OF CONTAINERS	Preservatives: Unpreserved	H2SO4	HNO3	HCl	NaOH + ZnAcetate	Na2S2O3	Methanol	Other	Analyses Test Y/N	TDS/ NO3,NO2-Wet	(Cl, F, SO4) IC	Metals, Total*	Metals Diss. Field Filtered** (Y)	Rad-228	Rad-226	Alkalinity, Ferrous Iron, pH	TOC by 5310C	DOC by 5310C (Y)	Sulfide	Phosphate	Residual Chlorine (Y/N)
13	MW-18S	WT				11/10/21	1210		11	3	3	4		1					X	X	X	X	X	X	X	X	X	X	X	
14	MW-18I	WT				11/10/21	1113		11	3	3	4		1					X	X	X	X	X	X	X	X	X	X	X	
15	MW-18D	WT				11/10/21	0957		11	3	3	4		1					X	X	X	X	X	X	X	X	X	X	X	
16	MW-19S	WT							11	3	3	4		1					X	X	X	X	X	X	X	X	X	X	X	
17	MW-19I	WT							11	3	3	4		1					X	X	X	X	X	X	X	X	X	X	X	
18	MW-19D	WT							11	3	3	4		1					X	X	X	X	X	X	X	X	X	X	X	
19	DUP 2	WT				11/10/21	0000		11	3	3	4		1					X	X	X	X	X	X	X	X	X	X	X	
20	FIELD BLANK 2	WT							9	2	2	4		1					X	X	X	X	X	X	X	X	X	X	X	
21	MS 2	WT							11	3	3	4		1					X	X	X	X	X	X	X	X	X	X	X	
22	MSD 2	WT							11	3	3	4		1					X	X	X	X	X	X	X	X	X	X	X	
23																														
24																														

ADDITIONAL COMMENTS	RELINQUISHED BY / AFFILIATION	DATE	TIME	ACCEPTED BY / AFFILIATION	DATE	TIME	SAMPLE CONDITIONS
* Metals: 6010 (Al, Ba, B, Fe, Mn, Mo, Ca, Mg, Na, K, Li, SiO2)	Mark Breting / ATC	11/11/21	0840 am	[signature] PAC	11/11	1445	
6020 (Co, As, Se, Sb)	[signature] PAC	11/11	1515	[signature]	11/11/21	1515	SEE SCUR
** Dissolved FF 6010 (Mo, Mn)							
Alkalinity = (Total , Bicarb & Carb)							

SAMPLER NAME AND SIGNATURE	
PRINT Name of SAMPLER: MARK BRETING	
SIGNATURE of SAMPLER: Mark Breting	DATE Signed: 11/11/21

TEMP in C	Received on Ice (Y/N)	Custody Sealed Cooler (Y/N)	Samples Intact (Y/N)

Pace Analytical®
WWW.PACELABS.COM

CHAIN-OF-CUSTODY / Analytical Request Document

The Chain-of-Custody is a LEGAL DOCUMENT. All relevant fields must be completed accurately.

Section A Required Client Information:	Section B Required Project Information:	Section C Invoice Information:
Company: ATC Group Services	Report To: Mark Breting	Attention:
Address: 7988 Centerpoint Drive	Copy To:	Company Name:
Indianapolis, IN 46256		Address:
Email: mark.breting@atcassociates.com	Purchase Order #:	Pace Quote:
Phone: NONE Fax:	Project Name: Eagle Valley Profile 1 Report 2	Pace Project Manager: hayden.putt@pacelabs.com
Requested Due Date:	Project #:	Pace Profile #: 6246 Line 29

Regulatory Agency
State / Location
IN

MATRIX CODE: Drinking Water DW; Water WT; Waste Water WW; Product P; Soil/Solid SL; Oil OL; Wipe WP; Air AR; Other OT; Tissue TS

SAMPLE ID One Character per box. (A-Z, 0-9 / , -) Sample Ids must be unique

Requested Analysis Filtered (Y/N)

ITEM #	SAMPLE ID	MATRIX CODE (see valid codes to left)	SAMPLE TYPE (G=GRAB C=COMP)	COLLECTED START DATE	COLLECTED START TIME	COLLECTED END DATE	COLLECTED END TIME	SAMPLE TEMP AT COLLECTION	# OF CONTAINERS	Preservatives: Unpreserved	H2SO4	HNO3	HCl	NaOH + ZnAcetate	Na2S2O3	Methanol	Other	Analyses Test Y/N	TDS/ NO3,NO2-Wet	(Cl, F, SO4) IC	Metals, Total*	Metals Diss. Field Filtered** (Y)	Rad-228	Rad-226	Alkalinity, Ferrous Iron, pH	TOC by 5310C	DOC by 5310C (Y)	Sulfide	Phosphate	Residual Chlorine (Y/N)
13	MW-16I	WT		11/10	935				11	3	3	4		1					X	X	X	X	X	X	X	X	X	X	X	
14	MS-1 (MW-16I)	WT		11/10	935				11	3	3	4		1					X	X	X	X	X	X	X	X	X	X	X	
15	MSD-1 (MW-16I)	WT		11/10	935				11	3	3	4		1					X	X	X	X	X	X	X	X	X	X	X	
16	MW-16D	WT		11/10	1140				11	3	3	4		1					X	X	X	X	X	X	X	X	X	X	X	
17	FB-1	WT		11/10	810				11	3	2	3		1					X	X	X		X	X	X	X	X	X	X	
18		WT							11	3	3	4		1					X	X	X	X	X	X	X	X	X	X	X	
19		WT							11	3	3	4		1					X	X	X	X	X	X	X	X	X	X	X	
20		WT							9	2	2	4		1					X	X	X	X	X	X	X	X	X	X	X	
21		WT							11	3	3	4		1					X	X	X	X	X	X	X	X	X	X	X	
22		WT							11	3	3	4		1					X	X	X	X	X	X	X	X	X	X	X	
23																														
24																														

ADDITIONAL COMMENTS	RELINQUISHED BY / AFFILIATION	DATE	TIME	ACCEPTED BY / AFFILIATION	DATE	TIME	SAMPLE CONDITIONS
* Metals: 6010 (Al, Ba, B, Fe, Mn, Mo, Ca, Mg, Na, K, Li, SiO2)	[signature]	11/10	1700	[signature] pace	11/11	1445	
6020 (Co, As, Se, Sb)	[signature] pace	11/11	1515	[signature]	11/11/21	1515	SEESCAR
** Dissolved FF 6010 (Mo, Mn)							
Alkalinity = (Total , Bicarb & Carb)							

SAMPLER NAME AND SIGNATURE	
PRINT Name of SAMPLER:	P. Greg Hopper
SIGNATURE of SAMPLER: [signature]	DATE Signed: 11/10/21

TEMP in C	Received on Ice (Y/N)	Custody Sealed Cooler (Y/N)	Samples Intact (Y/N)

Pace Analytical®

SAMPLE CONDITION UPON RECEIPT FORM

Date/Time and Initials of person examining contents: MR 11/11/21 1555

1. **Courier:** ☐ FED EX ☐ UPS ☐ CLIENT ☑ PACE ☐ USPS ☐ OTHER _____
2. **Custody Seal on Cooler/Box Present:** ☐ Yes ☑ No
   (If yes)Seals Intact: ☐ Yes ☐ No **(leave blank if no seals were present)**
3. **Thermometer:** 1 2 3 4 5 6 A B C D E F
4. **Cooler Temperature:** _____
   Temp should be above freezing to 6°C **(Initial/Corrected)**

5. **Packing Material:** ☐ Bubble Wrap ☑ Bubble Bags ☐ None ☐ Other _____
6. **Ice Type:** ☑ Wet ☐ Blue ☐ None
7. **If temp. is over 6°C or under 0°C, was the PM notified?:** ☐ Yes ☐ No

All discrepancies will be written out in the comments section below.

	Yes	No		Yes	No	N/A
USDA Regulated Soils? (HI, ID, NY, WA, OR,CA, NM, TX, OK, AR, LA, TN, AL, MS, NC, SC, GA, FL, or Puerto Rico)		✓	All containers needing acid/base pres. Have been CHECKED?: **exceptions: VOA, coliform, LLHg, O&G, and any container with a septum cap or preserved with HCl.** **Circle:** ~~HNO3 (<2)~~ ~~H2SO4 (<2)~~ ~~NaOH (>10)~~ ~~NaOH/ZnAc (>9)~~ MR Any non-conformance to pH recommendations will be noted on the container count form	✓		
Short Hold Time Analysis (48 hours or less)? **Analysis:** NO_3	✓					
Time 5035A TC placed in Freezer or Short Holds To Lab	Time: 1600			Present	Absent	N/A
			Residual Chlorine Check (SVOC 625 Pest/PCB 608)			✓
Rush TAT Requested (4 days or less):		✓	Residual Chlorine Check (Total/Amenable/Free Cyanide)			✓
Custody Signatures Present?	✓		Headspace Wisconsin Sulfide?			✓
Containers Intact?:	✓		Headspace in VOA Vials (>6mm): See Containter Count form for details	Present	Absent	No VOA Vials Sent ✓
Sample Label (IDs/Dates/Times) Match COC?: Except TCs, which only require sample ID	✓		Trip Blank Present?		✓	
Extra labels on Terracore Vials? (soils only)		✓	Trip Blank Custody Seals?:		✓	

COMMENTS: 4.0/3.9 1.7/1.6 1.6/1.5 0.8/0.7 1.5/1.4 0.4/0.3 1.2/1.1
Dup-2 BPIN ½ pH 7

COC PAGE 1 of 2

Sample Container Count

SBS
DI
MeOH (only)
BK
Kit

** Place a RED dot on containers that are out of conformance **

COC Line Item	WGFU	R	DG9H VG9H	VOA VIAL HS (>6mm)	VG9U	DG9U	VG9T	AG0U	AG1H	AG1U	AG2U	AG3S	AG3SF	AG3C	BP1U	BP1N	BP2U	BP3U	BP3N	BP3F	BP3S	BP3B	BP3Z	CG3H	Syringe Kit			Matrix	HNO3/ H2SO4 pH <2	NaOH/ ZNAc pH >9	NaOH pH>10
1												1	1			2	1	2	1	1	1		1					W	✓	✓	
2												↓	↓			↓	↓	↓	↓	↓	↓		↓					↓	↓	↓	
3												↓	↓			↓	↓	↓	↓	↓	↓		↓					↓	↓	↓	
4																															
5																															
6																															
7												1	1			2	1	2	1	1	1		1					W	✓	✓	
8																															
9																															
10																															
11																															
12																															

Container Codes

Glass

DG9H	40mL HCl amber voa vial	BG1T	1L Na Thiosulfate clear glass
DG9P	40mL TSP amber vial	BG1U	1L unpreserved glass
DG9S	40mL H2SO4 amber vial	BG3H	250mL HCl Clear Glass
DG9T	40mL Na Thio amber vial	BG3U	250mL Unpres Clear Glass
DG9U	40mL unpreserved amber vial	AG0U	100mL unpres amber glass
VG9H	40mL HCl clear vial	AG1H	1L HCl amber glass
VG9T	40mL Na Thio. clear vial	AG1S	1L H2SO4 amber glass
VG9U	40mL unpreserved clear vial	AG1T	1L Na Thiosulfate amber glass
I	40mL w/hexane wipe vial	AG1U	1liter unpres amber glass
WGKU	8oz unpreserved clear jar	AG2N	500mL HNO3 amber glass
WGFU	4oz clear soil jar	AG2S	500mL H2SO4 amber glass
JGFU	4oz unpreserved amber wide	AG2U	500mL unpres amber glass
CG3H	250mL clear glass HCl	AG3S	250mL H2SO4 amber glass
BG1H	1L HCl clear glass	AG3SF	250mL H2SO4 amb glass -field filtered
BG1S	1L H2SO4 clear glass	AG3U	250mL unpres amber glass
GN	General	AG3C	250mL NaOH amber glass

Plastic / Misc.

BP1B	1L NaOH plastic
BP1N	1L HNO3 plastic
BP1S	1L H2SO4 plastic
BP1U	1L unpreserved plastic
BP1Z	1L NaOH, Zn, Ac
BP2N	500mL HNO3 plastic
BP2C	500mL NaOH plastic
BP2S	500mL H2SO4 plastic
BP2U	500mL unpreserved plastic
BP2Z	500mL NaOH, Zn Ac
BP3B	250mL NaOH plastic
BP3N	250mL HNO3 plastic
BP3F	250mL HNO3 plastic-field filtered
BP3U	250mL unpreserved plastic
BP3S	250mL H2SO4 plastic
BP3Z	250mL NaOH, ZnAc plastic

BP4U	125mL unpreserved plastic
BP4N	125mL HNO3 plastic
BP4S	125mL H2SO4 plastic

Syringe Kit	LL Cr+6 sampling kit

AF	Air Filter
C	Air Cassettes
R	Terracore kit
SP5T	120mL Coliform Na Thiosulfate
U	Summa Can
ZPLC	Ziploc Bag

WT		Water	
SL		Solid	
NAL	OL	Non-aqueous liquid	Oil
WP		Wipe	

COC PAGE 2 of 2

Sample Container Count

SBS
DI
MeOH (only)
BK
Kit

** Place a RED dot on containers that are out of conformance **

COC Line Item	WGFU	R	DG9H VG9H	VOA VIAL HS (>6mm)	VG9U	DG9U	VG9T	AG0U	AG1H	AG1U	AG2U	AG3S	AG3SF	AG3C	BP1U	BP1N	BP2U	BP3U	BP3N	BP3F	BP3S	BP3B	BP3Z	CG3H	Syringe Kit			Matrix	HNO3/ H2SO4 pH <2	NaOH/ ZNAc pH >9	NaOH pH>10
1												3	3			6	3	6	3	3	1		3					W	✓	✓	
2																															
3																															
4												1	1			2	1	2	1	1	1		1					W	✓	✓	
5												1				2	1	2	1		1		1					W	✓	✓	
6																															
7																															
8																															
9																															
10																															
11																															
12																															

Container Codes

Glass

DG9H	40mL HCl amber voa vial	BG1T	1L Na Thiosulfate clear glass	
DG9P	40mL TSP amber vial	BG1U	1L unpreserved glass	
DG9S	40mL H2SO4 amber vial	BG3H	250mL HCl Clear Glass	
DG9T	40mL Na Thio amber vial	BG3U	250mL Unpres Clear Glass	
DG9U	40mL unpreserved amber vial	AG0U	100mL unpres amber glass	
VG9H	40mL HCl clear vial	AG1H	1L HCl amber glass	
VG9T	40mL Na Thio. clear vial	AG1S	1L H2SO4 amber glass	
VG9U	40mL unpreserved clear vial	AG1T	1L Na Thiosulfate amber glass	
I	40mL w/hexane wipe vial	AG1U	1liter unpres amber glass	
WGKU	8oz unpreserved clear jar	AG2N	500mL HNO3 amber glass	
WGFU	4oz clear soil jar	AG2S	500mL H2SO4 amber glass	
JGFU	4oz unpreserved amber wide	AG2U	500mL unpres amber glass	
CG3H	250mL clear glass HCl	AG3S	250mL H2SO4 amber glass	
BG1H	1L HCl clear glass	AG3SF	250mL H2SO4 amb glass -field filtered	
BG1S	1L H2SO4 clear glass	AG3U	250mL unpres amber glass	
GN	General	AG3C	250mL NaOH amber glass	

Plastic / Misc.

BP1B	1L NaOH plastic
BP1N	1L HNO3 plastic
BP1S	1L H2SO4 plastic
BP1U	1L unpreserved plastic
BP1Z	1L NaOH, Zn, Ac
BP2N	500mL HNO3 plastic
BP2C	500mL NaOH plastic
BP2S	500mL H2SO4 plastic
BP2U	500mL unpreserved plastic
BP2Z	500mL NaOH, Zn Ac
BP3B	250mL NaOH plastic
BP3N	250mL HNO3 plastic
BP3F	250mL HNO3 plastic-field filtered
BP3U	250mL unpreserved plastic
BP3S	250mL H2SO4 plastic
BP3Z	250mL NaOH, ZnAc plastic

BP4U	125mL unpreserved plastic
BP4N	125mL HNO3 plastic
BP4S	125mL H2SO4 plastic

Syringe Kit	LL Cr+6 sampling kit

AF	Air Filter
C	Air Cassettes
R	Terracore kit
SP5T	120mL Coliform Na Thiosulfate
U	Summa Can
ZPLC	Ziploc Bag

WT		Water	
SL		Solid	
NAL	OL	Non-aqueous liquid	Oil
WP		Wipe	

Pace Analytical Services, LLC
7726 Moller Road
Indianapolis, IN 46268
(317)228-3100

February 17, 2022

Mr. Mark Breting
ATC Group Services
7988 Centerpoint Drive
Suite 100
Indianapolis, IN 46256

RE: Project: Eagle Valley P1R1
Pace Project No.: 50302638

Dear Mr. Breting:

Enclosed are the analytical results for sample(s) received by the laboratory on November 11, 2021. The results relate only to the samples included in this report. Results reported herein conform to the applicable TNI/NELAC Standards and the laboratory's Quality Manual, where applicable, unless otherwise noted in the body of the report.

The test results provided in this final report were generated by each of the following laboratories within the Pace Network:

- Pace Analytical Services - Indianapolis
- Pace Analytical Services - Greensburg

If you have any questions concerning this report, please feel free to contact me.

Sincerely,

Hayden Putt
hayden.putt@pacelabs.com
(317)228-3145
Project Manager

Enclosures

cc: Mr. Robert Miller, Haley & Aldrich

This report shall not be reproduced, except in full,
without the written consent of Pace Analytical Services, LLC.

Pace Analytical Services, LLC
7726 Moller Road
Indianapolis, IN 46268
(317)228-3100

CERTIFICATIONS

Project: Eagle Valley P1R1
Pace Project No.: 50302638

Pace Analytical Services Pennsylvania

1638 Roseytown Rd Suites 2,3&4, Greensburg, PA 15601
ANAB DOD-ELAP Rad Accreditation #: L2417
Alabama Certification #: 41590
Arizona Certification #: AZ0734
Arkansas Certification
California Certification #: 04222CA
Colorado Certification #: PA01547
Connecticut Certification #: PH-0694
Delaware Certification
EPA Region 4 DW Rad
Florida/TNI Certification #: E87683
Georgia Certification #: C040
Florida: Cert E871149 SEKS WET
Guam Certification
Hawaii Certification
Idaho Certification
Illinois Certification
Indiana Certification
Iowa Certification #: 391
Kansas/TNI Certification #: E-10358
Kentucky Certification #: KY90133
KY WW Permit #: KY0098221
KY WW Permit #: KY0000221
Louisiana DHH/TNI Certification #: LA180012
Louisiana DEQ/TNI Certification #: 4086
Maine Certification #: 2017020
Maryland Certification #: 308
Massachusetts Certification #: M-PA1457
Michigan/PADEP Certification #: 9991
Missouri Certification #: 235
Montana Certification #: Cert0082
Nebraska Certification #: NE-OS-29-14
Nevada Certification #: PA014572018-1
New Hampshire/TNI Certification #: 297617
New Jersey/TNI Certification #: PA051
New Mexico Certification #: PA01457
New York/TNI Certification #: 10888
North Carolina Certification #: 42706
North Dakota Certification #: R-190
Ohio EPA Rad Approval: #41249
Oregon/TNI Certification #: PA200002-010
Pennsylvania/TNI Certification #: 65-00282
Puerto Rico Certification #: PA01457
Rhode Island Certification #: 65-00282
South Dakota Certification
Tennessee Certification #: 02867
Texas/TNI Certification #: T104704188-17-3
Utah/TNI Certification #: PA014572017-9
USDA Soil Permit #: P330-17-00091
Vermont Dept. of Health: ID# VT-0282
Virgin Island/PADEP Certification
Virginia/VELAP Certification #: 460198
Washington Certification #: C868
West Virginia DEP Certification #: 143
West Virginia DHHR Certification #: 9964C
Wisconsin Approve List for Rad
Wyoming Certification #: 8TMS-L

Pace Analytical Services Indianapolis

7726 Moller Road, Indianapolis, IN 46268
Illinois Accreditation #: 200074
Indiana Drinking Water Laboratory #: C-49-06
Kansas/TNI Certification #: E-10177
Kentucky UST Agency Interest #: 80226
Kentucky WW Laboratory ID #: 98019
Michigan Drinking Water Laboratory #9050
Ohio VAP Certified Laboratory #: CL0065
Oklahoma Laboratory #: 9204
Texas Certification #: T104704355
Wisconsin Laboratory #: 999788130
USDA Soil Permit #: P330-19-00257

This report shall not be reproduced, except in full,
without the written consent of Pace Analytical Services, LLC.

Pace Analytical Services, LLC
7726 Moller Road
Indianapolis, IN 46268
(317)228-3100

SAMPLE SUMMARY

Project: Eagle Valley P1R1
Pace Project No.: 50302638

Lab ID	Sample ID	Matrix	Date Collected	Date Received
50302638001	**MW-2S**	Water	11/10/21 12:50	11/11/21 15:15
50302638002	**MW-2I**	Water	11/10/21 14:00	11/11/21 15:15
50302638003	**MW-2D**	Water	11/10/21 14:55	11/11/21 15:15
50302638004	**MW-12S**	Water	11/10/21 14:36	11/11/21 15:15

This report shall not be reproduced, except in full,
without the written consent of Pace Analytical Services, LLC.

Pace Analytical Services, LLC
7726 Moller Road
Indianapolis, IN 46268
(317)228-3100

SAMPLE ANALYTE COUNT

Project: Eagle Valley P1R1
Pace Project No.: 50302638

Lab ID	Sample ID	Method	Analysts	Analytes Reported	Laboratory
50302638001	**MW-2S**	EPA 9056	RID	3	PASI-I
		EPA 6010	RAM	12	PASI-I
		EPA 6010	JPK	2	PASI-I
		EPA 6020	CAW	4	PASI-I
		EPA 903.1	SLC	1	PASI-PA
		EPA 904.0	VAL	1	PASI-PA
		Total Radium Calculation	JAL	1	PASI-PA
		SM 2320B	SWJ	3	PASI-I
		SM 2540C	OAS	1	PASI-I
		SM 4500-H+B	TKG	1	PASI-I
		SM 4500-S2-D	ZM	1	PASI-I
		EPA 353.2	SKK	2	PASI-I
		SM 5310C	GWA	1	PASI-I
		SM 5310C	GWA	1	PASI-I
50302638002	**MW-2I**	EPA 9056	RID	3	PASI-I
		EPA 6010	RAM	12	PASI-I
		EPA 6010	JPK	2	PASI-I
		EPA 6020	CAW	4	PASI-I
		EPA 903.1	SLC	1	PASI-PA
		EPA 904.0	VAL	1	PASI-PA
		Total Radium Calculation	JAL	1	PASI-PA
		SM 2320B	SWJ	3	PASI-I
		SM 2540C	OAS	1	PASI-I
		SM 4500-H+B	TKG	1	PASI-I
		SM 4500-S2-D	ZM	1	PASI-I
		EPA 353.2	SKK	2	PASI-I
		SM 5310C	GWA	1	PASI-I
		SM 5310C	GWA	1	PASI-I
50302638003	**MW-2D**	EPA 9056	RID	3	PASI-I
		EPA 6010	RAM	12	PASI-I
		EPA 6010	JPK	2	PASI-I
		EPA 6020	CAW	4	PASI-I
		EPA 903.1	SLC	1	PASI-PA
		EPA 904.0	VAL	1	PASI-PA
		Total Radium Calculation	JAL	1	PASI-PA
		SM 2320B	SWJ	3	PASI-I
		SM 2540C	OAS	1	PASI-I

This report shall not be reproduced, except in full,
without the written consent of Pace Analytical Services, LLC.

Pace Analytical Services, LLC
7726 Moller Road
Indianapolis, IN 46268
(317)228-3100

SAMPLE ANALYTE COUNT

Project: Eagle Valley P1R1
Pace Project No.: 50302638

Lab ID	Sample ID	Method	Analysts	Analytes Reported	Laboratory
		SM 4500-H+B	TKG	1	PASI-I
		SM 4500-S2-D	ZM	1	PASI-I
		EPA 353.2	SKK	2	PASI-I
		SM 5310C	GWA	1	PASI-I
		SM 5310C	GWA	1	PASI-I
50302638004	**MW-12S**	EPA 9056	RID	3	PASI-I
		EPA 6010	RAM	12	PASI-I
		EPA 6010	JPK	2	PASI-I
		EPA 6020	CAW	4	PASI-I
		EPA 903.1	SLC	1	PASI-PA
		EPA 904.0	VAL	1	PASI-PA
		Total Radium Calculation	JAL	1	PASI-PA
		SM 2320B	SWJ	3	PASI-I
		SM 2540C	OAS	1	PASI-I
		SM 4500-H+B	TKG	1	PASI-I
		SM 4500-S2-D	ZM	1	PASI-I
		EPA 353.2	SKK	2	PASI-I
		SM 5310C	GWA	1	PASI-I
		SM 5310C	GWA	1	PASI-I

PASI-I = Pace Analytical Services - Indianapolis
PASI-PA = Pace Analytical Services - Greensburg

This report shall not be reproduced, except in full,
without the written consent of Pace Analytical Services, LLC.

Pace Analytical Services, LLC
7726 Moller Road
Indianapolis, IN 46268
(317)228-3100

SUMMARY OF DETECTION

Project: Eagle Valley P1R1
Pace Project No.: 50302638

Lab Sample ID / Method	Client Sample ID / Parameters	Result	Units	Report Limit	Analyzed	Qualifiers
50302638001	**MW-2S**					
EPA 9056	Chloride	59.2	mg/L	2.5	11/16/21 04:49	
EPA 9056	Fluoride	0.16	mg/L	0.10	11/16/21 04:32	
EPA 9056	Sulfate	171	mg/L	2.5	11/16/21 04:49	
EPA 6010	Barium	143	ug/L	10.0	11/20/21 18:12	
EPA 6010	Boron	1050	ug/L	100	11/20/21 18:12	
EPA 6010	Calcium	182000	ug/L	1000	11/20/21 18:12	
EPA 6010	Lithium	63.2	ug/L	20.0	11/20/21 18:12	
EPA 6010	Magnesium	39000	ug/L	1000	11/20/21 18:12	
EPA 6010	Manganese	15.2	ug/L	10.0	11/20/21 18:12	
EPA 6010	Molybdenum	10.9	ug/L	10.0	11/20/21 18:12	
EPA 6010	Potassium	7080	ug/L	1000	11/20/21 18:12	
EPA 6010	Silica	15000	ug/L	450	11/20/21 18:12	N2
EPA 6010	Sodium	57400	ug/L	1000	11/20/21 18:12	
EPA 6010	Molybdenum, Dissolved	10.9	ug/L	10.0	11/23/21 03:25	
EPA 6020	Arsenic	13.7	ug/L	1.0	11/16/21 02:22	
EPA 6020	Selenium	28.7	ug/L	1.0	11/16/21 02:22	
EPA 903.1	Radium-226	0.649 ± 0.375 (0.146) C:NA T:92%	pCi/L		12/15/21 16:50	
EPA 904.0	Radium-228	0.824 ± 0.468 (0.855) C:68% T:86%	pCi/L		12/20/21 14:54	
Total Radium Calculation	Total Radium	1.47 ± 0.843 (1.00)	pCi/L		12/21/21 09:26	
SM 2320B	Alkalinity, Total as CaCO3	450	mg/L	2.0	11/17/21 19:37	
SM 2320B	Alkalinity,Bicarbonate (CaCO3)	450	mg/L	2.0	11/17/21 19:37	
SM 2540C	Total Dissolved Solids	800	mg/L	20.0	11/15/21 07:00	
SM 4500-H+B	pH at 25 Degrees C	7.4	Std. Units	0.10	11/15/21 15:17	H3
EPA 353.2	Nitrogen, Nitrate	1.8	mg/L	0.10	11/11/21 18:49	
SM 5310C	Total Organic Carbon	1.1	mg/L	1.0	11/28/21 05:27	
50302638002	**MW-2I**					
EPA 9056	Chloride	87.3	mg/L	2.5	11/16/21 05:37	
EPA 9056	Fluoride	0.29	mg/L	0.10	11/16/21 05:21	
EPA 9056	Sulfate	82.1	mg/L	2.5	11/16/21 05:37	
EPA 6010	Barium	69.3	ug/L	10.0	11/20/21 18:14	
EPA 6010	Boron	206	ug/L	100	11/20/21 18:14	
EPA 6010	Calcium	86700	ug/L	1000	11/20/21 18:14	
EPA 6010	Iron	992	ug/L	100	11/20/21 18:14	
EPA 6010	Lithium	54.8	ug/L	20.0	11/20/21 18:14	
EPA 6010	Magnesium	20200	ug/L	1000	11/20/21 18:14	
EPA 6010	Manganese	262	ug/L	10.0	11/20/21 18:14	
EPA 6010	Molybdenum	57.0	ug/L	10.0	11/20/21 18:14	
EPA 6010	Potassium	7780	ug/L	1000	11/20/21 18:14	
EPA 6010	Silica	10500	ug/L	450	11/20/21 18:14	N2
EPA 6010	Sodium	62800	ug/L	1000	11/20/21 18:14	

REPORT OF LABORATORY ANALYSIS

This report shall not be reproduced, except in full,
without the written consent of Pace Analytical Services, LLC.

Pace Analytical Services, LLC
7726 Moller Road
Indianapolis, IN 46268
(317)228-3100

SUMMARY OF DETECTION

Project: Eagle Valley P1R1
Pace Project No.: 50302638

Lab Sample ID / Method	Client Sample ID / Parameters	Result	Units	Report Limit	Analyzed	Qualifiers
50302638002	**MW-2I**					
EPA 6010	Manganese, Dissolved	209	ug/L	10.0	11/23/21 03:27	
EPA 6010	Molybdenum, Dissolved	56.3	ug/L	10.0	11/23/21 03:27	
EPA 6020	Arsenic	3.5	ug/L	1.0	11/16/21 02:26	
EPA 903.1	Radium-226	0.683 ± 0.446 (0.457) C:NA T:94%	pCi/L		12/15/21 16:50	
EPA 904.0	Radium-228	0.906 ± 0.555 (1.04) C:64% T:81%	pCi/L		12/20/21 14:54	
Total Radium Calculation	Total Radium	1.59 ± 1.00 (1.50)	pCi/L		12/21/21 09:26	
SM 2320B	Alkalinity, Total as CaCO3	218	mg/L	2.0	11/17/21 19:37	
SM 2320B	Alkalinity,Bicarbonate (CaCO3)	218	mg/L	2.0	11/17/21 19:37	
SM 2540C	Total Dissolved Solids	477	mg/L	10.0	11/15/21 07:00	
SM 4500-H+B	pH at 25 Degrees C	7.7	Std. Units	0.10	11/15/21 15:17	H3
SM 5310C	Total Organic Carbon	1.1	mg/L	1.0	11/28/21 05:46	
SM 5310C	Dissolved Organic Carbon	1.1	mg/L	1.0	11/29/21 01:12	
50302638003	**MW-2D**					
EPA 9056	Chloride	75.6	mg/L	25.0	11/16/21 06:10	
EPA 9056	Fluoride	0.27	mg/L	0.10	11/16/21 05:53	
EPA 9056	Sulfate	66.8	mg/L	25.0	11/16/21 06:10	
EPA 6010	Barium	65.4	ug/L	10.0	11/20/21 18:16	
EPA 6010	Boron	232	ug/L	100	11/20/21 18:16	
EPA 6010	Calcium	69200	ug/L	1000	11/20/21 18:16	
EPA 6010	Lithium	49.6	ug/L	20.0	11/20/21 18:16	
EPA 6010	Magnesium	19200	ug/L	1000	11/20/21 18:16	
EPA 6010	Manganese	63.8	ug/L	10.0	11/20/21 18:16	
EPA 6010	Molybdenum	67.2	ug/L	10.0	11/20/21 18:16	
EPA 6010	Potassium	8280	ug/L	1000	11/20/21 18:16	
EPA 6010	Silica	10900	ug/L	450	11/20/21 18:16	N2
EPA 6010	Sodium	83900	ug/L	1000	11/20/21 18:16	
EPA 6010	Manganese, Dissolved	61.6	ug/L	10.0	11/23/21 03:30	
EPA 6010	Molybdenum, Dissolved	65.2	ug/L	10.0	11/23/21 03:30	
EPA 903.1	Radium-226	1.21 ± 0.607 (0.496) C:NA T:89%	pCi/L		12/15/21 16:50	
EPA 904.0	Radium-228	0.553 ± 0.377 (0.709) C:69% T:84%	pCi/L		12/20/21 14:55	
Total Radium Calculation	Total Radium	1.76 ± 0.984 (1.21)	pCi/L		12/21/21 09:26	
SM 2320B	Alkalinity, Total as CaCO3	236	mg/L	2.0	11/17/21 19:37	
SM 2320B	Alkalinity,Bicarbonate (CaCO3)	233	mg/L	2.0	11/17/21 19:37	

REPORT OF LABORATORY ANALYSIS

This report shall not be reproduced, except in full,
without the written consent of Pace Analytical Services, LLC.

Pace Analytical Services, LLC
7726 Moller Road
Indianapolis, IN 46268
(317)228-3100

SUMMARY OF DETECTION

Project: Eagle Valley P1R1
Pace Project No.: 50302638

Lab Sample ID / Method	Client Sample ID / Parameters	Result	Units	Report Limit	Analyzed	Qualifiers
50302638003	**MW-2D**					
SM 2320B	Alkalinity,Carbonate (CaCO3)	3.4	mg/L	2.0	11/17/21 19:37	
SM 2540C	Total Dissolved Solids	462	mg/L	10.0	11/15/21 07:01	
SM 4500-H+B	pH at 25 Degrees C	7.5	Std. Units	0.10	11/15/21 15:20	H3
SM 5310C	Dissolved Organic Carbon	1.1	mg/L	1.0	11/29/21 01:23	
50302638004	**MW-12S**					
EPA 9056	Chloride	68.4	mg/L	25.0	11/16/21 06:41	
EPA 9056	Fluoride	0.22	mg/L	0.10	11/16/21 06:26	
EPA 9056	Sulfate	192	mg/L	25.0	11/16/21 06:41	
EPA 6010	Barium	127	ug/L	10.0	11/20/21 18:18	
EPA 6010	Boron	6030	ug/L	100	11/20/21 18:18	
EPA 6010	Calcium	131000	ug/L	1000	11/20/21 18:18	
EPA 6010	Iron	130	ug/L	100	11/20/21 18:18	
EPA 6010	Lithium	129	ug/L	20.0	11/20/21 18:18	
EPA 6010	Magnesium	26300	ug/L	1000	11/20/21 18:18	
EPA 6010	Manganese	222	ug/L	10.0	11/20/21 18:18	
EPA 6010	Molybdenum	33.8	ug/L	10.0	11/20/21 18:18	
EPA 6010	Potassium	12300	ug/L	1000	11/20/21 18:18	
EPA 6010	Silica	10900	ug/L	450	11/20/21 18:18	N2
EPA 6010	Sodium	90800	ug/L	1000	11/20/21 18:18	
EPA 6010	Molybdenum, Dissolved	33.3	ug/L	10.0	11/23/21 03:32	
EPA 6020	Antimony	1.5	ug/L	1.0	11/16/21 02:36	
EPA 6020	Arsenic	1.4	ug/L	1.0	11/16/21 02:36	
EPA 6020	Selenium	15.3	ug/L	1.0	11/16/21 02:36	
EPA 903.1	Radium-226	0.388 ± 0.291 (0.150) C:NA T:89%	pCi/L		12/15/21 16:50	
EPA 904.0	Radium-228	0.174 ± 0.309 (0.676) C:67% T:94%	pCi/L		12/20/21 14:55	
Total Radium Calculation	Total Radium	0.562 ± 0.600 (0.826)	pCi/L		12/21/21 09:26	
SM 2320B	Alkalinity, Total as CaCO3	344	mg/L	2.0	11/17/21 19:37	
SM 2320B	Alkalinity,Bicarbonate (CaCO3)	344	mg/L	2.0	11/17/21 19:37	
SM 2540C	Total Dissolved Solids	775	mg/L	10.0	11/15/21 07:01	
SM 4500-H+B	pH at 25 Degrees C	7.2	Std. Units	0.10	11/15/21 15:19	H3
EPA 353.2	Nitrogen, Nitrate	0.37	mg/L	0.10	11/11/21 19:26	

REPORT OF LABORATORY ANALYSIS

This report shall not be reproduced, except in full,
without the written consent of Pace Analytical Services, LLC.

Pace Analytical Services, LLC
7726 Moller Road
Indianapolis, IN 46268
(317)228-3100

ANALYTICAL RESULTS

Project: Eagle Valley P1R1
Pace Project No.: 50302638

Sample: MW-2S **Lab ID: 50302638001** Collected: 11/10/21 12:50 Received: 11/11/21 15:15 Matrix: Water

Parameters	Results	Units	Report Limit	DF	Prepared	Analyzed	CAS No.	Qual
9056 IC Anions	Analytical Method: EPA 9056							
	Pace Analytical Services - Indianapolis							
Chloride	**59.2**	mg/L	2.5	10		11/16/21 04:49	16887-00-6	
Fluoride	**0.16**	mg/L	0.10	1		11/16/21 04:32	16984-48-8	
Sulfate	**171**	mg/L	2.5	10		11/16/21 04:49	14808-79-8	
6010 MET ICP	Analytical Method: EPA 6010 Preparation Method: EPA 3010							
	Pace Analytical Services - Indianapolis							
Aluminum	ND	ug/L	200	1	11/19/21 06:35	11/20/21 18:12	7429-90-5	
Barium	**143**	ug/L	10.0	1	11/19/21 06:35	11/20/21 18:12	7440-39-3	
Boron	**1050**	ug/L	100	1	11/19/21 06:35	11/20/21 18:12	7440-42-8	
Calcium	**182000**	ug/L	1000	1	11/19/21 06:35	11/20/21 18:12	7440-70-2	
Iron	ND	ug/L	100	1	11/19/21 06:35	11/20/21 18:12	7439-89-6	
Lithium	**63.2**	ug/L	20.0	1	11/19/21 06:35	11/20/21 18:12	7439-93-2	
Magnesium	**39000**	ug/L	1000	1	11/19/21 06:35	11/20/21 18:12	7439-95-4	
Manganese	**15.2**	ug/L	10.0	1	11/19/21 06:35	11/20/21 18:12	7439-96-5	
Molybdenum	**10.9**	ug/L	10.0	1	11/19/21 06:35	11/20/21 18:12	7439-98-7	
Potassium	**7080**	ug/L	1000	1	11/19/21 06:35	11/20/21 18:12	7440-09-7	
Silica	**15000**	ug/L	450	1	11/19/21 06:35	11/20/21 18:12	7631-86-9	N2
Sodium	**57400**	ug/L	1000	1	11/19/21 06:35	11/20/21 18:12	7440-23-5	
6010 MET ICP, Dissolved	Analytical Method: EPA 6010 Preparation Method: EPA 3010							
	Pace Analytical Services - Indianapolis							
Manganese, Dissolved	ND	ug/L	10.0	1	11/22/21 06:48	11/23/21 03:25	7439-96-5	
Molybdenum, Dissolved	**10.9**	ug/L	10.0	1	11/22/21 06:48	11/23/21 03:25	7439-98-7	
6020 MET ICPMS	Analytical Method: EPA 6020 Preparation Method: EPA 200.2							
	Pace Analytical Services - Indianapolis							
Antimony	ND	ug/L	1.0	1	11/14/21 16:15	11/16/21 02:22	7440-36-0	
Arsenic	**13.7**	ug/L	1.0	1	11/14/21 16:15	11/16/21 02:22	7440-38-2	
Cobalt	ND	ug/L	1.0	1	11/14/21 16:15	11/16/21 02:22	7440-48-4	
Selenium	**28.7**	ug/L	1.0	1	11/14/21 16:15	11/16/21 02:22	7782-49-2	
2320B Alkalinity	Analytical Method: SM 2320B							
	Pace Analytical Services - Indianapolis							
Alkalinity, Total as CaCO3	**450**	mg/L	2.0	1		11/17/21 19:37		
Alkalinity,Bicarbonate (CaCO3)	**450**	mg/L	2.0	1		11/17/21 19:37		
Alkalinity,Carbonate (CaCO3)	ND	mg/L	2.0	1		11/17/21 19:37		
2540C Total Dissolved Solids	Analytical Method: SM 2540C							
	Pace Analytical Services - Indianapolis							
Total Dissolved Solids	**800**	mg/L	20.0	1		11/15/21 07:00		
4500H+ pH, Electrometric	Analytical Method: SM 4500-H+B							
	Pace Analytical Services - Indianapolis							
pH at 25 Degrees C	**7.4**	Std. Units	0.10	1		11/15/21 15:17		H3

REPORT OF LABORATORY ANALYSIS

This report shall not be reproduced, except in full,
without the written consent of Pace Analytical Services, LLC.

Pace Analytical Services, LLC
7726 Moller Road
Indianapolis, IN 46268
(317)228-3100

ANALYTICAL RESULTS

Project: Eagle Valley P1R1
Pace Project No.: 50302638

Sample: MW-2S **Lab ID: 50302638001** Collected: 11/10/21 12:50 Received: 11/11/21 15:15 Matrix: Water

Parameters	Results	Units	Report Limit	DF	Prepared	Analyzed	CAS No.	Qual
4500S2D Sulfide Water	Analytical Method: SM 4500-S2-D Pace Analytical Services - Indianapolis							
Sulfide	ND	mg/L	0.10	1		11/17/21 13:31	18496-25-8	
353.2 Nitrogen, NO2/NO3 unpres	Analytical Method: EPA 353.2 Pace Analytical Services - Indianapolis							
Nitrogen, Nitrate	**1.8**	mg/L	0.10	1		11/11/21 18:49	14797-55-8	
Nitrogen, Nitrite	ND	mg/L	0.10	1		11/11/21 18:49	14797-65-0	
5310C TOC	Analytical Method: SM 5310C Pace Analytical Services - Indianapolis							
Total Organic Carbon	**1.1**	mg/L	1.0	1		11/28/21 05:27	7440-44-0	
5310C Dissolved Organic Carbon	Analytical Method: SM 5310C Pace Analytical Services - Indianapolis							
Dissolved Organic Carbon	ND	mg/L	1.0	1		11/29/21 01:02		

REPORT OF LABORATORY ANALYSIS

This report shall not be reproduced, except in full,
without the written consent of Pace Analytical Services, LLC.

Pace Analytical Services, LLC
7726 Moller Road
Indianapolis, IN 46268
(317)228-3100

ANALYTICAL RESULTS

Project: Eagle Valley P1R1
Pace Project No.: 50302638

Sample: MW-2I **Lab ID: 50302638002** Collected: 11/10/21 14:00 Received: 11/11/21 15:15 Matrix: Water

Parameters	Results	Units	Report Limit	DF	Prepared	Analyzed	CAS No.	Qual
9056 IC Anions	Analytical Method: EPA 9056							
	Pace Analytical Services - Indianapolis							
Chloride	**87.3**	mg/L	2.5	10		11/16/21 05:37	16887-00-6	
Fluoride	**0.29**	mg/L	0.10	1		11/16/21 05:21	16984-48-8	
Sulfate	**82.1**	mg/L	2.5	10		11/16/21 05:37	14808-79-8	
6010 MET ICP	Analytical Method: EPA 6010 Preparation Method: EPA 3010							
	Pace Analytical Services - Indianapolis							
Aluminum	ND	ug/L	200	1	11/19/21 06:35	11/20/21 18:14	7429-90-5	
Barium	**69.3**	ug/L	10.0	1	11/19/21 06:35	11/20/21 18:14	7440-39-3	
Boron	**206**	ug/L	100	1	11/19/21 06:35	11/20/21 18:14	7440-42-8	
Calcium	**86700**	ug/L	1000	1	11/19/21 06:35	11/20/21 18:14	7440-70-2	
Iron	**992**	ug/L	100	1	11/19/21 06:35	11/20/21 18:14	7439-89-6	
Lithium	**54.8**	ug/L	20.0	1	11/19/21 06:35	11/20/21 18:14	7439-93-2	
Magnesium	**20200**	ug/L	1000	1	11/19/21 06:35	11/20/21 18:14	7439-95-4	
Manganese	**262**	ug/L	10.0	1	11/19/21 06:35	11/20/21 18:14	7439-96-5	
Molybdenum	**57.0**	ug/L	10.0	1	11/19/21 06:35	11/20/21 18:14	7439-98-7	
Potassium	**7780**	ug/L	1000	1	11/19/21 06:35	11/20/21 18:14	7440-09-7	
Silica	**10500**	ug/L	450	1	11/19/21 06:35	11/20/21 18:14	7631-86-9	N2
Sodium	**62800**	ug/L	1000	1	11/19/21 06:35	11/20/21 18:14	7440-23-5	
6010 MET ICP, Dissolved	Analytical Method: EPA 6010 Preparation Method: EPA 3010							
	Pace Analytical Services - Indianapolis							
Manganese, Dissolved	**209**	ug/L	10.0	1	11/22/21 06:48	11/23/21 03:27	7439-96-5	
Molybdenum, Dissolved	**56.3**	ug/L	10.0	1	11/22/21 06:48	11/23/21 03:27	7439-98-7	
6020 MET ICPMS	Analytical Method: EPA 6020 Preparation Method: EPA 200.2							
	Pace Analytical Services - Indianapolis							
Antimony	ND	ug/L	1.0	1	11/14/21 16:15	11/16/21 02:26	7440-36-0	
Arsenic	**3.5**	ug/L	1.0	1	11/14/21 16:15	11/16/21 02:26	7440-38-2	
Cobalt	ND	ug/L	1.0	1	11/14/21 16:15	11/16/21 02:26	7440-48-4	
Selenium	ND	ug/L	1.0	1	11/14/21 16:15	11/16/21 02:26	7782-49-2	
2320B Alkalinity	Analytical Method: SM 2320B							
	Pace Analytical Services - Indianapolis							
Alkalinity, Total as CaCO3	**218**	mg/L	2.0	1		11/17/21 19:37		
Alkalinity,Bicarbonate (CaCO3)	**218**	mg/L	2.0	1		11/17/21 19:37		
Alkalinity,Carbonate (CaCO3)	ND	mg/L	2.0	1		11/17/21 19:37		
2540C Total Dissolved Solids	Analytical Method: SM 2540C							
	Pace Analytical Services - Indianapolis							
Total Dissolved Solids	**477**	mg/L	10.0	1		11/15/21 07:00		
4500H+ pH, Electrometric	Analytical Method: SM 4500-H+B							
	Pace Analytical Services - Indianapolis							
pH at 25 Degrees C	**7.7**	Std. Units	0.10	1		11/15/21 15:17		H3

REPORT OF LABORATORY ANALYSIS

This report shall not be reproduced, except in full,
without the written consent of Pace Analytical Services, LLC.

Pace Analytical Services, LLC
7726 Moller Road
Indianapolis, IN 46268
(317)228-3100

ANALYTICAL RESULTS

Project: Eagle Valley P1R1
Pace Project No.: 50302638

Sample: MW-2I **Lab ID: 50302638002** Collected: 11/10/21 14:00 Received: 11/11/21 15:15 Matrix: Water

Parameters	Results	Units	Report Limit	DF	Prepared	Analyzed	CAS No.	Qual
4500S2D Sulfide Water	Analytical Method: SM 4500-S2-D Pace Analytical Services - Indianapolis							
Sulfide	ND	mg/L	0.10	1		11/17/21 13:31	18496-25-8	
353.2 Nitrogen, NO2/NO3 unpres	Analytical Method: EPA 353.2 Pace Analytical Services - Indianapolis							
Nitrogen, Nitrate	ND	mg/L	0.10	1		11/11/21 18:50	14797-55-8	
Nitrogen, Nitrite	ND	mg/L	0.10	1		11/11/21 18:50	14797-65-0	
5310C TOC	Analytical Method: SM 5310C Pace Analytical Services - Indianapolis							
Total Organic Carbon	**1.1**	mg/L	1.0	1		11/28/21 05:46	7440-44-0	
5310C Dissolved Organic Carbon	Analytical Method: SM 5310C Pace Analytical Services - Indianapolis							
Dissolved Organic Carbon	**1.1**	mg/L	1.0	1		11/29/21 01:12		

This report shall not be reproduced, except in full,
without the written consent of Pace Analytical Services, LLC.

Pace Analytical Services, LLC
7726 Moller Road
Indianapolis, IN 46268
(317)228-3100

ANALYTICAL RESULTS

Project: Eagle Valley P1R1
Pace Project No.: 50302638

Sample: MW-2D **Lab ID: 50302638003** Collected: 11/10/21 14:55 Received: 11/11/21 15:15 Matrix: Water

Parameters	Results	Units	Report Limit	DF	Prepared	Analyzed	CAS No.	Qual
9056 IC Anions	Analytical Method: EPA 9056							
	Pace Analytical Services - Indianapolis							
Chloride	**75.6**	mg/L	25.0	100		11/16/21 06:10	16887-00-6	
Fluoride	**0.27**	mg/L	0.10	1		11/16/21 05:53	16984-48-8	
Sulfate	**66.8**	mg/L	25.0	100		11/16/21 06:10	14808-79-8	
6010 MET ICP	Analytical Method: EPA 6010 Preparation Method: EPA 3010							
	Pace Analytical Services - Indianapolis							
Aluminum	ND	ug/L	200	1	11/19/21 06:35	11/20/21 18:16	7429-90-5	
Barium	**65.4**	ug/L	10.0	1	11/19/21 06:35	11/20/21 18:16	7440-39-3	
Boron	**232**	ug/L	100	1	11/19/21 06:35	11/20/21 18:16	7440-42-8	
Calcium	**69200**	ug/L	1000	1	11/19/21 06:35	11/20/21 18:16	7440-70-2	
Iron	ND	ug/L	100	1	11/19/21 06:35	11/20/21 18:16	7439-89-6	
Lithium	**49.6**	ug/L	20.0	1	11/19/21 06:35	11/20/21 18:16	7439-93-2	
Magnesium	**19200**	ug/L	1000	1	11/19/21 06:35	11/20/21 18:16	7439-95-4	
Manganese	**63.8**	ug/L	10.0	1	11/19/21 06:35	11/20/21 18:16	7439-96-5	
Molybdenum	**67.2**	ug/L	10.0	1	11/19/21 06:35	11/20/21 18:16	7439-98-7	
Potassium	**8280**	ug/L	1000	1	11/19/21 06:35	11/20/21 18:16	7440-09-7	
Silica	**10900**	ug/L	450	1	11/19/21 06:35	11/20/21 18:16	7631-86-9	N2
Sodium	**83900**	ug/L	1000	1	11/19/21 06:35	11/20/21 18:16	7440-23-5	
6010 MET ICP, Dissolved	Analytical Method: EPA 6010 Preparation Method: EPA 3010							
	Pace Analytical Services - Indianapolis							
Manganese, Dissolved	**61.6**	ug/L	10.0	1	11/22/21 06:48	11/23/21 03:30	7439-96-5	
Molybdenum, Dissolved	**65.2**	ug/L	10.0	1	11/22/21 06:48	11/23/21 03:30	7439-98-7	
6020 MET ICPMS	Analytical Method: EPA 6020 Preparation Method: EPA 200.2							
	Pace Analytical Services - Indianapolis							
Antimony	ND	ug/L	1.0	1	11/14/21 16:15	11/16/21 02:31	7440-36-0	
Arsenic	ND	ug/L	1.0	1	11/14/21 16:15	11/16/21 02:31	7440-38-2	
Cobalt	ND	ug/L	1.0	1	11/14/21 16:15	11/16/21 02:31	7440-48-4	
Selenium	ND	ug/L	1.0	1	11/14/21 16:15	11/16/21 02:31	7782-49-2	
2320B Alkalinity	Analytical Method: SM 2320B							
	Pace Analytical Services - Indianapolis							
Alkalinity, Total as CaCO3	**236**	mg/L	2.0	1		11/17/21 19:37		
Alkalinity,Bicarbonate (CaCO3)	**233**	mg/L	2.0	1		11/17/21 19:37		
Alkalinity,Carbonate (CaCO3)	**3.4**	mg/L	2.0	1		11/17/21 19:37		
2540C Total Dissolved Solids	Analytical Method: SM 2540C							
	Pace Analytical Services - Indianapolis							
Total Dissolved Solids	**462**	mg/L	10.0	1		11/15/21 07:01		
4500H+ pH, Electrometric	Analytical Method: SM 4500-H+B							
	Pace Analytical Services - Indianapolis							
pH at 25 Degrees C	**7.5**	Std. Units	0.10	1		11/15/21 15:20		H3

REPORT OF LABORATORY ANALYSIS

This report shall not be reproduced, except in full,
without the written consent of Pace Analytical Services, LLC.

Pace Analytical Services, LLC
7726 Moller Road
Indianapolis, IN 46268
(317)228-3100

ANALYTICAL RESULTS

Project: Eagle Valley P1R1
Pace Project No.: 50302638

Sample: MW-2D **Lab ID: 50302638003** Collected: 11/10/21 14:55 Received: 11/11/21 15:15 Matrix: Water

Parameters	Results	Units	Report Limit	DF	Prepared	Analyzed	CAS No.	Qual
4500S2D Sulfide Water	Analytical Method: SM 4500-S2-D Pace Analytical Services - Indianapolis							
Sulfide	ND	mg/L	0.10	1		11/17/21 13:31	18496-25-8	
353.2 Nitrogen, NO2/NO3 unpres	Analytical Method: EPA 353.2 Pace Analytical Services - Indianapolis							
Nitrogen, Nitrate	ND	mg/L	0.10	1		11/11/21 19:02	14797-55-8	
Nitrogen, Nitrite	ND	mg/L	0.10	1		11/11/21 19:02	14797-65-0	
5310C TOC	Analytical Method: SM 5310C Pace Analytical Services - Indianapolis							
Total Organic Carbon	ND	mg/L	1.0	1		11/28/21 06:05	7440-44-0	
5310C Dissolved Organic Carbon	Analytical Method: SM 5310C Pace Analytical Services - Indianapolis							
Dissolved Organic Carbon	**1.1**	mg/L	1.0	1		11/29/21 01:23		

REPORT OF LABORATORY ANALYSIS

This report shall not be reproduced, except in full,
without the written consent of Pace Analytical Services, LLC.

Pace Analytical Services, LLC
7726 Moller Road
Indianapolis, IN 46268
(317)228-3100

ANALYTICAL RESULTS

Project: Eagle Valley P1R1
Pace Project No.: 50302638

Sample: MW-12S **Lab ID: 50302638004** Collected: 11/10/21 14:36 Received: 11/11/21 15:15 Matrix: Water

Parameters	Results	Units	Report Limit	DF	Prepared	Analyzed	CAS No.	Qual
9056 IC Anions	Analytical Method: EPA 9056							
	Pace Analytical Services - Indianapolis							
Chloride	**68.4**	mg/L	25.0	100		11/16/21 06:41	16887-00-6	
Fluoride	**0.22**	mg/L	0.10	1		11/16/21 06:26	16984-48-8	
Sulfate	**192**	mg/L	25.0	100		11/16/21 06:41	14808-79-8	
6010 MET ICP	Analytical Method: EPA 6010 Preparation Method: EPA 3010							
	Pace Analytical Services - Indianapolis							
Aluminum	ND	ug/L	200	1	11/19/21 06:35	11/20/21 18:18	7429-90-5	
Barium	**127**	ug/L	10.0	1	11/19/21 06:35	11/20/21 18:18	7440-39-3	
Boron	**6030**	ug/L	100	1	11/19/21 06:35	11/20/21 18:18	7440-42-8	
Calcium	**131000**	ug/L	1000	1	11/19/21 06:35	11/20/21 18:18	7440-70-2	
Iron	**130**	ug/L	100	1	11/19/21 06:35	11/20/21 18:18	7439-89-6	
Lithium	**129**	ug/L	20.0	1	11/19/21 06:35	11/20/21 18:18	7439-93-2	
Magnesium	**26300**	ug/L	1000	1	11/19/21 06:35	11/20/21 18:18	7439-95-4	
Manganese	**222**	ug/L	10.0	1	11/19/21 06:35	11/20/21 18:18	7439-96-5	
Molybdenum	**33.8**	ug/L	10.0	1	11/19/21 06:35	11/20/21 18:18	7439-98-7	
Potassium	**12300**	ug/L	1000	1	11/19/21 06:35	11/20/21 18:18	7440-09-7	
Silica	**10900**	ug/L	450	1	11/19/21 06:35	11/20/21 18:18	7631-86-9	N2
Sodium	**90800**	ug/L	1000	1	11/19/21 06:35	11/20/21 18:18	7440-23-5	
6010 MET ICP, Dissolved	Analytical Method: EPA 6010 Preparation Method: EPA 3010							
	Pace Analytical Services - Indianapolis							
Manganese, Dissolved	ND	ug/L	10.0	1	11/22/21 06:48	11/23/21 03:32	7439-96-5	
Molybdenum, Dissolved	**33.3**	ug/L	10.0	1	11/22/21 06:48	11/23/21 03:32	7439-98-7	
6020 MET ICPMS	Analytical Method: EPA 6020 Preparation Method: EPA 200.2							
	Pace Analytical Services - Indianapolis							
Antimony	**1.5**	ug/L	1.0	1	11/14/21 16:15	11/16/21 02:36	7440-36-0	
Arsenic	**1.4**	ug/L	1.0	1	11/14/21 16:15	11/16/21 02:36	7440-38-2	
Cobalt	ND	ug/L	1.0	1	11/14/21 16:15	11/16/21 02:36	7440-48-4	
Selenium	**15.3**	ug/L	1.0	1	11/14/21 16:15	11/16/21 02:36	7782-49-2	
2320B Alkalinity	Analytical Method: SM 2320B							
	Pace Analytical Services - Indianapolis							
Alkalinity, Total as CaCO3	**344**	mg/L	2.0	1		11/17/21 19:37		
Alkalinity,Bicarbonate (CaCO3)	**344**	mg/L	2.0	1		11/17/21 19:37		
Alkalinity,Carbonate (CaCO3)	ND	mg/L	2.0	1		11/17/21 19:37		
2540C Total Dissolved Solids	Analytical Method: SM 2540C							
	Pace Analytical Services - Indianapolis							
Total Dissolved Solids	**775**	mg/L	10.0	1		11/15/21 07:01		
4500H+ pH, Electrometric	Analytical Method: SM 4500-H+B							
	Pace Analytical Services - Indianapolis							
pH at 25 Degrees C	**7.2**	Std. Units	0.10	1		11/15/21 15:19		H3

REPORT OF LABORATORY ANALYSIS

This report shall not be reproduced, except in full,
without the written consent of Pace Analytical Services, LLC.

Pace Analytical Services, LLC
7726 Moller Road
Indianapolis, IN 46268
(317)228-3100

ANALYTICAL RESULTS

Project: Eagle Valley P1R1
Pace Project No.: 50302638

Sample: MW-12S **Lab ID: 50302638004** Collected: 11/10/21 14:36 Received: 11/11/21 15:15 Matrix: Water

Parameters	Results	Units	Report Limit	DF	Prepared	Analyzed	CAS No.	Qual
4500S2D Sulfide Water	Analytical Method: SM 4500-S2-D Pace Analytical Services - Indianapolis							
Sulfide	ND	mg/L	0.10	1		11/17/21 13:31	18496-25-8	
353.2 Nitrogen, NO2/NO3 unpres	Analytical Method: EPA 353.2 Pace Analytical Services - Indianapolis							
Nitrogen, Nitrate	**0.37**	mg/L	0.10	1		11/11/21 19:26	14797-55-8	
Nitrogen, Nitrite	ND	mg/L	0.10	1		11/11/21 19:26	14797-65-0	
5310C TOC	Analytical Method: SM 5310C Pace Analytical Services - Indianapolis							
Total Organic Carbon	ND	mg/L	1.0	1		11/28/21 06:31	7440-44-0	
5310C Dissolved Organic Carbon	Analytical Method: SM 5310C Pace Analytical Services - Indianapolis							
Dissolved Organic Carbon	ND	mg/L	1.0	1		11/29/21 01:59		

REPORT OF LABORATORY ANALYSIS

This report shall not be reproduced, except in full,
without the written consent of Pace Analytical Services, LLC.

Pace Analytical Services, LLC
7726 Moller Road
Indianapolis, IN 46268
(317)228-3100

QUALITY CONTROL DATA

Project: Eagle Valley P1R1
Pace Project No.: 50302638

QC Batch: 650381
QC Batch Method: EPA 9056
Analysis Method: EPA 9056
Analysis Description: 9056 IC Anions
Laboratory: Pace Analytical Services - Indianapolis
Associated Lab Samples: 50302638001, 50302638002, 50302638003, 50302638004

METHOD BLANK: 2997823 Matrix: Water
Associated Lab Samples: 50302638001, 50302638002, 50302638003, 50302638004

Parameter	Units	Blank Result	Reporting Limit	Analyzed	Qualifiers
Chloride	mg/L	ND	0.25	11/17/21 01:09	
Fluoride	mg/L	ND	0.10	11/17/21 01:09	
Sulfate	mg/L	ND	0.25	11/17/21 01:09	

LABORATORY CONTROL SAMPLE: 2997824

Parameter	Units	Spike Conc.	LCS Result	LCS % Rec	% Rec Limits	Qualifiers
Chloride	mg/L	1.2	1.1	90	80-120	
Fluoride	mg/L	0.5	0.44	89	80-120	
Sulfate	mg/L	2.5	2.4	96	80-120	

MATRIX SPIKE & MATRIX SPIKE DUPLICATE: 2997825 2997826

Parameter	Units	50302637005 Result	MS Spike Conc.	MSD Spike Conc.	MS Result	MSD Result	MS % Rec	MSD % Rec	% Rec Limits	RPD	Max RPD	Qual
Chloride	mg/L	121	12.5	12.5	131	129	84	64	80-120	2	15	E,M0
Fluoride	mg/L	0.28	0.5	0.5	0.71	0.71	87	87	80-120	0	15	
Sulfate	mg/L	125	25	25	151	148	103	89	80-120	2	15	

Results presented on this page are in the units indicated by the "Units" column except where an alternate unit is presented to the right of the result.

REPORT OF LABORATORY ANALYSIS

This report shall not be reproduced, except in full,
without the written consent of Pace Analytical Services, LLC.

Pace Analytical Services, LLC
7726 Moller Road
Indianapolis, IN 46268
(317)228-3100

QUALITY CONTROL DATA

Project: Eagle Valley P1R1
Pace Project No.: 50302638

QC Batch: 650667
QC Batch Method: EPA 3010
Analysis Method: EPA 6010
Analysis Description: 6010 MET
Laboratory: Pace Analytical Services - Indianapolis
Associated Lab Samples: 50302638001, 50302638002, 50302638003, 50302638004

METHOD BLANK: 2998770 Matrix: Water
Associated Lab Samples: 50302638001, 50302638002, 50302638003, 50302638004

Parameter	Units	Blank Result	Reporting Limit	Analyzed	Qualifiers
Aluminum	ug/L	ND	200	11/20/21 18:07	
Barium	ug/L	ND	10.0	11/20/21 18:07	
Boron	ug/L	ND	100	11/20/21 18:07	
Calcium	ug/L	ND	1000	11/20/21 18:07	
Iron	ug/L	ND	100	11/20/21 18:07	
Lithium	ug/L	ND	20.0	11/20/21 18:07	
Magnesium	ug/L	ND	1000	11/20/21 18:07	
Manganese	ug/L	ND	10.0	11/20/21 18:07	
Molybdenum	ug/L	ND	10.0	11/20/21 18:07	
Potassium	ug/L	ND	1000	11/20/21 18:07	
Silica	ug/L	ND	450	11/20/21 18:07	N2
Sodium	ug/L	ND	1000	11/20/21 18:07	

LABORATORY CONTROL SAMPLE: 2998771

Parameter	Units	Spike Conc.	LCS Result	LCS % Rec	% Rec Limits	Qualifiers
Aluminum	ug/L	5000	5120	102	80-120	
Barium	ug/L	1000	972	97	80-120	
Boron	ug/L	1000	993	99	80-120	
Calcium	ug/L	5000	5240	105	80-120	
Iron	ug/L	2500	2500	100	80-120	
Lithium	ug/L	1000	1080	108	80-120	
Magnesium	ug/L	5000	4960	99	80-120	
Manganese	ug/L	1000	992	99	80-120	
Molybdenum	ug/L	1000	1000	100	80-120	
Potassium	ug/L	5000	5140	103	80-120	
Silica	ug/L	5350	5200	97	80-120	N2
Sodium	ug/L	5000	5100	102	80-120	

MATRIX SPIKE & MATRIX SPIKE DUPLICATE: 2998772 2998773

Parameter	Units	50302882003 Result	MS Spike Conc.	MSD Spike Conc.	MS Result	MSD Result	MS % Rec	MSD % Rec	% Rec Limits	RPD	Max RPD	Qual
Aluminum	ug/L	0.23 mg/L	5000	5000	5650	5680	108	109	75-125	0	20	
Barium	ug/L	0.025 mg/L	1000	1000	994	978	97	95	75-125	2	20	
Boron	ug/L	ND	1000	1000	1100	1110	102	103	75-125	1	20	

Results presented on this page are in the units indicated by the "Units" column except where an alternate unit is presented to the right of the result.

REPORT OF LABORATORY ANALYSIS

This report shall not be reproduced, except in full,
without the written consent of Pace Analytical Services, LLC.

Pace Analytical Services, LLC
7726 Moller Road
Indianapolis, IN 46268
(317)228-3100

QUALITY CONTROL DATA

Project: Eagle Valley P1R1
Pace Project No.: 50302638

MATRIX SPIKE & MATRIX SPIKE DUPLICATE: 2998772 2998773

Parameter	Units	50302882003 Result	MS Spike Conc.	MSD Spike Conc.	MS Result	MSD Result	MS % Rec	MSD % Rec	% Rec Limits	RPD	Max RPD	Qual
Calcium	ug/L	256 mg/L	5000	5000	258000	259000	58	72	75-125	0	20	E,P6
Iron	ug/L	16.6 mg/L	2500	2500	18600	18900	82	93	75-125	1	20	
Lithium	ug/L	ND	1000	1000	1150	1120	114	111	75-125	2	20	
Magnesium	ug/L	288 mg/L	5000	5000	288000	290000	16	48	75-125	1	20	P6
Manganese	ug/L	0.32 mg/L	1000	1000	1280	1280	96	96	75-125	0	20	
Molybdenum	ug/L	ND	1000	1000	978	977	98	97	75-125	0	20	
Potassium	ug/L	1.7 mg/L	5000	5000	7230	7120	112	109	75-125	2	20	
Silica	ug/L	18.1 mg/L	5350	5350	16300	20400	-35	43	75-125	23	20	N2
Sodium	ug/L	494 mg/L	5000	5000	508000	500000	268	114	75-125	2	20	E,P6

Results presented on this page are in the units indicated by the "Units" column except where an alternate unit is presented to the right of the result.

REPORT OF LABORATORY ANALYSIS

This report shall not be reproduced, except in full,
without the written consent of Pace Analytical Services, LLC.

Pace Analytical Services, LLC
7726 Moller Road
Indianapolis, IN 46268
(317)228-3100

QUALITY CONTROL DATA

Project: Eagle Valley P1R1
Pace Project No.: 50302638

QC Batch: 651286
QC Batch Method: EPA 3010
Analysis Method: EPA 6010
Analysis Description: 6010 MET Dissolved
Laboratory: Pace Analytical Services - Indianapolis
Associated Lab Samples: 50302638001, 50302638002, 50302638003, 50302638004

METHOD BLANK: 3001676 Matrix: Water
Associated Lab Samples: 50302638001, 50302638002, 50302638003, 50302638004

Parameter	Units	Blank Result	Reporting Limit	Analyzed	Qualifiers
Manganese, Dissolved	ug/L	ND	10.0	11/23/21 02:32	
Molybdenum, Dissolved	ug/L	ND	10.0	11/23/21 02:32	

LABORATORY CONTROL SAMPLE: 3001677

Parameter	Units	Spike Conc.	LCS Result	LCS % Rec	% Rec Limits	Qualifiers
Manganese, Dissolved	ug/L	1000	975	98	80-120	
Molybdenum, Dissolved	ug/L	1000	945	94	80-120	

MATRIX SPIKE & MATRIX SPIKE DUPLICATE: 3001678 3001679

Parameter	Units	50302629005 Result	MS Spike Conc.	MSD Spike Conc.	MS Result	MSD Result	MS % Rec	MSD % Rec	% Rec Limits	RPD	Max RPD	Qual
Manganese, Dissolved	ug/L	ND	1000	1000	942	958	94	95	75-125	2	20	
Molybdenum, Dissolved	ug/L	ND	1000	1000	948	969	95	97	75-125	2	20	

MATRIX SPIKE & MATRIX SPIKE DUPLICATE: 3001680 3001681

Parameter	Units	50302637005 Result	MS Spike Conc.	MSD Spike Conc.	MS Result	MSD Result	MS % Rec	MSD % Rec	% Rec Limits	RPD	Max RPD	Qual
Manganese, Dissolved	ug/L	108	1000	1000	1040	1110	94	100	75-125	6	20	
Molybdenum, Dissolved	ug/L	81.8	1000	1000	1040	1040	96	95	75-125	0	20	

Results presented on this page are in the units indicated by the "Units" column except where an alternate unit is presented to the right of the result.

REPORT OF LABORATORY ANALYSIS

This report shall not be reproduced, except in full,
without the written consent of Pace Analytical Services, LLC.

Pace Analytical Services, LLC
7726 Moller Road
Indianapolis, IN 46268
(317)228-3100

QUALITY CONTROL DATA

Project: Eagle Valley P1R1
Pace Project No.: 50302638

QC Batch: 650248
QC Batch Method: EPA 200.2
Analysis Method: EPA 6020
Analysis Description: 6020 MET
Laboratory: Pace Analytical Services - Indianapolis
Associated Lab Samples: 50302638001, 50302638002, 50302638003, 50302638004

METHOD BLANK: 2997239 Matrix: Water
Associated Lab Samples: 50302638001, 50302638002, 50302638003, 50302638004

Parameter	Units	Blank Result	Reporting Limit	Analyzed	Qualifiers
Antimony	ug/L	ND	1.0	11/16/21 00:41	
Arsenic	ug/L	ND	1.0	11/16/21 00:41	
Cobalt	ug/L	ND	1.0	11/16/21 00:41	
Selenium	ug/L	ND	1.0	11/16/21 00:41	

LABORATORY CONTROL SAMPLE: 2997240

Parameter	Units	Spike Conc.	LCS Result	LCS % Rec	% Rec Limits	Qualifiers
Antimony	ug/L	40	37.9	95	80-120	
Arsenic	ug/L	40	33.5	84	80-120	
Cobalt	ug/L	40	36.2	90	80-120	
Selenium	ug/L	40	34.2	86	80-120	

MATRIX SPIKE & MATRIX SPIKE DUPLICATE: 2997241 2997242

Parameter	Units	50301939023 Result	MS Spike Conc.	MSD Spike Conc.	MS Result	MSD Result	MS % Rec	MSD % Rec	% Rec Limits	RPD	Max RPD	Qual
Antimony	ug/L	ND	40	40	39.5	39.7	98	99	75-125	0	20	
Arsenic	ug/L	0.0030 mg/L	40	40	36.7	37.0	84	85	75-125	1	20	
Cobalt	ug/L	ND	40	40	34.6	35.7	85	88	75-125	3	20	
Selenium	ug/L	ND	40	40	35.4	35.5	88	88	75-125	0	20	

Results presented on this page are in the units indicated by the "Units" column except where an alternate unit is presented to the right of the result.

REPORT OF LABORATORY ANALYSIS

This report shall not be reproduced, except in full,
without the written consent of Pace Analytical Services, LLC.

Pace Analytical Services, LLC
7726 Moller Road
Indianapolis, IN 46268
(317)228-3100

QUALITY CONTROL DATA

Project: Eagle Valley P1R1
Pace Project No.: 50302638

QC Batch: 651007 | Analysis Method: SM 2320B
QC Batch Method: SM 2320B | Analysis Description: 2320B Alkalinity
Laboratory: Pace Analytical Services - Indianapolis
Associated Lab Samples: 50302638001, 50302638002, 50302638003, 50302638004

METHOD BLANK: 3000368 Matrix: Water
Associated Lab Samples: 50302638001, 50302638002, 50302638003, 50302638004

Parameter	Units	Blank Result	Reporting Limit	Analyzed	Qualifiers
Alkalinity, Total as CaCO3	mg/L	ND	2.0	11/17/21 19:37	
Alkalinity,Bicarbonate (CaCO3)	mg/L	ND	2.0	11/17/21 19:37	
Alkalinity,Carbonate (CaCO3)	mg/L	ND	2.0	11/17/21 19:37	

LABORATORY CONTROL SAMPLE: 3000369

Parameter	Units	Spike Conc.	LCS Result	LCS % Rec	% Rec Limits	Qualifiers
Alkalinity, Total as CaCO3	mg/L	50	48.8	98	90-110	

SAMPLE DUPLICATE: 3000371

Parameter	Units	50302629005 Result	Dup Result	RPD	Max RPD	Qualifiers
Alkalinity, Total as CaCO3	mg/L	257	266	4	20	
Alkalinity,Bicarbonate (CaCO3)	mg/L	257	266	4	20	
Alkalinity,Carbonate (CaCO3)	mg/L	ND	ND		20	

Results presented on this page are in the units indicated by the "Units" column except where an alternate unit is presented to the right of the result.

REPORT OF LABORATORY ANALYSIS

This report shall not be reproduced, except in full,
without the written consent of Pace Analytical Services, LLC.

Pace Analytical Services, LLC
7726 Moller Road
Indianapolis, IN 46268
(317)228-3100

QUALITY CONTROL DATA

Project: Eagle Valley P1R1
Pace Project No.: 50302638

QC Batch: 650318 | Analysis Method: SM 2540C
QC Batch Method: SM 2540C | Analysis Description: 2540C Total Dissolved Solids
Laboratory: Pace Analytical Services - Indianapolis
Associated Lab Samples: 50302638001, 50302638002, 50302638003, 50302638004

METHOD BLANK: 2997684 Matrix: Water
Associated Lab Samples: 50302638001, 50302638002, 50302638003, 50302638004

Parameter	Units	Blank Result	Reporting Limit	Analyzed	Qualifiers
Total Dissolved Solids	mg/L	ND	10.0	11/15/21 06:58	

LABORATORY CONTROL SAMPLE: 2997685

Parameter	Units	Spike Conc.	LCS Result	LCS % Rec	% Rec Limits	Qualifiers
Total Dissolved Solids	mg/L	300	298	99	80-120	

SAMPLE DUPLICATE: 2997686

Parameter	Units	50302637003 Result	Dup Result	RPD	Max RPD	Qualifiers
Total Dissolved Solids	mg/L	738	722	2	10	

SAMPLE DUPLICATE: 2997687

Parameter	Units	50302637005 Result	Dup Result	RPD	Max RPD	Qualifiers
Total Dissolved Solids	mg/L	582	572	2	10	

Results presented on this page are in the units indicated by the "Units" column except where an alternate unit is presented to the right of the result.

REPORT OF LABORATORY ANALYSIS

This report shall not be reproduced, except in full,
without the written consent of Pace Analytical Services, LLC.

Pace Analytical Services, LLC
7726 Moller Road
Indianapolis, IN 46268
(317)228-3100

QUALITY CONTROL DATA

Project: Eagle Valley P1R1
Pace Project No.: 50302638

QC Batch: 650527
QC Batch Method: SM 4500-H+B
Analysis Method: SM 4500-H+B
Analysis Description: 4500H+B pH
Laboratory: Pace Analytical Services - Indianapolis
Associated Lab Samples: 50302638001, 50302638002, 50302638003, 50302638004

SAMPLE DUPLICATE: 2998318

Parameter	Units	50302638003 Result	Dup Result	RPD	Max RPD	Qualifiers
pH at 25 Degrees C	Std. Units	7.5	7.6	1	2	H3

SAMPLE DUPLICATE: 2998319

Parameter	Units	50302631014 Result	Dup Result	RPD	Max RPD	Qualifiers
pH at 25 Degrees C	Std. Units	6.8	6.8	0	2	H3

Results presented on this page are in the units indicated by the "Units" column except where an alternate unit is presented to the right of the result.

REPORT OF LABORATORY ANALYSIS

This report shall not be reproduced, except in full,
without the written consent of Pace Analytical Services, LLC.

Pace Analytical Services, LLC
7726 Moller Road
Indianapolis, IN 46268
(317)228-3100

QUALITY CONTROL DATA

Project: Eagle Valley P1R1
Pace Project No.: 50302638

QC Batch: 650898 | Analysis Method: SM 4500-S2-D
QC Batch Method: SM 4500-S2-D | Analysis Description: 4500S2D Sulfide Water
Laboratory: Pace Analytical Services - Indianapolis
Associated Lab Samples: 50302638001, 50302638002, 50302638003, 50302638004

METHOD BLANK: 2999876 Matrix: Water
Associated Lab Samples: 50302638001, 50302638002, 50302638003, 50302638004

Parameter	Units	Blank Result	Reporting Limit	Analyzed	Qualifiers
Sulfide	mg/L	ND	0.10	11/17/21 13:31	

LABORATORY CONTROL SAMPLE: 2999877

Parameter	Units	Spike Conc.	LCS Result	LCS % Rec	% Rec Limits	Qualifiers
Sulfide	mg/L	0.5	0.52	104	90-110	

MATRIX SPIKE & MATRIX SPIKE DUPLICATE: 2999878 2999879

Parameter	Units	50302637005 Result	MS Spike Conc.	MSD Spike Conc.	MS Result	MSD Result	MS % Rec	MSD % Rec	% Rec Limits	RPD	Max RPD	Qual
Sulfide	mg/L	ND	0.5	0.5	0.45	0.44	89	86	90-110	4	20	M3

MATRIX SPIKE SAMPLE: 2999880

Parameter	Units	50302714001 Result	Spike Conc.	MS Result	MS % Rec	% Rec Limits	Qualifiers
Sulfide	mg/L	ND	0.5	0.18	36	90-110	M0

Results presented on this page are in the units indicated by the "Units" column except where an alternate unit is presented to the right of the result.

REPORT OF LABORATORY ANALYSIS

This report shall not be reproduced, except in full,
without the written consent of Pace Analytical Services, LLC.

Pace Analytical Services, LLC
7726 Moller Road
Indianapolis, IN 46268
(317)228-3100

QUALITY CONTROL DATA

Project: Eagle Valley P1R1
Pace Project No.: 50302638

QC Batch: 649952
QC Batch Method: EPA 353.2
Analysis Method: EPA 353.2
Analysis Description: 353.2 Nitrate + Nitrite, Unpres.
Laboratory: Pace Analytical Services - Indianapolis
Associated Lab Samples: 50302638001, 50302638002, 50302638003, 50302638004

METHOD BLANK: 2995335 Matrix: Water
Associated Lab Samples: 50302638001, 50302638002, 50302638003, 50302638004

Parameter	Units	Blank Result	Reporting Limit	Analyzed	Qualifiers
Nitrogen, Nitrate	mg/L	ND	0.10	11/11/21 18:15	
Nitrogen, Nitrite	mg/L	ND	0.10	11/11/21 18:15	

LABORATORY CONTROL SAMPLE: 2995336

Parameter	Units	Spike Conc.	LCS Result	LCS % Rec	% Rec Limits	Qualifiers
Nitrogen, Nitrate	mg/L	1	1.0	103	90-110	
Nitrogen, Nitrite	mg/L	1	1.1	107	90-110	

MATRIX SPIKE & MATRIX SPIKE DUPLICATE: 2995337 2995338

Parameter	Units	50302629005 Result	MS Spike Conc.	MSD Spike Conc.	MS Result	MSD Result	MS % Rec	MSD % Rec	% Rec Limits	RPD	Max RPD	Qual
Nitrogen, Nitrate	mg/L	0.75	1	1	1.8	1.9	110	112	90-110	1	20	
Nitrogen, Nitrite	mg/L	ND	1	1	1.1	1.1	113	113	90-110	0	20	M3

MATRIX SPIKE & MATRIX SPIKE DUPLICATE: 2995396 2995397

Parameter	Units	50302637005 Result	MS Spike Conc.	MSD Spike Conc.	MS Result	MSD Result	MS % Rec	MSD % Rec	% Rec Limits	RPD	Max RPD	Qual
Nitrogen, Nitrate	mg/L	ND	1	1	1.1	1.1	106	108	90-110	2	20	
Nitrogen, Nitrite	mg/L	ND	1	1	1.1	1.1	111	111	90-110	0	20	M3

Results presented on this page are in the units indicated by the "Units" column except where an alternate unit is presented to the right of the result.

REPORT OF LABORATORY ANALYSIS

This report shall not be reproduced, except in full,
without the written consent of Pace Analytical Services, LLC.

Pace Analytical Services, LLC
7726 Moller Road
Indianapolis, IN 46268
(317)228-3100

QUALITY CONTROL DATA

Project: Eagle Valley P1R1
Pace Project No.: 50302638

QC Batch: 652580 | Analysis Method: SM 5310C
QC Batch Method: SM 5310C | Analysis Description: 5310C Total Organic Carbon
Laboratory: Pace Analytical Services - Indianapolis
Associated Lab Samples: 50302638001, 50302638002, 50302638003, 50302638004

METHOD BLANK: 3007515 Matrix: Water
Associated Lab Samples: 50302638001, 50302638002, 50302638003, 50302638004

Parameter	Units	Blank Result	Reporting Limit	Analyzed	Qualifiers
Total Organic Carbon	mg/L	ND	1.0	11/27/21 20:52	

LABORATORY CONTROL SAMPLE: 3007516

Parameter	Units	Spike Conc.	LCS Result	LCS % Rec	% Rec Limits	Qualifiers
Total Organic Carbon	mg/L	10	9.6	96	90-110	

MATRIX SPIKE & MATRIX SPIKE DUPLICATE: 3007517 3007518

Parameter	Units	50302629005 Result	MS Spike Conc.	MSD Spike Conc.	MS Result	MSD Result	MS % Rec	MSD % Rec	% Rec Limits	RPD	Max RPD	Qual
Total Organic Carbon	mg/L	ND	10	10	10.5	10.2	99	96	80-120	3	20	

MATRIX SPIKE & MATRIX SPIKE DUPLICATE: 3007519 3007520

Parameter	Units	50302637005 Result	MS Spike Conc.	MSD Spike Conc.	MS Result	MSD Result	MS % Rec	MSD % Rec	% Rec Limits	RPD	Max RPD	Qual
Total Organic Carbon	mg/L	ND	10	10	10.6	10.5	96	95	80-120	1	20	

Results presented on this page are in the units indicated by the "Units" column except where an alternate unit is presented to the right of the result.

REPORT OF LABORATORY ANALYSIS

This report shall not be reproduced, except in full,
without the written consent of Pace Analytical Services, LLC.

Pace Analytical Services, LLC
7726 Moller Road
Indianapolis, IN 46268
(317)228-3100

QUALITY CONTROL DATA

Project: Eagle Valley P1R1
Pace Project No.: 50302638

QC Batch: 652604 | Analysis Method: SM 5310C
QC Batch Method: SM 5310C | Analysis Description: 5310C Dissolved Organic Carbon
Laboratory: Pace Analytical Services - Indianapolis
Associated Lab Samples: 50302638001, 50302638002, 50302638003, 50302638004

METHOD BLANK: 3007560 Matrix: Water
Associated Lab Samples: 50302638001, 50302638002, 50302638003, 50302638004

Parameter	Units	Blank Result	Reporting Limit	Analyzed	Qualifiers
Dissolved Organic Carbon	mg/L	ND	1.0	11/28/21 20:24	

LABORATORY CONTROL SAMPLE: 3007561

Parameter	Units	Spike Conc.	LCS Result	LCS % Rec	% Rec Limits	Qualifiers
Dissolved Organic Carbon	mg/L	10	10.3	103	90-110	

MATRIX SPIKE & MATRIX SPIKE DUPLICATE: 3007562 3007563

Parameter	Units	50302629005 Result	MS Spike Conc.	MSD Spike Conc.	MS Result	MSD Result	MS % Rec	MSD % Rec	% Rec Limits	RPD	Max RPD	Qual
Dissolved Organic Carbon	mg/L	ND	10	10	11.1	11.1	104	104	80-120	0	20	

MATRIX SPIKE & MATRIX SPIKE DUPLICATE: 3007564 3007565

Parameter	Units	50302637005 Result	MS Spike Conc.	MSD Spike Conc.	MS Result	MSD Result	MS % Rec	MSD % Rec	% Rec Limits	RPD	Max RPD	Qual
Dissolved Organic Carbon	mg/L	ND	10	10	11.8	11.6	109	107	80-120	2	20	

Results presented on this page are in the units indicated by the "Units" column except where an alternate unit is presented to the right of the result.

REPORT OF LABORATORY ANALYSIS

This report shall not be reproduced, except in full,
without the written consent of Pace Analytical Services, LLC.

Pace Analytical Services, LLC
7726 Moller Road
Indianapolis, IN 46268
(317)228-3100

ANALYTICAL RESULTS - RADIOCHEMISTRY

Project: Eagle Valley P1R1
Pace Project No.: 50302638

Sample: MW-2S **Lab ID: 50302638001** Collected: 11/10/21 12:50 Received: 11/11/21 15:15 Matrix: Water
PWS: Site ID: Sample Type:

Parameters	Method	Act ± Unc (MDC) Carr Trac	Units	Analyzed	CAS No.	Qual
	Pace Analytical Services - Greensburg					
Radium-226	EPA 903.1	**0.649 ± 0.375 (0.146) C:NA T:92%**	pCi/L	12/15/21 16:50	13982-63-3	
	Pace Analytical Services - Greensburg					
Radium-228	EPA 904.0	**0.824 ± 0.468 (0.855) C:68% T:86%**	pCi/L	12/20/21 14:54	15262-20-1	
	Pace Analytical Services - Greensburg					
Total Radium	Total Radium Calculation	**1.47 ± 0.843 (1.00)**	pCi/L	12/21/21 09:26	7440-14-4	

This report shall not be reproduced, except in full,
without the written consent of Pace Analytical Services, LLC.

Pace Analytical Services, LLC
7726 Moller Road
Indianapolis, IN 46268
(317)228-3100

ANALYTICAL RESULTS - RADIOCHEMISTRY

Project: Eagle Valley P1R1
Pace Project No.: 50302638

Sample: MW-2I **Lab ID: 50302638002** Collected: 11/10/21 14:00 Received: 11/11/21 15:15 Matrix: Water
PWS: Site ID: Sample Type:

Parameters	Method	Act ± Unc (MDC) Carr Trac	Units	Analyzed	CAS No.	Qual
	Pace Analytical Services - Greensburg					
Radium-226	EPA 903.1	**0.683 ± 0.446 (0.457) C:NA T:94%**	pCi/L	12/15/21 16:50	13982-63-3	
	Pace Analytical Services - Greensburg					
Radium-228	EPA 904.0	**0.906 ± 0.555 (1.04) C:64% T:81%**	pCi/L	12/20/21 14:54	15262-20-1	
	Pace Analytical Services - Greensburg					
Total Radium	Total Radium Calculation	**1.59 ± 1.00 (1.50)**	pCi/L	12/21/21 09:26	7440-14-4	

This report shall not be reproduced, except in full,
without the written consent of Pace Analytical Services, LLC.

Pace Analytical Services, LLC
7726 Moller Road
Indianapolis, IN 46268
(317)228-3100

ANALYTICAL RESULTS - RADIOCHEMISTRY

Project: Eagle Valley P1R1
Pace Project No.: 50302638

Sample: MW-2D **Lab ID: 50302638003** Collected: 11/10/21 14:55 Received: 11/11/21 15:15 Matrix: Water
PWS: Site ID: Sample Type:

Parameters	Method	Act ± Unc (MDC) Carr Trac	Units	Analyzed	CAS No.	Qual
	Pace Analytical Services - Greensburg					
Radium-226	EPA 903.1	**1.21 ± 0.607 (0.496) C:NA T:89%**	pCi/L	12/15/21 16:50	13982-63-3	
	Pace Analytical Services - Greensburg					
Radium-228	EPA 904.0	**0.553 ± 0.377 (0.709) C:69% T:84%**	pCi/L	12/20/21 14:55	15262-20-1	
	Pace Analytical Services - Greensburg					
Total Radium	Total Radium Calculation	**1.76 ± 0.984 (1.21)**	pCi/L	12/21/21 09:26	7440-14-4	

REPORT OF LABORATORY ANALYSIS

This report shall not be reproduced, except in full,
without the written consent of Pace Analytical Services, LLC.

Pace Analytical Services, LLC
7726 Moller Road
Indianapolis, IN 46268
(317)228-3100

ANALYTICAL RESULTS - RADIOCHEMISTRY

Project: Eagle Valley P1R1
Pace Project No.: 50302638

Sample: MW-12S **Lab ID: 50302638004** Collected: 11/10/21 14:36 Received: 11/11/21 15:15 Matrix: Water
PWS: Site ID: Sample Type:

Parameters	Method	Act ± Unc (MDC) Carr Trac	Units	Analyzed	CAS No.	Qual
	Pace Analytical Services - Greensburg					
Radium-226	EPA 903.1	**0.388 ± 0.291 (0.150) C:NA T:89%**	pCi/L	12/15/21 16:50	13982-63-3	
	Pace Analytical Services - Greensburg					
Radium-228	EPA 904.0	**0.174 ± 0.309 (0.676) C:67% T:94%**	pCi/L	12/20/21 14:55	15262-20-1	
	Pace Analytical Services - Greensburg					
Total Radium	Total Radium Calculation	**0.562 ± 0.600 (0.826)**	pCi/L	12/21/21 09:26	7440-14-4	

This report shall not be reproduced, except in full,
without the written consent of Pace Analytical Services, LLC.

Pace Analytical Services, LLC
7726 Moller Road
Indianapolis, IN 46268
(317)228-3100

QUALITY CONTROL - RADIOCHEMISTRY

Project: Eagle Valley P1R1
Pace Project No.: 50302638

QC Batch: 473919
QC Batch Method: EPA 903.1
Analysis Method: EPA 903.1
Analysis Description: 903.1 Radium-226
Laboratory: Pace Analytical Services - Greensburg
Associated Lab Samples: 50302638001, 50302638002, 50302638003, 50302638004

METHOD BLANK: 2289371 Matrix: Water
Associated Lab Samples: 50302638001, 50302638002, 50302638003, 50302638004

Parameter	Act ± Unc (MDC) Carr Trac	Units	Analyzed	Qualifiers
Radium-226	0.000 ± 0.177 (0.285) C:NA T:96%	pCi/L	12/15/21 16:35	

Results presented on this page are in the units indicated by the "Units" column except where an alternate unit is presented to the right of the result.

REPORT OF LABORATORY ANALYSIS

This report shall not be reproduced, except in full,
without the written consent of Pace Analytical Services, LLC.

Pace Analytical Services, LLC
7726 Moller Road
Indianapolis, IN 46268
(317)228-3100

QUALITY CONTROL - RADIOCHEMISTRY

Project: Eagle Valley P1R1
Pace Project No.: 50302638

QC Batch: 473921
QC Batch Method: EPA 904.0
Analysis Method: EPA 904.0
Analysis Description: 904.0 Radium 228
Laboratory: Pace Analytical Services - Greensburg
Associated Lab Samples: 50302638001, 50302638002, 50302638003, 50302638004

METHOD BLANK: 2289374 Matrix: Water
Associated Lab Samples: 50302638001, 50302638002, 50302638003, 50302638004

Parameter	Act ± Unc (MDC) Carr Trac	Units	Analyzed	Qualifiers
Radium-228	-0.0598 ± 0.264 (0.636) C:79% T:87%	pCi/L	12/20/21 14:47	

Results presented on this page are in the units indicated by the "Units" column except where an alternate unit is presented to the right of the result.

REPORT OF LABORATORY ANALYSIS

This report shall not be reproduced, except in full,
without the written consent of Pace Analytical Services, LLC.

Pace Analytical Services, LLC
7726 Moller Road
Indianapolis, IN 46268
(317)228-3100

QUALIFIERS

Project: Eagle Valley P1R1
Pace Project No.: 50302638

DEFINITIONS

DF - Dilution Factor, if reported, represents the factor applied to the reported data due to dilution of the sample aliquot.

ND - Not Detected at or above adjusted reporting limit.

TNTC - Too Numerous To Count

J - Estimated concentration above the adjusted method detection limit and below the adjusted reporting limit.

MDL - Adjusted Method Detection Limit.

PQL - Practical Quantitation Limit.

RL - Reporting Limit - The lowest concentration value that meets project requirements for quantitative data with known precision and bias for a specific analyte in a specific matrix.

S - Surrogate

1,2-Diphenylhydrazine decomposes to and cannot be separated from Azobenzene using Method 8270. The result for each analyte is a combined concentration.

Consistent with EPA guidelines, unrounded data are displayed and have been used to calculate % recovery and RPD values.

LCS(D) - Laboratory Control Sample (Duplicate)

MS(D) - Matrix Spike (Duplicate)

DUP - Sample Duplicate

RPD - Relative Percent Difference

NC - Not Calculable.

SG - Silica Gel - Clean-Up

U - Indicates the compound was analyzed for, but not detected.

N-Nitrosodiphenylamine decomposes and cannot be separated from Diphenylamine using Method 8270. The result reported for each analyte is a combined concentration.

Reported results are not rounded until the final step prior to reporting. Therefore, calculated parameters that are typically reported as "Total" may vary slightly from the sum of the reported component parameters.

Act - Activity

Unc - Uncertainty: SDWA = 1.96 sigma count uncertainty, all other matrices = Expanded Uncertainty (95% confidence interval). Gamma Spec = Expanded Uncertainty (95.4% Confidence Interval)

(MDC) - Minimum Detectable Concentration

Trac - Tracer Recovery (%)

Carr - Carrier Recovery (%)

Pace Analytical is TNI accredited. Contact your Pace PM for the current list of accredited analytes.

TNI - The NELAC Institute.

ANALYTE QUALIFIERS

E	Analyte concentration exceeded the calibration range. The reported result is estimated.
H3	Sample was received or analysis requested beyond the recognized method holding time.
M0	Matrix spike recovery and/or matrix spike duplicate recovery was outside laboratory control limits.
M3	Matrix spike recovery was outside laboratory control limits due to matrix interferences.
N2	The lab does not hold NELAC/TNI accreditation for this parameter but other accreditations/certifications may apply. A complete list of accreditations/certifications is available upon request.
P6	Matrix spike recovery was outside laboratory control limits due to a parent sample concentration notably higher than the spike level.

This report shall not be reproduced, except in full,
without the written consent of Pace Analytical Services, LLC.

Pace Analytical Services, LLC
7726 Moller Road
Indianapolis, IN 46268
(317)228-3100

QUALITY CONTROL DATA CROSS REFERENCE TABLE

Project: Eagle Valley P1R1
Pace Project No.: 50302638

Lab ID	Sample ID	QC Batch Method	QC Batch	Analytical Method	Analytical Batch
50302638001	**MW-2S**	EPA 9056	650381		
50302638002	**MW-2I**	EPA 9056	650381		
50302638003	**MW-2D**	EPA 9056	650381		
50302638004	**MW-12S**	EPA 9056	650381		
50302638001	**MW-2S**	EPA 3010	650667	EPA 6010	651792
50302638002	**MW-2I**	EPA 3010	650667	EPA 6010	651792
50302638003	**MW-2D**	EPA 3010	650667	EPA 6010	651792
50302638004	**MW-12S**	EPA 3010	650667	EPA 6010	651792
50302638001	**MW-2S**	EPA 3010	651286	EPA 6010	652081
50302638002	**MW-2I**	EPA 3010	651286	EPA 6010	652081
50302638003	**MW-2D**	EPA 3010	651286	EPA 6010	652081
50302638004	**MW-12S**	EPA 3010	651286	EPA 6010	652081
50302638001	**MW-2S**	EPA 200.2	650248	EPA 6020	650398
50302638002	**MW-2I**	EPA 200.2	650248	EPA 6020	650398
50302638003	**MW-2D**	EPA 200.2	650248	EPA 6020	650398
50302638004	**MW-12S**	EPA 200.2	650248	EPA 6020	650398
50302638001	**MW-2S**	EPA 903.1	473919		
50302638002	**MW-2I**	EPA 903.1	473919		
50302638003	**MW-2D**	EPA 903.1	473919		
50302638004	**MW-12S**	EPA 903.1	473919		
50302638001	**MW-2S**	EPA 904.0	473921		
50302638002	**MW-2I**	EPA 904.0	473921		
50302638003	**MW-2D**	EPA 904.0	473921		
50302638004	**MW-12S**	EPA 904.0	473921		
50302638001	**MW-2S**	Total Radium Calculation	476968		
50302638002	**MW-2I**	Total Radium Calculation	476968		
50302638003	**MW-2D**	Total Radium Calculation	476968		
50302638004	**MW-12S**	Total Radium Calculation	476968		
50302638001	**MW-2S**	SM 2320B	651007		
50302638002	**MW-2I**	SM 2320B	651007		
50302638003	**MW-2D**	SM 2320B	651007		
50302638004	**MW-12S**	SM 2320B	651007		
50302638001	**MW-2S**	SM 2540C	650318		
50302638002	**MW-2I**	SM 2540C	650318		
50302638003	**MW-2D**	SM 2540C	650318		
50302638004	**MW-12S**	SM 2540C	650318		
50302638001	**MW-2S**	SM 4500-H+B	650527		
50302638002	**MW-2I**	SM 4500-H+B	650527		
50302638003	**MW-2D**	SM 4500-H+B	650527		
50302638004	**MW-12S**	SM 4500-H+B	650527		
50302638001	**MW-2S**	SM 4500-S2-D	650898		
50302638002	**MW-2I**	SM 4500-S2-D	650898		
50302638003	**MW-2D**	SM 4500-S2-D	650898		
50302638004	**MW-12S**	SM 4500-S2-D	650898		

REPORT OF LABORATORY ANALYSIS

This report shall not be reproduced, except in full,
without the written consent of Pace Analytical Services, LLC.

Pace Analytical Services, LLC
7726 Moller Road
Indianapolis, IN 46268
(317)228-3100

QUALITY CONTROL DATA CROSS REFERENCE TABLE

Project: Eagle Valley P1R1
Pace Project No.: 50302638

Lab ID	Sample ID	QC Batch Method	QC Batch	Analytical Method	Analytical Batch
50302638001	**MW-2S**	EPA 353.2	649952		
50302638002	**MW-2I**	EPA 353.2	649952		
50302638003	**MW-2D**	EPA 353.2	649952		
50302638004	**MW-12S**	EPA 353.2	649952		
50302638001	**MW-2S**	SM 5310C	652580		
50302638002	**MW-2I**	SM 5310C	652580		
50302638003	**MW-2D**	SM 5310C	652580		
50302638004	**MW-12S**	SM 5310C	652580		
50302638001	**MW-2S**	SM 5310C	652604		
50302638002	**MW-2I**	SM 5310C	652604		
50302638003	**MW-2D**	SM 5310C	652604		
50302638004	**MW-12S**	SM 5310C	652604		

This report shall not be reproduced, except in full,
without the written consent of Pace Analytical Services, LLC.

WO# : 50302638

50302638

CHAIN-OF-CUSTODY / Analytical Request Document

The Chain-of-Custody is a LEGAL DOCUMENT. All relevant fields must be completed accurately.

Page : 1 Of 3

Required Client Information:	Required Project Information:	Section C Invoice Information:
Company: ATC Group Services	Report To: Mark Breting	Attention:
Address: 7988 Centerpoint Drive	Copy To:	Company Name:
Indianapolis, IN 46256		Address:
Email: mark.breting@atcassociates.com	Purchase Order #:	Pace Quote:
Phone: NONE Fax:	Project Name: Eagle Valley Profile 1 Report 1	Pace Project Manager: hayden.putt@pacelabs.com
Requested Due Date:	Project #:	Pace Profile #: 6246 Line 29

Regulatory Agency

State / Location: IN

Requested Analysis Filtered (Y/N)

ITEM #	SAMPLE ID (One Character per box. (A-Z, 0-9 / , -) Sample Ids must be unique)	MATRIX CODE (see valid codes to left)	SAMPLE TYPE (G=GRAB C=COMP)	COLLECTED START DATE	COLLECTED START TIME	COLLECTED END DATE	COLLECTED END TIME	SAMPLE TEMP AT COLLECTION	# OF CONTAINERS	Preservatives: Unpreserved	H2SO4	HNO3	HCl	NaOH + ZnAcetate	Na2S2O3	Methanol	Other	Analyses Test Y/N	TDS/ NO3,NO2-Wet	(Cl, F, SO4) IC	Metals, Total*	Metals Diss. Field Filtered**	Rad-228	Rad-226	Alkalinity, Ferrous Iron, pH	TOC by 5310C	DOC by 5310C	Sulfide	Phosphate	Residual Chlorine (Y/N)
																		Y				Y							
1		WT							11	3	3	4		1					X	X	X	X	X	X	X	X	X	X	
2		WT							11	3	3	4		1					X	X	X	X	X	X	X	X	X	X	
3		WT							11	3	3	4		1					X	X	X	X	X	X	X	X	X	X	
4	MW-2S	WT		11/10	1250				11	3	3	4		1					X	X	X	X	X	X	X	X	X	X	
5	MW-2I	WT		11/10	1400				11	3	3	4		1					X	X	X	X	X	X	X	X	X	X	
6	MW-2D	WT		11/10	1455				11	3	3	4		1					X	X	X	X	X	X	X	X	X	X	
7		WT							11	3	3	4		1					X	X	X	X	X	X	X	X	X	X	
8		WT							11	3	3	4		1					X	X	X	X	X	X	X	X	X	X	
9		WT							11	3	3	4		1					X	X	X	X	X	X	X	X	X	X	
10		WT							11	3	3	4		1					X	X	X	X	X	X	X	X	X	X	
11		WT							11	3	3	4		1					X	X	X	X	X	X	X	X	X	X	
12		WT							11	3	3	4		1					X	X	X	X	X	X	X	X	X	X	

ADDITIONAL COMMENTS	RELINQUISHED BY / AFFILIATION	DATE	TIME	ACCEPTED BY / AFFILIATION	DATE	TIME	SAMPLE CONDITIONS
* Metals: 6010 (Al, Ba, B, Fe, Mn, Mo, Ca, Mg, Na, K, Li, SiO2)		11/10	1700	Pace	11/11/21	1445	
6020 (Co, As, Se, Sb)		11/11	1515		11/11/21	1515	Sealed Cooler
** Dissolved FF 6010 (Mo, Mn)							
Alkalinity = (Total , Bicarb & Carb)							

SAMPLER NAME AND SIGNATURE

PRINT Name of SAMPLER: P-Grace Hopper

SIGNATURE of SAMPLER: DATE Signed: 11/10

TEMP in C	Received on Ice (Y/N)	Custody Sealed Cooler (Y/N)	Samples Intact (Y/N)

Pace Analytical
www.pacelabs.com

CHAIN-OF-CUSTODY / Analytical Request Document

The Chain-of-Custody is a LEGAL DOCUMENT. All relevant fields must be completed accurately.

Section A Required Client Information:		Section B Required Project Information:		Section C Invoice Information:	
Company:	ATC Group Services	Report To:	Mark Breting	Attention:	
Address:	7988 Centerpoint Drive	Copy To:		Company Name:	
	Indianapolis, IN 46256			Address:	
Email:	mark.breting@atcassociates.com	Purchase Order #:		Pace Quote:	
Phone:	NONE Fax	Project Name:	Eagle Valley Profile 1 Report 1	Pace Project Manager:	hayden.putt@pacelabs.com
Requested Due Date:		Project #:		Pace Profile #:	6246 Line 29

Regulatory Agency: —
State / Location: IN

Requested Analysis Filtered (Y/N)

ITEM #	SAMPLE ID One Character per box. (A-Z, 0-9 / , -) Sample Ids must be unique	MATRIX CODE (see valid codes to left)	SAMPLE TYPE (G=GRAB C=COMP)	COLLECTED START DATE	COLLECTED START TIME	COLLECTED END DATE	COLLECTED END TIME	SAMPLE TEMP AT COLLECTION	# OF CONTAINERS	Preservatives: Unpreserved	H2SO4	HNO3	HCl	NaOH + ZnAcetate	Na2S2O3	Methanol	Other	Analyses Test Y/N	TDS/ NO3,NO2-Wet	(Cl, F, SO4) IC	Metals, Total*	Metals Diss. Field Filtered**	Rad-228	Rad-226	Alkalinity, Ferrous Iron, pH	TOC by 5310C	DOC by 5310C	Sulfide	Phosphate	Residual Chlorine (Y/N)
	MATRIX: Drinking Water DW; Water WT; Waste Water WW; Product P; Soil/Solid SL; Oil OL; Wipe WP; Air AR; Other OT; Tissue TS																	Y				Y						
13	MW-6I	WT							11	3	3	4		1					X	X	X	X	X	X	X	X	X	X	
14	MW-6D	WT							11	3	3	4		1					X	X	X	X	X	X	X	X	X	X	
15	MW-7S	WT							11	3	3	4		1					X	X	X	X	X	X	X	X	X	X	
16	MW-8S	WT							11	3	3	4		1					X	X	X	X	X	X	X	X	X	X	
17	MW-9S	WT							11	3	3	4		1					X	X	X	X	X	X	X	X	X	X	
18	MW-9I	WT							11	3	3	4		1					X	X	X	X	X	X	X	X	X	X	
19	MW-9D	WT							11	3	3	4		1					X	X	X	X	X	X	X	X	X	X	
20	MW-10S	WT							11	3	3	4		1					X	X	X	X	X	X	X	X	X	X	
21	MW-11S	WT							11	3	3	4		1					X	X	X	X	X	X	X	X	X	X	
22	MW-11I	WT							11	3	3	4		1					X	X	X	X	X	X	X	X	X	X	
23	MW-11D	WT							11	3	3	4		1					X	X	X	X	X	X	X	X	X	X	
24	MW-12S	WT				11/10/21	1436		11	3	3	4		1					X	X	X	X	X	X	X	X	X	X	

ADDITIONAL COMMENTS	RELINQUISHED BY / AFFILIATION	DATE	TIME	ACCEPTED BY / AFFILIATION	DATE	TIME	SAMPLE CONDITIONS
* Metals: 6010 (Al, Ba, B, Fe, Mn, Mo, Ca, Mg, Na, K, Li, SiO2)	Mark Breting / ATLAS	11/11/21	800		11/1/1	1445	
6020 (Co, As, Se, Sb)		11/11	1515		11/11/21	1515	SEE SCAN
** Dissolved FF 6010 (Mo, Mn)							
Alkalinity = (Total , Bicarb & Carb)							

SAMPLER NAME AND SIGNATURE

PRINT Name of SAMPLER: MARK BRETING

SIGNATURE of SAMPLER: Mark Breting

DATE Signed: 11/11/21

TEMP in C	Received on Ice (Y/N)	Custody Sealed Cooler (Y/N)	Samples Intact (Y/N)

Pace Analytical®

SAMPLE CONDITION UPON RECEIPT FORM

Date/Time and Initials of person examining contents: MR 11/11/21 1555

1. **Courier:** ☐ FED EX ☐ UPS ☐ CLIENT ☑ PACE ☐ USPS ☐ OTHER _____
2. **Custody Seal on Cooler/Box Present:** ☐ Yes ☑ No
   (If yes)Seals Intact: ☐ Yes ☐ No **(leave blank if no seals were present)**
3. **Thermometer:** 1 2 3 4 5 6 A B C D E F
4. **Cooler Temperature:** _____
   Temp should be above freezing to 6°C **(Initial/Corrected)**
5. **Packing Material:** ☐ Bubble Wrap ☑ Bubble Bags ☐ None ☐ Other _____
6. **Ice Type:** ☑ Wet ☐ Blue ☐ None
7. **If temp. is over 6°C or under 0°C, was the PM notified?:** ☐ Yes ☐ No

All discrepancies will be written out in the comments section below.

	Yes	No		Yes	No	N/A
USDA Regulated Soils? (HI, ID, NY, WA, OR,CA, NM, TX, OK, AR, LA, TN, AL, MS, NC, SC, GA, FL, or Puerto Rico)		✓	All containers needing acid/base pres. Have been CHECKED?: **exceptions: VOA, coliform, LLHg, O&G, and any container with a septum cap or preserved with HCl.** Circle: ~~HNO3 (<2)~~ ~~H2SO4 (<2)~~ ~~NaOH (>10)~~ ~~NaOH/ZnAc (>9)~~ Any non-conformance to pH recommendations will be noted on the container count form	✓		
Short Hold Time Analysis (48 hours or less)? **Analysis:** NO_3	✓					
Time 5035A TC placed in Freezer or Short Holds To Lab	Time: 1600			Present	Absent	N/A
			Residual Chlorine Check (SVOC 625 Pest/PCB 608)			✓
Rush TAT Requested (4 days or less):		✓	Residual Chlorine Check (Total/Amenable/Free Cyanide)			✓
Custody Signatures Present?	✓		Headspace Wisconsin Sulfide?			✓
Containers Intact?:	✓		Headspace in VOA Vials (>6mm): See Containter Count form for details	Present	Absent	No VOA Vials Sent ✓
Sample Label (IDs/Dates/Times) Match COC?: Except TCs, which only require sample ID	✓		Trip Blank Present?		✓	
Extra labels on Terracore Vials? (soils only)		✓	Trip Blank Custody Seals?:		✓	

COMMENTS: 4.0/3.9 1.7/1.6 1.6/1.5 0.8/0.7 1.5/1.4 0.4/0.3 1.2/1.1

COC PAGE 1 **of** 2

Sample Container Count

SBS
DI
MeOH (only)
BK
Kit

** Place a RED dot on containers that are out of conformance **

COC Line Item	WGFU	R	DG9H VG9H	VOA VIAL HS (>6mm)	VG9U	DG9U	VG9T	AG0U	AG1H	AG1U	AG2U	AG3S	AG3SF	AG3C	BP1U	BP1N	BP2U	BP3U	BP3N	BP3F	BP3S	BP3B	BP3Z	CG3H	Syringe Kit			Matrix	HNO3/ H2SO4 pH <2	NaOH/ ZNAc pH >9	NaOH pH>10
1																															
2																															
3																															
4												1	1			2	1	2	1	1			1					SW	✓	✓	
5												↓	↓			↓	↓	↓	↓	↓			↓					↓	↓	↓	
6												↓	↓			↓	↓	↓	↓	↓			↓					↓	↓	↓	
7																															
8																															
9																															
10																															
11																															
12																															

Container Codes

Glass

DG9H	40mL HCl amber voa vial	BG1T	1L Na Thiosulfate clear glass	BP1B	1L NaOH plastic
DG9P	40mL TSP amber vial	BG1U	1L unpreserved glass	BP1N	1L HNO3 plastic
DG9S	40mL H2SO4 amber vial	BG3H	250mL HCl Clear Glass	BP1S	1L H2SO4 plastic
DG9T	40mL Na Thio amber vial	BG3U	250mL Unpres Clear Glass	BP1U	1L unpreserved plastic
DG9U	40mL unpreserved amber vial	AG0U	100mL unpres amber glass	BP1Z	1L NaOH, Zn, Ac
VG9H	40mL HCl clear vial	AG1H	1L HCl amber glass	BP2N	500mL HNO3 plastic
VG9T	40mL Na Thio. clear vial	AG1S	1L H2SO4 amber glass	BP2C	500mL NaOH plastic
VG9U	40mL unpreserved clear vial	AG1T	1L Na Thiosulfate amber glass	BP2S	500mL H2SO4 plastic
I	40mL w/hexane wipe vial	AG1U	1liter unpres amber glass	BP2U	500mL unpreserved plastic
WGKU	8oz unpreserved clear jar	AG2N	500mL HNO3 amber glass	BP2Z	500mL NaOH, Zn Ac
WGFU	4oz clear soil jar	AG2S	500mL H2SO4 amber glass	BP3B	250mL NaOH plastic
JGFU	4oz unpreserved amber wide	AG2U	500mL unpres amber glass	BP3N	250mL HNO3 plastic
CG3H	250mL clear glass HCl	AG3S	250mL H2SO4 amber glass	BP3F	250mL HNO3 plastic-field filtered
BG1H	1L HCl clear glass	AG3SF	250mL H2SO4 amb glass -field filtered	BP3U	250mL unpreserved plastic
BG1S	1L H2SO4 clear glass	AG3U	250mL unpres amber glass	BP3S	250mL H2SO4 plastic
GN	General	AG3C	250mL NaOH amber glass	BP3Z	250mL NaOH, ZnAc plastic

Plastic / Misc.

BP4U	125mL unpreserved plastic
BP4N	125mL HNO3 plastic
BP4S	125mL H2SO4 plastic

Syringe Kit	LL Cr+6 sampling kit

AF	Air Filter
C	Air Cassettes
R	Terracore kit
SP5T	120mL Coliform Na Thiosulfate
U	Summa Can
ZPLC	Ziploc Bag

WT		Water	
SL		Solid	
NAL	OL	Non-aqueous liquid	Oil
WP		Wipe	

Pace Analytical Services, LLC
7726 Moller Road
Indianapolis, IN 46268
(317)228-3100

February 21, 2022

Mr. Mark Breting
ATC Group Services
7988 Centerpoint Drive
Suite 100
Indianapolis, IN 46256

RE: Project: Eagle Valley P1R2
Pace Project No.: 50302816

Dear Mr. Breting:

Enclosed are the analytical results for sample(s) received by the laboratory on November 12, 2021. The results relate only to the samples included in this report. Results reported herein conform to the applicable TNI/NELAC Standards and the laboratory's Quality Manual, where applicable, unless otherwise noted in the body of the report.

The test results provided in this final report were generated by each of the following laboratories within the Pace Network:

- Pace Analytical Services - Indianapolis
- Pace Analytical Services - Greensburg

(Greensburg, PA) - Revision 1 - This report replaces the December 21, 2021 report. This project was revised on December 22, 2021 to include corrected IDs.

If you have any questions concerning this report, please feel free to contact me.

Sincerely,

Hayden Putt

Hayden Putt
hayden.putt@pacelabs.com
(317)228-3145
Project Manager

Enclosures

cc: Mr. Robert Miller, Haley & Aldrich

This report shall not be reproduced, except in full,
without the written consent of Pace Analytical Services, LLC.

Pace Analytical Services, LLC
7726 Moller Road
Indianapolis, IN 46268
(317)228-3100

CERTIFICATIONS

Project: Eagle Valley P1R2
Pace Project No.: 50302816

Pace Analytical Services Pennsylvania

1638 Roseytown Rd Suites 2,3&4, Greensburg, PA 15601
ANAB DOD-ELAP Rad Accreditation #: L2417
Alabama Certification #: 41590
Arizona Certification #: AZ0734
Arkansas Certification
California Certification #: 04222CA
Colorado Certification #: PA01547
Connecticut Certification #: PH-0694
Delaware Certification
EPA Region 4 DW Rad
Florida/TNI Certification #: E87683
Georgia Certification #: C040
Guam Certification
Florida: Cert E871149 SEKS WET
Hawaii Certification
Idaho Certification
Illinois Certification
Indiana Certification
Iowa Certification #: 391
Kansas/TNI Certification #: E-10358
Kentucky Certification #: KY90133
KY WW Permit #: KY0098221
KY WW Permit #: KY0000221
Louisiana DHH/TNI Certification #: LA180012
Louisiana DEQ/TNI Certification #: 4086
Maine Certification #: 2017020
Maryland Certification #: 308
Massachusetts Certification #: M-PA1457
Michigan/PADEP Certification #: 9991
Missouri Certification #: 235
Montana Certification #: Cert0082
Nebraska Certification #: NE-OS-29-14
Nevada Certification #: PA014572018-1
New Hampshire/TNI Certification #: 297617
New Jersey/TNI Certification #: PA051
New Mexico Certification #: PA01457
New York/TNI Certification #: 10888
North Carolina Certification #: 42706
North Dakota Certification #: R-190
Ohio EPA Rad Approval: #41249
Oregon/TNI Certification #: PA200002-010
Pennsylvania/TNI Certification #: 65-00282
Puerto Rico Certification #: PA01457
Rhode Island Certification #: 65-00282
South Dakota Certification
Tennessee Certification #: 02867
Texas/TNI Certification #: T104704188-17-3
Utah/TNI Certification #: PA014572017-9
USDA Soil Permit #: P330-17-00091
Vermont Dept. of Health: ID# VT-0282
Virgin Island/PADEP Certification
Virginia/VELAP Certification #: 460198
Washington Certification #: C868
West Virginia DEP Certification #: 143
West Virginia DHHR Certification #: 9964C
Wisconsin Approve List for Rad
Wyoming Certification #: 8TMS-L

Pace Analytical Services Indianapolis

7726 Moller Road, Indianapolis, IN 46268
Illinois Accreditation #: 200074
Indiana Drinking Water Laboratory #: C-49-06
Kansas/TNI Certification #: E-10177
Kentucky UST Agency Interest #: 80226
Kentucky WW Laboratory ID #: 98019
Michigan Drinking Water Laboratory #9050
Ohio VAP Certified Laboratory #: CL0065
Oklahoma Laboratory #: 9204
Texas Certification #: T104704355
Wisconsin Laboratory #: 999788130
USDA Soil Permit #: P330-19-00257

This report shall not be reproduced, except in full,
without the written consent of Pace Analytical Services, LLC.

Pace Analytical Services, LLC
7726 Moller Road
Indianapolis, IN 46268
(317)228-3100

SAMPLE SUMMARY

Project: Eagle Valley P1R2
Pace Project No.: 50302816

Lab ID	Sample ID	Matrix	Date Collected	Date Received
50302816001	**MW-15S**	Water	11/12/21 10:00	11/12/21 15:45
50302816002	**MW-15I**	Water	11/12/21 10:30	11/12/21 15:45
50302816003	**MW-15D**	Water	11/12/21 11:10	11/12/21 15:45

This report shall not be reproduced, except in full,
without the written consent of Pace Analytical Services, LLC.

Pace Analytical Services, LLC
7726 Moller Road
Indianapolis, IN 46268
(317)228-3100

SAMPLE ANALYTE COUNT

Project: Eagle Valley P1R2
Pace Project No.: 50302816

Lab ID	Sample ID	Method	Analysts	Analytes Reported	Laboratory
50302816001	**MW-15S**	EPA 9056	RID	3	PASI-I
		EPA 6010	JPK, RAM	12	PASI-I
		EPA 6010	RAM	2	PASI-I
		EPA 6020	DMT	4	PASI-I
		EPA 903.1	SLC	1	PASI-PA
		EPA 904.0	VAL	1	PASI-PA
		Total Radium Calculation	JAL	1	PASI-PA
		SM 2320B	SWJ	3	PASI-I
		SM 2540C	OAS	1	PASI-I
		SM 4500-H+B	TKG	1	PASI-I
		SM 4500-S2-D	ZM	1	PASI-I
		HACH 8146	ZM	1	PASI-I
		EPA 353.2	SKK	2	PASI-I
		EPA 365.1	GWA	1	PASI-I
		SM 5310C	GWA	1	PASI-I
		SM 5310C	GWA	1	PASI-I
50302816002	**MW-15I**	EPA 9056	RID	3	PASI-I
		EPA 6010	JPK, RAM	12	PASI-I
		EPA 6010	RAM	2	PASI-I
		EPA 6020	DMT	4	PASI-I
		EPA 903.1	SLC	1	PASI-PA
		EPA 904.0	VAL	1	PASI-PA
		Total Radium Calculation	JAL	1	PASI-PA
		SM 2320B	SWJ	3	PASI-I
		SM 2540C	OAS	1	PASI-I
		SM 4500-H+B	TKG	1	PASI-I
		SM 4500-S2-D	ZM	1	PASI-I
		HACH 8146	ZM	1	PASI-I
		EPA 353.2	SKK	2	PASI-I
		EPA 365.1	GWA	1	PASI-I
		SM 5310C	GWA	1	PASI-I
		SM 5310C	GWA	1	PASI-I
50302816003	**MW-15D**	EPA 9056	RID, RMR	3	PASI-I
		EPA 6010	JPK, RAM	12	PASI-I
		EPA 6010	RAM	2	PASI-I
		EPA 6020	DMT	4	PASI-I
		EPA 903.1	SLC	1	PASI-PA

This report shall not be reproduced, except in full,
without the written consent of Pace Analytical Services, LLC.

Pace Analytical Services, LLC
7726 Moller Road
Indianapolis, IN 46268
(317)228-3100

SAMPLE ANALYTE COUNT

Project: Eagle Valley P1R2
Pace Project No.: 50302816

Lab ID	Sample ID	Method	Analysts	Analytes Reported	Laboratory
		EPA 904.0	VAL	1	PASI-PA
		Total Radium Calculation	JAL	1	PASI-PA
		SM 2320B	SWJ	3	PASI-I
		SM 2540C	OAS	1	PASI-I
		SM 4500-H+B	TKG	1	PASI-I
		SM 4500-S2-D	ZM	1	PASI-I
		HACH 8146	ZM	1	PASI-I
		EPA 353.2	SKK	2	PASI-I
		EPA 365.1	GWA	1	PASI-I
		SM 5310C	GWA	1	PASI-I
		SM 5310C	GWA	1	PASI-I

PASI-I = Pace Analytical Services - Indianapolis
PASI-PA = Pace Analytical Services - Greensburg

This report shall not be reproduced, except in full,
without the written consent of Pace Analytical Services, LLC.

Pace Analytical Services, LLC
7726 Moller Road
Indianapolis, IN 46268
(317)228-3100

SUMMARY OF DETECTION

Project: Eagle Valley P1R2
Pace Project No.: 50302816

Lab Sample ID / Method	Client Sample ID / Parameters	Result	Units	Report Limit	Analyzed	Qualifiers
50302816001	**MW-15S**					
EPA 9056	Chloride	11.7	mg/L	2.5	11/16/21 09:29	
EPA 9056	Fluoride	0.25	mg/L	0.10	11/16/21 09:10	
EPA 9056	Sulfate	30.1	mg/L	2.5	11/16/21 09:29	
EPA 6010	Barium	60.8	ug/L	10.0	11/24/21 14:28	
EPA 6010	Boron	1210	ug/L	100	11/24/21 14:28	
EPA 6010	Calcium	98800	ug/L	1000	11/24/21 14:28	
EPA 6010	Iron	234	ug/L	100	11/24/21 14:28	
EPA 6010	Lithium	36.9	ug/L	20.0	11/24/21 14:28	
EPA 6010	Magnesium	23400	ug/L	1000	11/24/21 14:28	
EPA 6010	Manganese	18.2	ug/L	10.0	11/24/21 14:28	
EPA 6010	Molybdenum	53.3	ug/L	10.0	11/24/21 14:28	
EPA 6010	Potassium	4450	ug/L	1000	11/24/21 14:28	
EPA 6010	Silica	12200	ug/L	450	11/29/21 21:59	N2
EPA 6010	Sodium	17800	ug/L	1000	11/24/21 14:28	
EPA 6010	Molybdenum, Dissolved	51.4	ug/L	10.0	11/23/21 13:35	
EPA 6020	Selenium	1.9	ug/L	1.0	11/21/21 10:38	
EPA 903.1	Radium-226	0.151 ± 0.230 (0.136) C:NA T:96%	pCi/L		12/15/21 17:14	
EPA 904.0	Radium-228	0.638 ± 0.439 (0.845) C:70% T:85%	pCi/L		12/20/21 14:56	
Total Radium Calculation	Total Radium	0.789 ± 0.669 (0.981)	pCi/L		12/21/21 09:26	
SM 2320B	Alkalinity, Total as CaCO3	316	mg/L	2.0	11/18/21 18:04	
SM 2320B	Alkalinity,Bicarbonate (CaCO3)	316	mg/L	2.0	11/18/21 18:04	
SM 2540C	Total Dissolved Solids	363	mg/L	10.0	11/17/21 06:47	
SM 4500-H+B	pH at 25 Degrees C	7.4	Std. Units	0.10	11/15/21 15:55	H3
EPA 353.2	Nitrogen, Nitrate	1.0	mg/L	0.10	11/13/21 18:15	
SM 5310C	Dissolved Organic Carbon	1.1	mg/L	1.0	11/29/21 21:30	
50302816002	**MW-15I**					
EPA 9056	Chloride	78.4	mg/L	2.5	11/16/21 10:08	
EPA 9056	Fluoride	0.34	mg/L	0.10	11/16/21 09:48	
EPA 9056	Sulfate	198	mg/L	2.5	11/16/21 10:08	
EPA 6010	Barium	49.1	ug/L	10.0	11/24/21 14:30	
EPA 6010	Boron	7600	ug/L	100	11/24/21 14:30	
EPA 6010	Calcium	78300	ug/L	1000	11/24/21 14:30	
EPA 6010	Lithium	86.1	ug/L	20.0	11/24/21 14:30	
EPA 6010	Magnesium	18300	ug/L	1000	11/24/21 14:30	
EPA 6010	Manganese	98.1	ug/L	10.0	11/24/21 14:30	
EPA 6010	Molybdenum	349	ug/L	10.0	11/24/21 14:30	
EPA 6010	Potassium	8860	ug/L	1000	11/24/21 14:30	
EPA 6010	Silica	11000	ug/L	450	11/29/21 22:01	N2
EPA 6010	Sodium	111000	ug/L	1000	11/24/21 14:30	
EPA 6010	Manganese, Dissolved	99.8	ug/L	10.0	11/23/21 13:37	

REPORT OF LABORATORY ANALYSIS

This report shall not be reproduced, except in full,
without the written consent of Pace Analytical Services, LLC.

Pace Analytical Services, LLC
7726 Moller Road
Indianapolis, IN 46268
(317)228-3100

SUMMARY OF DETECTION

Project: Eagle Valley P1R2
Pace Project No.: 50302816

Lab Sample ID / Method	Client Sample ID / Parameters	Result	Units	Report Limit	Analyzed	Qualifiers
50302816002	**MW-15I**					
EPA 6010	Molybdenum, Dissolved	341	ug/L	10.0	11/23/21 13:37	
EPA 903.1	Radium-226	0.938 ± 0.530 (0.594) C:NA T:99%	pCi/L		12/15/21 17:04	
EPA 904.0	Radium-228	0.909 ± 0.435 (0.716) C:70% T:84%	pCi/L		12/20/21 14:56	
Total Radium Calculation	Total Radium	1.85 ± 0.965 (1.31)	pCi/L		12/21/21 09:26	
SM 2320B	Alkalinity, Total as CaCO3	196	mg/L	2.0	11/18/21 18:04	
SM 2320B	Alkalinity,Bicarbonate (CaCO3)	196	mg/L	2.0	11/18/21 18:04	
SM 2540C	Total Dissolved Solids	606	mg/L	10.0	11/17/21 06:47	
SM 4500-H+B	pH at 25 Degrees C	7.3	Std. Units	0.10	11/15/21 15:57	H3
50302816003	**MW-15D**					
EPA 9056	Chloride	117	mg/L	25.0	11/18/21 15:22	
EPA 9056	Fluoride	0.17	mg/L	0.10	11/16/21 10:30	
EPA 9056	Sulfate	203	mg/L	2.5	11/16/21 10:50	
EPA 6010	Barium	58.1	ug/L	10.0	11/24/21 14:32	
EPA 6010	Boron	4920	ug/L	100	11/24/21 14:32	
EPA 6010	Calcium	102000	ug/L	1000	11/24/21 14:32	
EPA 6010	Iron	260	ug/L	100	11/24/21 14:32	
EPA 6010	Lithium	89.6	ug/L	20.0	11/24/21 14:32	
EPA 6010	Magnesium	19300	ug/L	1000	11/24/21 14:32	
EPA 6010	Manganese	419	ug/L	10.0	11/24/21 14:32	
EPA 6010	Molybdenum	186	ug/L	10.0	11/24/21 14:32	
EPA 6010	Potassium	7010	ug/L	1000	11/24/21 14:32	
EPA 6010	Silica	12600	ug/L	450	11/29/21 22:07	N2
EPA 6010	Sodium	106000	ug/L	1000	11/24/21 14:32	
EPA 6010	Manganese, Dissolved	427	ug/L	10.0	11/23/21 13:39	
EPA 6010	Molybdenum, Dissolved	185	ug/L	10.0	11/23/21 13:39	
EPA 903.1	Radium-226	0.326 ± 0.304 (0.400) C:NA T:88%	pCi/L		12/15/21 17:04	
EPA 904.0	Radium-228	0.659 ± 0.390 (0.709) C:79% T:84%	pCi/L		12/20/21 14:56	
Total Radium Calculation	Total Radium	0.985 ± 0.694 (1.11)	pCi/L		12/21/21 09:26	
SM 2320B	Alkalinity, Total as CaCO3	190	mg/L	2.0	11/18/21 18:04	
SM 2320B	Alkalinity,Bicarbonate (CaCO3)	190	mg/L	2.0	11/18/21 18:04	
SM 2540C	Total Dissolved Solids	669	mg/L	10.0	11/17/21 06:47	
SM 4500-H+B	pH at 25 Degrees C	7.4	Std. Units	0.10	11/15/21 15:57	H3

REPORT OF LABORATORY ANALYSIS

This report shall not be reproduced, except in full,
without the written consent of Pace Analytical Services, LLC.

Pace Analytical Services, LLC
7726 Moller Road
Indianapolis, IN 46268
(317)228-3100

ANALYTICAL RESULTS

Project: Eagle Valley P1R2
Pace Project No.: 50302816

Sample: MW-15S **Lab ID: 50302816001** Collected: 11/12/21 10:00 Received: 11/12/21 15:45 Matrix: Water

Parameters	Results	Units	Report Limit	DF	Prepared	Analyzed	CAS No.	Qual
9056 IC Anions	Analytical Method: EPA 9056							
	Pace Analytical Services - Indianapolis							
Chloride	**11.7**	mg/L	2.5	10		11/16/21 09:29	16887-00-6	
Fluoride	**0.25**	mg/L	0.10	1		11/16/21 09:10	16984-48-8	
Sulfate	**30.1**	mg/L	2.5	10		11/16/21 09:29	14808-79-8	
6010 MET ICP	Analytical Method: EPA 6010 Preparation Method: EPA 3010							
	Pace Analytical Services - Indianapolis							
Aluminum	ND	ug/L	200	1	11/23/21 06:52	11/24/21 14:28	7429-90-5	
Barium	**60.8**	ug/L	10.0	1	11/23/21 06:52	11/24/21 14:28	7440-39-3	
Boron	**1210**	ug/L	100	1	11/23/21 06:52	11/24/21 14:28	7440-42-8	
Calcium	**98800**	ug/L	1000	1	11/23/21 06:52	11/24/21 14:28	7440-70-2	
Iron	**234**	ug/L	100	1	11/23/21 06:52	11/24/21 14:28	7439-89-6	
Lithium	**36.9**	ug/L	20.0	1	11/23/21 06:52	11/24/21 14:28	7439-93-2	
Magnesium	**23400**	ug/L	1000	1	11/23/21 06:52	11/24/21 14:28	7439-95-4	
Manganese	**18.2**	ug/L	10.0	1	11/23/21 06:52	11/24/21 14:28	7439-96-5	
Molybdenum	**53.3**	ug/L	10.0	1	11/23/21 06:52	11/24/21 14:28	7439-98-7	
Potassium	**4450**	ug/L	1000	1	11/23/21 06:52	11/24/21 14:28	7440-09-7	
Silica	**12200**	ug/L	450	1	11/29/21 09:14	11/29/21 21:59	7631-86-9	N2
Sodium	**17800**	ug/L	1000	1	11/23/21 06:52	11/24/21 14:28	7440-23-5	
6010 MET ICP, Dissolved	Analytical Method: EPA 6010 Preparation Method: EPA 3010							
	Pace Analytical Services - Indianapolis							
Manganese, Dissolved	ND	ug/L	10.0	1	11/22/21 07:00	11/23/21 13:35	7439-96-5	
Molybdenum, Dissolved	**51.4**	ug/L	10.0	1	11/22/21 07:00	11/23/21 13:35	7439-98-7	
6020 MET ICPMS	Analytical Method: EPA 6020 Preparation Method: EPA 200.2							
	Pace Analytical Services - Indianapolis							
Antimony	ND	ug/L	1.0	1	11/16/21 07:24	11/21/21 10:38	7440-36-0	
Arsenic	ND	ug/L	1.0	1	11/16/21 07:24	11/21/21 10:38	7440-38-2	
Cobalt	ND	ug/L	1.0	1	11/16/21 07:24	11/21/21 10:38	7440-48-4	
Selenium	**1.9**	ug/L	1.0	1	11/16/21 07:24	11/21/21 10:38	7782-49-2	
2320B Alkalinity	Analytical Method: SM 2320B							
	Pace Analytical Services - Indianapolis							
Alkalinity, Total as CaCO3	**316**	mg/L	2.0	1		11/18/21 18:04		
Alkalinity,Bicarbonate (CaCO3)	**316**	mg/L	2.0	1		11/18/21 18:04		
Alkalinity,Carbonate (CaCO3)	ND	mg/L	2.0	1		11/18/21 18:04		
2540C Total Dissolved Solids	Analytical Method: SM 2540C							
	Pace Analytical Services - Indianapolis							
Total Dissolved Solids	**363**	mg/L	10.0	1		11/17/21 06:47		
4500H+ pH, Electrometric	Analytical Method: SM 4500-H+B							
	Pace Analytical Services - Indianapolis							
pH at 25 Degrees C	**7.4**	Std. Units	0.10	1		11/15/21 15:55		H3

REPORT OF LABORATORY ANALYSIS

This report shall not be reproduced, except in full,
without the written consent of Pace Analytical Services, LLC.

Pace Analytical Services, LLC
7726 Moller Road
Indianapolis, IN 46268
(317)228-3100

ANALYTICAL RESULTS

Project: Eagle Valley P1R2
Pace Project No.: 50302816

Sample: MW-15S **Lab ID: 50302816001** Collected: 11/12/21 10:00 Received: 11/12/21 15:45 Matrix: Water

Parameters	Results	Units	Report Limit	DF	Prepared	Analyzed	CAS No.	Qual
4500S2D Sulfide Water	Analytical Method: SM 4500-S2-D Pace Analytical Services - Indianapolis							
Sulfide	ND	mg/L	0.10	1		11/17/21 15:25	18496-25-8	
Iron, Ferrous	Analytical Method: HACH 8146 Pace Analytical Services - Indianapolis							
Iron, Ferrous	ND	mg/L	0.20	1		11/15/21 15:10	15438-31-0	H3,N2
353.2 Nitrogen, NO2/NO3 unpres	Analytical Method: EPA 353.2 Pace Analytical Services - Indianapolis							
Nitrogen, Nitrate	**1.0**	mg/L	0.10	1		11/13/21 18:15	14797-55-8	
Nitrogen, Nitrite	ND	mg/L	0.10	1		11/13/21 18:15	14797-65-0	
365.1 Total Phosphorus	Analytical Method: EPA 365.1 Preparation Method: EPA 365.1 Pace Analytical Services - Indianapolis							
Phosphate as P04	ND	mg/L	0.15	1	11/24/21 08:18	11/29/21 10:10		
5310C TOC	Analytical Method: SM 5310C Pace Analytical Services - Indianapolis							
Total Organic Carbon	ND	mg/L	1.0	1		11/28/21 23:23	7440-44-0	
5310C Dissolved Organic Carbon	Analytical Method: SM 5310C Pace Analytical Services - Indianapolis							
Dissolved Organic Carbon	**1.1**	mg/L	1.0	1		11/29/21 21:30		

REPORT OF LABORATORY ANALYSIS

This report shall not be reproduced, except in full,
without the written consent of Pace Analytical Services, LLC.

Pace Analytical Services, LLC
7726 Moller Road
Indianapolis, IN 46268
(317)228-3100

ANALYTICAL RESULTS

Project: Eagle Valley P1R2
Pace Project No.: 50302816

Sample: MW-15I **Lab ID: 50302816002** Collected: 11/12/21 10:30 Received: 11/12/21 15:45 Matrix: Water

Parameters	Results	Units	Report Limit	DF	Prepared	Analyzed	CAS No.	Qual
9056 IC Anions	Analytical Method: EPA 9056							
	Pace Analytical Services - Indianapolis							
Chloride	**78.4**	mg/L	2.5	10		11/16/21 10:08	16887-00-6	
Fluoride	**0.34**	mg/L	0.10	1		11/16/21 09:48	16984-48-8	
Sulfate	**198**	mg/L	2.5	10		11/16/21 10:08	14808-79-8	
6010 MET ICP	Analytical Method: EPA 6010 Preparation Method: EPA 3010							
	Pace Analytical Services - Indianapolis							
Aluminum	ND	ug/L	200	1	11/23/21 06:52	11/24/21 14:30	7429-90-5	
Barium	**49.1**	ug/L	10.0	1	11/23/21 06:52	11/24/21 14:30	7440-39-3	
Boron	**7600**	ug/L	100	1	11/23/21 06:52	11/24/21 14:30	7440-42-8	
Calcium	**78300**	ug/L	1000	1	11/23/21 06:52	11/24/21 14:30	7440-70-2	
Iron	ND	ug/L	100	1	11/23/21 06:52	11/24/21 14:30	7439-89-6	
Lithium	**86.1**	ug/L	20.0	1	11/23/21 06:52	11/24/21 14:30	7439-93-2	
Magnesium	**18300**	ug/L	1000	1	11/23/21 06:52	11/24/21 14:30	7439-95-4	
Manganese	**98.1**	ug/L	10.0	1	11/23/21 06:52	11/24/21 14:30	7439-96-5	
Molybdenum	**349**	ug/L	10.0	1	11/23/21 06:52	11/24/21 14:30	7439-98-7	
Potassium	**8860**	ug/L	1000	1	11/23/21 06:52	11/24/21 14:30	7440-09-7	
Silica	**11000**	ug/L	450	1	11/29/21 09:14	11/29/21 22:01	7631-86-9	N2
Sodium	**111000**	ug/L	1000	1	11/23/21 06:52	11/24/21 14:30	7440-23-5	
6010 MET ICP, Dissolved	Analytical Method: EPA 6010 Preparation Method: EPA 3010							
	Pace Analytical Services - Indianapolis							
Manganese, Dissolved	**99.8**	ug/L	10.0	1	11/22/21 07:00	11/23/21 13:37	7439-96-5	
Molybdenum, Dissolved	**341**	ug/L	10.0	1	11/22/21 07:00	11/23/21 13:37	7439-98-7	
6020 MET ICPMS	Analytical Method: EPA 6020 Preparation Method: EPA 200.2							
	Pace Analytical Services - Indianapolis							
Antimony	ND	ug/L	1.0	1	11/16/21 07:24	11/21/21 10:43	7440-36-0	
Arsenic	ND	ug/L	1.0	1	11/16/21 07:24	11/21/21 10:43	7440-38-2	
Cobalt	ND	ug/L	1.0	1	11/16/21 07:24	11/21/21 10:43	7440-48-4	
Selenium	ND	ug/L	1.0	1	11/16/21 07:24	11/21/21 10:43	7782-49-2	
2320B Alkalinity	Analytical Method: SM 2320B							
	Pace Analytical Services - Indianapolis							
Alkalinity, Total as CaCO3	**196**	mg/L	2.0	1		11/18/21 18:04		
Alkalinity,Bicarbonate (CaCO3)	**196**	mg/L	2.0	1		11/18/21 18:04		
Alkalinity,Carbonate (CaCO3)	ND	mg/L	2.0	1		11/18/21 18:04		
2540C Total Dissolved Solids	Analytical Method: SM 2540C							
	Pace Analytical Services - Indianapolis							
Total Dissolved Solids	**606**	mg/L	10.0	1		11/17/21 06:47		
4500H+ pH, Electrometric	Analytical Method: SM 4500-H+B							
	Pace Analytical Services - Indianapolis							
pH at 25 Degrees C	**7.3**	Std. Units	0.10	1		11/15/21 15:57		H3

REPORT OF LABORATORY ANALYSIS

This report shall not be reproduced, except in full,
without the written consent of Pace Analytical Services, LLC.

Pace Analytical Services, LLC
7726 Moller Road
Indianapolis, IN 46268
(317)228-3100

ANALYTICAL RESULTS

Project: Eagle Valley P1R2
Pace Project No.: 50302816

Sample: MW-15I **Lab ID: 50302816002** Collected: 11/12/21 10:30 Received: 11/12/21 15:45 Matrix: Water

Parameters	Results	Units	Report Limit	DF	Prepared	Analyzed	CAS No.	Qual
4500S2D Sulfide Water	Analytical Method: SM 4500-S2-D Pace Analytical Services - Indianapolis							
Sulfide	ND	mg/L	0.10	1		11/17/21 15:25	18496-25-8	
Iron, Ferrous	Analytical Method: HACH 8146 Pace Analytical Services - Indianapolis							
Iron, Ferrous	ND	mg/L	0.20	1		11/15/21 15:11	15438-31-0	H3,N2
353.2 Nitrogen, NO2/NO3 unpres	Analytical Method: EPA 353.2 Pace Analytical Services - Indianapolis							
Nitrogen, Nitrate	ND	mg/L	0.10	1		11/13/21 18:28	14797-55-8	
Nitrogen, Nitrite	ND	mg/L	0.10	1		11/13/21 18:28	14797-65-0	
365.1 Total Phosphorus	Analytical Method: EPA 365.1 Preparation Method: EPA 365.1 Pace Analytical Services - Indianapolis							
Phosphate as P04	ND	mg/L	0.15	1	11/24/21 08:18	11/29/21 10:11		
5310C TOC	Analytical Method: SM 5310C Pace Analytical Services - Indianapolis							
Total Organic Carbon	ND	mg/L	1.0	1		11/29/21 00:02	7440-44-0	
5310C Dissolved Organic Carbon	Analytical Method: SM 5310C Pace Analytical Services - Indianapolis							
Dissolved Organic Carbon	ND	mg/L	1.0	1		11/29/21 21:40		

REPORT OF LABORATORY ANALYSIS

This report shall not be reproduced, except in full,
without the written consent of Pace Analytical Services, LLC.

Pace Analytical Services, LLC
7726 Moller Road
Indianapolis, IN 46268
(317)228-3100

ANALYTICAL RESULTS

Project: Eagle Valley P1R2
Pace Project No.: 50302816

Sample: MW-15D **Lab ID: 50302816003** Collected: 11/12/21 11:10 Received: 11/12/21 15:45 Matrix: Water

Parameters	Results	Units	Report Limit	DF	Prepared	Analyzed	CAS No.	Qual
9056 IC Anions	Analytical Method: EPA 9056							
	Pace Analytical Services - Indianapolis							
Chloride	**117**	mg/L	25.0	100		11/18/21 15:22	16887-00-6	
Fluoride	**0.17**	mg/L	0.10	1		11/16/21 10:30	16984-48-8	
Sulfate	**203**	mg/L	2.5	10		11/16/21 10:50	14808-79-8	
6010 MET ICP	Analytical Method: EPA 6010 Preparation Method: EPA 3010							
	Pace Analytical Services - Indianapolis							
Aluminum	ND	ug/L	200	1	11/23/21 06:52	11/24/21 14:32	7429-90-5	
Barium	**58.1**	ug/L	10.0	1	11/23/21 06:52	11/24/21 14:32	7440-39-3	
Boron	**4920**	ug/L	100	1	11/23/21 06:52	11/24/21 14:32	7440-42-8	
Calcium	**102000**	ug/L	1000	1	11/23/21 06:52	11/24/21 14:32	7440-70-2	
Iron	**260**	ug/L	100	1	11/23/21 06:52	11/24/21 14:32	7439-89-6	
Lithium	**89.6**	ug/L	20.0	1	11/23/21 06:52	11/24/21 14:32	7439-93-2	
Magnesium	**19300**	ug/L	1000	1	11/23/21 06:52	11/24/21 14:32	7439-95-4	
Manganese	**419**	ug/L	10.0	1	11/23/21 06:52	11/24/21 14:32	7439-96-5	
Molybdenum	**186**	ug/L	10.0	1	11/23/21 06:52	11/24/21 14:32	7439-98-7	
Potassium	**7010**	ug/L	1000	1	11/23/21 06:52	11/24/21 14:32	7440-09-7	
Silica	**12600**	ug/L	450	1	11/29/21 09:14	11/29/21 22:07	7631-86-9	N2
Sodium	**106000**	ug/L	1000	1	11/23/21 06:52	11/24/21 14:32	7440-23-5	
6010 MET ICP, Dissolved	Analytical Method: EPA 6010 Preparation Method: EPA 3010							
	Pace Analytical Services - Indianapolis							
Manganese, Dissolved	**427**	ug/L	10.0	1	11/22/21 07:00	11/23/21 13:39	7439-96-5	
Molybdenum, Dissolved	**185**	ug/L	10.0	1	11/22/21 07:00	11/23/21 13:39	7439-98-7	
6020 MET ICPMS	Analytical Method: EPA 6020 Preparation Method: EPA 200.2							
	Pace Analytical Services - Indianapolis							
Antimony	ND	ug/L	1.0	1	11/16/21 07:24	11/21/21 10:47	7440-36-0	
Arsenic	ND	ug/L	1.0	1	11/16/21 07:24	11/21/21 10:47	7440-38-2	
Cobalt	ND	ug/L	1.0	1	11/16/21 07:24	11/21/21 10:47	7440-48-4	
Selenium	ND	ug/L	1.0	1	11/16/21 07:24	11/21/21 10:47	7782-49-2	
2320B Alkalinity	Analytical Method: SM 2320B							
	Pace Analytical Services - Indianapolis							
Alkalinity, Total as CaCO3	**190**	mg/L	2.0	1		11/18/21 18:04		
Alkalinity,Bicarbonate (CaCO3)	**190**	mg/L	2.0	1		11/18/21 18:04		
Alkalinity,Carbonate (CaCO3)	ND	mg/L	2.0	1		11/18/21 18:04		
2540C Total Dissolved Solids	Analytical Method: SM 2540C							
	Pace Analytical Services - Indianapolis							
Total Dissolved Solids	**669**	mg/L	10.0	1		11/17/21 06:47		
4500H+ pH, Electrometric	Analytical Method: SM 4500-H+B							
	Pace Analytical Services - Indianapolis							
pH at 25 Degrees C	**7.4**	Std. Units	0.10	1		11/15/21 15:57		H3

REPORT OF LABORATORY ANALYSIS

This report shall not be reproduced, except in full,
without the written consent of Pace Analytical Services, LLC.

Pace Analytical Services, LLC
7726 Moller Road
Indianapolis, IN 46268
(317)228-3100

ANALYTICAL RESULTS

Project: Eagle Valley P1R2
Pace Project No.: 50302816

Sample: MW-15D **Lab ID: 50302816003** Collected: 11/12/21 11:10 Received: 11/12/21 15:45 Matrix: Water

Parameters	Results	Units	Report Limit	DF	Prepared	Analyzed	CAS No.	Qual
4500S2D Sulfide Water	Analytical Method: SM 4500-S2-D Pace Analytical Services - Indianapolis							
Sulfide	ND	mg/L	0.10	1		11/17/21 15:25	18496-25-8	
Iron, Ferrous	Analytical Method: HACH 8146 Pace Analytical Services - Indianapolis							
Iron, Ferrous	ND	mg/L	0.20	1		11/15/21 15:11	15438-31-0	H3,N2
353.2 Nitrogen, NO2/NO3 unpres	Analytical Method: EPA 353.2 Pace Analytical Services - Indianapolis							
Nitrogen, Nitrate	ND	mg/L	0.10	1		11/13/21 18:33	14797-55-8	
Nitrogen, Nitrite	ND	mg/L	0.10	1		11/13/21 18:33	14797-65-0	
365.1 Total Phosphorus	Analytical Method: EPA 365.1 Preparation Method: EPA 365.1 Pace Analytical Services - Indianapolis							
Phosphate as P04	ND	mg/L	0.15	1	11/24/21 08:18	11/29/21 10:13		
5310C TOC	Analytical Method: SM 5310C Pace Analytical Services - Indianapolis							
Total Organic Carbon	ND	mg/L	1.0	1		11/29/21 00:21	7440-44-0	
5310C Dissolved Organic Carbon	Analytical Method: SM 5310C Pace Analytical Services - Indianapolis							
Dissolved Organic Carbon	ND	mg/L	1.0	1		11/29/21 22:01		

This report shall not be reproduced, except in full,
without the written consent of Pace Analytical Services, LLC.

Pace Analytical Services, LLC
7726 Moller Road
Indianapolis, IN 46268
(317)228-3100

QUALITY CONTROL DATA

Project: Eagle Valley P1R2
Pace Project No.: 50302816

QC Batch: 650382
QC Batch Method: EPA 9056
Analysis Method: EPA 9056
Analysis Description: 9056 IC Anions
Laboratory: Pace Analytical Services - Indianapolis
Associated Lab Samples: 50302816001, 50302816002, 50302816003

METHOD BLANK: 2997827 Matrix: Water
Associated Lab Samples: 50302816001, 50302816002, 50302816003

Parameter	Units	Blank Result	Reporting Limit	Analyzed	Qualifiers
Chloride	mg/L	ND	0.25	11/15/21 23:47	
Fluoride	mg/L	ND	0.10	11/15/21 23:47	
Sulfate	mg/L	ND	0.25	11/15/21 23:47	

LABORATORY CONTROL SAMPLE: 2997828

Parameter	Units	Spike Conc.	LCS Result	LCS % Rec	% Rec Limits	Qualifiers
Chloride	mg/L	1.2	1.1	89	80-120	
Fluoride	mg/L	0.5	0.47	93	80-120	
Sulfate	mg/L	2.5	2.4	96	80-120	

MATRIX SPIKE & MATRIX SPIKE DUPLICATE: 2997829 2997830

Parameter	Units	50302816001 Result	MS Spike Conc.	MSD Spike Conc.	MS Result	MSD Result	MS % Rec	MSD % Rec	% Rec Limits	RPD	Max RPD	Qual
Chloride	mg/L	11.7	12.5	12.5	22.9	22.9	90	90	80-120	0	15	
Fluoride	mg/L	0.25	0.5	0.5	0.68	0.68	86	86	80-120	0	15	
Sulfate	mg/L	30.1	25	25	53.8	53.7	95	94	80-120	0	15	

Results presented on this page are in the units indicated by the "Units" column except where an alternate unit is presented to the right of the result.

REPORT OF LABORATORY ANALYSIS

This report shall not be reproduced, except in full,
without the written consent of Pace Analytical Services, LLC.

Pace Analytical Services, LLC
7726 Moller Road
Indianapolis, IN 46268
(317)228-3100

QUALITY CONTROL DATA

Project: Eagle Valley P1R2
Pace Project No.: 50302816

QC Batch: 651265
QC Batch Method: EPA 3010
Analysis Method: EPA 6010
Analysis Description: 6010 MET
Laboratory: Pace Analytical Services - Indianapolis
Associated Lab Samples: 50302816001, 50302816002, 50302816003

METHOD BLANK: 3001570 Matrix: Water
Associated Lab Samples: 50302816001, 50302816002, 50302816003

Parameter	Units	Blank Result	Reporting Limit	Analyzed	Qualifiers
Aluminum	ug/L	ND	200	11/24/21 13:59	
Barium	ug/L	ND	10.0	11/24/21 13:59	
Boron	ug/L	ND	100	11/24/21 13:59	
Calcium	ug/L	ND	1000	11/24/21 13:59	
Iron	ug/L	ND	100	11/24/21 13:59	
Lithium	ug/L	ND	20.0	11/24/21 13:59	
Magnesium	ug/L	ND	1000	11/24/21 13:59	
Manganese	ug/L	ND	10.0	11/24/21 13:59	
Molybdenum	ug/L	ND	10.0	11/24/21 13:59	
Potassium	ug/L	ND	1000	11/24/21 13:59	
Sodium	ug/L	ND	1000	11/24/21 13:59	

LABORATORY CONTROL SAMPLE: 3001571

Parameter	Units	Spike Conc.	LCS Result	LCS % Rec	% Rec Limits	Qualifiers
Aluminum	ug/L	5000	5000	100	80-120	
Barium	ug/L	1000	936	94	80-120	
Boron	ug/L	1000	990	99	80-120	
Calcium	ug/L	5000	5030	101	80-120	
Iron	ug/L	2500	2500	100	80-120	
Lithium	ug/L	1000	986	99	80-120	
Magnesium	ug/L	5000	4930	99	80-120	
Manganese	ug/L	1000	970	97	80-120	
Molybdenum	ug/L	1000	971	97	80-120	
Potassium	ug/L	5000	5140	103	80-120	
Sodium	ug/L	5000	4980	100	80-120	

MATRIX SPIKE & MATRIX SPIKE DUPLICATE: 3001572 3001573

Parameter	Units	50302815010 Result	MS Spike Conc.	MSD Spike Conc.	MS Result	MSD Result	MS % Rec	MSD % Rec	% Rec Limits	RPD	Max RPD	Qual
Aluminum	ug/L	161000	12500	12500	166000	154000	46	-55	75-125	8	20	P6
Barium	ug/L	1340	2500	2500	3480	3410	86	83	75-125	2	20	
Boron	ug/L	505	2500	2500	2860	2950	94	98	75-125	3	20	
Calcium	ug/L	3140000	12500	12500	2380000	2390000	-6010	-5930	75-125	0	20	E,P6
Iron	ug/L	518000	6250	6250	410000	401000	-1740	-1880	75-125	2	20	P6
Lithium	ug/L	299	2500	2500	2910	2840	104	102	75-125	2	20	

Results presented on this page are in the units indicated by the "Units" column except where an alternate unit is presented to the right of the result.

REPORT OF LABORATORY ANALYSIS

This report shall not be reproduced, except in full,
without the written consent of Pace Analytical Services, LLC.

Pace Analytical Services, LLC
7726 Moller Road
Indianapolis, IN 46268
(317)228-3100

QUALITY CONTROL DATA

Project: Eagle Valley P1R2
Pace Project No.: 50302816

MATRIX SPIKE & MATRIX SPIKE DUPLICATE: 3001572 3001573

Parameter	Units	50302815010 Result	MS Spike Conc.	MSD Spike Conc.	MS Result	MSD Result	MS % Rec	MSD % Rec	% Rec Limits	RPD	Max RPD	Qual
Magnesium	ug/L	1120000	12500	12500	865000	843000	-2080	-2260	75-125	3	20	P6
Manganese	ug/L	13800	2500	2500	13700	13700	-4	-5	75-125	0	20	P6
Molybdenum	ug/L	204	2500	2500	2430	2430	89	89	75-125	0	20	
Potassium	ug/L	48000	12500	12500	59600	55000	93	56	75-125	8	20	M3
Sodium	ug/L	65500	12500	12500	73500	73200	64	62	75-125	0	20	M3

Results presented on this page are in the units indicated by the "Units" column except where an alternate unit is presented to the right of the result.

REPORT OF LABORATORY ANALYSIS

This report shall not be reproduced, except in full,
without the written consent of Pace Analytical Services, LLC.

Pace Analytical Services, LLC
7726 Moller Road
Indianapolis, IN 46268
(317)228-3100

QUALITY CONTROL DATA

Project: Eagle Valley P1R2
Pace Project No.: 50302816

QC Batch: 652635
QC Batch Method: EPA 3010
Analysis Method: EPA 6010
Analysis Description: 6010 MET
Laboratory: Pace Analytical Services - Indianapolis
Associated Lab Samples: 50302816001, 50302816002, 50302816003

METHOD BLANK: 3007644 Matrix: Water
Associated Lab Samples: 50302816001, 50302816002, 50302816003

Parameter	Units	Blank Result	Reporting Limit	Analyzed	Qualifiers
Silica	ug/L	ND	450	11/29/21 21:56	N2

LABORATORY CONTROL SAMPLE: 3007645

Parameter	Units	Spike Conc.	LCS Result	LCS % Rec	% Rec Limits	Qualifiers
Silica	ug/L	5350	5840	109	80-120	N2

MATRIX SPIKE & MATRIX SPIKE DUPLICATE: 3007646 3007647

Parameter	Units	50302819001 Result	MS Spike Conc.	MSD Spike Conc.	MS Result	MSD Result	MS % Rec	MSD % Rec	% Rec Limits	RPD	Max RPD	Qual
Silica	ug/L	18300	5350	5350	25400	26200	133	147	75-125	3	20	N2

Results presented on this page are in the units indicated by the "Units" column except where an alternate unit is presented to the right of the result.

REPORT OF LABORATORY ANALYSIS

This report shall not be reproduced, except in full,
without the written consent of Pace Analytical Services, LLC.

Pace Analytical Services, LLC
7726 Moller Road
Indianapolis, IN 46268
(317)228-3100

QUALITY CONTROL DATA

Project: Eagle Valley P1R2
Pace Project No.: 50302816

QC Batch: 651607
QC Batch Method: EPA 3010
Analysis Method: EPA 6010
Analysis Description: 6010 MET Dissolved
Laboratory: Pace Analytical Services - Indianapolis
Associated Lab Samples: 50302816001, 50302816002, 50302816003

METHOD BLANK: 3003474 Matrix: Water
Associated Lab Samples: 50302816001, 50302816002, 50302816003

Parameter	Units	Blank Result	Reporting Limit	Analyzed	Qualifiers
Manganese, Dissolved	ug/L	ND	10.0	11/23/21 13:00	
Molybdenum, Dissolved	ug/L	ND	10.0	11/23/21 13:00	

LABORATORY CONTROL SAMPLE: 3003475

Parameter	Units	Spike Conc.	LCS Result	LCS % Rec	% Rec Limits	Qualifiers
Manganese, Dissolved	ug/L	1000	990	99	80-120	
Molybdenum, Dissolved	ug/L	1000	975	98	80-120	

MATRIX SPIKE & MATRIX SPIKE DUPLICATE: 3003476 3003477

Parameter	Units	50301772001 Result	MS Spike Conc.	MSD Spike Conc.	MS Result	MSD Result	MS % Rec	MSD % Rec	% Rec Limits	RPD	Max RPD	Qual
Manganese, Dissolved	ug/L	1.8 mg/L	1000	1000	2770	2730	98	94	75-125	1	20	
Molybdenum, Dissolved	ug/L	0.022 mg/L	1000	1000	1000	1000	98	98	75-125	0	20	

Results presented on this page are in the units indicated by the "Units" column except where an alternate unit is presented to the right of the result.

REPORT OF LABORATORY ANALYSIS

This report shall not be reproduced, except in full,
without the written consent of Pace Analytical Services, LLC.

Pace Analytical Services, LLC
7726 Moller Road
Indianapolis, IN 46268
(317)228-3100

QUALITY CONTROL DATA

Project: Eagle Valley P1R2
Pace Project No.: 50302816

QC Batch: 650599
QC Batch Method: EPA 200.2
Analysis Method: EPA 6020
Analysis Description: 6020 MET
Laboratory: Pace Analytical Services - Indianapolis
Associated Lab Samples: 50302816001, 50302816002, 50302816003

METHOD BLANK: 2998560 Matrix: Water
Associated Lab Samples: 50302816001, 50302816002, 50302816003

Parameter	Units	Blank Result	Reporting Limit	Analyzed	Qualifiers
Antimony	ug/L	ND	1.0	11/19/21 15:02	
Arsenic	ug/L	ND	1.0	11/19/21 15:02	
Cobalt	ug/L	ND	1.0	11/19/21 15:02	
Selenium	ug/L	ND	1.0	11/19/21 15:02	

LABORATORY CONTROL SAMPLE: 2998561

Parameter	Units	Spike Conc.	LCS Result	LCS % Rec	% Rec Limits	Qualifiers
Antimony	ug/L	40	36.9	92	80-120	
Arsenic	ug/L	40	33.0	83	80-120	
Cobalt	ug/L	40	35.4	88	80-120	
Selenium	ug/L	40	33.7	84	80-120	

MATRIX SPIKE & MATRIX SPIKE DUPLICATE: 2998562 2998563

Parameter	Units	50302756021 Result	MS Spike Conc.	MSD Spike Conc.	MS Result	MSD Result	MS % Rec	MSD % Rec	% Rec Limits	RPD	Max RPD	Qual
Antimony	ug/L	ND	40	40	36.7	35.9	91	89	75-125	2	20	
Arsenic	ug/L	ND	40	40	34.5	33.9	85	83	75-125	2	20	
Cobalt	ug/L	ND	40	40	32.6	31.4	80	77	75-125	4	20	
Selenium	ug/L	ND	40	40	12.8	12.4	31	30	75-125	3	20	M3

Results presented on this page are in the units indicated by the "Units" column except where an alternate unit is presented to the right of the result.

REPORT OF LABORATORY ANALYSIS

This report shall not be reproduced, except in full,
without the written consent of Pace Analytical Services, LLC.

Pace Analytical Services, LLC
7726 Moller Road
Indianapolis, IN 46268
(317)228-3100

QUALITY CONTROL DATA

Project: Eagle Valley P1R2
Pace Project No.: 50302816

QC Batch: 651315 | Analysis Method: SM 2320B
QC Batch Method: SM 2320B | Analysis Description: 2320B Alkalinity
Laboratory: Pace Analytical Services - Indianapolis
Associated Lab Samples: 50302816001, 50302816002, 50302816003

METHOD BLANK: 3001816 Matrix: Water
Associated Lab Samples: 50302816001, 50302816002, 50302816003

Parameter	Units	Blank Result	Reporting Limit	Analyzed	Qualifiers
Alkalinity, Total as CaCO3	mg/L	ND	2.0	11/18/21 18:04	
Alkalinity,Bicarbonate (CaCO3)	mg/L	ND	2.0	11/18/21 18:04	
Alkalinity,Carbonate (CaCO3)	mg/L	ND	2.0	11/18/21 18:04	

LABORATORY CONTROL SAMPLE: 3001817

Parameter	Units	Spike Conc.	LCS Result	LCS % Rec	% Rec Limits	Qualifiers
Alkalinity, Total as CaCO3	mg/L	50	45.7	91	90-110	

SAMPLE DUPLICATE: 3001818

Parameter	Units	50302755001 Result	Dup Result	RPD	Max RPD	Qualifiers
Alkalinity, Total as CaCO3	mg/L	52.7	53.0	1	20	
Alkalinity,Bicarbonate (CaCO3)	mg/L	52.7	53.0	1	20	
Alkalinity,Carbonate (CaCO3)	mg/L	<2.0	ND		20	

SAMPLE DUPLICATE: 3001819

Parameter	Units	50302816001 Result	Dup Result	RPD	Max RPD	Qualifiers
Alkalinity, Total as CaCO3	mg/L	316	326	3	20	
Alkalinity,Bicarbonate (CaCO3)	mg/L	316	326	3	20	
Alkalinity,Carbonate (CaCO3)	mg/L	ND	ND		20	

Results presented on this page are in the units indicated by the "Units" column except where an alternate unit is presented to the right of the result.

REPORT OF LABORATORY ANALYSIS

This report shall not be reproduced, except in full,
without the written consent of Pace Analytical Services, LLC.

Pace Analytical Services, LLC
7726 Moller Road
Indianapolis, IN 46268
(317)228-3100

QUALITY CONTROL DATA

Project: Eagle Valley P1R2
Pace Project No.: 50302816

QC Batch: 650805 | Analysis Method: SM 2540C
QC Batch Method: SM 2540C | Analysis Description: 2540C Total Dissolved Solids
Laboratory: Pace Analytical Services - Indianapolis
Associated Lab Samples: 50302816001, 50302816002, 50302816003

METHOD BLANK: 2999465 Matrix: Water
Associated Lab Samples: 50302816001, 50302816002, 50302816003

Parameter	Units	Blank Result	Reporting Limit	Analyzed	Qualifiers
Total Dissolved Solids	mg/L	ND	10.0	11/17/21 06:43	

LABORATORY CONTROL SAMPLE: 2999466

Parameter	Units	Spike Conc.	LCS Result	LCS % Rec	% Rec Limits	Qualifiers
Total Dissolved Solids	mg/L	300	305	102	80-120	

SAMPLE DUPLICATE: 2999467

Parameter	Units	50302801009 Result	Dup Result	RPD	Max RPD	Qualifiers
Total Dissolved Solids	mg/L	1630	1600	2	10	

SAMPLE DUPLICATE: 2999468

Parameter	Units	50302828002 Result	Dup Result	RPD	Max RPD	Qualifiers
Total Dissolved Solids	mg/L	1330	1320	1	10	

Results presented on this page are in the units indicated by the "Units" column except where an alternate unit is presented to the right of the result.

REPORT OF LABORATORY ANALYSIS

This report shall not be reproduced, except in full,
without the written consent of Pace Analytical Services, LLC.

Pace Analytical Services, LLC
7726 Moller Road
Indianapolis, IN 46268
(317)228-3100

QUALITY CONTROL DATA

Project: Eagle Valley P1R2
Pace Project No.: 50302816

QC Batch: 650544
QC Batch Method: SM 4500-H+B
Analysis Method: SM 4500-H+B
Analysis Description: 4500H+B pH
Laboratory: Pace Analytical Services - Indianapolis
Associated Lab Samples: 50302816001, 50302816002, 50302816003

SAMPLE DUPLICATE: 2998374

Parameter	Units	50302720006 Result	Dup Result	RPD	Max RPD	Qualifiers
pH at 25 Degrees C	Std. Units	6.7	6.8	1	2	H3

SAMPLE DUPLICATE: 2998375

Parameter	Units	50302803003 Result	Dup Result	RPD	Max RPD	Qualifiers
pH at 25 Degrees C	Std. Units	7.0	7.1	1	2	H3

Results presented on this page are in the units indicated by the "Units" column except where an alternate unit is presented to the right of the result.

REPORT OF LABORATORY ANALYSIS

This report shall not be reproduced, except in full,
without the written consent of Pace Analytical Services, LLC.

Pace Analytical Services, LLC
7726 Moller Road
Indianapolis, IN 46268
(317)228-3100

QUALITY CONTROL DATA

Project: Eagle Valley P1R2
Pace Project No.: 50302816

QC Batch: 650903 | Analysis Method: SM 4500-S2-D
QC Batch Method: SM 4500-S2-D | Analysis Description: 4500S2D Sulfide Water
Laboratory: Pace Analytical Services - Indianapolis
Associated Lab Samples: 50302816001, 50302816002, 50302816003

METHOD BLANK: 2999896 Matrix: Water
Associated Lab Samples: 50302816001, 50302816002, 50302816003

Parameter	Units	Blank Result	Reporting Limit	Analyzed	Qualifiers
Sulfide	mg/L	ND	0.10	11/17/21 15:25	

LABORATORY CONTROL SAMPLE: 2999897

Parameter	Units	Spike Conc.	LCS Result	LCS % Rec	% Rec Limits	Qualifiers
Sulfide	mg/L	0.5	0.50	100	90-110	

MATRIX SPIKE SAMPLE: 2999898

Parameter	Units	50302816001 Result	Spike Conc.	MS Result	MS % Rec	% Rec Limits	Qualifiers
Sulfide	mg/L	ND	0.5	0.61	122	90-110	M0

MATRIX SPIKE & MATRIX SPIKE DUPLICATE: 2999900 2999901

Parameter	Units	50302867003 Result	MS Spike Conc.	MSD Spike Conc.	MS Result	MSD Result	MS % Rec	MSD % Rec	% Rec Limits	RPD	Max RPD	Qual
Sulfide	mg/L	0.61J	0.5	0.5	0.99	1.0	77	78	90-110	1	20	M3

Results presented on this page are in the units indicated by the "Units" column except where an alternate unit is presented to the right of the result.

REPORT OF LABORATORY ANALYSIS

This report shall not be reproduced, except in full,
without the written consent of Pace Analytical Services, LLC.

Pace Analytical Services, LLC
7726 Moller Road
Indianapolis, IN 46268
(317)228-3100

QUALITY CONTROL DATA

Project: Eagle Valley P1R2
Pace Project No.: 50302816

QC Batch: 650432 | Analysis Method: HACH 8146
QC Batch Method: HACH 8146 | Analysis Description: Iron, Ferrous
Laboratory: Pace Analytical Services - Indianapolis
Associated Lab Samples: 50302816001, 50302816002, 50302816003

METHOD BLANK: 2997972 Matrix: Water
Associated Lab Samples: 50302816001, 50302816002, 50302816003

Parameter	Units	Blank Result	Reporting Limit	Analyzed	Qualifiers
Iron, Ferrous	mg/L	ND	0.20	11/15/21 15:00	H3,N2

LABORATORY CONTROL SAMPLE: 2997973

Parameter	Units	Spike Conc.	LCS Result	LCS % Rec	% Rec Limits	Qualifiers
Iron, Ferrous	mg/L	1	1.0	105	90-110	H3,N2

MATRIX SPIKE & MATRIX SPIKE DUPLICATE: 2997974 2997975

Parameter	Units	50302629005 Result	MS Spike Conc.	MSD Spike Conc.	MS Result	MSD Result	MS % Rec	MSD % Rec	% Rec Limits	RPD	Max RPD	Qual
Iron, Ferrous	mg/L	ND	1	1	1.0	1.0	102	101	90-110	1	20	H3,N2

MATRIX SPIKE SAMPLE: 2997976

Parameter	Units	50302629008 Result	Spike Conc.	MS Result	MS % Rec	% Rec Limits	Qualifiers
Iron, Ferrous	mg/L	ND	1	1.1	111	90-110	H3,M0,N2

Results presented on this page are in the units indicated by the "Units" column except where an alternate unit is presented to the right of the result.

REPORT OF LABORATORY ANALYSIS

This report shall not be reproduced, except in full,
without the written consent of Pace Analytical Services, LLC.

Pace Analytical Services, LLC
7726 Moller Road
Indianapolis, IN 46268
(317)228-3100

QUALITY CONTROL DATA

Project: Eagle Valley P1R2
Pace Project No.: 50302816

QC Batch: 650305
QC Batch Method: EPA 353.2
Analysis Method: EPA 353.2
Analysis Description: 353.2 Nitrate + Nitrite, Unpres.
Laboratory: Pace Analytical Services - Indianapolis
Associated Lab Samples: 50302816001, 50302816002, 50302816003

METHOD BLANK: 2997512 Matrix: Water
Associated Lab Samples: 50302816001, 50302816002, 50302816003

Parameter	Units	Blank Result	Reporting Limit	Analyzed	Qualifiers
Nitrogen, Nitrate	mg/L	ND	0.10	11/13/21 17:58	
Nitrogen, Nitrite	mg/L	ND	0.10	11/13/21 17:58	

LABORATORY CONTROL SAMPLE: 2997513

Parameter	Units	Spike Conc.	LCS Result	LCS % Rec	% Rec Limits	Qualifiers
Nitrogen, Nitrate	mg/L	1	0.98	98	90-110	
Nitrogen, Nitrite	mg/L	1	1.1	108	90-110	

MATRIX SPIKE & MATRIX SPIKE DUPLICATE: 2997514 2997515

Parameter	Units	50302816001 Result	MS Spike Conc.	MSD Spike Conc.	MS Result	MSD Result	MS % Rec	MSD % Rec	% Rec Limits	RPD	Max RPD	Qual
Nitrogen, Nitrate	mg/L	1.0	1	1	2.0	2.0	104	103	90-110	0	20	
Nitrogen, Nitrite	mg/L	ND	1	1	1.1	1.1	111	111	90-110	0	20	M3

MATRIX SPIKE SAMPLE: 2997516

Parameter	Units	50302819002 Result	Spike Conc.	MS Result	MS % Rec	% Rec Limits	Qualifiers
Nitrogen, Nitrate	mg/L	ND	1	1.0	99	90-110	
Nitrogen, Nitrite	mg/L	ND	1	1.1	111	90-110	M0

Results presented on this page are in the units indicated by the "Units" column except where an alternate unit is presented to the right of the result.

REPORT OF LABORATORY ANALYSIS

This report shall not be reproduced, except in full,
without the written consent of Pace Analytical Services, LLC.

Pace Analytical Services, LLC
7726 Moller Road
Indianapolis, IN 46268
(317)228-3100

QUALITY CONTROL DATA

Project: Eagle Valley P1R2
Pace Project No.: 50302816

QC Batch: 652334 | Analysis Method: EPA 365.1
QC Batch Method: EPA 365.1 | Analysis Description: 365.1 Total Phosphorus
Laboratory: Pace Analytical Services - Indianapolis
Associated Lab Samples: 50302816001, 50302816002, 50302816003

METHOD BLANK: 3006326 Matrix: Water
Associated Lab Samples: 50302816001, 50302816002, 50302816003

Parameter	Units	Blank Result	Reporting Limit	Analyzed	Qualifiers
Phosphate as P04	mg/L	ND	0.15	11/29/21 10:02	

LABORATORY CONTROL SAMPLE: 3006327

Parameter	Units	Spike Conc.	LCS Result	LCS % Rec	% Rec Limits	Qualifiers
Phosphate as P04	mg/L		1.5			

MATRIX SPIKE & MATRIX SPIKE DUPLICATE: 3006328 3006329

Parameter	Units	50302816001 Result	MS Spike Conc.	MSD Spike Conc.	MS Result	MSD Result	MS % Rec	MSD % Rec	% Rec Limits	RPD	Max RPD	Qual
Phosphate as P04	mg/L	ND			1.5	1.6				2		

MATRIX SPIKE SAMPLE: 3006330

Parameter	Units	50302825002 Result	Spike Conc.	MS Result	MS % Rec	% Rec Limits	Qualifiers
Phosphate as P04	mg/L	ND		1.6			

Results presented on this page are in the units indicated by the "Units" column except where an alternate unit is presented to the right of the result.

REPORT OF LABORATORY ANALYSIS

This report shall not be reproduced, except in full,
without the written consent of Pace Analytical Services, LLC.

Pace Analytical Services, LLC
7726 Moller Road
Indianapolis, IN 46268
(317)228-3100

QUALITY CONTROL DATA

Project: Eagle Valley P1R2
Pace Project No.: 50302816

QC Batch: 652605
QC Batch Method: SM 5310C
Analysis Method: SM 5310C
Analysis Description: 5310C Total Organic Carbon
Laboratory: Pace Analytical Services - Indianapolis
Associated Lab Samples: 50302816001, 50302816002, 50302816003

METHOD BLANK: 3007566 Matrix: Water
Associated Lab Samples: 50302816001, 50302816002, 50302816003

Parameter	Units	Blank Result	Reporting Limit	Analyzed	Qualifiers
Total Organic Carbon	mg/L	ND	1.0	11/28/21 14:35	

LABORATORY CONTROL SAMPLE: 3007567

Parameter	Units	Spike Conc.	LCS Result	LCS % Rec	% Rec Limits	Qualifiers
Total Organic Carbon	mg/L	10	9.6	96	90-110	

MATRIX SPIKE & MATRIX SPIKE DUPLICATE: 3007568 3007569

Parameter	Units	50302787004 Result	MS Spike Conc.	MSD Spike Conc.	MS Result	MSD Result	MS % Rec	MSD % Rec	% Rec Limits	RPD	Max RPD	Qual
Total Organic Carbon	mg/L	1.4	10	10	11.0	10.8	96	95	80-120	1	20	

MATRIX SPIKE SAMPLE: 3007570

Parameter	Units	50302816001 Result	Spike Conc.	MS Result	MS % Rec	% Rec Limits	Qualifiers
Total Organic Carbon	mg/L	ND	10	10.2	98	80-120	

Results presented on this page are in the units indicated by the "Units" column except where an alternate unit is presented to the right of the result.

REPORT OF LABORATORY ANALYSIS

This report shall not be reproduced, except in full,
without the written consent of Pace Analytical Services, LLC.

Pace Analytical Services, LLC
7726 Moller Road
Indianapolis, IN 46268
(317)228-3100

QUALITY CONTROL DATA

Project: Eagle Valley P1R2
Pace Project No.: 50302816

QC Batch: 652753 | Analysis Method: SM 5310C
QC Batch Method: SM 5310C | Analysis Description: 5310C Dissolved Organic Carbon
Laboratory: Pace Analytical Services - Indianapolis
Associated Lab Samples: 50302816001, 50302816002, 50302816003

METHOD BLANK: 3008001 Matrix: Water
Associated Lab Samples: 50302816001, 50302816002, 50302816003

Parameter	Units	Blank Result	Reporting Limit	Analyzed	Qualifiers
Dissolved Organic Carbon	mg/L	ND	1.0	11/29/21 18:06	

LABORATORY CONTROL SAMPLE: 3008002

Parameter	Units	Spike Conc.	LCS Result	LCS % Rec	% Rec Limits	Qualifiers
Dissolved Organic Carbon	mg/L	10	10.4	104	90-110	

MATRIX SPIKE & MATRIX SPIKE DUPLICATE: 3008003 3008004

Parameter	Units	50302720005 Result	MS Spike Conc.	MSD Spike Conc.	MS Result	MSD Result	MS % Rec	MSD % Rec	% Rec Limits	RPD	Max RPD	Qual
Dissolved Organic Carbon	mg/L	20.1	40	40	62.5	62.3	106	106	80-120	0	20	

MATRIX SPIKE SAMPLE: 3008005

Parameter	Units	50302816002 Result	Spike Conc.	MS Result	MS % Rec	% Rec Limits	Qualifiers
Dissolved Organic Carbon	mg/L	ND	10	10.5	100	80-120	

Results presented on this page are in the units indicated by the "Units" column except where an alternate unit is presented to the right of the result.

REPORT OF LABORATORY ANALYSIS

This report shall not be reproduced, except in full,
without the written consent of Pace Analytical Services, LLC.

Pace Analytical Services, LLC
7726 Moller Road
Indianapolis, IN 46268
(317)228-3100

ANALYTICAL RESULTS - RADIOCHEMISTRY

Project: Eagle Valley P1R2
Pace Project No.: 50302816

Sample: MW-15S **Lab ID: 50302816001** Collected: 11/12/21 10:00 Received: 11/12/21 15:45 Matrix: Water
PWS: Site ID: Sample Type:

Parameters	Method	Act ± Unc (MDC) Carr Trac	Units	Analyzed	CAS No.	Qual
	Pace Analytical Services - Greensburg					
Radium-226	EPA 903.1	**0.151 ± 0.230 (0.136) C:NA T:96%**	pCi/L	12/15/21 17:14	13982-63-3	
	Pace Analytical Services - Greensburg					
Radium-228	EPA 904.0	**0.638 ± 0.439 (0.845) C:70% T:85%**	pCi/L	12/20/21 14:56	15262-20-1	
	Pace Analytical Services - Greensburg					
Total Radium	Total Radium Calculation	**0.789 ± 0.669 (0.981)**	pCi/L	12/21/21 09:26	7440-14-4	

REPORT OF LABORATORY ANALYSIS

This report shall not be reproduced, except in full,
without the written consent of Pace Analytical Services, LLC.

Pace Analytical Services, LLC
7726 Moller Road
Indianapolis, IN 46268
(317)228-3100

ANALYTICAL RESULTS - RADIOCHEMISTRY

Project: Eagle Valley P1R2
Pace Project No.: 50302816

Sample: MW-15I **Lab ID: 50302816002** Collected: 11/12/21 10:30 Received: 11/12/21 15:45 Matrix: Water
PWS: Site ID: Sample Type:

Parameters	Method	Act ± Unc (MDC) Carr Trac	Units	Analyzed	CAS No.	Qual
	Pace Analytical Services - Greensburg					
Radium-226	EPA 903.1	**0.938 ± 0.530 (0.594) C:NA T:99%**	pCi/L	12/15/21 17:04	13982-63-3	
	Pace Analytical Services - Greensburg					
Radium-228	EPA 904.0	**0.909 ± 0.435 (0.716) C:70% T:84%**	pCi/L	12/20/21 14:56	15262-20-1	
	Pace Analytical Services - Greensburg					
Total Radium	Total Radium Calculation	**1.85 ± 0.965 (1.31)**	pCi/L	12/21/21 09:26	7440-14-4	

This report shall not be reproduced, except in full,
without the written consent of Pace Analytical Services, LLC.

Pace Analytical Services, LLC
7726 Moller Road
Indianapolis, IN 46268
(317)228-3100

ANALYTICAL RESULTS - RADIOCHEMISTRY

Project: Eagle Valley P1R2
Pace Project No.: 50302816

Sample: MW-15D **Lab ID: 50302816003** Collected: 11/12/21 11:10 Received: 11/12/21 15:45 Matrix: Water
PWS: Site ID: Sample Type:

Parameters	Method	Act ± Unc (MDC) Carr Trac	Units	Analyzed	CAS No.	Qual
	Pace Analytical Services - Greensburg					
Radium-226	EPA 903.1	**0.326 ± 0.304 (0.400) C:NA T:88%**	pCi/L	12/15/21 17:04	13982-63-3	
	Pace Analytical Services - Greensburg					
Radium-228	EPA 904.0	**0.659 ± 0.390 (0.709) C:79% T:84%**	pCi/L	12/20/21 14:56	15262-20-1	
	Pace Analytical Services - Greensburg					
Total Radium	Total Radium Calculation	**0.985 ± 0.694 (1.11)**	pCi/L	12/21/21 09:26	7440-14-4	

This report shall not be reproduced, except in full,
without the written consent of Pace Analytical Services, LLC.

Pace Analytical Services, LLC
7726 Moller Road
Indianapolis, IN 46268
(317)228-3100

QUALITY CONTROL - RADIOCHEMISTRY

Project: Eagle Valley P1R2
Pace Project No.: 50302816

QC Batch: 473919
QC Batch Method: EPA 903.1
Analysis Method: EPA 903.1
Analysis Description: 903.1 Radium-226
Laboratory: Pace Analytical Services - Greensburg
Associated Lab Samples: 50302816001, 50302816002, 50302816003

METHOD BLANK: 2289371 Matrix: Water
Associated Lab Samples: 50302816001, 50302816002, 50302816003

Parameter	Act ± Unc (MDC) Carr Trac	Units	Analyzed	Qualifiers
Radium-226	0.000 ± 0.177 (0.285) C:NA T:96%	pCi/L	12/15/21 16:35	

Results presented on this page are in the units indicated by the "Units" column except where an alternate unit is presented to the right of the result.

REPORT OF LABORATORY ANALYSIS

This report shall not be reproduced, except in full,
without the written consent of Pace Analytical Services, LLC.

Pace Analytical Services, LLC
7726 Moller Road
Indianapolis, IN 46268
(317)228-3100

QUALITY CONTROL - RADIOCHEMISTRY

Project: Eagle Valley P1R2
Pace Project No.: 50302816

QC Batch: 473921
QC Batch Method: EPA 904.0
Analysis Method: EPA 904.0
Analysis Description: 904.0 Radium 228
Laboratory: Pace Analytical Services - Greensburg
Associated Lab Samples: 50302816001, 50302816002, 50302816003

METHOD BLANK: 2289374 Matrix: Water
Associated Lab Samples: 50302816001, 50302816002, 50302816003

Parameter	Act ± Unc (MDC) Carr Trac	Units	Analyzed	Qualifiers
Radium-228	-0.0598 ± 0.264 (0.636) C:79% T:87%	pCi/L	12/20/21 14:47	

Results presented on this page are in the units indicated by the "Units" column except where an alternate unit is presented to the right of the result.

REPORT OF LABORATORY ANALYSIS

This report shall not be reproduced, except in full,
without the written consent of Pace Analytical Services, LLC.

Pace Analytical Services, LLC
7726 Moller Road
Indianapolis, IN 46268
(317)228-3100

QUALIFIERS

Project: Eagle Valley P1R2
Pace Project No.: 50302816

DEFINITIONS

DF - Dilution Factor, if reported, represents the factor applied to the reported data due to dilution of the sample aliquot.

ND - Not Detected at or above adjusted reporting limit.

TNTC - Too Numerous To Count

J - Estimated concentration above the adjusted method detection limit and below the adjusted reporting limit.

MDL - Adjusted Method Detection Limit.

PQL - Practical Quantitation Limit.

RL - Reporting Limit - The lowest concentration value that meets project requirements for quantitative data with known precision and bias for a specific analyte in a specific matrix.

S - Surrogate

1,2-Diphenylhydrazine decomposes to and cannot be separated from Azobenzene using Method 8270. The result for each analyte is a combined concentration.

Consistent with EPA guidelines, unrounded data are displayed and have been used to calculate % recovery and RPD values.

LCS(D) - Laboratory Control Sample (Duplicate)

MS(D) - Matrix Spike (Duplicate)

DUP - Sample Duplicate

RPD - Relative Percent Difference

NC - Not Calculable.

SG - Silica Gel - Clean-Up

U - Indicates the compound was analyzed for, but not detected.

N-Nitrosodiphenylamine decomposes and cannot be separated from Diphenylamine using Method 8270. The result reported for each analyte is a combined concentration.

Reported results are not rounded until the final step prior to reporting. Therefore, calculated parameters that are typically reported as "Total" may vary slightly from the sum of the reported component parameters.

Act - Activity

Unc - Uncertainty: SDWA = 1.96 sigma count uncertainty, all other matrices = Expanded Uncertainty (95% confidence interval). Gamma Spec = Expanded Uncertainty (95.4% Confidence Interval)

(MDC) - Minimum Detectable Concentration

Trac - Tracer Recovery (%)

Carr - Carrier Recovery (%)

Pace Analytical is TNI accredited. Contact your Pace PM for the current list of accredited analytes.

TNI - The NELAC Institute.

ANALYTE QUALIFIERS

E	Analyte concentration exceeded the calibration range. The reported result is estimated.
H3	Sample was received or analysis requested beyond the recognized method holding time.
M0	Matrix spike recovery and/or matrix spike duplicate recovery was outside laboratory control limits.
M3	Matrix spike recovery was outside laboratory control limits due to matrix interferences.
N2	The lab does not hold NELAC/TNI accreditation for this parameter but other accreditations/certifications may apply. A complete list of accreditations/certifications is available upon request.
P6	Matrix spike recovery was outside laboratory control limits due to a parent sample concentration notably higher than the spike level.

This report shall not be reproduced, except in full,
without the written consent of Pace Analytical Services, LLC.

Pace Analytical Services, LLC
7726 Moller Road
Indianapolis, IN 46268
(317)228-3100

QUALITY CONTROL DATA CROSS REFERENCE TABLE

Project: Eagle Valley P1R2
Pace Project No.: 50302816

Lab ID	Sample ID	QC Batch Method	QC Batch	Analytical Method	Analytical Batch
50302816001	**MW-15S**	EPA 9056	650382		
50302816002	**MW-15I**	EPA 9056	650382		
50302816003	**MW-15D**	EPA 9056	650382		
50302816001	**MW-15S**	EPA 3010	651265	EPA 6010	652480
50302816001	**MW-15S**	EPA 3010	652635	EPA 6010	652812
50302816002	**MW-15I**	EPA 3010	651265	EPA 6010	652480
50302816002	**MW-15I**	EPA 3010	652635	EPA 6010	652812
50302816003	**MW-15D**	EPA 3010	651265	EPA 6010	652480
50302816003	**MW-15D**	EPA 3010	652635	EPA 6010	652812
50302816001	**MW-15S**	EPA 3010	651607	EPA 6010	652205
50302816002	**MW-15I**	EPA 3010	651607	EPA 6010	652205
50302816003	**MW-15D**	EPA 3010	651607	EPA 6010	652205
50302816001	**MW-15S**	EPA 200.2	650599	EPA 6020	650661
50302816002	**MW-15I**	EPA 200.2	650599	EPA 6020	650661
50302816003	**MW-15D**	EPA 200.2	650599	EPA 6020	650661
50302816001	**MW-15S**	EPA 903.1	473919		
50302816002	**MW-15I**	EPA 903.1	473919		
50302816003	**MW-15D**	EPA 903.1	473919		
50302816001	**MW-15S**	EPA 904.0	473921		
50302816002	**MW-15I**	EPA 904.0	473921		
50302816003	**MW-15D**	EPA 904.0	473921		
50302816001	**MW-15S**	Total Radium Calculation	476968		
50302816002	**MW-15I**	Total Radium Calculation	476968		
50302816003	**MW-15D**	Total Radium Calculation	476968		
50302816001	**MW-15S**	SM 2320B	651315		
50302816002	**MW-15I**	SM 2320B	651315		
50302816003	**MW-15D**	SM 2320B	651315		
50302816001	**MW-15S**	SM 2540C	650805		
50302816002	**MW-15I**	SM 2540C	650805		
50302816003	**MW-15D**	SM 2540C	650805		
50302816001	**MW-15S**	SM 4500-H+B	650544		
50302816002	**MW-15I**	SM 4500-H+B	650544		
50302816003	**MW-15D**	SM 4500-H+B	650544		
50302816001	**MW-15S**	SM 4500-S2-D	650903		
50302816002	**MW-15I**	SM 4500-S2-D	650903		
50302816003	**MW-15D**	SM 4500-S2-D	650903		
50302816001	**MW-15S**	HACH 8146	650432		
50302816002	**MW-15I**	HACH 8146	650432		
50302816003	**MW-15D**	HACH 8146	650432		
50302816001	**MW-15S**	EPA 353.2	650305		

This report shall not be reproduced, except in full,
without the written consent of Pace Analytical Services, LLC.

Pace Analytical Services, LLC
7726 Moller Road
Indianapolis, IN 46268
(317)228-3100

QUALITY CONTROL DATA CROSS REFERENCE TABLE

Project: Eagle Valley P1R2
Pace Project No.: 50302816

Lab ID	Sample ID	QC Batch Method	QC Batch	Analytical Method	Analytical Batch
50302816002	**MW-15I**	EPA 353.2	650305		
50302816003	**MW-15D**	EPA 353.2	650305		
50302816001	**MW-15S**	EPA 365.1	652334	EPA 365.1	652591
50302816002	**MW-15I**	EPA 365.1	652334	EPA 365.1	652591
50302816003	**MW-15D**	EPA 365.1	652334	EPA 365.1	652591
50302816001	**MW-15S**	SM 5310C	652605		
50302816002	**MW-15I**	SM 5310C	652605		
50302816003	**MW-15D**	SM 5310C	652605		
50302816001	**MW-15S**	SM 5310C	652753		
50302816002	**MW-15I**	SM 5310C	652753		
50302816003	**MW-15D**	SM 5310C	652753		

This report shall not be reproduced, except in full,
without the written consent of Pace Analytical Services, LLC.

Pace Analytical
WWW.PACELABS.COM

CHAIN-OF-CUSTODY / Analytical Request Do

The Chain-of-Custody is a LEGAL DOCUMENT. All relevant fields must

WO# : 50302816

50302816

Section A Required Client Information:	Section B Required Project Information:	Section C Invoice Information:	
Company: ATC Group Services	Report To: Mark Breting	Attention:	
Address: 7988 Centerpoint Drive	Copy To:	Company Name:	
Indianapolis, IN 46256		Address:	Regulatory Agency
Email: mark.breting@atcassociates.com	Purchase Order #:	Pace Quote:	
Phone: NONE Fax:	Project Name: Eagle Valley Profile 1 Report 2	Pace Project Manager: hayden.putt@pacelabs.com	State / Location
Requested Due Date:	Project #:	Pace Profile #: 6246 Line 29	IN

ITEM #	SAMPLE ID One Character per box. (A-Z, 0-9 / , -) Sample Ids must be unique MATRIX CODE: Drinking Water DW, Water WT, Waste Water WW, Product P, Soil/Solid SL, Oil OL, Wipe WP, Air AR, Other OT, Tissue TS	MATRIX CODE (see valid codes to left)	SAMPLE TYPE (G=GRAB C=COMP)	COLLECTED START DATE	COLLECTED START TIME	COLLECTED END DATE	COLLECTED END TIME	SAMPLE TEMP AT COLLECTION	# OF CONTAINERS	Preservatives: Unpreserved	H2SO4	HNO3	HCl	NaOH + ZnAcetate	Na2S2O3	Methanol	Other	Analyses Test Y/N	TDS/ NO3,NO2-Wet	(Cl, F, SO4) IC	Metals, Total*	Metals Diss. Field Filtered**	Rad-228	Rad-226	Alkalinity, Ferrous Iron, pH	TOC by 5310C	DOC by 5310C	Sulfide	Phosphate	Residual Chlorine (Y/N)	
	Requested Analysis Filtered (Y/N)																Y/N				Y					Y				
1	MW-14S	WT							11	3	3	4		1				X	X	X	X	X	X	X	X	X	X	X		
2	MW-14I	WT							11	3	3	4		1				X	X	X	X	X	X	X	X	X	X	X		
3	MW-14D	WT							11	3	3	4		1				X	X	X	X	X	X	X	X	X	X	X		
4	MW-15S	WT				11-12-21	10:00		11	3	3	4		1				X	X	X	X	X	X	X	X	X	X	X		QU1
5	MW-15I	WT				11-12-21	10:30		11	3	3	4		1				X	X	X	X	X	X	X	X	X	X	X		003
6	MW-15D	WT				11-12-21	11:10		11	3	3	4		1				X	X	X	X	X	X	X	X	X	X	X		003
7	MW-16S	WT							11	3	3	4		1				X	X	X	X	X	X	X	X	X	X	X		
8	MW-16I	WT							11	3	3	4		1				X	X	X	X	X	X	X	X	X	X	X		
9	MW-16D	WT							11	3	3	4		1				X	X	X	X	X	X	X	X	X	X	X		
10	MW-17S	WT							11	3	3	4		1				X	X	X	X	X	X	X	X	X	X	X		
11	MW-17I	WT							11	3	3	4		1				X	X	X	X	X	X	X	X	X	X	X		
12	MW-17D	WT							11	3	3	4		1				X	X	X	X	X	X	X	X	X	X	X		

ADDITIONAL COMMENTS	RELINQUISHED BY / AFFILIATION	DATE	TIME	ACCEPTED BY / AFFILIATION	DATE	TIME	SAMPLE CONDITIONS			
* Metals: 6010 (Al, Ba, B, Fe, Mn, Mo, Ca, Mg, Na, K, Li, SiO2)	Andy Jakhariah	11-12-21	13:45		11/12/21	1345	0.7	Y	N	Y
6020 (Co, As, Se, Sb)										
** Dissolved FF 6010 (Mo, Mn)										
Alkalinity = (Total , Bicarb & Carb)										

SAMPLER NAME AND SIGNATURE			TEMP in C	Received on Ice (Y/N)	Custody Sealed Cooler (Y/N)	Samples Intact (Y/N)
PRINT Name of SAMPLER:	Andy Jakhariah					
SIGNATURE of SAMPLER:		DATE Signed: 11-12-21				

Pace Analytical®

SAMPLE CONDITION UPON RECEIPT FORM

Date/Time and Initials of person examining contents: MCS 11/12/21 1500

1. **Courier:** ☐ FED EX ☐ UPS ☑ CLIENT ☐ PACE ☐ USPS ☐ OTHER _____

2. **Custody Seal on Cooler/Box Present:** ☐ Yes ☑ No

(If yes)Seals Intact: ☐ Yes ☐ No **(leave blank if no seals were present)**

3. **Thermometer:** 1 2 3 4 5 6 A B C (D) E F

4. **Cooler Temperature:** 0.7 / 0.7°C
Temp should be above freezing to 6°C **(Initial/Corrected)**

5. **Packing Material:** ☐ Bubble Wrap ☑ Bubble Bags ☐ None ☐ Other _____

6. **Ice Type:** ☑ Wet ☐ Blue ☐ None

7. **If temp. is over 6°C or under 0°C, was the PM notified?:** ☐ Yes ☐ No

All discrepancies will be written out in the comments section below.

	Yes	No		Yes	No	N/A
USDA Regulated Soils? (HI, ID, NY, WA, OR,CA, NM, TX, OK, AR, LA, TN, AL, MS, NC, SC, GA, FL, or Puerto Rico)		/	All containers needing acid/base pres. Have been CHECKED?: **exceptions: VOA, coliform, LLHg, O&G, and any container with a septum cap or preserved with HCl.** **Circle: HNO3 (<2) H2SO4 (<2) NaOH (>10) NaOH/ZnAc (>9)** Any non-conformance to pH recommendations will be noted on the container count form	✓		
Short Hold Time Analysis (48 hours or less)? Analysis: NO2 / NO3	/					
Time 5035A TC placed in Freezer or Short Holds To Lab	Time:			Present	Absent	N/A
			Residual Chlorine Check (SVOC 625 Pest/PCB 608)			/
Rush TAT Requested (4 days or less):		/	Residual Chlorine Check (Total/Amenable/Free Cyanide)			/
Custody Signatures Present?	/		Headspace Wisconsin Sulfide?			/
Containers Intact?:	/		Headspace in VOA Vials (>6mm): See Containter Count form for details	Present	Absent	No VOA Vials Sent /
Sample Label (IDs/Dates/Times) Match COC?: Except TCs, which only require sample ID	/		Trip Blank Present?		/	
Extra labels on Terracore Vials? (soils only)		/	Trip Blank Custody Seals?:			/

COMMENTS:

COC PAGE ____ of ____

Sample Container Count

** Place a RED dot on containers that are out of conformance **

COC Line Item	WGFU	SBS / DI / MeOH (only) / BK / Kit R	DG9H VG9H	VOA VIAL HS (>6mm)	VG9U	DG9U	VG9T	AG0U	AG1H	AG1U	AG2U	AG3S	AG3SF	AG3C	BP1U	BP1N	BP2U	BP3U	BP3N	BP3F	BP3S	BP3B	BP3Z	CG3H	Syringe Kit			Matrix	HNO3/ H2SO4 pH <2	NaOH/ ZNAc pH >9	NaOH pH>10
1																															
2																															
3																															
4												1	1			2	1	2	1	1	1		1					WT	✓	✓	
5												↓	↓			↓	↓	↓	↓	↓	↓		↓					↓	↓	↓	
6												↓	↓			↓	↓	↓	↓	↓	↓		↓					↓	↓	↓	
7																															
8																															
9																															
10																															
11																															
12																															

Container Codes

Glass

DG9H	40mL HCl amber voa vial	BG1T	1L Na Thiosulfate clear glass	BP1B	1L NaOH plastic
DG9P	40mL TSP amber vial	BG1U	1L unpreserved glass	BP1N	1L HNO3 plastic
DG9S	40mL H2SO4 amber vial	BG3H	250mL HCl Clear Glass	BP1S	1L H2SO4 plastic
DG9T	40mL Na Thio amber vial	BG3U	250mL Unpres Clear Glass	BP1U	1L unpreserved plastic
DG9U	40mL unpreserved amber vial	AG0U	100mL unpres amber glass	BP1Z	1L NaOH, Zn, Ac
VG9H	40mL HCl clear vial	AG1H	1L HCl amber glass	BP2N	500mL HNO3 plastic
VG9T	40mL Na Thio. clear vial	AG1S	1L H2SO4 amber glass	BP2C	500mL NaOH plastic
VG9U	40mL unpreserved clear vial	AG1T	1L Na Thiosulfate amber glass	BP2S	500mL H2SO4 plastic
I	40mL w/hexane wipe vial	AG1U	1liter unpres amber glass	BP2U	500mL unpreserved plastic
WGKU	8oz unpreserved clear jar	AG2N	500mL HNO3 amber glass	BP2Z	500mL NaOH, Zn Ac
WGFU	4oz clear soil jar	AG2S	500mL H2SO4 amber glass	BP3B	250mL NaOH plastic
JGFU	4oz unpreserved amber wide	AG2U	500mL unpres amber glass	BP3N	250mL HNO3 plastic
CG3H	250mL clear glass HCl	AG3S	250mL H2SO4 amber glass	BP3F	250mL HNO3 plastic-field filtered
BG1H	1L HCl clear glass	AG3SF	250mL H2SO4 amb glass -field filtered	BP3U	250mL unpreserved plastic
BG1S	1L H2SO4 clear glass	AG3U	250mL unpres amber glass	BP3S	250mL H2SO4 plastic
GN	General	AG3C	250mL NaOH amber glass	BP3Z	250mL NaOH, ZnAc plastic

Plastic / Misc.

BP4U	125mL unpreserved plastic
BP4N	125mL HNO3 plastic
BP4S	125mL H2SO4 plastic

Syringe Kit	LL Cr+6 sampling kit

AF	Air Filter
C	Air Cassettes
R	Terracore kit
SP5T	120mL Coliform Na Thiosulfate
U	Summa Can
ZPLC	Ziploc Bag

WT		Water	
SL		Solid	
NAL	OL	Non-aqueous liquid	Oil
WP		Wipe	

Pace Analytical Services, LLC
7726 Moller Road
Indianapolis, IN 46268
(317)228-3100

February 17, 2022

Mr. Mark Breting
ATC Group Services
7988 Centerpoint Drive
Suite 100
Indianapolis, IN 46256

RE: Project: Eagle Valley P1R1
Pace Project No.: 50302819

Dear Mr. Breting:

Enclosed are the analytical results for sample(s) received by the laboratory on November 12, 2021. The results relate only to the samples included in this report. Results reported herein conform to the applicable TNI/NELAC Standards and the laboratory's Quality Manual, where applicable, unless otherwise noted in the body of the report.

The test results provided in this final report were generated by each of the following laboratories within the Pace Network:

- Pace Analytical Services - Indianapolis
- Pace Analytical Services - Greensburg

If you have any questions concerning this report, please feel free to contact me.

Sincerely,

Hayden Putt
hayden.putt@pacelabs.com
(317)228-3145
Project Manager

Enclosures

cc: Mr. Robert Miller, Haley & Aldrich

This report shall not be reproduced, except in full,
without the written consent of Pace Analytical Services, LLC.

Pace Analytical Services, LLC
7726 Moller Road
Indianapolis, IN 46268
(317)228-3100

CERTIFICATIONS

Project: Eagle Valley P1R1
Pace Project No.: 50302819

Pace Analytical Services Pennsylvania

1638 Roseytown Rd Suites 2,3&4, Greensburg, PA 15601
ANAB DOD-ELAP Rad Accreditation #: L2417
Alabama Certification #: 41590
Arizona Certification #: AZ0734
Arkansas Certification
California Certification #: 04222CA
Colorado Certification #: PA01547
Connecticut Certification #: PH-0694
Delaware Certification
EPA Region 4 DW Rad
Florida/TNI Certification #: E87683
Georgia Certification #: C040
Florida: Cert E871149 SEKS WET
Guam Certification
Hawaii Certification
Idaho Certification
Illinois Certification
Indiana Certification
Iowa Certification #: 391
Kansas/TNI Certification #: E-10358
Kentucky Certification #: KY90133
KY WW Permit #: KY0098221
KY WW Permit #: KY0000221
Louisiana DHH/TNI Certification #: LA180012
Louisiana DEQ/TNI Certification #: 4086
Maine Certification #: 2017020
Maryland Certification #: 308
Massachusetts Certification #: M-PA1457
Michigan/PADEP Certification #: 9991
Missouri Certification #: 235
Montana Certification #: Cert0082
Nebraska Certification #: NE-OS-29-14
Nevada Certification #: PA014572018-1
New Hampshire/TNI Certification #: 297617
New Jersey/TNI Certification #: PA051
New Mexico Certification #: PA01457
New York/TNI Certification #: 10888
North Carolina Certification #: 42706
North Dakota Certification #: R-190
Ohio EPA Rad Approval: #41249
Oregon/TNI Certification #: PA200002-010
Pennsylvania/TNI Certification #: 65-00282
Puerto Rico Certification #: PA01457
Rhode Island Certification #: 65-00282
South Dakota Certification
Tennessee Certification #: 02867
Texas/TNI Certification #: T104704188-17-3
Utah/TNI Certification #: PA014572017-9
USDA Soil Permit #: P330-17-00091
Vermont Dept. of Health: ID# VT-0282
Virgin Island/PADEP Certification
Virginia/VELAP Certification #: 460198
Washington Certification #: C868
West Virginia DEP Certification #: 143
West Virginia DHHR Certification #: 9964C
Wisconsin Approve List for Rad
Wyoming Certification #: 8TMS-L

Pace Analytical Services Indianapolis

7726 Moller Road, Indianapolis, IN 46268
Illinois Accreditation #: 200074
Indiana Drinking Water Laboratory #: C-49-06
Kansas/TNI Certification #: E-10177
Kentucky UST Agency Interest #: 80226
Kentucky WW Laboratory ID #: 98019
Michigan Drinking Water Laboratory #9050
Ohio VAP Certified Laboratory #: CL0065
Oklahoma Laboratory #: 9204
Texas Certification #: T104704355
Wisconsin Laboratory #: 999788130
USDA Soil Permit #: P330-19-00257

This report shall not be reproduced, except in full,
without the written consent of Pace Analytical Services, LLC.

Pace Analytical Services, LLC
7726 Moller Road
Indianapolis, IN 46268
(317)228-3100

SAMPLE SUMMARY

Project: Eagle Valley P1R1
Pace Project No.: 50302819

Lab ID	Sample ID	Matrix	Date Collected	Date Received
50302819001	**MW-9S**	Water	11/12/21 11:50	11/12/21 15:45
50302819002	**MW-9I**	Water	11/12/21 11:00	11/12/21 15:45
50302819003	**MW-9D**	Water	11/12/21 10:05	11/12/21 15:45
50302819004	**MW-10S**	Water	11/12/21 10:05	11/12/21 15:45

REPORT OF LABORATORY ANALYSIS

This report shall not be reproduced, except in full,
without the written consent of Pace Analytical Services, LLC.

Pace Analytical Services, LLC
7726 Moller Road
Indianapolis, IN 46268
(317)228-3100

SAMPLE ANALYTE COUNT

Project: Eagle Valley P1R1
Pace Project No.: 50302819

Lab ID	Sample ID	Method	Analysts	Analytes Reported	Laboratory
50302819001	**MW-9S**	EPA 9056	RID	3	PASI-I
		EPA 6010	JPK, RAM	12	PASI-I
		EPA 6010	RAM	2	PASI-I
		EPA 6020	DMT	4	PASI-I
		EPA 903.1	SLC	1	PASI-PA
		EPA 904.0	VAL	1	PASI-PA
		Total Radium Calculation	JAL	1	PASI-PA
		SM 2320B	SWJ	3	PASI-I
		SM 2540C	OAS	1	PASI-I
		SM 4500-H+B	TKG	1	PASI-I
		SM 4500-S2-D	ZM	1	PASI-I
		EPA 353.2	SKK	2	PASI-I
		EPA 365.1	GWA	1	PASI-I
		SM 5310C	GWA	1	PASI-I
		SM 5310C	GWA	1	PASI-I
50302819002	**MW-9I**	EPA 9056	RID	3	PASI-I
		EPA 6010	JPK, RAM	12	PASI-I
		EPA 6010	RAM	2	PASI-I
		EPA 6020	DMT	4	PASI-I
		EPA 903.1	SLC	1	PASI-PA
		EPA 904.0	VAL	1	PASI-PA
		Total Radium Calculation	JAL	1	PASI-PA
		SM 2320B	SWJ	3	PASI-I
		SM 2540C	OAS	1	PASI-I
		SM 4500-H+B	TKG	1	PASI-I
		SM 4500-S2-D	ZM	1	PASI-I
		EPA 353.2	SKK	2	PASI-I
		EPA 365.1	GWA	1	PASI-I
		SM 5310C	GWA	1	PASI-I
		SM 5310C	GWA	1	PASI-I
50302819003	**MW-9D**	EPA 9056	RID	3	PASI-I
		EPA 6010	JPK, RAM	12	PASI-I
		EPA 6010	RAM	2	PASI-I
		EPA 6020	DMT	4	PASI-I
		EPA 903.1	SLC	1	PASI-PA
		EPA 904.0	VAL	1	PASI-PA
		Total Radium Calculation	JAL	1	PASI-PA

This report shall not be reproduced, except in full,
without the written consent of Pace Analytical Services, LLC.

Pace Analytical Services, LLC
7726 Moller Road
Indianapolis, IN 46268
(317)228-3100

SAMPLE ANALYTE COUNT

Project: Eagle Valley P1R1
Pace Project No.: 50302819

Lab ID	Sample ID	Method	Analysts	Analytes Reported	Laboratory
		SM 2320B	SWJ	3	PASI-I
		SM 2540C	OAS	1	PASI-I
		SM 4500-H+B	TKG	1	PASI-I
		SM 4500-S2-D	ZM	1	PASI-I
		EPA 353.2	SKK	2	PASI-I
		EPA 365.1	GWA	1	PASI-I
		SM 5310C	GWA	1	PASI-I
		SM 5310C	GWA	1	PASI-I
50302819004	**MW-10S**	EPA 9056	RID	3	PASI-I
		EPA 6010	JPK, RAM	12	PASI-I
		EPA 6010	RAM	2	PASI-I
		EPA 6020	DMT	4	PASI-I
		EPA 903.1	SLC	1	PASI-PA
		EPA 904.0	VAL	1	PASI-PA
		Total Radium Calculation	JAL	1	PASI-PA
		SM 2320B	SWJ	3	PASI-I
		SM 2540C	OAS	1	PASI-I
		SM 4500-H+B	TKG	1	PASI-I
		SM 4500-S2-D	ZM	1	PASI-I
		EPA 353.2	SKK	2	PASI-I
		EPA 365.1	GWA	1	PASI-I
		SM 5310C	GWA	1	PASI-I
		SM 5310C	GWA	1	PASI-I

PASI-I = Pace Analytical Services - Indianapolis
PASI-PA = Pace Analytical Services - Greensburg

REPORT OF LABORATORY ANALYSIS

This report shall not be reproduced, except in full,
without the written consent of Pace Analytical Services, LLC.

Pace Analytical Services, LLC
7726 Moller Road
Indianapolis, IN 46268
(317)228-3100

SUMMARY OF DETECTION

Project: Eagle Valley P1R1
Pace Project No.: 50302819

Lab Sample ID / Method	Client Sample ID / Parameters	Result	Units	Report Limit	Analyzed	Qualifiers
50302819001	**MW-9S**					
EPA 9056	Chloride	58.5	mg/L	2.5	11/16/21 12:10	
EPA 9056	Fluoride	0.33	mg/L	0.10	11/16/21 11:51	
EPA 9056	Sulfate	155	mg/L	2.5	11/16/21 12:10	
EPA 6010	Aluminum	351	ug/L	200	11/24/21 14:34	
EPA 6010	Barium	84.8	ug/L	10.0	11/24/21 14:34	
EPA 6010	Boron	961	ug/L	100	11/24/21 14:34	
EPA 6010	Calcium	106000	ug/L	1000	11/24/21 14:34	
EPA 6010	Iron	279	ug/L	100	11/24/21 14:34	
EPA 6010	Lithium	31.9	ug/L	20.0	11/24/21 14:34	
EPA 6010	Magnesium	24400	ug/L	1000	11/24/21 14:34	
EPA 6010	Manganese	84.8	ug/L	10.0	11/24/21 14:34	
EPA 6010	Molybdenum	69.4	ug/L	10.0	11/24/21 14:34	
EPA 6010	Potassium	5990	ug/L	1000	11/24/21 14:34	
EPA 6010	Silica	18300	ug/L	450	11/29/21 22:09	N2
EPA 6010	Sodium	64200	ug/L	1000	11/24/21 14:34	
EPA 6010	Molybdenum, Dissolved	70.9	ug/L	10.0	11/23/21 13:41	
EPA 6020	Selenium	2.6	ug/L	1.0	11/21/21 10:59	
EPA 903.1	Radium-226	0.341 ± 0.276 (0.154) C:NA T:91%	pCi/L		12/15/21 16:50	
EPA 904.0	Radium-228	0.295 ± 0.358 (0.755) C:67% T:86%	pCi/L		12/20/21 14:55	
Total Radium Calculation	Total Radium	0.636 ± 0.634 (0.909)	pCi/L		12/21/21 09:26	
SM 2320B	Alkalinity, Total as CaCO3	256	mg/L	2.0	11/18/21 18:04	
SM 2320B	Alkalinity,Bicarbonate (CaCO3)	256	mg/L	2.0	11/18/21 18:04	
SM 2540C	Total Dissolved Solids	567	mg/L	10.0	11/17/21 06:54	
SM 4500-H+B	pH at 25 Degrees C	7.4	Std. Units	0.10	11/18/21 09:35	H3
EPA 353.2	Nitrogen, Nitrate	0.73	mg/L	0.10	11/13/21 18:35	
50302819002	**MW-9I**					
EPA 9056	Chloride	160	mg/L	25.0	11/16/21 13:08	
EPA 9056	Fluoride	0.32	mg/L	0.10	11/16/21 12:49	
EPA 9056	Sulfate	313	mg/L	25.0	11/16/21 13:08	
EPA 6010	Barium	78.1	ug/L	10.0	11/24/21 14:36	
EPA 6010	Boron	779	ug/L	100	11/24/21 14:36	
EPA 6010	Calcium	119000	ug/L	1000	11/24/21 14:36	
EPA 6010	Magnesium	36500	ug/L	1000	11/24/21 14:36	
EPA 6010	Manganese	400	ug/L	10.0	11/24/21 14:36	
EPA 6010	Molybdenum	11.6	ug/L	10.0	11/24/21 14:36	
EPA 6010	Potassium	7110	ug/L	1000	11/24/21 14:36	
EPA 6010	Silica	10300	ug/L	450	11/29/21 22:19	N2
EPA 6010	Sodium	139000	ug/L	1000	11/24/21 14:36	
EPA 6010	Manganese, Dissolved	375	ug/L	10.0	11/23/21 13:47	
EPA 6010	Molybdenum, Dissolved	11.8	ug/L	10.0	11/23/21 13:47	

REPORT OF LABORATORY ANALYSIS

This report shall not be reproduced, except in full,
without the written consent of Pace Analytical Services, LLC.

Pace Analytical Services, LLC
7726 Moller Road
Indianapolis, IN 46268
(317)228-3100

SUMMARY OF DETECTION

Project: Eagle Valley P1R1
Pace Project No.: 50302819

Lab Sample ID / Method	Client Sample ID / Parameters	Result	Units	Report Limit	Analyzed	Qualifiers
50302819002	**MW-9I**					
EPA 6020	Cobalt	1.2	ug/L	1.0	11/21/21 11:03	
EPA 903.1	Radium-226	0.474 ± 0.467 (0.711) C:NA T:90%	pCi/L		12/15/21 16:50	
EPA 904.0	Radium-228	-0.0439 ± 0.327 (0.777) C:68% T:89%	pCi/L		12/20/21 14:55	
Total Radium Calculation	Total Radium	0.474 ± 0.794 (1.49)	pCi/L		12/21/21 09:26	
SM 2320B	Alkalinity, Total as CaCO3	184	mg/L	2.0	11/18/21 18:04	
SM 2320B	Alkalinity,Bicarbonate (CaCO3)	184	mg/L	2.0	11/18/21 18:04	
SM 2540C	Total Dissolved Solids	858	mg/L	20.0	11/17/21 06:54	
SM 4500-H+B	pH at 25 Degrees C	7.4	Std. Units	0.10	11/18/21 09:35	H3
SM 5310C	Total Organic Carbon	1.5	mg/L	1.0	11/29/21 01:45	
SM 5310C	Dissolved Organic Carbon	2.1	mg/L	1.0	11/29/21 22:48	
50302819003	**MW-9D**					
EPA 9056	Chloride	40.3	mg/L	2.5	11/16/21 13:47	
EPA 9056	Sulfate	34.5	mg/L	2.5	11/16/21 13:47	
EPA 6010	Barium	112	ug/L	10.0	11/24/21 14:41	
EPA 6010	Calcium	102000	ug/L	1000	11/24/21 14:41	
EPA 6010	Iron	249	ug/L	100	11/24/21 14:41	
EPA 6010	Magnesium	26200	ug/L	1000	11/24/21 14:41	
EPA 6010	Manganese	238	ug/L	10.0	11/24/21 14:41	
EPA 6010	Potassium	2650	ug/L	1000	11/24/21 14:41	
EPA 6010	Silica	14300	ug/L	450	11/29/21 22:21	N2
EPA 6010	Sodium	26800	ug/L	1000	11/24/21 14:41	
EPA 6010	Manganese, Dissolved	224	ug/L	10.0	11/23/21 13:49	
EPA 903.1	Radium-226	0.383 ± 0.356 (0.469) C:NA T:92%	pCi/L		12/15/21 17:04	
EPA 904.0	Radium-228	0.565 ± 0.433 (0.853) C:67% T:84%	pCi/L		12/20/21 14:55	
Total Radium Calculation	Total Radium	0.948 ± 0.789 (1.32)	pCi/L		12/21/21 09:26	
SM 2320B	Alkalinity, Total as CaCO3	328	mg/L	2.0	11/18/21 18:04	
SM 2320B	Alkalinity,Bicarbonate (CaCO3)	328	mg/L	2.0	11/18/21 18:04	
SM 2540C	Total Dissolved Solids	420	mg/L	10.0	11/17/21 06:54	
SM 4500-H+B	pH at 25 Degrees C	7.4	Std. Units	0.10	11/18/21 09:34	H3
SM 5310C	Dissolved Organic Carbon	1.8	mg/L	1.0	11/29/21 22:59	
50302819004	**MW-10S**					
EPA 9056	Chloride	126	mg/L	25.0	11/16/21 14:29	

REPORT OF LABORATORY ANALYSIS

This report shall not be reproduced, except in full,
without the written consent of Pace Analytical Services, LLC.

Pace Analytical Services, LLC
7726 Moller Road
Indianapolis, IN 46268
(317)228-3100

SUMMARY OF DETECTION

Project: Eagle Valley P1R1
Pace Project No.: 50302819

Lab Sample ID / Method	Client Sample ID / Parameters	Result	Units	Report Limit	Analyzed	Qualifiers
50302819004	**MW-10S**					
EPA 9056	Fluoride	0.20	mg/L	0.10	11/16/21 14:06	
EPA 9056	Sulfate	443	mg/L	25.0	11/16/21 14:29	
EPA 6010	Barium	83.6	ug/L	10.0	11/24/21 14:43	
EPA 6010	Boron	5770	ug/L	100	11/24/21 14:43	
EPA 6010	Calcium	197000	ug/L	1000	11/24/21 14:43	
EPA 6010	Lithium	93.0	ug/L	20.0	11/24/21 14:43	
EPA 6010	Magnesium	42100	ug/L	1000	11/24/21 14:43	
EPA 6010	Manganese	17.4	ug/L	10.0	11/24/21 14:43	
EPA 6010	Molybdenum	77.6	ug/L	10.0	11/24/21 14:43	
EPA 6010	Potassium	10900	ug/L	1000	11/24/21 14:43	
EPA 6010	Silica	12900	ug/L	450	11/29/21 22:23	N2
EPA 6010	Sodium	129000	ug/L	1000	11/24/21 14:43	
EPA 6010	Manganese, Dissolved	13.8	ug/L	10.0	11/23/21 13:51	
EPA 6010	Molybdenum, Dissolved	75.5	ug/L	10.0	11/23/21 13:51	
EPA 6020	Antimony	1.8	ug/L	1.0	11/21/21 11:12	
EPA 6020	Selenium	1.8	ug/L	1.0	11/21/21 11:12	
EPA 903.1	Radium-226	0.500 ± 0.366 (0.409) C:NA T:90%	pCi/L		12/15/21 17:04	
EPA 904.0	Radium-228	0.218 ± 0.355 (0.772) C:64% T:87%	pCi/L		12/20/21 14:55	
Total Radium Calculation	Total Radium	0.718 ± 0.721 (1.18)	pCi/L		12/21/21 09:26	
SM 2320B	Alkalinity, Total as CaCO3	296	mg/L	2.0	11/19/21 10:15	
SM 2320B	Alkalinity,Bicarbonate (CaCO3)	296	mg/L	2.0	11/19/21 10:15	
SM 2540C	Total Dissolved Solids	1140	mg/L	20.0	11/17/21 06:55	
SM 4500-H+B	pH at 25 Degrees C	7.2	Std. Units	0.10	11/18/21 09:34	H3
EPA 353.2	Nitrogen, Nitrate	0.19	mg/L	0.10	11/13/21 18:26	
SM 5310C	Total Organic Carbon	1.0	mg/L	1.0	11/29/21 02:30	
SM 5310C	Dissolved Organic Carbon	1.4	mg/L	1.0	11/29/21 23:10	

This report shall not be reproduced, except in full,
without the written consent of Pace Analytical Services, LLC.

Pace Analytical Services, LLC
7726 Moller Road
Indianapolis, IN 46268
(317)228-3100

ANALYTICAL RESULTS

Project: Eagle Valley P1R1
Pace Project No.: 50302819

Sample: MW-9S **Lab ID: 50302819001** Collected: 11/12/21 11:50 Received: 11/12/21 15:45 Matrix: Water

Parameters	Results	Units	Report Limit	DF	Prepared	Analyzed	CAS No.	Qual
9056 IC Anions	Analytical Method: EPA 9056							
	Pace Analytical Services - Indianapolis							
Chloride	**58.5**	mg/L	2.5	10		11/16/21 12:10	16887-00-6	
Fluoride	**0.33**	mg/L	0.10	1		11/16/21 11:51	16984-48-8	
Sulfate	**155**	mg/L	2.5	10		11/16/21 12:10	14808-79-8	
6010 MET ICP	Analytical Method: EPA 6010 Preparation Method: EPA 3010							
	Pace Analytical Services - Indianapolis							
Aluminum	**351**	ug/L	200	1	11/23/21 06:52	11/24/21 14:34	7429-90-5	
Barium	**84.8**	ug/L	10.0	1	11/23/21 06:52	11/24/21 14:34	7440-39-3	
Boron	**961**	ug/L	100	1	11/23/21 06:52	11/24/21 14:34	7440-42-8	
Calcium	**106000**	ug/L	1000	1	11/23/21 06:52	11/24/21 14:34	7440-70-2	
Iron	**279**	ug/L	100	1	11/23/21 06:52	11/24/21 14:34	7439-89-6	
Lithium	**31.9**	ug/L	20.0	1	11/23/21 06:52	11/24/21 14:34	7439-93-2	
Magnesium	**24400**	ug/L	1000	1	11/23/21 06:52	11/24/21 14:34	7439-95-4	
Manganese	**84.8**	ug/L	10.0	1	11/23/21 06:52	11/24/21 14:34	7439-96-5	
Molybdenum	**69.4**	ug/L	10.0	1	11/23/21 06:52	11/24/21 14:34	7439-98-7	
Potassium	**5990**	ug/L	1000	1	11/23/21 06:52	11/24/21 14:34	7440-09-7	
Silica	**18300**	ug/L	450	1	11/29/21 09:14	11/29/21 22:09	7631-86-9	N2
Sodium	**64200**	ug/L	1000	1	11/23/21 06:52	11/24/21 14:34	7440-23-5	
6010 MET ICP, Dissolved	Analytical Method: EPA 6010 Preparation Method: EPA 3010							
	Pace Analytical Services - Indianapolis							
Manganese, Dissolved	ND	ug/L	10.0	1	11/22/21 07:00	11/23/21 13:41	7439-96-5	
Molybdenum, Dissolved	**70.9**	ug/L	10.0	1	11/22/21 07:00	11/23/21 13:41	7439-98-7	
6020 MET ICPMS	Analytical Method: EPA 6020 Preparation Method: EPA 200.2							
	Pace Analytical Services - Indianapolis							
Antimony	ND	ug/L	1.0	1	11/16/21 07:24	11/21/21 10:59	7440-36-0	
Arsenic	ND	ug/L	1.0	1	11/16/21 07:24	11/21/21 10:59	7440-38-2	
Cobalt	ND	ug/L	1.0	1	11/16/21 07:24	11/21/21 10:59	7440-48-4	
Selenium	**2.6**	ug/L	1.0	1	11/16/21 07:24	11/21/21 10:59	7782-49-2	
2320B Alkalinity	Analytical Method: SM 2320B							
	Pace Analytical Services - Indianapolis							
Alkalinity, Total as CaCO3	**256**	mg/L	2.0	1		11/18/21 18:04		
Alkalinity,Bicarbonate (CaCO3)	**256**	mg/L	2.0	1		11/18/21 18:04		
Alkalinity,Carbonate (CaCO3)	ND	mg/L	2.0	1		11/18/21 18:04		
2540C Total Dissolved Solids	Analytical Method: SM 2540C							
	Pace Analytical Services - Indianapolis							
Total Dissolved Solids	**567**	mg/L	10.0	1		11/17/21 06:54		
4500H+ pH, Electrometric	Analytical Method: SM 4500-H+B							
	Pace Analytical Services - Indianapolis							
pH at 25 Degrees C	**7.4**	Std. Units	0.10	1		11/18/21 09:35		H3

REPORT OF LABORATORY ANALYSIS

This report shall not be reproduced, except in full,
without the written consent of Pace Analytical Services, LLC.

Pace Analytical Services, LLC
7726 Moller Road
Indianapolis, IN 46268
(317)228-3100

ANALYTICAL RESULTS

Project: Eagle Valley P1R1
Pace Project No.: 50302819

Sample: MW-9S **Lab ID: 50302819001** Collected: 11/12/21 11:50 Received: 11/12/21 15:45 Matrix: Water

Parameters	Results	Units	Report Limit	DF	Prepared	Analyzed	CAS No.	Qual
4500S2D Sulfide Water	Analytical Method: SM 4500-S2-D Pace Analytical Services - Indianapolis							
Sulfide	ND	mg/L	0.10	1		11/17/21 15:25	18496-25-8	
353.2 Nitrogen, NO2/NO3 unpres	Analytical Method: EPA 353.2 Pace Analytical Services - Indianapolis							
Nitrogen, Nitrate	**0.73**	mg/L	0.10	1		11/13/21 18:35	14797-55-8	
Nitrogen, Nitrite	ND	mg/L	0.10	1		11/13/21 18:35	14797-65-0	
365.1 Total Phosphorus	Analytical Method: EPA 365.1 Preparation Method: EPA 365.1 Pace Analytical Services - Indianapolis							
Phosphate as P04	ND	mg/L	0.15	1	11/24/21 08:18	11/29/21 10:14		
5310C TOC	Analytical Method: SM 5310C Pace Analytical Services - Indianapolis							
Total Organic Carbon	ND	mg/L	1.0	1		11/29/21 01:25	7440-44-0	
5310C Dissolved Organic Carbon	Analytical Method: SM 5310C Pace Analytical Services - Indianapolis							
Dissolved Organic Carbon	ND	mg/L	1.0	1		11/29/21 22:37		

REPORT OF LABORATORY ANALYSIS

This report shall not be reproduced, except in full,
without the written consent of Pace Analytical Services, LLC.

Pace Analytical Services, LLC
7726 Moller Road
Indianapolis, IN 46268
(317)228-3100

ANALYTICAL RESULTS

Project: Eagle Valley P1R1
Pace Project No.: 50302819

Sample: MW-9I **Lab ID: 50302819002** Collected: 11/12/21 11:00 Received: 11/12/21 15:45 Matrix: Water

Parameters	Results	Units	Report Limit	DF	Prepared	Analyzed	CAS No.	Qual
9056 IC Anions	Analytical Method: EPA 9056							
	Pace Analytical Services - Indianapolis							
Chloride	**160**	mg/L	25.0	100		11/16/21 13:08	16887-00-6	
Fluoride	**0.32**	mg/L	0.10	1		11/16/21 12:49	16984-48-8	
Sulfate	**313**	mg/L	25.0	100		11/16/21 13:08	14808-79-8	
6010 MET ICP	Analytical Method: EPA 6010 Preparation Method: EPA 3010							
	Pace Analytical Services - Indianapolis							
Aluminum	ND	ug/L	200	1	11/23/21 06:52	11/24/21 14:36	7429-90-5	
Barium	**78.1**	ug/L	10.0	1	11/23/21 06:52	11/24/21 14:36	7440-39-3	
Boron	**779**	ug/L	100	1	11/23/21 06:52	11/24/21 14:36	7440-42-8	
Calcium	**119000**	ug/L	1000	1	11/23/21 06:52	11/24/21 14:36	7440-70-2	
Iron	ND	ug/L	100	1	11/23/21 06:52	11/24/21 14:36	7439-89-6	
Lithium	ND	ug/L	20.0	1	11/23/21 06:52	11/24/21 14:36	7439-93-2	
Magnesium	**36500**	ug/L	1000	1	11/23/21 06:52	11/24/21 14:36	7439-95-4	
Manganese	**400**	ug/L	10.0	1	11/23/21 06:52	11/24/21 14:36	7439-96-5	
Molybdenum	**11.6**	ug/L	10.0	1	11/23/21 06:52	11/24/21 14:36	7439-98-7	
Potassium	**7110**	ug/L	1000	1	11/23/21 06:52	11/24/21 14:36	7440-09-7	
Silica	**10300**	ug/L	450	1	11/29/21 09:14	11/29/21 22:19	7631-86-9	N2
Sodium	**139000**	ug/L	1000	1	11/23/21 06:52	11/24/21 14:36	7440-23-5	
6010 MET ICP, Dissolved	Analytical Method: EPA 6010 Preparation Method: EPA 3010							
	Pace Analytical Services - Indianapolis							
Manganese, Dissolved	**375**	ug/L	10.0	1	11/22/21 07:00	11/23/21 13:47	7439-96-5	
Molybdenum, Dissolved	**11.8**	ug/L	10.0	1	11/22/21 07:00	11/23/21 13:47	7439-98-7	
6020 MET ICPMS	Analytical Method: EPA 6020 Preparation Method: EPA 200.2							
	Pace Analytical Services - Indianapolis							
Antimony	ND	ug/L	1.0	1	11/16/21 07:24	11/21/21 11:03	7440-36-0	
Arsenic	ND	ug/L	1.0	1	11/16/21 07:24	11/21/21 11:03	7440-38-2	
Cobalt	**1.2**	ug/L	1.0	1	11/16/21 07:24	11/21/21 11:03	7440-48-4	
Selenium	ND	ug/L	1.0	1	11/16/21 07:24	11/21/21 11:03	7782-49-2	
2320B Alkalinity	Analytical Method: SM 2320B							
	Pace Analytical Services - Indianapolis							
Alkalinity, Total as CaCO3	**184**	mg/L	2.0	1		11/18/21 18:04		
Alkalinity,Bicarbonate (CaCO3)	**184**	mg/L	2.0	1		11/18/21 18:04		
Alkalinity,Carbonate (CaCO3)	ND	mg/L	2.0	1		11/18/21 18:04		
2540C Total Dissolved Solids	Analytical Method: SM 2540C							
	Pace Analytical Services - Indianapolis							
Total Dissolved Solids	**858**	mg/L	20.0	1		11/17/21 06:54		
4500H+ pH, Electrometric	Analytical Method: SM 4500-H+B							
	Pace Analytical Services - Indianapolis							
pH at 25 Degrees C	**7.4**	Std. Units	0.10	1		11/18/21 09:35		H3

REPORT OF LABORATORY ANALYSIS

This report shall not be reproduced, except in full,
without the written consent of Pace Analytical Services, LLC.

Pace Analytical Services, LLC
7726 Moller Road
Indianapolis, IN 46268
(317)228-3100

ANALYTICAL RESULTS

Project: Eagle Valley P1R1
Pace Project No.: 50302819

Sample: MW-9I **Lab ID: 50302819002** Collected: 11/12/21 11:00 Received: 11/12/21 15:45 Matrix: Water

Parameters	Results	Units	Report Limit	DF	Prepared	Analyzed	CAS No.	Qual
4500S2D Sulfide Water	Analytical Method: SM 4500-S2-D Pace Analytical Services - Indianapolis							
Sulfide	ND	mg/L	0.10	1		11/17/21 15:25	18496-25-8	
353.2 Nitrogen, NO2/NO3 unpres	Analytical Method: EPA 353.2 Pace Analytical Services - Indianapolis							
Nitrogen, Nitrate	ND	mg/L	0.10	1		11/13/21 18:30	14797-55-8	
Nitrogen, Nitrite	ND	mg/L	0.10	1		11/13/21 18:30	14797-65-0	
365.1 Total Phosphorus	Analytical Method: EPA 365.1 Preparation Method: EPA 365.1 Pace Analytical Services - Indianapolis							
Phosphate as P04	ND	mg/L	0.15	1	11/24/21 08:18	11/29/21 10:14		
5310C TOC	Analytical Method: SM 5310C Pace Analytical Services - Indianapolis							
Total Organic Carbon	**1.5**	mg/L	1.0	1		11/29/21 01:45	7440-44-0	
5310C Dissolved Organic Carbon	Analytical Method: SM 5310C Pace Analytical Services - Indianapolis							
Dissolved Organic Carbon	**2.1**	mg/L	1.0	1		11/29/21 22:48		

REPORT OF LABORATORY ANALYSIS

This report shall not be reproduced, except in full,
without the written consent of Pace Analytical Services, LLC.

Pace Analytical Services, LLC
7726 Moller Road
Indianapolis, IN 46268
(317)228-3100

ANALYTICAL RESULTS

Project: Eagle Valley P1R1
Pace Project No.: 50302819

Sample: MW-9D **Lab ID: 50302819003** Collected: 11/12/21 10:05 Received: 11/12/21 15:45 Matrix: Water

Parameters	Results	Units	Report Limit	DF	Prepared	Analyzed	CAS No.	Qual
9056 IC Anions	Analytical Method: EPA 9056							
	Pace Analytical Services - Indianapolis							
Chloride	**40.3**	mg/L	2.5	10		11/16/21 13:47	16887-00-6	
Fluoride	ND	mg/L	0.10	1		11/16/21 13:27	16984-48-8	
Sulfate	**34.5**	mg/L	2.5	10		11/16/21 13:47	14808-79-8	
6010 MET ICP	Analytical Method: EPA 6010 Preparation Method: EPA 3010							
	Pace Analytical Services - Indianapolis							
Aluminum	ND	ug/L	200	1	11/23/21 06:52	11/24/21 14:41	7429-90-5	
Barium	**112**	ug/L	10.0	1	11/23/21 06:52	11/24/21 14:41	7440-39-3	
Boron	ND	ug/L	100	1	11/23/21 06:52	11/24/21 14:41	7440-42-8	
Calcium	**102000**	ug/L	1000	1	11/23/21 06:52	11/24/21 14:41	7440-70-2	
Iron	**249**	ug/L	100	1	11/23/21 06:52	11/24/21 14:41	7439-89-6	
Lithium	ND	ug/L	20.0	1	11/23/21 06:52	11/24/21 14:41	7439-93-2	
Magnesium	**26200**	ug/L	1000	1	11/23/21 06:52	11/24/21 14:41	7439-95-4	
Manganese	**238**	ug/L	10.0	1	11/23/21 06:52	11/24/21 14:41	7439-96-5	
Molybdenum	ND	ug/L	10.0	1	11/23/21 06:52	11/24/21 14:41	7439-98-7	
Potassium	**2650**	ug/L	1000	1	11/23/21 06:52	11/24/21 14:41	7440-09-7	
Silica	**14300**	ug/L	450	1	11/29/21 09:14	11/29/21 22:21	7631-86-9	N2
Sodium	**26800**	ug/L	1000	1	11/23/21 06:52	11/24/21 14:41	7440-23-5	
6010 MET ICP, Dissolved	Analytical Method: EPA 6010 Preparation Method: EPA 3010							
	Pace Analytical Services - Indianapolis							
Manganese, Dissolved	**224**	ug/L	10.0	1	11/22/21 07:00	11/23/21 13:49	7439-96-5	
Molybdenum, Dissolved	ND	ug/L	10.0	1	11/22/21 07:00	11/23/21 13:49	7439-98-7	
6020 MET ICPMS	Analytical Method: EPA 6020 Preparation Method: EPA 200.2							
	Pace Analytical Services - Indianapolis							
Antimony	ND	ug/L	1.0	1	11/16/21 07:24	11/21/21 11:07	7440-36-0	
Arsenic	ND	ug/L	1.0	1	11/16/21 07:24	11/21/21 11:07	7440-38-2	
Cobalt	ND	ug/L	1.0	1	11/16/21 07:24	11/21/21 11:07	7440-48-4	
Selenium	ND	ug/L	1.0	1	11/16/21 07:24	11/21/21 11:07	7782-49-2	
2320B Alkalinity	Analytical Method: SM 2320B							
	Pace Analytical Services - Indianapolis							
Alkalinity, Total as CaCO3	**328**	mg/L	2.0	1		11/18/21 18:04		
Alkalinity,Bicarbonate (CaCO3)	**328**	mg/L	2.0	1		11/18/21 18:04		
Alkalinity,Carbonate (CaCO3)	ND	mg/L	2.0	1		11/18/21 18:04		
2540C Total Dissolved Solids	Analytical Method: SM 2540C							
	Pace Analytical Services - Indianapolis							
Total Dissolved Solids	**420**	mg/L	10.0	1		11/17/21 06:54		
4500H+ pH, Electrometric	Analytical Method: SM 4500-H+B							
	Pace Analytical Services - Indianapolis							
pH at 25 Degrees C	**7.4**	Std. Units	0.10	1		11/18/21 09:34		H3

REPORT OF LABORATORY ANALYSIS

This report shall not be reproduced, except in full,
without the written consent of Pace Analytical Services, LLC.

Pace Analytical Services, LLC
7726 Moller Road
Indianapolis, IN 46268
(317)228-3100

ANALYTICAL RESULTS

Project: Eagle Valley P1R1
Pace Project No.: 50302819

Sample: MW-9D **Lab ID: 50302819003** Collected: 11/12/21 10:05 Received: 11/12/21 15:45 Matrix: Water

Parameters	Results	Units	Report Limit	DF	Prepared	Analyzed	CAS No.	Qual
4500S2D Sulfide Water	Analytical Method: SM 4500-S2-D Pace Analytical Services - Indianapolis							
Sulfide	ND	mg/L	0.10	1		11/17/21 15:25	18496-25-8	
353.2 Nitrogen, NO2/NO3 unpres	Analytical Method: EPA 353.2 Pace Analytical Services - Indianapolis							
Nitrogen, Nitrate	ND	mg/L	0.10	1		11/13/21 18:24	14797-55-8	
Nitrogen, Nitrite	ND	mg/L	0.10	1		11/13/21 18:24	14797-65-0	
365.1 Total Phosphorus	Analytical Method: EPA 365.1 Preparation Method: EPA 365.1 Pace Analytical Services - Indianapolis							
Phosphate as P04	ND	mg/L	0.15	1	11/24/21 08:18	11/29/21 10:15		
5310C TOC	Analytical Method: SM 5310C Pace Analytical Services - Indianapolis							
Total Organic Carbon	ND	mg/L	1.0	1		11/29/21 02:10	7440-44-0	
5310C Dissolved Organic Carbon	Analytical Method: SM 5310C Pace Analytical Services - Indianapolis							
Dissolved Organic Carbon	**1.8**	mg/L	1.0	1		11/29/21 22:59		

This report shall not be reproduced, except in full,
without the written consent of Pace Analytical Services, LLC.

Pace Analytical Services, LLC
7726 Moller Road
Indianapolis, IN 46268
(317)228-3100

ANALYTICAL RESULTS

Project: Eagle Valley P1R1
Pace Project No.: 50302819

Sample: MW-10S **Lab ID: 50302819004** Collected: 11/12/21 10:05 Received: 11/12/21 15:45 Matrix: Water

Parameters	Results	Units	Report Limit	DF	Prepared	Analyzed	CAS No.	Qual
9056 IC Anions	Analytical Method: EPA 9056							
	Pace Analytical Services - Indianapolis							
Chloride	**126**	mg/L	25.0	100		11/16/21 14:29	16887-00-6	
Fluoride	**0.20**	mg/L	0.10	1		11/16/21 14:06	16984-48-8	
Sulfate	**443**	mg/L	25.0	100		11/16/21 14:29	14808-79-8	
6010 MET ICP	Analytical Method: EPA 6010 Preparation Method: EPA 3010							
	Pace Analytical Services - Indianapolis							
Aluminum	ND	ug/L	200	1	11/23/21 06:52	11/24/21 14:43	7429-90-5	
Barium	**83.6**	ug/L	10.0	1	11/23/21 06:52	11/24/21 14:43	7440-39-3	
Boron	**5770**	ug/L	100	1	11/23/21 06:52	11/24/21 14:43	7440-42-8	
Calcium	**197000**	ug/L	1000	1	11/23/21 06:52	11/24/21 14:43	7440-70-2	
Iron	ND	ug/L	100	1	11/23/21 06:52	11/24/21 14:43	7439-89-6	
Lithium	**93.0**	ug/L	20.0	1	11/23/21 06:52	11/24/21 14:43	7439-93-2	
Magnesium	**42100**	ug/L	1000	1	11/23/21 06:52	11/24/21 14:43	7439-95-4	
Manganese	**17.4**	ug/L	10.0	1	11/23/21 06:52	11/24/21 14:43	7439-96-5	
Molybdenum	**77.6**	ug/L	10.0	1	11/23/21 06:52	11/24/21 14:43	7439-98-7	
Potassium	**10900**	ug/L	1000	1	11/23/21 06:52	11/24/21 14:43	7440-09-7	
Silica	**12900**	ug/L	450	1	11/29/21 09:14	11/29/21 22:23	7631-86-9	N2
Sodium	**129000**	ug/L	1000	1	11/23/21 06:52	11/24/21 14:43	7440-23-5	
6010 MET ICP, Dissolved	Analytical Method: EPA 6010 Preparation Method: EPA 3010							
	Pace Analytical Services - Indianapolis							
Manganese, Dissolved	**13.8**	ug/L	10.0	1	11/22/21 07:00	11/23/21 13:51	7439-96-5	
Molybdenum, Dissolved	**75.5**	ug/L	10.0	1	11/22/21 07:00	11/23/21 13:51	7439-98-7	
6020 MET ICPMS	Analytical Method: EPA 6020 Preparation Method: EPA 200.2							
	Pace Analytical Services - Indianapolis							
Antimony	**1.8**	ug/L	1.0	1	11/16/21 07:24	11/21/21 11:12	7440-36-0	
Arsenic	ND	ug/L	1.0	1	11/16/21 07:24	11/21/21 11:12	7440-38-2	
Cobalt	ND	ug/L	1.0	1	11/16/21 07:24	11/21/21 11:12	7440-48-4	
Selenium	**1.8**	ug/L	1.0	1	11/16/21 07:24	11/21/21 11:12	7782-49-2	
2320B Alkalinity	Analytical Method: SM 2320B							
	Pace Analytical Services - Indianapolis							
Alkalinity, Total as CaCO3	**296**	mg/L	2.0	1		11/19/21 10:15		
Alkalinity,Bicarbonate (CaCO3)	**296**	mg/L	2.0	1		11/19/21 10:15		
Alkalinity,Carbonate (CaCO3)	ND	mg/L	2.0	1		11/19/21 10:15		
2540C Total Dissolved Solids	Analytical Method: SM 2540C							
	Pace Analytical Services - Indianapolis							
Total Dissolved Solids	**1140**	mg/L	20.0	1		11/17/21 06:55		
4500H+ pH, Electrometric	Analytical Method: SM 4500-H+B							
	Pace Analytical Services - Indianapolis							
pH at 25 Degrees C	**7.2**	Std. Units	0.10	1		11/18/21 09:34		H3

REPORT OF LABORATORY ANALYSIS

This report shall not be reproduced, except in full,
without the written consent of Pace Analytical Services, LLC.

Pace Analytical Services, LLC
7726 Moller Road
Indianapolis, IN 46268
(317)228-3100

ANALYTICAL RESULTS

Project: Eagle Valley P1R1
Pace Project No.: 50302819

Sample: MW-10S **Lab ID: 50302819004** Collected: 11/12/21 10:05 Received: 11/12/21 15:45 Matrix: Water

Parameters	Results	Units	Report Limit	DF	Prepared	Analyzed	CAS No.	Qual
4500S2D Sulfide Water	Analytical Method: SM 4500-S2-D Pace Analytical Services - Indianapolis							
Sulfide	ND	mg/L	0.10	1		11/17/21 15:25	18496-25-8	
353.2 Nitrogen, NO2/NO3 unpres	Analytical Method: EPA 353.2 Pace Analytical Services - Indianapolis							
Nitrogen, Nitrate	**0.19**	mg/L	0.10	1		11/13/21 18:26	14797-55-8	
Nitrogen, Nitrite	ND	mg/L	0.10	1		11/13/21 18:26	14797-65-0	
365.1 Total Phosphorus	Analytical Method: EPA 365.1 Preparation Method: EPA 365.1 Pace Analytical Services - Indianapolis							
Phosphate as P04	ND	mg/L	0.15	1	11/24/21 08:18	11/29/21 10:16		
5310C TOC	Analytical Method: SM 5310C Pace Analytical Services - Indianapolis							
Total Organic Carbon	**1.0**	mg/L	1.0	1		11/29/21 02:30	7440-44-0	
5310C Dissolved Organic Carbon	Analytical Method: SM 5310C Pace Analytical Services - Indianapolis							
Dissolved Organic Carbon	**1.4**	mg/L	1.0	1		11/29/21 23:10		

REPORT OF LABORATORY ANALYSIS

This report shall not be reproduced, except in full,
without the written consent of Pace Analytical Services, LLC.

Pace Analytical Services, LLC
7726 Moller Road
Indianapolis, IN 46268
(317)228-3100

QUALITY CONTROL DATA

Project: Eagle Valley P1R1
Pace Project No.: 50302819

QC Batch: 650382
QC Batch Method: EPA 9056
Analysis Method: EPA 9056
Analysis Description: 9056 IC Anions
Laboratory: Pace Analytical Services - Indianapolis
Associated Lab Samples: 50302819001, 50302819002, 50302819003, 50302819004

METHOD BLANK: 2997827 Matrix: Water
Associated Lab Samples: 50302819001, 50302819002, 50302819003, 50302819004

Parameter	Units	Blank Result	Reporting Limit	Analyzed	Qualifiers
Chloride	mg/L	ND	0.25	11/15/21 23:47	
Fluoride	mg/L	ND	0.10	11/15/21 23:47	
Sulfate	mg/L	ND	0.25	11/15/21 23:47	

LABORATORY CONTROL SAMPLE: 2997828

Parameter	Units	Spike Conc.	LCS Result	LCS % Rec	% Rec Limits	Qualifiers
Chloride	mg/L	1.2	1.1	89	80-120	
Fluoride	mg/L	0.5	0.47	93	80-120	
Sulfate	mg/L	2.5	2.4	96	80-120	

MATRIX SPIKE & MATRIX SPIKE DUPLICATE: 2997829 2997830

Parameter	Units	50302816001 Result	MS Spike Conc.	MSD Spike Conc.	MS Result	MSD Result	MS % Rec	MSD % Rec	% Rec Limits	RPD	Max RPD	Qual
Chloride	mg/L	11.7	12.5	12.5	22.9	22.9	90	90	80-120	0	15	
Fluoride	mg/L	0.25	0.5	0.5	0.68	0.68	86	86	80-120	0	15	
Sulfate	mg/L	30.1	25	25	53.8	53.7	95	94	80-120	0	15	

Results presented on this page are in the units indicated by the "Units" column except where an alternate unit is presented to the right of the result.

REPORT OF LABORATORY ANALYSIS

This report shall not be reproduced, except in full,
without the written consent of Pace Analytical Services, LLC.

Pace Analytical Services, LLC
7726 Moller Road
Indianapolis, IN 46268
(317)228-3100

QUALITY CONTROL DATA

Project: Eagle Valley P1R1
Pace Project No.: 50302819

QC Batch: 651265
QC Batch Method: EPA 3010
Analysis Method: EPA 6010
Analysis Description: 6010 MET
Laboratory: Pace Analytical Services - Indianapolis
Associated Lab Samples: 50302819001, 50302819002, 50302819003, 50302819004

METHOD BLANK: 3001570 Matrix: Water
Associated Lab Samples: 50302819001, 50302819002, 50302819003, 50302819004

Parameter	Units	Blank Result	Reporting Limit	Analyzed	Qualifiers
Aluminum	ug/L	ND	200	11/24/21 13:59	
Barium	ug/L	ND	10.0	11/24/21 13:59	
Boron	ug/L	ND	100	11/24/21 13:59	
Calcium	ug/L	ND	1000	11/24/21 13:59	
Iron	ug/L	ND	100	11/24/21 13:59	
Lithium	ug/L	ND	20.0	11/24/21 13:59	
Magnesium	ug/L	ND	1000	11/24/21 13:59	
Manganese	ug/L	ND	10.0	11/24/21 13:59	
Molybdenum	ug/L	ND	10.0	11/24/21 13:59	
Potassium	ug/L	ND	1000	11/24/21 13:59	
Sodium	ug/L	ND	1000	11/24/21 13:59	

LABORATORY CONTROL SAMPLE: 3001571

Parameter	Units	Spike Conc.	LCS Result	LCS % Rec	% Rec Limits	Qualifiers
Aluminum	ug/L	5000	5000	100	80-120	
Barium	ug/L	1000	936	94	80-120	
Boron	ug/L	1000	990	99	80-120	
Calcium	ug/L	5000	5030	101	80-120	
Iron	ug/L	2500	2500	100	80-120	
Lithium	ug/L	1000	986	99	80-120	
Magnesium	ug/L	5000	4930	99	80-120	
Manganese	ug/L	1000	970	97	80-120	
Molybdenum	ug/L	1000	971	97	80-120	
Potassium	ug/L	5000	5140	103	80-120	
Sodium	ug/L	5000	4980	100	80-120	

MATRIX SPIKE & MATRIX SPIKE DUPLICATE: 3001572 3001573

Parameter	Units	50302815010 Result	MS Spike Conc.	MSD Spike Conc.	MS Result	MSD Result	MS % Rec	MSD % Rec	% Rec Limits	RPD	Max RPD	Qual
Aluminum	ug/L	161000	12500	12500	166000	154000	46	-55	75-125	8	20	P6
Barium	ug/L	1340	2500	2500	3480	3410	86	83	75-125	2	20	
Boron	ug/L	505	2500	2500	2860	2950	94	98	75-125	3	20	
Calcium	ug/L	3140000	12500	12500	2380000	2390000	-6010	-5930	75-125	0	20	E,P6
Iron	ug/L	518000	6250	6250	410000	401000	-1740	-1880	75-125	2	20	P6
Lithium	ug/L	299	2500	2500	2910	2840	104	102	75-125	2	20	

Results presented on this page are in the units indicated by the "Units" column except where an alternate unit is presented to the right of the result.

REPORT OF LABORATORY ANALYSIS

This report shall not be reproduced, except in full,
without the written consent of Pace Analytical Services, LLC.

Pace Analytical Services, LLC
7726 Moller Road
Indianapolis, IN 46268
(317)228-3100

QUALITY CONTROL DATA

Project: Eagle Valley P1R1
Pace Project No.: 50302819

MATRIX SPIKE & MATRIX SPIKE DUPLICATE: 3001572 3001573

Parameter	Units	50302815010 Result	MS Spike Conc.	MSD Spike Conc.	MS Result	MSD Result	MS % Rec	MSD % Rec	% Rec Limits	RPD	Max RPD	Qual
Magnesium	ug/L	1120000	12500	12500	865000	843000	-2080	-2260	75-125	3	20	P6
Manganese	ug/L	13800	2500	2500	13700	13700	-4	-5	75-125	0	20	P6
Molybdenum	ug/L	204	2500	2500	2430	2430	89	89	75-125	0	20	
Potassium	ug/L	48000	12500	12500	59600	55000	93	56	75-125	8	20	M3
Sodium	ug/L	65500	12500	12500	73500	73200	64	62	75-125	0	20	M3

Results presented on this page are in the units indicated by the "Units" column except where an alternate unit is presented to the right of the result.

REPORT OF LABORATORY ANALYSIS

This report shall not be reproduced, except in full,
without the written consent of Pace Analytical Services, LLC.

Pace Analytical Services, LLC
7726 Moller Road
Indianapolis, IN 46268
(317)228-3100

QUALITY CONTROL DATA

Project: Eagle Valley P1R1
Pace Project No.: 50302819

QC Batch: 652635
QC Batch Method: EPA 3010
Analysis Method: EPA 6010
Analysis Description: 6010 MET
Laboratory: Pace Analytical Services - Indianapolis
Associated Lab Samples: 50302819001, 50302819002, 50302819003, 50302819004

METHOD BLANK: 3007644 Matrix: Water
Associated Lab Samples: 50302819001, 50302819002, 50302819003, 50302819004

Parameter	Units	Blank Result	Reporting Limit	Analyzed	Qualifiers
Silica	ug/L	ND	450	11/29/21 21:56	N2

LABORATORY CONTROL SAMPLE: 3007645

Parameter	Units	Spike Conc.	LCS Result	LCS % Rec	% Rec Limits	Qualifiers
Silica	ug/L	5350	5840	109	80-120	N2

MATRIX SPIKE & MATRIX SPIKE DUPLICATE: 3007646 3007647

Parameter	Units	50302819001 Result	MS Spike Conc.	MSD Spike Conc.	MS Result	MSD Result	MS % Rec	MSD % Rec	% Rec Limits	RPD	Max RPD	Qual
Silica	ug/L	18300	5350	5350	25400	26200	133	147	75-125	3	20	N2

Results presented on this page are in the units indicated by the "Units" column except where an alternate unit is presented to the right of the result.

REPORT OF LABORATORY ANALYSIS

This report shall not be reproduced, except in full,
without the written consent of Pace Analytical Services, LLC.

Pace Analytical Services, LLC
7726 Moller Road
Indianapolis, IN 46268
(317)228-3100

QUALITY CONTROL DATA

Project: Eagle Valley P1R1
Pace Project No.: 50302819

QC Batch: 651607
QC Batch Method: EPA 3010
Analysis Method: EPA 6010
Analysis Description: 6010 MET Dissolved
Laboratory: Pace Analytical Services - Indianapolis
Associated Lab Samples: 50302819001, 50302819002, 50302819003, 50302819004

METHOD BLANK: 3003474 Matrix: Water
Associated Lab Samples: 50302819001, 50302819002, 50302819003, 50302819004

Parameter	Units	Blank Result	Reporting Limit	Analyzed	Qualifiers
Manganese, Dissolved	ug/L	ND	10.0	11/23/21 13:00	
Molybdenum, Dissolved	ug/L	ND	10.0	11/23/21 13:00	

LABORATORY CONTROL SAMPLE: 3003475

Parameter	Units	Spike Conc.	LCS Result	LCS % Rec	% Rec Limits	Qualifiers
Manganese, Dissolved	ug/L	1000	990	99	80-120	
Molybdenum, Dissolved	ug/L	1000	975	98	80-120	

MATRIX SPIKE & MATRIX SPIKE DUPLICATE: 3003476 3003477

Parameter	Units	50301772001 Result	MS Spike Conc.	MSD Spike Conc.	MS Result	MSD Result	MS % Rec	MSD % Rec	% Rec Limits	RPD	Max RPD	Qual
Manganese, Dissolved	ug/L	1.8 mg/L	1000	1000	2770	2730	98	94	75-125	1	20	
Molybdenum, Dissolved	ug/L	0.022 mg/L	1000	1000	1000	1000	98	98	75-125	0	20	

Results presented on this page are in the units indicated by the "Units" column except where an alternate unit is presented to the right of the result.

REPORT OF LABORATORY ANALYSIS

This report shall not be reproduced, except in full,
without the written consent of Pace Analytical Services, LLC.

Pace Analytical Services, LLC
7726 Moller Road
Indianapolis, IN 46268
(317)228-3100

QUALITY CONTROL DATA

Project: Eagle Valley P1R1
Pace Project No.: 50302819

QC Batch: 650599
QC Batch Method: EPA 200.2
Analysis Method: EPA 6020
Analysis Description: 6020 MET
Laboratory: Pace Analytical Services - Indianapolis
Associated Lab Samples: 50302819001, 50302819002, 50302819003, 50302819004

METHOD BLANK: 2998560 Matrix: Water
Associated Lab Samples: 50302819001, 50302819002, 50302819003, 50302819004

Parameter	Units	Blank Result	Reporting Limit	Analyzed	Qualifiers
Antimony	ug/L	ND	1.0	11/19/21 15:02	
Arsenic	ug/L	ND	1.0	11/19/21 15:02	
Cobalt	ug/L	ND	1.0	11/19/21 15:02	
Selenium	ug/L	ND	1.0	11/19/21 15:02	

LABORATORY CONTROL SAMPLE: 2998561

Parameter	Units	Spike Conc.	LCS Result	LCS % Rec	% Rec Limits	Qualifiers
Antimony	ug/L	40	36.9	92	80-120	
Arsenic	ug/L	40	33.0	83	80-120	
Cobalt	ug/L	40	35.4	88	80-120	
Selenium	ug/L	40	33.7	84	80-120	

MATRIX SPIKE & MATRIX SPIKE DUPLICATE: 2998562 2998563

Parameter	Units	50302756021 Result	MS Spike Conc.	MSD Spike Conc.	MS Result	MSD Result	MS % Rec	MSD % Rec	% Rec Limits	RPD	Max RPD	Qual
Antimony	ug/L	ND	40	40	36.7	35.9	91	89	75-125	2	20	
Arsenic	ug/L	ND	40	40	34.5	33.9	85	83	75-125	2	20	
Cobalt	ug/L	ND	40	40	32.6	31.4	80	77	75-125	4	20	
Selenium	ug/L	ND	40	40	12.8	12.4	31	30	75-125	3	20	M3

Results presented on this page are in the units indicated by the "Units" column except where an alternate unit is presented to the right of the result.

REPORT OF LABORATORY ANALYSIS

This report shall not be reproduced, except in full,
without the written consent of Pace Analytical Services, LLC.

Pace Analytical Services, LLC
7726 Moller Road
Indianapolis, IN 46268
(317)228-3100

QUALITY CONTROL DATA

Project: Eagle Valley P1R1
Pace Project No.: 50302819

QC Batch: 651315 | Analysis Method: SM 2320B
QC Batch Method: SM 2320B | Analysis Description: 2320B Alkalinity
Laboratory: Pace Analytical Services - Indianapolis
Associated Lab Samples: 50302819001, 50302819002, 50302819003

METHOD BLANK: 3001816 Matrix: Water
Associated Lab Samples: 50302819001, 50302819002, 50302819003

Parameter	Units	Blank Result	Reporting Limit	Analyzed	Qualifiers
Alkalinity, Total as CaCO3	mg/L	ND	2.0	11/18/21 18:04	
Alkalinity,Bicarbonate (CaCO3)	mg/L	ND	2.0	11/18/21 18:04	
Alkalinity,Carbonate (CaCO3)	mg/L	ND	2.0	11/18/21 18:04	

LABORATORY CONTROL SAMPLE: 3001817

Parameter	Units	Spike Conc.	LCS Result	LCS % Rec	% Rec Limits	Qualifiers
Alkalinity, Total as CaCO3	mg/L	50	45.7	91	90-110	

SAMPLE DUPLICATE: 3001818

Parameter	Units	50302755001 Result	Dup Result	RPD	Max RPD	Qualifiers
Alkalinity, Total as CaCO3	mg/L	52.7	53.0	1	20	
Alkalinity,Bicarbonate (CaCO3)	mg/L	52.7	53.0	1	20	
Alkalinity,Carbonate (CaCO3)	mg/L	<2.0	ND		20	

SAMPLE DUPLICATE: 3001819

Parameter	Units	50302816001 Result	Dup Result	RPD	Max RPD	Qualifiers
Alkalinity, Total as CaCO3	mg/L	316	326	3	20	
Alkalinity,Bicarbonate (CaCO3)	mg/L	316	326	3	20	
Alkalinity,Carbonate (CaCO3)	mg/L	ND	ND		20	

Results presented on this page are in the units indicated by the "Units" column except where an alternate unit is presented to the right of the result.

REPORT OF LABORATORY ANALYSIS

This report shall not be reproduced, except in full,
without the written consent of Pace Analytical Services, LLC.

Pace Analytical Services, LLC
7726 Moller Road
Indianapolis, IN 46268
(317)228-3100

QUALITY CONTROL DATA

Project: Eagle Valley P1R1
Pace Project No.: 50302819

QC Batch: 651335
QC Batch Method: SM 2320B
Analysis Method: SM 2320B
Analysis Description: 2320B Alkalinity
Laboratory: Pace Analytical Services - Indianapolis
Associated Lab Samples: 50302819004

METHOD BLANK: 3001987 Matrix: Water
Associated Lab Samples: 50302819004

Parameter	Units	Blank Result	Reporting Limit	Analyzed	Qualifiers
Alkalinity, Total as CaCO3	mg/L	ND	2.0	11/19/21 10:07	
Alkalinity,Bicarbonate (CaCO3)	mg/L	ND	2.0	11/19/21 10:07	
Alkalinity,Carbonate (CaCO3)	mg/L	ND	2.0	11/19/21 10:07	

LABORATORY CONTROL SAMPLE: 3001988

Parameter	Units	Spike Conc.	LCS Result	LCS % Rec	% Rec Limits	Qualifiers
Alkalinity, Total as CaCO3	mg/L	50	49.6	99	90-110	

SAMPLE DUPLICATE: 3001989

Parameter	Units	50302819004 Result	Dup Result	RPD	Max RPD	Qualifiers
Alkalinity, Total as CaCO3	mg/L	296	303	2	20	
Alkalinity,Bicarbonate (CaCO3)	mg/L	296	303	2	20	
Alkalinity,Carbonate (CaCO3)	mg/L	ND	ND		20	

SAMPLE DUPLICATE: 3001990

Parameter	Units	50302828014 Result	Dup Result	RPD	Max RPD	Qualifiers
Alkalinity, Total as CaCO3	mg/L	536	560	4	20	
Alkalinity,Bicarbonate (CaCO3)	mg/L	536	560	4	20	
Alkalinity,Carbonate (CaCO3)	mg/L	ND	ND		20	

Results presented on this page are in the units indicated by the "Units" column except where an alternate unit is presented to the right of the result.

REPORT OF LABORATORY ANALYSIS

This report shall not be reproduced, except in full,
without the written consent of Pace Analytical Services, LLC.

Pace Analytical Services, LLC
7726 Moller Road
Indianapolis, IN 46268
(317)228-3100

QUALITY CONTROL DATA

Project: Eagle Valley P1R1
Pace Project No.: 50302819

QC Batch: 650807 | Analysis Method: SM 2540C
QC Batch Method: SM 2540C | Analysis Description: 2540C Total Dissolved Solids
Laboratory: Pace Analytical Services - Indianapolis
Associated Lab Samples: 50302819001, 50302819002, 50302819003, 50302819004

METHOD BLANK: 2999474 Matrix: Water
Associated Lab Samples: 50302819001, 50302819002, 50302819003, 50302819004

Parameter	Units	Blank Result	Reporting Limit	Analyzed	Qualifiers
Total Dissolved Solids	mg/L	ND	10.0	11/17/21 06:53	

LABORATORY CONTROL SAMPLE: 2999475

Parameter	Units	Spike Conc.	LCS Result	LCS % Rec	% Rec Limits	Qualifiers
Total Dissolved Solids	mg/L	300	301	100	80-120	

SAMPLE DUPLICATE: 2999476

Parameter	Units	50302819001 Result	Dup Result	RPD	Max RPD	Qualifiers
Total Dissolved Solids	mg/L	567	573	1	10	

SAMPLE DUPLICATE: 2999477

Parameter	Units	50302819002 Result	Dup Result	RPD	Max RPD	Qualifiers
Total Dissolved Solids	mg/L	858	850	1	10	

Results presented on this page are in the units indicated by the "Units" column except where an alternate unit is presented to the right of the result.

REPORT OF LABORATORY ANALYSIS

This report shall not be reproduced, except in full,
without the written consent of Pace Analytical Services, LLC.

Pace Analytical Services, LLC
7726 Moller Road
Indianapolis, IN 46268
(317)228-3100

QUALITY CONTROL DATA

Project: Eagle Valley P1R1
Pace Project No.: 50302819

QC Batch: 651203
QC Batch Method: SM 4500-H+B
Analysis Method: SM 4500-H+B
Analysis Description: 4500H+B pH
Laboratory: Pace Analytical Services - Indianapolis
Associated Lab Samples: 50302819001, 50302819002, 50302819003, 50302819004

SAMPLE DUPLICATE: 3001237

Parameter	Units	50302553001 Result	Dup Result	RPD	Max RPD	Qualifiers
pH at 25 Degrees C	Std. Units	5.0	5.0	1	2	H3

SAMPLE DUPLICATE: 3001238

Parameter	Units	50302629010 Result	Dup Result	RPD	Max RPD	Qualifiers
pH at 25 Degrees C	Std. Units	7.4	7.5	1	2	H3

Results presented on this page are in the units indicated by the "Units" column except where an alternate unit is presented to the right of the result.

REPORT OF LABORATORY ANALYSIS

This report shall not be reproduced, except in full,
without the written consent of Pace Analytical Services, LLC.

Pace Analytical Services, LLC
7726 Moller Road
Indianapolis, IN 46268
(317)228-3100

QUALITY CONTROL DATA

Project: Eagle Valley P1R1
Pace Project No.: 50302819

QC Batch: 650903 | Analysis Method: SM 4500-S2-D
QC Batch Method: SM 4500-S2-D | Analysis Description: 4500S2D Sulfide Water
Laboratory: Pace Analytical Services - Indianapolis
Associated Lab Samples: 50302819001, 50302819002, 50302819003, 50302819004

METHOD BLANK: 2999896 Matrix: Water
Associated Lab Samples: 50302819001, 50302819002, 50302819003, 50302819004

Parameter	Units	Blank Result	Reporting Limit	Analyzed	Qualifiers
Sulfide	mg/L	ND	0.10	11/17/21 15:25	

LABORATORY CONTROL SAMPLE: 2999897

Parameter	Units	Spike Conc.	LCS Result	LCS % Rec	% Rec Limits	Qualifiers
Sulfide	mg/L	0.5	0.50	100	90-110	

MATRIX SPIKE SAMPLE: 2999898

Parameter	Units	50302816001 Result	Spike Conc.	MS Result	MS % Rec	% Rec Limits	Qualifiers
Sulfide	mg/L	ND	0.5	0.61	122	90-110	M0

MATRIX SPIKE & MATRIX SPIKE DUPLICATE: 2999900 2999901

Parameter	Units	50302867003 Result	MS Spike Conc.	MSD Spike Conc.	MS Result	MSD Result	MS % Rec	MSD % Rec	% Rec Limits	RPD	Max RPD	Qual
Sulfide	mg/L	0.61J	0.5	0.5	0.99	1.0	77	78	90-110	1	20	M3

Results presented on this page are in the units indicated by the "Units" column except where an alternate unit is presented to the right of the result.

REPORT OF LABORATORY ANALYSIS

This report shall not be reproduced, except in full,
without the written consent of Pace Analytical Services, LLC.

Pace Analytical Services, LLC
7726 Moller Road
Indianapolis, IN 46268
(317)228-3100

QUALITY CONTROL DATA

Project: Eagle Valley P1R1
Pace Project No.: 50302819

QC Batch: 650305
QC Batch Method: EPA 353.2
Analysis Method: EPA 353.2
Analysis Description: 353.2 Nitrate + Nitrite, Unpres.
Laboratory: Pace Analytical Services - Indianapolis
Associated Lab Samples: 50302819001, 50302819002, 50302819003, 50302819004

METHOD BLANK: 2997512 Matrix: Water
Associated Lab Samples: 50302819001, 50302819002, 50302819003, 50302819004

Parameter	Units	Blank Result	Reporting Limit	Analyzed	Qualifiers
Nitrogen, Nitrate	mg/L	ND	0.10	11/13/21 17:58	
Nitrogen, Nitrite	mg/L	ND	0.10	11/13/21 17:58	

LABORATORY CONTROL SAMPLE: 2997513

Parameter	Units	Spike Conc.	LCS Result	LCS % Rec	% Rec Limits	Qualifiers
Nitrogen, Nitrate	mg/L	1	0.98	98	90-110	
Nitrogen, Nitrite	mg/L	1	1.1	108	90-110	

MATRIX SPIKE & MATRIX SPIKE DUPLICATE: 2997514 2997515

Parameter	Units	50302816001 Result	MS Spike Conc.	MSD Spike Conc.	MS Result	MSD Result	MS % Rec	MSD % Rec	% Rec Limits	RPD	Max RPD	Qual
Nitrogen, Nitrate	mg/L	1.0	1	1	2.0	2.0	104	103	90-110	0	20	
Nitrogen, Nitrite	mg/L	ND	1	1	1.1	1.1	111	111	90-110	0	20	M3

MATRIX SPIKE SAMPLE: 2997516

Parameter	Units	50302819002 Result	Spike Conc.	MS Result	MS % Rec	% Rec Limits	Qualifiers
Nitrogen, Nitrate	mg/L	ND	1	1.0	99	90-110	
Nitrogen, Nitrite	mg/L	ND	1	1.1	111	90-110	M0

Results presented on this page are in the units indicated by the "Units" column except where an alternate unit is presented to the right of the result.

REPORT OF LABORATORY ANALYSIS

This report shall not be reproduced, except in full,
without the written consent of Pace Analytical Services, LLC.

Pace Analytical Services, LLC
7726 Moller Road
Indianapolis, IN 46268
(317)228-3100

QUALITY CONTROL DATA

Project: Eagle Valley P1R1
Pace Project No.: 50302819

QC Batch: 652334 | Analysis Method: EPA 365.1
QC Batch Method: EPA 365.1 | Analysis Description: 365.1 Total Phosphorus
Laboratory: Pace Analytical Services - Indianapolis
Associated Lab Samples: 50302819001, 50302819002, 50302819003, 50302819004

METHOD BLANK: 3006326 Matrix: Water
Associated Lab Samples: 50302819001, 50302819002, 50302819003, 50302819004

Parameter	Units	Blank Result	Reporting Limit	Analyzed	Qualifiers
Phosphate as P04	mg/L	ND	0.15	11/29/21 10:02	

LABORATORY CONTROL SAMPLE: 3006327

Parameter	Units	Spike Conc.	LCS Result	LCS % Rec	% Rec Limits	Qualifiers
Phosphate as P04	mg/L		1.5			

MATRIX SPIKE & MATRIX SPIKE DUPLICATE: 3006328 3006329

Parameter	Units	50302816001 Result	MS Spike Conc.	MSD Spike Conc.	MS Result	MSD Result	MS % Rec	MSD % Rec	% Rec Limits	RPD	Max RPD	Qual
Phosphate as P04	mg/L	ND			1.5	1.6				2		

MATRIX SPIKE SAMPLE: 3006330

Parameter	Units	50302825002 Result	Spike Conc.	MS Result	MS % Rec	% Rec Limits	Qualifiers
Phosphate as P04	mg/L	ND		1.6			

Results presented on this page are in the units indicated by the "Units" column except where an alternate unit is presented to the right of the result.

REPORT OF LABORATORY ANALYSIS

This report shall not be reproduced, except in full,
without the written consent of Pace Analytical Services, LLC.

Pace Analytical Services, LLC
7726 Moller Road
Indianapolis, IN 46268
(317)228-3100

QUALITY CONTROL DATA

Project: Eagle Valley P1R1
Pace Project No.: 50302819

QC Batch: 652606 | Analysis Method: SM 5310C
QC Batch Method: SM 5310C | Analysis Description: 5310C Total Organic Carbon
Laboratory: Pace Analytical Services - Indianapolis
Associated Lab Samples: 50302819001, 50302819002, 50302819003, 50302819004

METHOD BLANK: 3007571 Matrix: Water
Associated Lab Samples: 50302819001, 50302819002, 50302819003, 50302819004

Parameter	Units	Blank Result	Reporting Limit	Analyzed	Qualifiers
Total Organic Carbon	mg/L	ND	1.0	11/29/21 00:47	

LABORATORY CONTROL SAMPLE: 3007572

Parameter	Units	Spike Conc.	LCS Result	LCS % Rec	% Rec Limits	Qualifiers
Total Organic Carbon	mg/L	10	9.5	95	90-110	

MATRIX SPIKE & MATRIX SPIKE DUPLICATE: 3007573 3007574

Parameter	Units	50302867003 Result	MS Spike Conc.	MSD Spike Conc.	MS Result	MSD Result	MS % Rec	MSD % Rec	% Rec Limits	RPD	Max RPD	Qual
Total Organic Carbon	mg/L	15.5	10	10	25.1	25.0	96	95	80-120	0	20	

MATRIX SPIKE SAMPLE: 3007575

Parameter	Units	50302825002 Result	Spike Conc.	MS Result	MS % Rec	% Rec Limits	Qualifiers
Total Organic Carbon	mg/L	ND	10	10.6	96	80-120	

Results presented on this page are in the units indicated by the "Units" column except where an alternate unit is presented to the right of the result.

REPORT OF LABORATORY ANALYSIS

This report shall not be reproduced, except in full,
without the written consent of Pace Analytical Services, LLC.

Pace Analytical Services, LLC
7726 Moller Road
Indianapolis, IN 46268
(317)228-3100

QUALITY CONTROL DATA

Project: Eagle Valley P1R1
Pace Project No.: 50302819

QC Batch: 652753 | Analysis Method: SM 5310C
QC Batch Method: SM 5310C | Analysis Description: 5310C Dissolved Organic Carbon
Laboratory: Pace Analytical Services - Indianapolis
Associated Lab Samples: 50302819001, 50302819002, 50302819003, 50302819004

METHOD BLANK: 3008001 Matrix: Water
Associated Lab Samples: 50302819001, 50302819002, 50302819003, 50302819004

Parameter	Units	Blank Result	Reporting Limit	Analyzed	Qualifiers
Dissolved Organic Carbon	mg/L	ND	1.0	11/29/21 18:06	

LABORATORY CONTROL SAMPLE: 3008002

Parameter	Units	Spike Conc.	LCS Result	LCS % Rec	% Rec Limits	Qualifiers
Dissolved Organic Carbon	mg/L	10	10.4	104	90-110	

MATRIX SPIKE & MATRIX SPIKE DUPLICATE: 3008003 3008004

Parameter	Units	50302720005 Result	MS Spike Conc.	MSD Spike Conc.	MS Result	MSD Result	MS % Rec	MSD % Rec	% Rec Limits	RPD	Max RPD	Qual
Dissolved Organic Carbon	mg/L	20.1	40	40	62.5	62.3	106	106	80-120	0	20	

MATRIX SPIKE SAMPLE: 3008005

Parameter	Units	50302816002 Result	Spike Conc.	MS Result	MS % Rec	% Rec Limits	Qualifiers
Dissolved Organic Carbon	mg/L	ND	10	10.5	100	80-120	

Results presented on this page are in the units indicated by the "Units" column except where an alternate unit is presented to the right of the result.

REPORT OF LABORATORY ANALYSIS

This report shall not be reproduced, except in full,
without the written consent of Pace Analytical Services, LLC.

Pace Analytical Services, LLC
7726 Moller Road
Indianapolis, IN 46268
(317)228-3100

ANALYTICAL RESULTS - RADIOCHEMISTRY

Project: Eagle Valley P1R1
Pace Project No.: 50302819

Sample: MW-9S **Lab ID: 50302819001** Collected: 11/12/21 11:50 Received: 11/12/21 15:45 Matrix: Water
PWS: Site ID: Sample Type:

Parameters	Method	Act ± Unc (MDC) Carr Trac	Units	Analyzed	CAS No.	Qual
	Pace Analytical Services - Greensburg					
Radium-226	EPA 903.1	**0.341 ± 0.276 (0.154) C:NA T:91%**	pCi/L	12/15/21 16:50	13982-63-3	
	Pace Analytical Services - Greensburg					
Radium-228	EPA 904.0	**0.295 ± 0.358 (0.755) C:67% T:86%**	pCi/L	12/20/21 14:55	15262-20-1	
	Pace Analytical Services - Greensburg					
Total Radium	Total Radium Calculation	**0.636 ± 0.634 (0.909)**	pCi/L	12/21/21 09:26	7440-14-4	

This report shall not be reproduced, except in full,
without the written consent of Pace Analytical Services, LLC.

Pace Analytical Services, LLC
7726 Moller Road
Indianapolis, IN 46268
(317)228-3100

ANALYTICAL RESULTS - RADIOCHEMISTRY

Project: Eagle Valley P1R1
Pace Project No.: 50302819

Sample: MW-9I **Lab ID: 50302819002** Collected: 11/12/21 11:00 Received: 11/12/21 15:45 Matrix: Water
PWS: Site ID: Sample Type:

Parameters	Method	Act ± Unc (MDC) Carr Trac	Units	Analyzed	CAS No.	Qual
	Pace Analytical Services - Greensburg					
Radium-226	EPA 903.1	**0.474 ± 0.467 (0.711) C:NA T:90%**	pCi/L	12/15/21 16:50	13982-63-3	
	Pace Analytical Services - Greensburg					
Radium-228	EPA 904.0	**-0.0439 ± 0.327 (0.777) C:68% T:89%**	pCi/L	12/20/21 14:55	15262-20-1	
	Pace Analytical Services - Greensburg					
Total Radium	Total Radium Calculation	**0.474 ± 0.794 (1.49)**	pCi/L	12/21/21 09:26	7440-14-4	

REPORT OF LABORATORY ANALYSIS

This report shall not be reproduced, except in full,
without the written consent of Pace Analytical Services, LLC.

Pace Analytical Services, LLC
7726 Moller Road
Indianapolis, IN 46268
(317)228-3100

ANALYTICAL RESULTS - RADIOCHEMISTRY

Project: Eagle Valley P1R1
Pace Project No.: 50302819

Sample: MW-9D **Lab ID: 50302819003** Collected: 11/12/21 10:05 Received: 11/12/21 15:45 Matrix: Water
PWS: Site ID: Sample Type:

Parameters	Method	Act ± Unc (MDC) Carr Trac	Units	Analyzed	CAS No.	Qual
	Pace Analytical Services - Greensburg					
Radium-226	EPA 903.1	**0.383 ± 0.356 (0.469) C:NA T:92%**	pCi/L	12/15/21 17:04	13982-63-3	
	Pace Analytical Services - Greensburg					
Radium-228	EPA 904.0	**0.565 ± 0.433 (0.853) C:67% T:84%**	pCi/L	12/20/21 14:55	15262-20-1	
	Pace Analytical Services - Greensburg					
Total Radium	Total Radium Calculation	**0.948 ± 0.789 (1.32)**	pCi/L	12/21/21 09:26	7440-14-4	

This report shall not be reproduced, except in full,
without the written consent of Pace Analytical Services, LLC.

Pace Analytical Services, LLC
7726 Moller Road
Indianapolis, IN 46268
(317)228-3100

ANALYTICAL RESULTS - RADIOCHEMISTRY

Project: Eagle Valley P1R1
Pace Project No.: 50302819

Sample: MW-10S **Lab ID: 50302819004** Collected: 11/12/21 10:05 Received: 11/12/21 15:45 Matrix: Water
PWS: Site ID: Sample Type:

Parameters	Method	Act ± Unc (MDC) Carr Trac	Units	Analyzed	CAS No.	Qual
	Pace Analytical Services - Greensburg					
Radium-226	EPA 903.1	**0.500 ± 0.366 (0.409) C:NA T:90%**	pCi/L	12/15/21 17:04	13982-63-3	
	Pace Analytical Services - Greensburg					
Radium-228	EPA 904.0	**0.218 ± 0.355 (0.772) C:64% T:87%**	pCi/L	12/20/21 14:55	15262-20-1	
	Pace Analytical Services - Greensburg					
Total Radium	Total Radium Calculation	**0.718 ± 0.721 (1.18)**	pCi/L	12/21/21 09:26	7440-14-4	

REPORT OF LABORATORY ANALYSIS

This report shall not be reproduced, except in full,
without the written consent of Pace Analytical Services, LLC.

Pace Analytical Services, LLC
7726 Moller Road
Indianapolis, IN 46268
(317)228-3100

QUALITY CONTROL - RADIOCHEMISTRY

Project: Eagle Valley P1R1
Pace Project No.: 50302819

QC Batch: 473919
QC Batch Method: EPA 903.1
Analysis Method: EPA 903.1
Analysis Description: 903.1 Radium-226
Laboratory: Pace Analytical Services - Greensburg
Associated Lab Samples: 50302819001, 50302819002, 50302819003, 50302819004

METHOD BLANK: 2289371 Matrix: Water
Associated Lab Samples: 50302819001, 50302819002, 50302819003, 50302819004

Parameter	Act ± Unc (MDC) Carr Trac	Units	Analyzed	Qualifiers
Radium-226	0.000 ± 0.177 (0.285) C:NA T:96%	pCi/L	12/15/21 16:35	

Results presented on this page are in the units indicated by the "Units" column except where an alternate unit is presented to the right of the result.

REPORT OF LABORATORY ANALYSIS

This report shall not be reproduced, except in full,
without the written consent of Pace Analytical Services, LLC.

Pace Analytical Services, LLC
7726 Moller Road
Indianapolis, IN 46268
(317)228-3100

QUALITY CONTROL - RADIOCHEMISTRY

Project: Eagle Valley P1R1
Pace Project No.: 50302819

QC Batch: 473921
QC Batch Method: EPA 904.0
Analysis Method: EPA 904.0
Analysis Description: 904.0 Radium 228
Laboratory: Pace Analytical Services - Greensburg
Associated Lab Samples: 50302819001, 50302819002, 50302819003, 50302819004

METHOD BLANK: 2289374 Matrix: Water
Associated Lab Samples: 50302819001, 50302819002, 50302819003, 50302819004

Parameter	Act ± Unc (MDC) Carr Trac	Units	Analyzed	Qualifiers
Radium-228	-0.0598 ± 0.264 (0.636) C:79% T:87%	pCi/L	12/20/21 14:47	

Results presented on this page are in the units indicated by the "Units" column except where an alternate unit is presented to the right of the result.

REPORT OF LABORATORY ANALYSIS

This report shall not be reproduced, except in full,
without the written consent of Pace Analytical Services, LLC.

Pace Analytical Services, LLC
7726 Moller Road
Indianapolis, IN 46268
(317)228-3100

QUALIFIERS

Project: Eagle Valley P1R1
Pace Project No.: 50302819

DEFINITIONS

DF - Dilution Factor, if reported, represents the factor applied to the reported data due to dilution of the sample aliquot.

ND - Not Detected at or above adjusted reporting limit.

TNTC - Too Numerous To Count

J - Estimated concentration above the adjusted method detection limit and below the adjusted reporting limit.

MDL - Adjusted Method Detection Limit.

PQL - Practical Quantitation Limit.

RL - Reporting Limit - The lowest concentration value that meets project requirements for quantitative data with known precision and bias for a specific analyte in a specific matrix.

S - Surrogate

1,2-Diphenylhydrazine decomposes to and cannot be separated from Azobenzene using Method 8270. The result for each analyte is a combined concentration.

Consistent with EPA guidelines, unrounded data are displayed and have been used to calculate % recovery and RPD values.

LCS(D) - Laboratory Control Sample (Duplicate)

MS(D) - Matrix Spike (Duplicate)

DUP - Sample Duplicate

RPD - Relative Percent Difference

NC - Not Calculable.

SG - Silica Gel - Clean-Up

U - Indicates the compound was analyzed for, but not detected.

N-Nitrosodiphenylamine decomposes and cannot be separated from Diphenylamine using Method 8270. The result reported for each analyte is a combined concentration.

Reported results are not rounded until the final step prior to reporting. Therefore, calculated parameters that are typically reported as "Total" may vary slightly from the sum of the reported component parameters.

Act - Activity

Unc - Uncertainty: SDWA = 1.96 sigma count uncertainty, all other matrices = Expanded Uncertainty (95% confidence interval). Gamma Spec = Expanded Uncertainty (95.4% Confidence Interval)

(MDC) - Minimum Detectable Concentration

Trac - Tracer Recovery (%)

Carr - Carrier Recovery (%)

Pace Analytical is TNI accredited. Contact your Pace PM for the current list of accredited analytes.

TNI - The NELAC Institute.

ANALYTE QUALIFIERS

E	Analyte concentration exceeded the calibration range. The reported result is estimated.
H3	Sample was received or analysis requested beyond the recognized method holding time.
M0	Matrix spike recovery and/or matrix spike duplicate recovery was outside laboratory control limits.
M3	Matrix spike recovery was outside laboratory control limits due to matrix interferences.
N2	The lab does not hold NELAC/TNI accreditation for this parameter but other accreditations/certifications may apply. A complete list of accreditations/certifications is available upon request.
P6	Matrix spike recovery was outside laboratory control limits due to a parent sample concentration notably higher than the spike level.

This report shall not be reproduced, except in full,
without the written consent of Pace Analytical Services, LLC.

Pace Analytical Services, LLC
7726 Moller Road
Indianapolis, IN 46268
(317)228-3100

QUALITY CONTROL DATA CROSS REFERENCE TABLE

Project: Eagle Valley P1R1
Pace Project No.: 50302819

Lab ID	Sample ID	QC Batch Method	QC Batch	Analytical Method	Analytical Batch
50302819001	**MW-9S**	EPA 9056	650382		
50302819002	**MW-9I**	EPA 9056	650382		
50302819003	**MW-9D**	EPA 9056	650382		
50302819004	**MW-10S**	EPA 9056	650382		
50302819001	**MW-9S**	EPA 3010	651265	EPA 6010	652480
50302819001	**MW-9S**	EPA 3010	652635	EPA 6010	652812
50302819002	**MW-9I**	EPA 3010	651265	EPA 6010	652480
50302819002	**MW-9I**	EPA 3010	652635	EPA 6010	652812
50302819003	**MW-9D**	EPA 3010	651265	EPA 6010	652480
50302819003	**MW-9D**	EPA 3010	652635	EPA 6010	652812
50302819004	**MW-10S**	EPA 3010	651265	EPA 6010	652480
50302819004	**MW-10S**	EPA 3010	652635	EPA 6010	652812
50302819001	**MW-9S**	EPA 3010	651607	EPA 6010	652205
50302819002	**MW-9I**	EPA 3010	651607	EPA 6010	652205
50302819003	**MW-9D**	EPA 3010	651607	EPA 6010	652205
50302819004	**MW-10S**	EPA 3010	651607	EPA 6010	652205
50302819001	**MW-9S**	EPA 200.2	650599	EPA 6020	650661
50302819002	**MW-9I**	EPA 200.2	650599	EPA 6020	650661
50302819003	**MW-9D**	EPA 200.2	650599	EPA 6020	650661
50302819004	**MW-10S**	EPA 200.2	650599	EPA 6020	650661
50302819001	**MW-9S**	EPA 903.1	473919		
50302819002	**MW-9I**	EPA 903.1	473919		
50302819003	**MW-9D**	EPA 903.1	473919		
50302819004	**MW-10S**	EPA 903.1	473919		
50302819001	**MW-9S**	EPA 904.0	473921		
50302819002	**MW-9I**	EPA 904.0	473921		
50302819003	**MW-9D**	EPA 904.0	473921		
50302819004	**MW-10S**	EPA 904.0	473921		
50302819001	**MW-9S**	Total Radium Calculation	476968		
50302819002	**MW-9I**	Total Radium Calculation	476968		
50302819003	**MW-9D**	Total Radium Calculation	476968		
50302819004	**MW-10S**	Total Radium Calculation	476968		
50302819001	**MW-9S**	SM 2320B	651315		
50302819002	**MW-9I**	SM 2320B	651315		
50302819003	**MW-9D**	SM 2320B	651315		
50302819004	**MW-10S**	SM 2320B	651335		
50302819001	**MW-9S**	SM 2540C	650807		
50302819002	**MW-9I**	SM 2540C	650807		
50302819003	**MW-9D**	SM 2540C	650807		
50302819004	**MW-10S**	SM 2540C	650807		

REPORT OF LABORATORY ANALYSIS

This report shall not be reproduced, except in full,
without the written consent of Pace Analytical Services, LLC.

Pace Analytical Services, LLC
7726 Moller Road
Indianapolis, IN 46268
(317)228-3100

QUALITY CONTROL DATA CROSS REFERENCE TABLE

Project: Eagle Valley P1R1
Pace Project No.: 50302819

Lab ID	Sample ID	QC Batch Method	QC Batch	Analytical Method	Analytical Batch
50302819001	**MW-9S**	SM 4500-H+B	651203		
50302819002	**MW-9I**	SM 4500-H+B	651203		
50302819003	**MW-9D**	SM 4500-H+B	651203		
50302819004	**MW-10S**	SM 4500-H+B	651203		
50302819001	**MW-9S**	SM 4500-S2-D	650903		
50302819002	**MW-9I**	SM 4500-S2-D	650903		
50302819003	**MW-9D**	SM 4500-S2-D	650903		
50302819004	**MW-10S**	SM 4500-S2-D	650903		
50302819001	**MW-9S**	EPA 353.2	650305		
50302819002	**MW-9I**	EPA 353.2	650305		
50302819003	**MW-9D**	EPA 353.2	650305		
50302819004	**MW-10S**	EPA 353.2	650305		
50302819001	**MW-9S**	EPA 365.1	652334	EPA 365.1	652591
50302819002	**MW-9I**	EPA 365.1	652334	EPA 365.1	652591
50302819003	**MW-9D**	EPA 365.1	652334	EPA 365.1	652591
50302819004	**MW-10S**	EPA 365.1	652334	EPA 365.1	652591
50302819001	**MW-9S**	SM 5310C	652606		
50302819002	**MW-9I**	SM 5310C	652606		
50302819003	**MW-9D**	SM 5310C	652606		
50302819004	**MW-10S**	SM 5310C	652606		
50302819001	**MW-9S**	SM 5310C	652753		
50302819002	**MW-9I**	SM 5310C	652753		
50302819003	**MW-9D**	SM 5310C	652753		
50302819004	**MW-10S**	SM 5310C	652753		

This report shall not be reproduced, except in full,
without the written consent of Pace Analytical Services, LLC.

Pace Analytical
WWW.PACELABS.COM

CHAIN-OF-CUSTODY / Analytical Request Do

The Chain-of-Custody is a LEGAL DOCUMENT. All relevant fields mus

WO# : 50302819

50302819

Section A Required Client Information:		Section B Required Project Information:		Section C Invoice Information:	
Company:	ATC Group Services	Report To:	Mark Breting	Attention:	
Address:	7988 Centerpoint Drive	Copy To:		Company Name:	
Indianapolis, IN 46256				Address:	
Email:	mark.breting@atcassociates.com	Purchase Order #:		Pace Quote:	
Phone:	NONE Fax:	Project Name:	Eagle Valley Profile 1 Report 1	Pace Project Manager:	hayden.putt@pacelabs.com
Requested Due Date:		Project #:		Pace Profile #:	6246 Line 29

Regulatory Agency	
State / Location	IN

ITEM #	SAMPLE ID (One Character per box. (A-Z, 0-9 / , -) Sample Ids must be unique)	MATRIX CODE (see valid codes to left)	SAMPLE TYPE (G=GRAB C=COMP)	COLLECTED START DATE	COLLECTED START TIME	COLLECTED END DATE	COLLECTED END TIME	SAMPLE TEMP AT COLLECTION	# OF CONTAINERS	Preservatives: Unpreserved	H2SO4	HNO3	HCl	NaOH + ZnAcetate	Na2S2O3	Methanol	Other	Analyses Test Y/N	TDS/ NO3,NO2-Wet	(Cl, F, SO4) IC	Metals, Total*	Metals Diss. Field Filtered**	Rad-228	Rad-226	Alkalinity, Ferrous Iron, pH	TOC by 5310C	DOC by 5310C	Sulfide	Phosphate		Residual Chlorine (Y/N)	
	MATRIX: Drinking Water DW, Water WT, Waste Water WW, Product P, Soil/Solid SL, Oil OL, Wipe WP, Air AR, Other OT, Tissue TS																		Y							Y				
13	MW-6I	WT							11	3	3	4		1					X	X	X	X	X	X	X	X	X	X			
14	MW-6D	WT							11	3	3	4		1					X	X	X	X	X	X	X	X	X	X			
15	MW-7S	WT							11	3	3	4		1					X	X	X	X	X	X	X	X	X	X			
16	MW-8S	WT							11	3	3	4		1					X	X	X	X	X	X	X	X	X	X			
17	MW-9S	WT					11-12-21	1150	11	3	3	4		1					X	X	X	X	X	X	X	X	X	X			001
18	MW-9I	WT					11-12-21	1100	11	3	3	4		1					X	X	X	X	X	X	X	X	X	X			002
19	MW-9D	WT					11-12-21	1005	11	3	3	4		1					X	X	X	X	X	X	X	X	X	X			003
20	MW-10S	WT					11/12/21	1005	11	3	3	4		1					X	X	X	X	X	X	X	X	X	X			004
21	MW-11S	WT							11	3	3	4		1					X	X	X	X	X	X	X	X	X	X			
22	MW-11I	WT							11	3	3	4		1					X	X	X	X	X	X	X	X	X	X			
23	MW-11D	WT							11	3	3	4		1					X	X	X	X	X	X	X	X	X	X			
24	MW-12S	WT							11	3	3	4		1					X	X	X	X	X	X	X	X	X	X			

ADDITIONAL COMMENTS	RELINQUISHED BY / AFFILIATION	DATE	TIME	ACCEPTED BY / AFFILIATION	DATE	TIME	SAMPLE CONDITIONS			
* Metals: 6010 (Al, Ba, B, Fe, Mn, Mo, Ca, Mg, Na, K, Li, SiO2)	Mark Breting / ATC	11/12/21	1345	Bailey B	11/12/21	1345	0.6	Y	N	Y
6020 (Co, As, Se, Sb)							0.7			
** Dissolved FF 6010 (Mo, Mn)										
Alkalinity = (Total , Bicarb & Carb)										

SAMPLER NAME AND SIGNATURE			
PRINT Name of SAMPLER:	MARK BRETING		
SIGNATURE of SAMPLER:	Mark Breting	DATE Signed:	11/12/21

TEMP in C | Received on Ice (Y/N) | Custody Sealed Cooler (Y/N) | Samples Intact (Y/N)

Pace Analytical®

SAMPLE CONDITION UPON RECEIPT FORM

Date/Time and Initials of person examining contents: BC 1424 11/12/21

1. **Courier:** ☐ FED EX ☐ UPS ☒ CLIENT ☐ PACE ☐ USPS ☐ OTHER _____
2. **Custody Seal on Cooler/Box Present:** ☐ Yes ☒ No
   (If yes)Seals Intact: ☐ Yes ☐ No **(leave blank if no seals were present)**
3. **Thermometer:** 1 2 3 4 5 6 (A) B C D E F
4. **Cooler Temperature:** @0.1@0.1@ 0.7/0.7
   Temp should be above freezing to 6°C **(Initial/Corrected)**

5. **Packing Material:** ☐ Bubble Wrap ☒ Bubble Bags ☐ None ☐ Other _____
6. **Ice Type:** ☒ Wet ☐ Blue ☐ None
7. **If temp. is over 6°C or under 0°C, was the PM notified?:** ☐ Yes ☐ No

All discrepancies will be written out in the comments section below.

	Yes	No		Yes	No	N/A
USDA Regulated Soils? (HI, ID, NY, WA, OR,CA, NM, TX, OK, AR, LA, TN, AL, MS, NC, SC, GA, FL, or Puerto Rico)		✓	All containers needing acid/base pres. Have been CHECKED?: **exceptions: VOA, coliform, LLHg, O&G, and any container with a septum cap or preserved with HCl.** **Circle:** ~~HNO3 (<2)~~ ~~H2SO4 (<2)~~ **NaOH (>10)** ~~NaOH/ZnAc (>9)~~ Any non-conformance to pH recommendations will be noted on the container count form	✓		
Short Hold Time Analysis (48 hours or less)? **Analysis:** NO2, NO3	✓					
Time 5035A TC placed in Freezer or Short Holds To Lab	Time: 1444		Residual Chlorine Check (SVOC 625 Pest/PCB 608)	Present	Absent	N/A ✓
Rush TAT Requested (4 days or less):		✓	Residual Chlorine Check (Total/Amenable/Free Cyanide)			✓
Custody Signatures Present?	✓		Headspace Wisconsin Sulfide?			✓
Containers Intact?:	✓		Headspace in VOA Vials (>6mm): See Containter Count form for details	Present	Absent	No VOA Vials Sent ✓
Sample Label (IDs/Dates/Times) Match COC?: Except TCs, which only require sample ID	✓		Trip Blank Present?		✓	
Extra labels on Terracore Vials? (soils only)		✓	Trip Blank Custody Seals?:			✓

COMMENTS:

COC PAGE 1 of 1

Sample Container Count

SBS
DI
MeOH (only)
BK
Kit

** Place a RED dot on containers that are out of conformance **

COC Line Item	WGFU	R	DG9H VG9H	VOA VIAL HS (>6mm)	VG9U	DG9U	VG9T	AG0U	AG1H	AG1U	AG2U	AG3S	AG3SF	AG3C	BP1U	BP1N	BP2U	BP3U	BP3N	BP3F	BP3S	BP3B	BP3Z	CG3H	Syringe Kit			Matrix	HNO3/ H2SO4 pH <2	NaOH/ ZNAc pH >9	NaOH pH>10
1																															
2																															
3																															
4																															
5												1	1			2	1	2	1	1	1		1					WT	✓	✓	
6												↓	↓			↓	↓	↓	↓	↓	↓		↓					↓	↓	↓	
7																															
8												↓	↓			↓	↓	↓	↓	↓	↓		↓					↓	↓	↓	
9																															
10																															
11																															
12																															

Container Codes

Glass

DG9H	40mL HCl amber voa vial	BG1T	1L Na Thiosulfate clear glass
DG9P	40mL TSP amber vial	BG1U	1L unpreserved glass
DG9S	40mL H2SO4 amber vial	BG3H	250mL HCl Clear Glass
DG9T	40mL Na Thio amber vial	BG3U	250mL Unpres Clear Glass
DG9U	40mL unpreserved amber vial	AG0U	100mL unpres amber glass
VG9H	40mL HCl clear vial	AG1H	1L HCl amber glass
VG9T	40mL Na Thio. clear vial	AG1S	1L H2SO4 amber glass
VG9U	40mL unpreserved clear vial	AG1T	1L Na Thiosulfate amber glass
I	40mL w/hexane wipe vial	AG1U	1liter unpres amber glass
WGKU	8oz unpreserved clear jar	AG2N	500mL HNO3 amber glass
WGFU	4oz clear soil jar	AG2S	500mL H2SO4 amber glass
JGFU	4oz unpreserved amber wide	AG2U	500mL unpres amber glass
CG3H	250mL clear glass HCl	AG3S	250mL H2SO4 amber glass
BG1H	1L HCl clear glass	AG3SF	250mL H2SO4 amb glass -field filtered
BG1S	1L H2SO4 clear glass	AG3U	250mL unpres amber glass
GN	General	AG3C	250mL NaOH amber glass

Plastic / Misc.

BP1B	1L NaOH plastic
BP1N	1L HNO3 plastic
BP1S	1L H2SO4 plastic
BP1U	1L unpreserved plastic
BP1Z	1L NaOH, Zn, Ac
BP2N	500mL HNO3 plastic
BP2C	500mL NaOH plastic
BP2S	500mL H2SO4 plastic
BP2U	500mL unpreserved plastic
BP2Z	500mL NaOH, Zn Ac
BP3B	250mL NaOH plastic
BP3N	250mL HNO3 plastic
BP3F	250mL HNO3 plastic-field filtered
BP3U	250mL unpreserved plastic
BP3S	250mL H2SO4 plastic
BP3Z	250mL NaOH, ZnAc plastic

BP4U	125mL unpreserved plastic
BP4N	125mL HNO3 plastic
BP4S	125mL H2SO4 plastic

Syringe Kit	LL Cr+6 sampling kit

AF	Air Filter
C	Air Cassettes
R	Terracore kit
SP5T	120mL Coliform Na Thiosulfate
U	Summa Can
ZPLC	Ziploc Bag

WT		Water	
SL		Solid	
NAL	OL	Non-aqueous liquid	Oil
WP		Wipe	

Pace Analytical Services, LLC
7726 Moller Road
Indianapolis, IN 46268
(317)228-3100

February 21, 2022

Mr. Mark Breting
ATC Group Services
7988 Centerpoint Drive
Suite 100
Indianapolis, IN 46256

RE: Project: Eagle Valley P1R4
Pace Project No.: 50302825

Dear Mr. Breting:

Enclosed are the analytical results for sample(s) received by the laboratory on November 12, 2021. The results relate only to the samples included in this report. Results reported herein conform to the applicable TNI/NELAC Standards and the laboratory's Quality Manual, where applicable, unless otherwise noted in the body of the report.

The test results provided in this final report were generated by each of the following laboratories within the Pace Network:

- Pace Analytical Services - Indianapolis
- Pace Analytical Services - Greensburg

If you have any questions concerning this report, please feel free to contact me.

Sincerely,

Hayden Putt
hayden.putt@pacelabs.com
(317)228-3145
Project Manager

Enclosures

cc: Mr. Robert Miller, Haley & Aldrich

This report shall not be reproduced, except in full,
without the written consent of Pace Analytical Services, LLC.

Pace Analytical Services, LLC
7726 Moller Road
Indianapolis, IN 46268
(317)228-3100

CERTIFICATIONS

Project: Eagle Valley P1R4
Pace Project No.: 50302825

Pace Analytical Services Pennsylvania

1638 Roseytown Rd Suites 2,3&4, Greensburg, PA 15601
ANAB DOD-ELAP Rad Accreditation #: L2417
Alabama Certification #: 41590
Arizona Certification #: AZ0734
Arkansas Certification
California Certification #: 04222CA
Colorado Certification #: PA01547
Connecticut Certification #: PH-0694
Delaware Certification
EPA Region 4 DW Rad
Florida/TNI Certification #: E87683
Georgia Certification #: C040
Guam Certification
Florida: Cert E871149 SEKS WET
Hawaii Certification
Idaho Certification
Illinois Certification
Indiana Certification
Iowa Certification #: 391
Kansas/TNI Certification #: E-10358
Kentucky Certification #: KY90133
KY WW Permit #: KY0098221
KY WW Permit #: KY0000221
Louisiana DHH/TNI Certification #: LA180012
Louisiana DEQ/TNI Certification #: 4086
Maine Certification #: 2017020
Maryland Certification #: 308
Massachusetts Certification #: M-PA1457
Michigan/PADEP Certification #: 9991
Missouri Certification #: 235
Montana Certification #: Cert0082
Nebraska Certification #: NE-OS-29-14
Nevada Certification #: PA014572018-1
New Hampshire/TNI Certification #: 297617
New Jersey/TNI Certification #: PA051
New Mexico Certification #: PA01457
New York/TNI Certification #: 10888
North Carolina Certification #: 42706
North Dakota Certification #: R-190
Ohio EPA Rad Approval: #41249
Oregon/TNI Certification #: PA200002-010
Pennsylvania/TNI Certification #: 65-00282
Puerto Rico Certification #: PA01457
Rhode Island Certification #: 65-00282
South Dakota Certification
Tennessee Certification #: 02867
Texas/TNI Certification #: T104704188-17-3
Utah/TNI Certification #: PA014572017-9
USDA Soil Permit #: P330-17-00091
Vermont Dept. of Health: ID# VT-0282
Virgin Island/PADEP Certification
Virginia/VELAP Certification #: 460198
Washington Certification #: C868
West Virginia DEP Certification #: 143
West Virginia DHHR Certification #: 9964C
Wisconsin Approve List for Rad
Wyoming Certification #: 8TMS-L

Pace Analytical Services Indianapolis

7726 Moller Road, Indianapolis, IN 46268
Illinois Accreditation #: 200074
Indiana Drinking Water Laboratory #: C-49-06
Kansas/TNI Certification #: E-10177
Kentucky UST Agency Interest #: 80226
Kentucky WW Laboratory ID #: 98019
Michigan Drinking Water Laboratory #9050
Ohio VAP Certified Laboratory #: CL0065
Oklahoma Laboratory #: 9204
Texas Certification #: T104704355
Wisconsin Laboratory #: 999788130
USDA Soil Permit #: P330-19-00257

This report shall not be reproduced, except in full,
without the written consent of Pace Analytical Services, LLC.

Pace Analytical Services, LLC
7726 Moller Road
Indianapolis, IN 46268
(317)228-3100

SAMPLE SUMMARY

Project: Eagle Valley P1R4
Pace Project No.: 50302825

Lab ID	Sample ID	Matrix	Date Collected	Date Received
50302825001	**MW-10I**	Water	11/12/21 12:02	11/12/21 15:45
50302825002	**MW-10D**	Water	11/12/21 14:16	11/12/21 15:45

This report shall not be reproduced, except in full,
without the written consent of Pace Analytical Services, LLC.

Pace Analytical Services, LLC
7726 Moller Road
Indianapolis, IN 46268
(317)228-3100

SAMPLE ANALYTE COUNT

Project: Eagle Valley P1R4
Pace Project No.: 50302825

Lab ID	Sample ID	Method	Analysts	Analytes Reported	Laboratory
50302825001	**MW-10I**	EPA 9056	RID, RMR	3	PASI-I
		EPA 6010	JPK, RAM	16	PASI-I
		EPA 6010	JPK	2	PASI-I
		EPA 903.1	SLC	1	PASI-PA
		EPA 904.0	VAL	1	PASI-PA
		Total Radium Calculation	JAL	1	PASI-PA
		SM 2320B	SWJ	3	PASI-I
		SM 2540C	OAS	1	PASI-I
		SM 4500-H+B	TKG	1	PASI-I
		SM 4500-S2-D	ZM	1	PASI-I
		EPA 353.2	SKK	2	PASI-I
		EPA 365.1	GWA	1	PASI-I
		SM 5310C	GWA	1	PASI-I
		SM 5310C	GWA	1	PASI-I
50302825002	**MW-10D**	EPA 9056	RID	3	PASI-I
		EPA 6010	JPK, RAM	16	PASI-I
		EPA 6010	JPK	2	PASI-I
		EPA 903.1	SLC	1	PASI-PA
		EPA 904.0	VAL	1	PASI-PA
		Total Radium Calculation	JAL	1	PASI-PA
		SM 2320B	SWJ	3	PASI-I
		SM 2540C	OAS	1	PASI-I
		SM 4500-H+B	TKG	1	PASI-I
		SM 4500-S2-D	ZM	1	PASI-I
		EPA 353.2	SKK	2	PASI-I
		EPA 365.1	GWA	1	PASI-I
		SM 5310C	GWA	1	PASI-I
		SM 5310C	GWA	1	PASI-I

PASI-I = Pace Analytical Services - Indianapolis
PASI-PA = Pace Analytical Services - Greensburg

This report shall not be reproduced, except in full,
without the written consent of Pace Analytical Services, LLC.

Pace Analytical Services, LLC
7726 Moller Road
Indianapolis, IN 46268
(317)228-3100

SUMMARY OF DETECTION

Project: Eagle Valley P1R4
Pace Project No.: 50302825

Lab Sample ID / Method	Client Sample ID / Parameters	Result	Units	Report Limit	Analyzed	Qualifiers
50302825001	**MW-10I**					
EPA 9056	Chloride	86.5	mg/L	25.0	11/16/21 13:51	
EPA 9056	Fluoride	0.16	mg/L	0.10	11/18/21 07:33	
EPA 6010	Barium	71.5	ug/L	10.0	11/24/21 14:49	
EPA 6010	Boron	1150	ug/L	100	11/24/21 14:49	
EPA 6010	Calcium	150000	ug/L	1000	11/24/21 14:49	
EPA 6010	Iron	372	ug/L	100	11/24/21 14:49	
EPA 6010	Lithium	57.0	ug/L	20.0	11/24/21 14:49	
EPA 6010	Magnesium	28600	ug/L	1000	11/24/21 14:49	
EPA 6010	Manganese	53.2	ug/L	10.0	11/24/21 14:49	
EPA 6010	Molybdenum	124	ug/L	10.0	11/24/21 14:49	
EPA 6010	Potassium	10400	ug/L	1000	11/24/21 14:49	
EPA 6010	Silica	9870	ug/L	450	11/29/21 22:25	N2
EPA 6010	Sodium	112000	ug/L	1000	11/24/21 14:49	
EPA 6010	Manganese, Dissolved	48.5	ug/L	10.0	11/23/21 22:21	
EPA 6010	Molybdenum, Dissolved	122	ug/L	10.0	11/23/21 22:21	
EPA 903.1	Radium-226	0.861 ± 0.640 (0.842) C:NA T:88%	pCi/L		12/07/21 14:05	
EPA 904.0	Radium-228	0.660 ± 0.543 (1.08) C:68% T:89%	pCi/L		12/07/21 17:29	
Total Radium Calculation	Total Radium	1.52 ± 1.18 (1.92)	pCi/L		12/08/21 14:55	
SM 2320B	Alkalinity, Total as CaCO3	235	mg/L	2.0	11/19/21 18:02	
SM 2320B	Alkalinity,Bicarbonate (CaCO3)	235	mg/L	2.0	11/19/21 18:02	
SM 2540C	Total Dissolved Solids	547	mg/L	10.0	11/17/21 06:56	
SM 4500-H+B	pH at 25 Degrees C	7.5	Std. Units	0.10	11/18/21 09:36	H3
SM 5310C	Total Organic Carbon	1.0	mg/L	1.0	11/29/21 03:34	
SM 5310C	Dissolved Organic Carbon	1.2	mg/L	1.0	11/29/21 23:20	
50302825002	**MW-10D**					
EPA 9056	Chloride	119	mg/L	25.0	11/16/21 18:50	
EPA 9056	Fluoride	0.26	mg/L	0.10	11/16/21 18:08	
EPA 9056	Sulfate	298	mg/L	25.0	11/16/21 18:50	
EPA 6010	Aluminum	927	ug/L	200	11/24/21 14:51	
EPA 6010	Barium	92.9	ug/L	10.0	11/24/21 14:51	
EPA 6010	Boron	416	ug/L	100	11/24/21 14:51	
EPA 6010	Calcium	101000	ug/L	1000	11/24/21 14:51	
EPA 6010	Iron	1820	ug/L	100	11/24/21 14:51	
EPA 6010	Lithium	56.8	ug/L	20.0	11/24/21 14:51	
EPA 6010	Magnesium	24300	ug/L	1000	11/24/21 14:51	
EPA 6010	Manganese	85.1	ug/L	10.0	11/24/21 14:51	
EPA 6010	Molybdenum	119	ug/L	10.0	11/24/21 14:51	
EPA 6010	Potassium	7600	ug/L	1000	11/24/21 14:51	
EPA 6010	Silica	12600	ug/L	450	11/29/21 22:31	N2
EPA 6010	Sodium	66100	ug/L	1000	11/24/21 14:51	

REPORT OF LABORATORY ANALYSIS

This report shall not be reproduced, except in full,
without the written consent of Pace Analytical Services, LLC.

Pace Analytical Services, LLC
7726 Moller Road
Indianapolis, IN 46268
(317)228-3100

SUMMARY OF DETECTION

Project: Eagle Valley P1R4
Pace Project No.: 50302825

Lab Sample ID / Method	Client Sample ID / Parameters	Result	Units	Report Limit	Analyzed	Qualifiers
50302825002	**MW-10D**					
EPA 6010	Manganese, Dissolved	59.4	ug/L	10.0	11/23/21 22:24	
EPA 6010	Molybdenum, Dissolved	116	ug/L	10.0	11/23/21 22:24	
EPA 903.1	Radium-226	0.509 ± 0.474 (0.624) C:NA T:85%	pCi/L		12/07/21 14:18	
EPA 904.0	Radium-228	1.25 ± 0.655 (1.18) C:70% T:91%	pCi/L		12/07/21 17:28	
Total Radium Calculation	Total Radium	1.76 ± 1.13 (1.80)	pCi/L		12/08/21 14:55	
SM 2320B	Alkalinity, Total as CaCO3	243	mg/L	2.0	11/19/21 18:02	
SM 2320B	Alkalinity,Bicarbonate (CaCO3)	243	mg/L	2.0	11/19/21 18:02	
SM 2540C	Total Dissolved Solids	856	mg/L	20.0	11/17/21 06:56	
SM 4500-H+B	pH at 25 Degrees C	7.2	Std. Units	0.10	11/18/21 09:37	H3
SM 5310C	Dissolved Organic Carbon	2.5	mg/L	1.0	11/29/21 23:51	

This report shall not be reproduced, except in full,
without the written consent of Pace Analytical Services, LLC.

Pace Analytical Services, LLC
7726 Moller Road
Indianapolis, IN 46268
(317)228-3100

ANALYTICAL RESULTS

Project: Eagle Valley P1R4
Pace Project No.: 50302825

Sample: MW-10I **Lab ID: 50302825001** Collected: 11/12/21 12:02 Received: 11/12/21 15:45 Matrix: Water

Parameters	Results	Units	Report Limit	DF	Prepared	Analyzed	CAS No.	Qual
9056 IC Anions	Analytical Method: EPA 9056							
	Pace Analytical Services - Indianapolis							
Chloride	**86.5**	mg/L	25.0	100		11/16/21 13:51	16887-00-6	
Fluoride	**0.16**	mg/L	0.10	1		11/18/21 07:33	16984-48-8	
Sulfate	ND	mg/L	0.25	1		11/18/21 07:33	14808-79-8	
6010 MET ICP	Analytical Method: EPA 6010 Preparation Method: EPA 3010							
	Pace Analytical Services - Indianapolis							
Aluminum	ND	ug/L	200	1	11/23/21 06:52	11/24/21 14:49	7429-90-5	
Antimony	ND	ug/L	6.0	1	11/29/21 09:14	11/29/21 22:25	7440-36-0	
Arsenic	ND	ug/L	10.0	1	11/23/21 06:52	11/24/21 14:49	7440-38-2	
Barium	**71.5**	ug/L	10.0	1	11/23/21 06:52	11/24/21 14:49	7440-39-3	
Boron	**1150**	ug/L	100	1	11/23/21 06:52	11/24/21 14:49	7440-42-8	
Calcium	**150000**	ug/L	1000	1	11/23/21 06:52	11/24/21 14:49	7440-70-2	
Cobalt	ND	ug/L	10.0	1	11/23/21 06:52	11/24/21 14:49	7440-48-4	
Iron	**372**	ug/L	100	1	11/23/21 06:52	11/24/21 14:49	7439-89-6	
Lithium	**57.0**	ug/L	20.0	1	11/23/21 06:52	11/24/21 14:49	7439-93-2	
Magnesium	**28600**	ug/L	1000	1	11/23/21 06:52	11/24/21 14:49	7439-95-4	
Manganese	**53.2**	ug/L	10.0	1	11/23/21 06:52	11/24/21 14:49	7439-96-5	
Molybdenum	**124**	ug/L	10.0	1	11/23/21 06:52	11/24/21 14:49	7439-98-7	
Potassium	**10400**	ug/L	1000	1	11/23/21 06:52	11/24/21 14:49	7440-09-7	
Selenium	ND	ug/L	10.0	1	11/23/21 06:52	11/24/21 14:49	7782-49-2	
Silica	**9870**	ug/L	450	1	11/29/21 09:14	11/29/21 22:25	7631-86-9	N2
Sodium	**112000**	ug/L	1000	1	11/23/21 06:52	11/24/21 14:49	7440-23-5	
6010 MET ICP, Dissolved	Analytical Method: EPA 6010 Preparation Method: EPA 3010							
	Pace Analytical Services - Indianapolis							
Manganese, Dissolved	**48.5**	ug/L	10.0	1	11/23/21 13:45	11/23/21 22:21	7439-96-5	
Molybdenum, Dissolved	**122**	ug/L	10.0	1	11/23/21 13:45	11/23/21 22:21	7439-98-7	
2320B Alkalinity	Analytical Method: SM 2320B							
	Pace Analytical Services - Indianapolis							
Alkalinity, Total as CaCO3	**235**	mg/L	2.0	1		11/19/21 18:02		
Alkalinity,Bicarbonate (CaCO3)	**235**	mg/L	2.0	1		11/19/21 18:02		
Alkalinity,Carbonate (CaCO3)	ND	mg/L	2.0	1		11/19/21 18:02		
2540C Total Dissolved Solids	Analytical Method: SM 2540C							
	Pace Analytical Services - Indianapolis							
Total Dissolved Solids	**547**	mg/L	10.0	1		11/17/21 06:56		
4500H+ pH, Electrometric	Analytical Method: SM 4500-H+B							
	Pace Analytical Services - Indianapolis							
pH at 25 Degrees C	**7.5**	Std. Units	0.10	1		11/18/21 09:36		H3
4500S2D Sulfide Water	Analytical Method: SM 4500-S2-D							
	Pace Analytical Services - Indianapolis							
Sulfide	ND	mg/L	0.10	1		11/17/21 15:25	18496-25-8	

REPORT OF LABORATORY ANALYSIS

This report shall not be reproduced, except in full,
without the written consent of Pace Analytical Services, LLC.

Pace Analytical Services, LLC
7726 Moller Road
Indianapolis, IN 46268
(317)228-3100

ANALYTICAL RESULTS

Project: Eagle Valley P1R4
Pace Project No.: 50302825

Sample: MW-10I **Lab ID: 50302825001** Collected: 11/12/21 12:02 Received: 11/12/21 15:45 Matrix: Water

Parameters	Results	Units	Report Limit	DF	Prepared	Analyzed	CAS No.	Qual
353.2 Nitrogen, NO2/NO3 unpres	Analytical Method: EPA 353.2 Pace Analytical Services - Indianapolis							
Nitrogen, Nitrate	ND	mg/L	0.10	1		11/13/21 18:37	14797-55-8	
Nitrogen, Nitrite	ND	mg/L	0.10	1		11/13/21 18:37	14797-65-0	
365.1 Total Phosphorus	Analytical Method: EPA 365.1 Preparation Method: EPA 365.1 Pace Analytical Services - Indianapolis							
Phosphate as P04	ND	mg/L	0.15	1	11/24/21 08:18	11/29/21 10:16		
5310C TOC	Analytical Method: SM 5310C Pace Analytical Services - Indianapolis							
Total Organic Carbon	**1.0**	mg/L	1.0	1		11/29/21 03:34	7440-44-0	
5310C Dissolved Organic Carbon	Analytical Method: SM 5310C Pace Analytical Services - Indianapolis							
Dissolved Organic Carbon	**1.2**	mg/L	1.0	1		11/29/21 23:20		

REPORT OF LABORATORY ANALYSIS

This report shall not be reproduced, except in full,
without the written consent of Pace Analytical Services, LLC.

Pace Analytical Services, LLC
7726 Moller Road
Indianapolis, IN 46268
(317)228-3100

ANALYTICAL RESULTS

Project: Eagle Valley P1R4
Pace Project No.: 50302825

Sample: MW-10D **Lab ID: 50302825002** Collected: 11/12/21 14:16 Received: 11/12/21 15:45 Matrix: Water

Parameters	Results	Units	Report Limit	DF	Prepared	Analyzed	CAS No.	Qual
9056 IC Anions	Analytical Method: EPA 9056							
	Pace Analytical Services - Indianapolis							
Chloride	**119**	mg/L	25.0	100		11/16/21 18:50	16887-00-6	
Fluoride	**0.26**	mg/L	0.10	1		11/16/21 18:08	16984-48-8	
Sulfate	**298**	mg/L	25.0	100		11/16/21 18:50	14808-79-8	
6010 MET ICP	Analytical Method: EPA 6010 Preparation Method: EPA 3010							
	Pace Analytical Services - Indianapolis							
Aluminum	**927**	ug/L	200	1	11/23/21 06:52	11/24/21 14:51	7429-90-5	
Antimony	ND	ug/L	6.0	1	11/29/21 09:14	11/29/21 22:31	7440-36-0	
Arsenic	ND	ug/L	10.0	1	11/23/21 06:52	11/24/21 14:51	7440-38-2	
Barium	**92.9**	ug/L	10.0	1	11/23/21 06:52	11/24/21 14:51	7440-39-3	
Boron	**416**	ug/L	100	1	11/23/21 06:52	11/24/21 14:51	7440-42-8	
Calcium	**101000**	ug/L	1000	1	11/23/21 06:52	11/24/21 14:51	7440-70-2	
Cobalt	ND	ug/L	10.0	1	11/23/21 06:52	11/24/21 14:51	7440-48-4	
Iron	**1820**	ug/L	100	1	11/23/21 06:52	11/24/21 14:51	7439-89-6	
Lithium	**56.8**	ug/L	20.0	1	11/23/21 06:52	11/24/21 14:51	7439-93-2	
Magnesium	**24300**	ug/L	1000	1	11/23/21 06:52	11/24/21 14:51	7439-95-4	
Manganese	**85.1**	ug/L	10.0	1	11/23/21 06:52	11/24/21 14:51	7439-96-5	
Molybdenum	**119**	ug/L	10.0	1	11/23/21 06:52	11/24/21 14:51	7439-98-7	
Potassium	**7600**	ug/L	1000	1	11/23/21 06:52	11/24/21 14:51	7440-09-7	
Selenium	ND	ug/L	10.0	1	11/23/21 06:52	11/24/21 14:51	7782-49-2	
Silica	**12600**	ug/L	450	1	11/29/21 09:14	11/29/21 22:31	7631-86-9	N2
Sodium	**66100**	ug/L	1000	1	11/23/21 06:52	11/24/21 14:51	7440-23-5	
6010 MET ICP, Dissolved	Analytical Method: EPA 6010 Preparation Method: EPA 3010							
	Pace Analytical Services - Indianapolis							
Manganese, Dissolved	**59.4**	ug/L	10.0	1	11/23/21 13:45	11/23/21 22:24	7439-96-5	
Molybdenum, Dissolved	**116**	ug/L	10.0	1	11/23/21 13:45	11/23/21 22:24	7439-98-7	
2320B Alkalinity	Analytical Method: SM 2320B							
	Pace Analytical Services - Indianapolis							
Alkalinity, Total as CaCO3	**243**	mg/L	2.0	1		11/19/21 18:02		
Alkalinity,Bicarbonate (CaCO3)	**243**	mg/L	2.0	1		11/19/21 18:02		
Alkalinity,Carbonate (CaCO3)	ND	mg/L	2.0	1		11/19/21 18:02		
2540C Total Dissolved Solids	Analytical Method: SM 2540C							
	Pace Analytical Services - Indianapolis							
Total Dissolved Solids	**856**	mg/L	20.0	1		11/17/21 06:56		
4500H+ pH, Electrometric	Analytical Method: SM 4500-H+B							
	Pace Analytical Services - Indianapolis							
pH at 25 Degrees C	**7.2**	Std. Units	0.10	1		11/18/21 09:37		H3
4500S2D Sulfide Water	Analytical Method: SM 4500-S2-D							
	Pace Analytical Services - Indianapolis							
Sulfide	ND	mg/L	0.10	1		11/17/21 15:25	18496-25-8	

REPORT OF LABORATORY ANALYSIS

This report shall not be reproduced, except in full,
without the written consent of Pace Analytical Services, LLC.

Pace Analytical Services, LLC
7726 Moller Road
Indianapolis, IN 46268
(317)228-3100

ANALYTICAL RESULTS

Project: Eagle Valley P1R4
Pace Project No.: 50302825

Sample: MW-10D **Lab ID: 50302825002** Collected: 11/12/21 14:16 Received: 11/12/21 15:45 Matrix: Water

Parameters	Results	Units	Report Limit	DF	Prepared	Analyzed	CAS No.	Qual
353.2 Nitrogen, NO2/NO3 unpres	Analytical Method: EPA 353.2 Pace Analytical Services - Indianapolis							
Nitrogen, Nitrate	ND	mg/L	0.10	1		11/13/21 18:43	14797-55-8	
Nitrogen, Nitrite	ND	mg/L	0.10	1		11/13/21 18:43	14797-65-0	
365.1 Total Phosphorus	Analytical Method: EPA 365.1 Preparation Method: EPA 365.1 Pace Analytical Services - Indianapolis							
Phosphate as P04	ND	mg/L	0.15	1	11/24/21 08:18	11/29/21 10:17		
5310C TOC	Analytical Method: SM 5310C Pace Analytical Services - Indianapolis							
Total Organic Carbon	ND	mg/L	1.0	1		11/29/21 03:53	7440-44-0	
5310C Dissolved Organic Carbon	Analytical Method: SM 5310C Pace Analytical Services - Indianapolis							
Dissolved Organic Carbon	**2.5**	mg/L	1.0	1		11/29/21 23:51		

REPORT OF LABORATORY ANALYSIS

This report shall not be reproduced, except in full,
without the written consent of Pace Analytical Services, LLC.

Pace Analytical Services, LLC
7726 Moller Road
Indianapolis, IN 46268
(317)228-3100

QUALITY CONTROL DATA

Project: Eagle Valley P1R4
Pace Project No.: 50302825

QC Batch: 650577
QC Batch Method: EPA 9056
Analysis Method: EPA 9056
Analysis Description: 9056 IC Anions
Laboratory: Pace Analytical Services - Indianapolis
Associated Lab Samples: 50302825001

METHOD BLANK: 2998498 Matrix: Water
Associated Lab Samples: 50302825001

Parameter	Units	Blank Result	Reporting Limit	Analyzed	Qualifiers
Chloride	mg/L	ND	0.25	11/16/21 13:19	
Fluoride	mg/L	ND	0.10	11/16/21 13:19	
Sulfate	mg/L	ND	0.25	11/16/21 13:19	

LABORATORY CONTROL SAMPLE: 2998499

Parameter	Units	Spike Conc.	LCS Result	LCS % Rec	% Rec Limits	Qualifiers
Chloride	mg/L	1.2	1.1	91	80-120	
Fluoride	mg/L	0.5	0.45	91	80-120	
Sulfate	mg/L	2.5	2.4	94	80-120	

MATRIX SPIKE & MATRIX SPIKE DUPLICATE: 2998500 2998501

Parameter	Units	50302828014 Result	MS Spike Conc.	MSD Spike Conc.	MS Result	MSD Result	MS % Rec	MSD % Rec	% Rec Limits	RPD	Max RPD	Qual
Chloride	mg/L	4.0	1.2	1.2	4.9	5.0	72	75	80-120	1	15	M0
Fluoride	mg/L	0.10	0.5	0.5	0.53	0.53	85	86	80-120	1	15	
Sulfate	mg/L	759	250	250	1000	1000	97	96	80-120	0	15	

Results presented on this page are in the units indicated by the "Units" column except where an alternate unit is presented to the right of the result.

REPORT OF LABORATORY ANALYSIS

This report shall not be reproduced, except in full,
without the written consent of Pace Analytical Services, LLC.

Pace Analytical Services, LLC
7726 Moller Road
Indianapolis, IN 46268
(317)228-3100

QUALITY CONTROL DATA

Project: Eagle Valley P1R4
Pace Project No.: 50302825

QC Batch: 650730
QC Batch Method: EPA 9056
Analysis Method: EPA 9056
Analysis Description: 9056 IC Anions
Laboratory: Pace Analytical Services - Indianapolis

Associated Lab Samples: 50302825002

METHOD BLANK: 2999049 Matrix: Water
Associated Lab Samples: 50302825002

Parameter	Units	Blank Result	Reporting Limit	Analyzed	Qualifiers
Chloride	mg/L	ND	0.25	11/16/21 17:29	
Fluoride	mg/L	ND	0.10	11/16/21 17:29	
Sulfate	mg/L	ND	0.25	11/16/21 17:29	

LABORATORY CONTROL SAMPLE: 2999050

Parameter	Units	Spike Conc.	LCS Result	LCS % Rec	% Rec Limits	Qualifiers
Chloride	mg/L	1.2	1.1	88	80-120	
Fluoride	mg/L	0.5	0.46	93	80-120	
Sulfate	mg/L	2.5	2.6	106	80-120	

MATRIX SPIKE & MATRIX SPIKE DUPLICATE: 2999051 2999052

Parameter	Units	50302832009 Result	MS Spike Conc.	MSD Spike Conc.	MS Result	MSD Result	MS % Rec	MSD % Rec	% Rec Limits	RPD	Max RPD	Qual
Chloride	mg/L	27.6	12.5	12.5	38.1	38.0	84	83	80-120	0	15	
Fluoride	mg/L	0.11	0.5	0.5	0.52	0.53	82	84	80-120	2	15	
Sulfate	mg/L	573	250	250	836	833	105	104	80-120	0	15	

Results presented on this page are in the units indicated by the "Units" column except where an alternate unit is presented to the right of the result.

REPORT OF LABORATORY ANALYSIS

This report shall not be reproduced, except in full,
without the written consent of Pace Analytical Services, LLC.

Pace Analytical Services, LLC
7726 Moller Road
Indianapolis, IN 46268
(317)228-3100

QUALITY CONTROL DATA

Project: Eagle Valley P1R4
Pace Project No.: 50302825

QC Batch: 651265
QC Batch Method: EPA 3010
Analysis Method: EPA 6010
Analysis Description: 6010 MET
Laboratory: Pace Analytical Services - Indianapolis
Associated Lab Samples: 50302825001, 50302825002

METHOD BLANK: 3001570 Matrix: Water
Associated Lab Samples: 50302825001, 50302825002

Parameter	Units	Blank Result	Reporting Limit	Analyzed	Qualifiers
Aluminum	ug/L	ND	200	11/24/21 13:59	
Arsenic	ug/L	ND	10.0	11/24/21 13:59	
Barium	ug/L	ND	10.0	11/24/21 13:59	
Boron	ug/L	ND	100	11/24/21 13:59	
Calcium	ug/L	ND	1000	11/24/21 13:59	
Cobalt	ug/L	ND	10.0	11/24/21 13:59	
Iron	ug/L	ND	100	11/24/21 13:59	
Lithium	ug/L	ND	20.0	11/24/21 13:59	
Magnesium	ug/L	ND	1000	11/24/21 13:59	
Manganese	ug/L	ND	10.0	11/24/21 13:59	
Molybdenum	ug/L	ND	10.0	11/24/21 13:59	
Potassium	ug/L	ND	1000	11/24/21 13:59	
Selenium	ug/L	ND	10.0	11/24/21 13:59	
Sodium	ug/L	ND	1000	11/24/21 13:59	

LABORATORY CONTROL SAMPLE: 3001571

Parameter	Units	Spike Conc.	LCS Result	LCS % Rec	% Rec Limits	Qualifiers
Aluminum	ug/L	5000	5000	100	80-120	
Arsenic	ug/L	1000	988	99	80-120	
Barium	ug/L	1000	936	94	80-120	
Boron	ug/L	1000	990	99	80-120	
Calcium	ug/L	5000	5030	101	80-120	
Cobalt	ug/L	1000	989	99	80-120	
Iron	ug/L	2500	2500	100	80-120	
Lithium	ug/L	1000	986	99	80-120	
Magnesium	ug/L	5000	4930	99	80-120	
Manganese	ug/L	1000	970	97	80-120	
Molybdenum	ug/L	1000	971	97	80-120	
Potassium	ug/L	5000	5140	103	80-120	
Selenium	ug/L	1000	982	98	80-120	
Sodium	ug/L	5000	4980	100	80-120	

Results presented on this page are in the units indicated by the "Units" column except where an alternate unit is presented to the right of the result.

REPORT OF LABORATORY ANALYSIS

This report shall not be reproduced, except in full,
without the written consent of Pace Analytical Services, LLC.

Pace Analytical Services, LLC
7726 Moller Road
Indianapolis, IN 46268
(317)228-3100

QUALITY CONTROL DATA

Project: Eagle Valley P1R4
Pace Project No.: 50302825

MATRIX SPIKE & MATRIX SPIKE DUPLICATE: 3001572 3001573

Parameter	Units	50302815010 Result	MS Spike Conc.	MSD Spike Conc.	MS Result	MSD Result	MS % Rec	MSD % Rec	% Rec Limits	RPD	Max RPD	Qual
Aluminum	ug/L	161000	12500	12500	166000	154000	46	-55	75-125	8	20	P6
Barium	ug/L	1340	2500	2500	3480	3410	86	83	75-125	2	20	
Boron	ug/L	505	2500	2500	2860	2950	94	98	75-125	3	20	
Calcium	ug/L	3140000	12500	12500	2380000	2390000	-6010	-5930	75-125	0	20	E,P6
Iron	ug/L	518000	6250	6250	410000	401000	-1740	-1880	75-125	2	20	P6
Lithium	ug/L	299	2500	2500	2910	2840	104	102	75-125	2	20	
Magnesium	ug/L	1120000	12500	12500	865000	843000	-2080	-2260	75-125	3	20	P6
Manganese	ug/L	13800	2500	2500	13700	13700	-4	-5	75-125	0	20	P6
Molybdenum	ug/L	204	2500	2500	2430	2430	89	89	75-125	0	20	
Potassium	ug/L	48000	12500	12500	59600	55000	93	56	75-125	8	20	M3
Sodium	ug/L	65500	12500	12500	73500	73200	64	62	75-125	0	20	M3

Results presented on this page are in the units indicated by the "Units" column except where an alternate unit is presented to the right of the result.

REPORT OF LABORATORY ANALYSIS

This report shall not be reproduced, except in full,
without the written consent of Pace Analytical Services, LLC.

Pace Analytical Services, LLC
7726 Moller Road
Indianapolis, IN 46268
(317)228-3100

QUALITY CONTROL DATA

Project: Eagle Valley P1R4
Pace Project No.: 50302825

QC Batch: 652635
QC Batch Method: EPA 3010
Analysis Method: EPA 6010
Analysis Description: 6010 MET
Laboratory: Pace Analytical Services - Indianapolis
Associated Lab Samples: 50302825001, 50302825002

METHOD BLANK: 3007644 Matrix: Water
Associated Lab Samples: 50302825001, 50302825002

Parameter	Units	Blank Result	Reporting Limit	Analyzed	Qualifiers
Antimony	ug/L	ND	6.0	11/29/21 21:56	
Silica	ug/L	ND	450	11/29/21 21:56	N2

LABORATORY CONTROL SAMPLE: 3007645

Parameter	Units	Spike Conc.	LCS Result	LCS % Rec	% Rec Limits	Qualifiers
Antimony	ug/L	1000	1070	107	80-120	
Silica	ug/L	5350	5840	109	80-120	N2

MATRIX SPIKE & MATRIX SPIKE DUPLICATE: 3007646 3007647

Parameter	Units	50302819001 Result	MS Spike Conc.	MSD Spike Conc.	MS Result	MSD Result	MS % Rec	MSD % Rec	% Rec Limits	RPD	Max RPD	Qual
Silica	ug/L	18300	5350	5350	25400	26200	133	147	75-125	3	20	N2

Results presented on this page are in the units indicated by the "Units" column except where an alternate unit is presented to the right of the result.

REPORT OF LABORATORY ANALYSIS

This report shall not be reproduced, except in full,
without the written consent of Pace Analytical Services, LLC.

Pace Analytical Services, LLC
7726 Moller Road
Indianapolis, IN 46268
(317)228-3100

QUALITY CONTROL DATA

Project: Eagle Valley P1R4
Pace Project No.: 50302825

QC Batch: 651615
QC Batch Method: EPA 3010
Analysis Method: EPA 6010
Analysis Description: 6010 MET Dissolved
Laboratory: Pace Analytical Services - Indianapolis
Associated Lab Samples: 50302825001, 50302825002

METHOD BLANK: 3003491 Matrix: Water
Associated Lab Samples: 50302825001, 50302825002

Parameter	Units	Blank Result	Reporting Limit	Analyzed	Qualifiers
Manganese, Dissolved	ug/L	ND	10.0	11/23/21 21:22	
Molybdenum, Dissolved	ug/L	ND	10.0	11/23/21 21:22	

LABORATORY CONTROL SAMPLE: 3003492

Parameter	Units	Spike Conc.	LCS Result	LCS % Rec	% Rec Limits	Qualifiers
Manganese, Dissolved	ug/L	1000	937	94	80-120	
Molybdenum, Dissolved	ug/L	1000	965	96	80-120	

MATRIX SPIKE & MATRIX SPIKE DUPLICATE: 3003493 3003494

Parameter	Units	50302724009 Result	MS Spike Conc.	MSD Spike Conc.	MS Result	MSD Result	MS % Rec	MSD % Rec	% Rec Limits	RPD	Max RPD	Qual
Manganese, Dissolved	ug/L	ND	1000	1000	927	914	92	91	75-125	1	20	
Molybdenum, Dissolved	ug/L	31.0	1000	1000	986	991	95	96	75-125	1	20	

Results presented on this page are in the units indicated by the "Units" column except where an alternate unit is presented to the right of the result.

REPORT OF LABORATORY ANALYSIS

This report shall not be reproduced, except in full,
without the written consent of Pace Analytical Services, LLC.

Pace Analytical Services, LLC
7726 Moller Road
Indianapolis, IN 46268
(317)228-3100

QUALITY CONTROL DATA

Project: Eagle Valley P1R4
Pace Project No.: 50302825

QC Batch: 651550
QC Batch Method: SM 2320B
Analysis Method: SM 2320B
Analysis Description: 2320B Alkalinity
Laboratory: Pace Analytical Services - Indianapolis
Associated Lab Samples: 50302825001, 50302825002

METHOD BLANK: 3003035 Matrix: Water
Associated Lab Samples: 50302825001, 50302825002

Parameter	Units	Blank Result	Reporting Limit	Analyzed	Qualifiers
Alkalinity, Total as CaCO3	mg/L	ND	2.0	11/19/21 18:02	
Alkalinity,Bicarbonate (CaCO3)	mg/L	ND	2.0	11/19/21 18:02	
Alkalinity,Carbonate (CaCO3)	mg/L	ND	2.0	11/19/21 18:02	

LABORATORY CONTROL SAMPLE: 3003036

Parameter	Units	Spike Conc.	LCS Result	LCS % Rec	% Rec Limits	Qualifiers
Alkalinity, Total as CaCO3	mg/L	50	50.4	101	90-110	

SAMPLE DUPLICATE: 3003037

Parameter	Units	50302867003 Result	Dup Result	RPD	Max RPD	Qualifiers
Alkalinity, Total as CaCO3	mg/L	506	480	5	20	
Alkalinity,Bicarbonate (CaCO3)	mg/L	506	480	5	20	
Alkalinity,Carbonate (CaCO3)	mg/L	ND	ND		20	

SAMPLE DUPLICATE: 3003038

Parameter	Units	50303092001 Result	Dup Result	RPD	Max RPD	Qualifiers
Alkalinity, Total as CaCO3	mg/L	133	142	7	20	
Alkalinity,Bicarbonate (CaCO3)	mg/L	133	142	7	20	
Alkalinity,Carbonate (CaCO3)	mg/L	<2.0	ND		20	

Results presented on this page are in the units indicated by the "Units" column except where an alternate unit is presented to the right of the result.

REPORT OF LABORATORY ANALYSIS

This report shall not be reproduced, except in full,
without the written consent of Pace Analytical Services, LLC.

Pace Analytical Services, LLC
7726 Moller Road
Indianapolis, IN 46268
(317)228-3100

QUALITY CONTROL DATA

Project: Eagle Valley P1R4
Pace Project No.: 50302825

QC Batch: 650807
QC Batch Method: SM 2540C
Analysis Method: SM 2540C
Analysis Description: 2540C Total Dissolved Solids
Laboratory: Pace Analytical Services - Indianapolis
Associated Lab Samples: 50302825001, 50302825002

METHOD BLANK: 2999474 Matrix: Water
Associated Lab Samples: 50302825001, 50302825002

Parameter	Units	Blank Result	Reporting Limit	Analyzed	Qualifiers
Total Dissolved Solids	mg/L	ND	10.0	11/17/21 06:53	

LABORATORY CONTROL SAMPLE: 2999475

Parameter	Units	Spike Conc.	LCS Result	LCS % Rec	% Rec Limits	Qualifiers
Total Dissolved Solids	mg/L	300	301	100	80-120	

SAMPLE DUPLICATE: 2999476

Parameter	Units	50302819001 Result	Dup Result	RPD	Max RPD	Qualifiers
Total Dissolved Solids	mg/L	567	573	1	10	

SAMPLE DUPLICATE: 2999477

Parameter	Units	50302819002 Result	Dup Result	RPD	Max RPD	Qualifiers
Total Dissolved Solids	mg/L	858	850	1	10	

Results presented on this page are in the units indicated by the "Units" column except where an alternate unit is presented to the right of the result.

REPORT OF LABORATORY ANALYSIS

This report shall not be reproduced, except in full,
without the written consent of Pace Analytical Services, LLC.

Pace Analytical Services, LLC
7726 Moller Road
Indianapolis, IN 46268
(317)228-3100

QUALITY CONTROL DATA

Project: Eagle Valley P1R4
Pace Project No.: 50302825

QC Batch: 651203
QC Batch Method: SM 4500-H+B
Analysis Method: SM 4500-H+B
Analysis Description: 4500H+B pH
Laboratory: Pace Analytical Services - Indianapolis
Associated Lab Samples: 50302825001, 50302825002

SAMPLE DUPLICATE: 3001237

Parameter	Units	50302553001 Result	Dup Result	RPD	Max RPD	Qualifiers
pH at 25 Degrees C	Std. Units	5.0	5.0	1	2	H3

SAMPLE DUPLICATE: 3001238

Parameter	Units	50302629010 Result	Dup Result	RPD	Max RPD	Qualifiers
pH at 25 Degrees C	Std. Units	7.4	7.5	1	2	H3

Results presented on this page are in the units indicated by the "Units" column except where an alternate unit is presented to the right of the result.

REPORT OF LABORATORY ANALYSIS

This report shall not be reproduced, except in full,
without the written consent of Pace Analytical Services, LLC.

Pace Analytical Services, LLC
7726 Moller Road
Indianapolis, IN 46268
(317)228-3100

QUALITY CONTROL DATA

Project: Eagle Valley P1R4
Pace Project No.: 50302825

QC Batch: 650903
QC Batch Method: SM 4500-S2-D
Analysis Method: SM 4500-S2-D
Analysis Description: 4500S2D Sulfide Water
Laboratory: Pace Analytical Services - Indianapolis
Associated Lab Samples: 50302825001, 50302825002

METHOD BLANK: 2999896 Matrix: Water
Associated Lab Samples: 50302825001, 50302825002

Parameter	Units	Blank Result	Reporting Limit	Analyzed	Qualifiers
Sulfide	mg/L	ND	0.10	11/17/21 15:25	

LABORATORY CONTROL SAMPLE: 2999897

Parameter	Units	Spike Conc.	LCS Result	LCS % Rec	% Rec Limits	Qualifiers
Sulfide	mg/L	0.5	0.50	100	90-110	

MATRIX SPIKE SAMPLE: 2999898

Parameter	Units	50302816001 Result	Spike Conc.	MS Result	MS % Rec	% Rec Limits	Qualifiers
Sulfide	mg/L	ND	0.5	0.61	122	90-110	M0

MATRIX SPIKE & MATRIX SPIKE DUPLICATE: 2999900 2999901

Parameter	Units	50302867003 Result	MS Spike Conc.	MSD Spike Conc.	MS Result	MSD Result	MS % Rec	MSD % Rec	% Rec Limits	RPD	Max RPD	Qual
Sulfide	mg/L	0.61J	0.5	0.5	0.99	1.0	77	78	90-110	1	20	M3

Results presented on this page are in the units indicated by the "Units" column except where an alternate unit is presented to the right of the result.

REPORT OF LABORATORY ANALYSIS

This report shall not be reproduced, except in full,
without the written consent of Pace Analytical Services, LLC.

Pace Analytical Services, LLC
7726 Moller Road
Indianapolis, IN 46268
(317)228-3100

QUALITY CONTROL DATA

Project: Eagle Valley P1R4
Pace Project No.: 50302825

QC Batch: 650305
QC Batch Method: EPA 353.2
Analysis Method: EPA 353.2
Analysis Description: 353.2 Nitrate + Nitrite, Unpres.
Laboratory: Pace Analytical Services - Indianapolis
Associated Lab Samples: 50302825001, 50302825002

METHOD BLANK: 2997512 Matrix: Water
Associated Lab Samples: 50302825001, 50302825002

Parameter	Units	Blank Result	Reporting Limit	Analyzed	Qualifiers
Nitrogen, Nitrate	mg/L	ND	0.10	11/13/21 17:58	
Nitrogen, Nitrite	mg/L	ND	0.10	11/13/21 17:58	

LABORATORY CONTROL SAMPLE: 2997513

Parameter	Units	Spike Conc.	LCS Result	LCS % Rec	% Rec Limits	Qualifiers
Nitrogen, Nitrate	mg/L	1	0.98	98	90-110	
Nitrogen, Nitrite	mg/L	1	1.1	108	90-110	

MATRIX SPIKE & MATRIX SPIKE DUPLICATE: 2997514 2997515

Parameter	Units	50302816001 Result	MS Spike Conc.	MSD Spike Conc.	MS Result	MSD Result	MS % Rec	MSD % Rec	% Rec Limits	RPD	Max RPD	Qual
Nitrogen, Nitrate	mg/L	1.0	1	1	2.0	2.0	104	103	90-110	0	20	
Nitrogen, Nitrite	mg/L	ND	1	1	1.1	1.1	111	111	90-110	0	20	M3

MATRIX SPIKE SAMPLE: 2997516

Parameter	Units	50302819002 Result	Spike Conc.	MS Result	MS % Rec	% Rec Limits	Qualifiers
Nitrogen, Nitrate	mg/L	ND	1	1.0	99	90-110	
Nitrogen, Nitrite	mg/L	ND	1	1.1	111	90-110	M0

Results presented on this page are in the units indicated by the "Units" column except where an alternate unit is presented to the right of the result.

REPORT OF LABORATORY ANALYSIS

This report shall not be reproduced, except in full,
without the written consent of Pace Analytical Services, LLC.

Pace Analytical Services, LLC
7726 Moller Road
Indianapolis, IN 46268
(317)228-3100

QUALITY CONTROL DATA

Project: Eagle Valley P1R4
Pace Project No.: 50302825

QC Batch: 652334
QC Batch Method: EPA 365.1
Analysis Method: EPA 365.1
Analysis Description: 365.1 Total Phosphorus
Laboratory: Pace Analytical Services - Indianapolis
Associated Lab Samples: 50302825001, 50302825002

METHOD BLANK: 3006326 Matrix: Water
Associated Lab Samples: 50302825001, 50302825002

Parameter	Units	Blank Result	Reporting Limit	Analyzed	Qualifiers
Phosphate as P04	mg/L	ND	0.15	11/29/21 10:02	

LABORATORY CONTROL SAMPLE: 3006327

Parameter	Units	Spike Conc.	LCS Result	LCS % Rec	% Rec Limits	Qualifiers
Phosphate as P04	mg/L		1.5			

MATRIX SPIKE & MATRIX SPIKE DUPLICATE: 3006328 3006329

Parameter	Units	50302816001 Result	MS Spike Conc.	MSD Spike Conc.	MS Result	MSD Result	MS % Rec	MSD % Rec	% Rec Limits	RPD	Max RPD	Qual
Phosphate as P04	mg/L	ND			1.5	1.6				2		

MATRIX SPIKE SAMPLE: 3006330

Parameter	Units	50302825002 Result	Spike Conc.	MS Result	MS % Rec	% Rec Limits	Qualifiers
Phosphate as P04	mg/L	ND		1.6			

Results presented on this page are in the units indicated by the "Units" column except where an alternate unit is presented to the right of the result.

REPORT OF LABORATORY ANALYSIS

This report shall not be reproduced, except in full,
without the written consent of Pace Analytical Services, LLC.

Pace Analytical Services, LLC
7726 Moller Road
Indianapolis, IN 46268
(317)228-3100

QUALITY CONTROL DATA

Project: Eagle Valley P1R4
Pace Project No.: 50302825

QC Batch: 652606
QC Batch Method: SM 5310C
Analysis Method: SM 5310C
Analysis Description: 5310C Total Organic Carbon
Laboratory: Pace Analytical Services - Indianapolis
Associated Lab Samples: 50302825001, 50302825002

METHOD BLANK: 3007571 Matrix: Water
Associated Lab Samples: 50302825001, 50302825002

Parameter	Units	Blank Result	Reporting Limit	Analyzed	Qualifiers
Total Organic Carbon	mg/L	ND	1.0	11/29/21 00:47	

LABORATORY CONTROL SAMPLE: 3007572

Parameter	Units	Spike Conc.	LCS Result	LCS % Rec	% Rec Limits	Qualifiers
Total Organic Carbon	mg/L	10	9.5	95	90-110	

MATRIX SPIKE & MATRIX SPIKE DUPLICATE: 3007573 3007574

Parameter	Units	50302867003 Result	MS Spike Conc.	MSD Spike Conc.	MS Result	MSD Result	MS % Rec	MSD % Rec	% Rec Limits	RPD	Max RPD	Qual
Total Organic Carbon	mg/L	15.5	10	10	25.1	25.0	96	95	80-120	0	20	

MATRIX SPIKE SAMPLE: 3007575

Parameter	Units	50302825002 Result	Spike Conc.	MS Result	MS % Rec	% Rec Limits	Qualifiers
Total Organic Carbon	mg/L	ND	10	10.6	96	80-120	

Results presented on this page are in the units indicated by the "Units" column except where an alternate unit is presented to the right of the result.

REPORT OF LABORATORY ANALYSIS

This report shall not be reproduced, except in full,
without the written consent of Pace Analytical Services, LLC.

Pace Analytical Services, LLC
7726 Moller Road
Indianapolis, IN 46268
(317)228-3100

QUALITY CONTROL DATA

Project: Eagle Valley P1R4
Pace Project No.: 50302825

QC Batch: 652753
QC Batch Method: SM 5310C
Analysis Method: SM 5310C
Analysis Description: 5310C Dissolved Organic Carbon
Laboratory: Pace Analytical Services - Indianapolis
Associated Lab Samples: 50302825001

METHOD BLANK: 3008001 Matrix: Water
Associated Lab Samples: 50302825001

Parameter	Units	Blank Result	Reporting Limit	Analyzed	Qualifiers
Dissolved Organic Carbon	mg/L	ND	1.0	11/29/21 18:06	

LABORATORY CONTROL SAMPLE: 3008002

Parameter	Units	Spike Conc.	LCS Result	LCS % Rec	% Rec Limits	Qualifiers
Dissolved Organic Carbon	mg/L	10	10.4	104	90-110	

MATRIX SPIKE & MATRIX SPIKE DUPLICATE: 3008003 3008004

Parameter	Units	50302720005 Result	MS Spike Conc.	MSD Spike Conc.	MS Result	MSD Result	MS % Rec	MSD % Rec	% Rec Limits	RPD	Max RPD	Qual
Dissolved Organic Carbon	mg/L	20.1	40	40	62.5	62.3	106	106	80-120	0	20	

MATRIX SPIKE SAMPLE: 3008005

Parameter	Units	50302816002 Result	Spike Conc.	MS Result	MS % Rec	% Rec Limits	Qualifiers
Dissolved Organic Carbon	mg/L	ND	10	10.5	100	80-120	

Results presented on this page are in the units indicated by the "Units" column except where an alternate unit is presented to the right of the result.

REPORT OF LABORATORY ANALYSIS

This report shall not be reproduced, except in full,
without the written consent of Pace Analytical Services, LLC.

Pace Analytical Services, LLC
7726 Moller Road
Indianapolis, IN 46268
(317)228-3100

QUALITY CONTROL DATA

Project: Eagle Valley P1R4
Pace Project No.: 50302825

QC Batch: 652754
QC Batch Method: SM 5310C
Analysis Method: SM 5310C
Analysis Description: 5310C Dissolved Organic Carbon
Laboratory: Pace Analytical Services - Indianapolis
Associated Lab Samples: 50302825002

METHOD BLANK: 3008006 Matrix: Water
Associated Lab Samples: 50302825002

Parameter	Units	Blank Result	Reporting Limit	Analyzed	Qualifiers
Dissolved Organic Carbon	mg/L	ND	1.0	11/29/21 23:30	

LABORATORY CONTROL SAMPLE: 3008007

Parameter	Units	Spike Conc.	LCS Result	LCS % Rec	% Rec Limits	Qualifiers
Dissolved Organic Carbon	mg/L	10	10.4	104	90-110	

MATRIX SPIKE & MATRIX SPIKE DUPLICATE: 3008008 3008009

Parameter	Units	50302867003 Result	MS Spike Conc.	MSD Spike Conc.	MS Result	MSD Result	MS % Rec	MSD % Rec	% Rec Limits	RPD	Max RPD	Qual
Dissolved Organic Carbon	mg/L	16.9	40	40	58.0	58.6	103	104	80-120	1	20	

Results presented on this page are in the units indicated by the "Units" column except where an alternate unit is presented to the right of the result.

REPORT OF LABORATORY ANALYSIS

This report shall not be reproduced, except in full,
without the written consent of Pace Analytical Services, LLC.

Pace Analytical Services, LLC
7726 Moller Road
Indianapolis, IN 46268
(317)228-3100

ANALYTICAL RESULTS - RADIOCHEMISTRY

Project: Eagle Valley P1R4
Pace Project No.: 50302825

Sample: MW-10I **Lab ID: 50302825001** Collected: 11/12/21 12:02 Received: 11/12/21 15:45 Matrix: Water
PWS: Site ID: Sample Type:

Parameters	Method	Act ± Unc (MDC) Carr Trac	Units	Analyzed	CAS No.	Qual
	Pace Analytical Services - Greensburg					
Radium-226	EPA 903.1	**0.861 ± 0.640 (0.842) C:NA T:88%**	pCi/L	12/07/21 14:05	13982-63-3	
	Pace Analytical Services - Greensburg					
Radium-228	EPA 904.0	**0.660 ± 0.543 (1.08) C:68% T:89%**	pCi/L	12/07/21 17:29	15262-20-1	
	Pace Analytical Services - Greensburg					
Total Radium	Total Radium Calculation	**1.52 ± 1.18 (1.92)**	pCi/L	12/08/21 14:55	7440-14-4	

This report shall not be reproduced, except in full,
without the written consent of Pace Analytical Services, LLC.

Pace Analytical Services, LLC
7726 Moller Road
Indianapolis, IN 46268
(317)228-3100

ANALYTICAL RESULTS - RADIOCHEMISTRY

Project: Eagle Valley P1R4
Pace Project No.: 50302825

Sample: MW-10D **Lab ID: 50302825002** Collected: 11/12/21 14:16 Received: 11/12/21 15:45 Matrix: Water
PWS: Site ID: Sample Type:

Parameters	Method	Act ± Unc (MDC) Carr Trac	Units	Analyzed	CAS No.	Qual
	Pace Analytical Services - Greensburg					
Radium-226	EPA 903.1	**0.509 ± 0.474 (0.624) C:NA T:85%**	pCi/L	12/07/21 14:18	13982-63-3	
	Pace Analytical Services - Greensburg					
Radium-228	EPA 904.0	**1.25 ± 0.655 (1.18) C:70% T:91%**	pCi/L	12/07/21 17:28	15262-20-1	
	Pace Analytical Services - Greensburg					
Total Radium	Total Radium Calculation	**1.76 ± 1.13 (1.80)**	pCi/L	12/08/21 14:55	7440-14-4	

This report shall not be reproduced, except in full,
without the written consent of Pace Analytical Services, LLC.

Pace Analytical Services, LLC
7726 Moller Road
Indianapolis, IN 46268
(317)228-3100

QUALITY CONTROL - RADIOCHEMISTRY

Project: Eagle Valley P1R4
Pace Project No.: 50302825

QC Batch: 473873
QC Batch Method: EPA 903.1
Analysis Method: EPA 903.1
Analysis Description: 903.1 Radium-226
Laboratory: Pace Analytical Services - Greensburg
Associated Lab Samples: 50302825001, 50302825002

METHOD BLANK: 2289219
Matrix: Water
Associated Lab Samples: 50302825001, 50302825002

Parameter	Act ± Unc (MDC) Carr Trac	Units	Analyzed	Qualifiers
Radium-226	0.178 ± 0.387 (0.713) C:NA T:96%	pCi/L	12/07/21 13:51	

Results presented on this page are in the units indicated by the "Units" column except where an alternate unit is presented to the right of the result.

REPORT OF LABORATORY ANALYSIS

This report shall not be reproduced, except in full,
without the written consent of Pace Analytical Services, LLC.

Pace Analytical Services, LLC
7726 Moller Road
Indianapolis, IN 46268
(317)228-3100

QUALITY CONTROL - RADIOCHEMISTRY

Project: Eagle Valley P1R4
Pace Project No.: 50302825

QC Batch: 473876
QC Batch Method: EPA 904.0
Analysis Method: EPA 904.0
Analysis Description: 904.0 Radium 228
Laboratory: Pace Analytical Services - Greensburg
Associated Lab Samples: 50302825001, 50302825002

METHOD BLANK: 2289221 Matrix: Water
Associated Lab Samples: 50302825001, 50302825002

Parameter	Act ± Unc (MDC) Carr Trac	Units	Analyzed	Qualifiers
Radium-228	0.560 ± 0.330 (0.597) C:73% T:85%	pCi/L	12/07/21 11:24	

Results presented on this page are in the units indicated by the "Units" column except where an alternate unit is presented to the right of the result.

REPORT OF LABORATORY ANALYSIS

This report shall not be reproduced, except in full,
without the written consent of Pace Analytical Services, LLC.

Pace Analytical Services, LLC
7726 Moller Road
Indianapolis, IN 46268
(317)228-3100

QUALIFIERS

Project: Eagle Valley P1R4
Pace Project No.: 50302825

DEFINITIONS

DF - Dilution Factor, if reported, represents the factor applied to the reported data due to dilution of the sample aliquot.

ND - Not Detected at or above adjusted reporting limit.

TNTC - Too Numerous To Count

J - Estimated concentration above the adjusted method detection limit and below the adjusted reporting limit.

MDL - Adjusted Method Detection Limit.

PQL - Practical Quantitation Limit.

RL - Reporting Limit - The lowest concentration value that meets project requirements for quantitative data with known precision and bias for a specific analyte in a specific matrix.

S - Surrogate

1,2-Diphenylhydrazine decomposes to and cannot be separated from Azobenzene using Method 8270. The result for each analyte is a combined concentration.

Consistent with EPA guidelines, unrounded data are displayed and have been used to calculate % recovery and RPD values.

LCS(D) - Laboratory Control Sample (Duplicate)

MS(D) - Matrix Spike (Duplicate)

DUP - Sample Duplicate

RPD - Relative Percent Difference

NC - Not Calculable.

SG - Silica Gel - Clean-Up

U - Indicates the compound was analyzed for, but not detected.

N-Nitrosodiphenylamine decomposes and cannot be separated from Diphenylamine using Method 8270. The result reported for each analyte is a combined concentration.

Reported results are not rounded until the final step prior to reporting. Therefore, calculated parameters that are typically reported as "Total" may vary slightly from the sum of the reported component parameters.

Act - Activity

Unc - Uncertainty: SDWA = 1.96 sigma count uncertainty, all other matrices = Expanded Uncertainty (95% confidence interval). Gamma Spec = Expanded Uncertainty (95.4% Confidence Interval)

(MDC) - Minimum Detectable Concentration

Trac - Tracer Recovery (%)

Carr - Carrier Recovery (%)

Pace Analytical is TNI accredited. Contact your Pace PM for the current list of accredited analytes.

TNI - The NELAC Institute.

ANALYTE QUALIFIERS

E	Analyte concentration exceeded the calibration range. The reported result is estimated.
H3	Sample was received or analysis requested beyond the recognized method holding time.
M0	Matrix spike recovery and/or matrix spike duplicate recovery was outside laboratory control limits.
M3	Matrix spike recovery was outside laboratory control limits due to matrix interferences.
N2	The lab does not hold NELAC/TNI accreditation for this parameter but other accreditations/certifications may apply. A complete list of accreditations/certifications is available upon request.
P6	Matrix spike recovery was outside laboratory control limits due to a parent sample concentration notably higher than the spike level.

This report shall not be reproduced, except in full,
without the written consent of Pace Analytical Services, LLC.

Pace Analytical Services, LLC
7726 Moller Road
Indianapolis, IN 46268
(317)228-3100

QUALITY CONTROL DATA CROSS REFERENCE TABLE

Project: Eagle Valley P1R4
Pace Project No.: 50302825

Lab ID	Sample ID	QC Batch Method	QC Batch	Analytical Method	Analytical Batch
50302825001	**MW-10I**	EPA 9056	650577		
50302825002	**MW-10D**	EPA 9056	650730		
50302825001	**MW-10I**	EPA 3010	651265	EPA 6010	652480
50302825001	**MW-10I**	EPA 3010	652635	EPA 6010	652812
50302825002	**MW-10D**	EPA 3010	651265	EPA 6010	652480
50302825002	**MW-10D**	EPA 3010	652635	EPA 6010	652812
50302825001	**MW-10I**	EPA 3010	651615	EPA 6010	652312
50302825002	**MW-10D**	EPA 3010	651615	EPA 6010	652312
50302825001	**MW-10I**	EPA 903.1	473873		
50302825002	**MW-10D**	EPA 903.1	473873		
50302825001	**MW-10I**	EPA 904.0	473876		
50302825002	**MW-10D**	EPA 904.0	473876		
50302825001	**MW-10I**	Total Radium Calculation	475472		
50302825002	**MW-10D**	Total Radium Calculation	475472		
50302825001	**MW-10I**	SM 2320B	651550		
50302825002	**MW-10D**	SM 2320B	651550		
50302825001	**MW-10I**	SM 2540C	650807		
50302825002	**MW-10D**	SM 2540C	650807		
50302825001	**MW-10I**	SM 4500-H+B	651203		
50302825002	**MW-10D**	SM 4500-H+B	651203		
50302825001	**MW-10I**	SM 4500-S2-D	650903		
50302825002	**MW-10D**	SM 4500-S2-D	650903		
50302825001	**MW-10I**	EPA 353.2	650305		
50302825002	**MW-10D**	EPA 353.2	650305		
50302825001	**MW-10I**	EPA 365.1	652334	EPA 365.1	652591
50302825002	**MW-10D**	EPA 365.1	652334	EPA 365.1	652591
50302825001	**MW-10I**	SM 5310C	652606		
50302825002	**MW-10D**	SM 5310C	652606		
50302825001	**MW-10I**	SM 5310C	652753		
50302825002	**MW-10D**	SM 5310C	652754		

This report shall not be reproduced, except in full,
without the written consent of Pace Analytical Services, LLC.

Pace Analytical
WWW.PACELABS.COM

CHAIN-OF-CUSTODY / Analytical Request Do

The Chain-of-Custody is a LEGAL DOCUMENT. All relevant fields must

WO# : 50302825

50302825

Section A Required Client Information:	Section B Required Project Information:	Section C Invoice Information:	
Company: ATC Group Services	Report To: Mark Breting	Attention:	
Address: 7988 Centerpoint Drive	Copy To:	Company Name:	Regulatory Agency
Indianapolis, IN 46256		Address:	
Email: mark.breting@atcassociates.com	Purchase Order #:	Pace Quote:	
Phone: NONE Fax:	Project Name: Eagle Valley Profile 1 Report 4	Pace Project Manager: hayden.putt@pacelabs.com	State / Location
Requested Due Date:	Project #:	Pace Profile #: 6246 Line 29	IN

ITEM #	SAMPLE ID One Character per box. (A-Z, 0-9 / , -) Sample Ids must be unique MATRIX / CODE: Drinking Water DW; Water WT; Waste Water WW; Product P; Soil/Solid SL; Oil OL; Wipe WP; Air AR; Other OT; Tissue TS	MATRIX CODE (see valid codes to left)	SAMPLE TYPE (G=GRAB C=COMP)	COLLECTED START DATE	COLLECTED START TIME	COLLECTED END DATE	COLLECTED END TIME	SAMPLE TEMP AT COLLECTION	# OF CONTAINERS	Preservatives: Unpreserved	H2SO4	HNO3	HCl	NaOH + ZnAcetate	Na2S2O3	Methanol	Other	Analyses Test Y/N	TDS/ NO3,NO2-Wet	(Cl, F, SO4) IC	Metals, Total*	Metals Diss. Field Filtered**	Rad-228	Rad-226	Alkalinity, Ferrous Iron, pH	TOC by 5310C	DOC by 5310C	Sulfide	Phosphate		Residual Chlorine (Y/N)	
	Requested Analysis Filtered (Y/N)																	Y								Y						
1	MW-10I	WT				11/12/21	1202		11	3	3	4		1				X	X	X	X	X	X	X	X	X	X	X			001
2	MW-10D	WT				11/12/21	1416		11	3	3	4		1				X	X	X	X	X	X	X	X	X	X	X			002
3																																
4																																
5																																
6																																
7																																
8																																
9																																
10																																
11																																
12																																

ADDITIONAL COMMENTS	RELINQUISHED BY / AFFILIATION	DATE	TIME	ACCEPTED BY / AFFILIATION	DATE	TIME	SAMPLE CONDITIONS			
* Metals: 6010 (Al, Ba, B, Fe, Mn, Mo, Ca, Mg, Na, K, Li, SiO2)	Mark Breting/ATCAS	11/12/21	1545		11/12/21	1345	1.1	Y	N	Y
6020 (Co, As, Se, Sb),										
** Dissolved FF 6010 (Mo, Mn)										
Alkalinity = (Total , Bicarb & Carb)										

SAMPLER NAME AND SIGNATURE			
PRINT Name of SAMPLER: Mark Breting		TEMP in C	
SIGNATURE of SAMPLER: Mark Breting	DATE Signed: 11/12/21	Received on Ice (Y/N)	
		Custody Sealed Cooler (Y/N)	
		Samples Intact (Y/N)	

F-IN-Q-290-rev.21, 02Feb2021

Pace Analytical®

SAMPLE CONDITION UPON RECEIPT FORM

Date/Time and Initials of person examining contents: MCS 11/12/21 1587

1. **Courier:** ☐ FED EX ☐ UPS ☑ CLIENT ☐ PACE ☐ USPS ☐ OTHER _____

2. **Custody Seal on Cooler/Box Present:** ☐ Yes ☑ No

(If yes)Seals Intact: ☐ Yes ☐ No **(leave blank if no seals were present)**

3. **Thermometer:** 1 2 3 4 5 6 A B C (D) E F

4. **Cooler Temperature:** 1.1 | 1.1 °C
Temp should be above freezing to 6°C **(Initial/Corrected)**

5. **Packing Material:** ☐ Bubble Wrap ☑ Bubble Bags ☐ None ☐ Other _____

6. **Ice Type:** ☑ Wet ☐ Blue ☐ None

7. **If temp. is over 6°C or under 0°C, was the PM notified?:** ☐ Yes ☐ No

All discrepancies will be written out in the comments section below.

	Yes	No		Yes	No	N/A
USDA Regulated Soils? (HI, ID, NY, WA, OR,CA, NM, TX, OK, AR, LA, TN, AL, MS, NC, SC, GA, FL, or Puerto Rico)		✓	All containers needing acid/base pres. Have been CHECKED?: **exceptions: VOA, coliform, LLHg, O&G, and any container with a septum cap or preserved with HCl.** Circle: **HNO3 (<2) H2SO4 (<2) NaOH (>10) NaOH/ZnAc (>9)** Any non-conformance to pH recommendations will be noted on the container count form	✓		
Short Hold Time Analysis (48 hours or less)? Analysis: N02 / N03	✓					
Time 5035A TC placed in Freezer or Short Holds To Lab	Time:			Present	Absent	N/A
			Residual Chlorine Check (SVOC 625 Pest/PCB 608)			✓
Rush TAT Requested (4 days or less):		✓	Residual Chlorine Check (Total/Amenable/Free Cyanide)			✓
Custody Signatures Present?	✓		Headspace Wisconsin Sulfide?			✓
Containers Intact?:	✓		Headspace in VOA Vials (>6mm): See Containter Count form for details	Present	Absent	No VOA Vials Sent ✓
Sample Label (IDs/Dates/Times) Match COC?: Except TCs, which only require sample ID	✓		Trip Blank Present?		✓	
Extra labels on Terracore Vials? (soils only)		✓	Trip Blank Custody Seals?:			✓

COMMENTS:

COC PAGE ____ of ____

Sample Container Count

SBS
DI
MeOH (only)
BK
Kit

** Place a RED dot on containers that are out of conformance **

COC Line Item	WGFU	R	DG9H VG9H	VOA VIAL HS (>6mm)	VG9U	DG9U	VG9T	AG0U	AG1H	AG1U	AG2U	AG3S	AG3SF	AG3C	BP1U	BP1N	BP2U	BP3U	BP3N	BP3F	BP3S	BP3B	BP3Z	CG3H	Syringe Kit			Matrix	HNO3/ H2SO4 pH <2	NaOH/ ZNAc pH >9	NaOH pH>10
1												1	1			2	1	2	1	1	1		1					WT	✓	✓	
2												1	1			2	1	2	1	1	1		1					WT	✓	✓	
3																															
4																															
5																															
6																															
7																															
8																															
9																															
10																															
11																															
12																															

Container Codes

Glass

DG9H	40mL HCl amber voa vial	BG1T	1L Na Thiosulfate clear glass	BP1B	1L NaOH plastic
DG9P	40mL TSP amber vial	BG1U	1L unpreserved glass	BP1N	1L HNO3 plastic
DG9S	40mL H2SO4 amber vial	BG3H	250mL HCl Clear Glass	BP1S	1L H2SO4 plastic
DG9T	40mL Na Thio amber vial	BG3U	250mL Unpres Clear Glass	BP1U	1L unpreserved plastic
DG9U	40mL unpreserved amber vial	AG0U	100mL unpres amber glass	BP1Z	1L NaOH, Zn, Ac
VG9H	40mL HCl clear vial	AG1H	1L HCl amber glass	BP2N	500mL HNO3 plastic
VG9T	40mL Na Thio. clear vial	AG1S	1L H2SO4 amber glass	BP2C	500mL NaOH plastic
VG9U	40mL unpreserved clear vial	AG1T	1L Na Thiosulfate amber glass	BP2S	500mL H2SO4 plastic
I	40mL w/hexane wipe vial	AG1U	1liter unpres amber glass	BP2U	500mL unpreserved plastic
WGKU	8oz unpreserved clear jar	AG2N	500mL HNO3 amber glass	BP2Z	500mL NaOH, Zn Ac
WGFU	4oz clear soil jar	AG2S	500mL H2SO4 amber glass	BP3B	250mL NaOH plastic
JGFU	4oz unpreserved amber wide	AG2U	500mL unpres amber glass	BP3N	250mL HNO3 plastic
CG3H	250mL clear glass HCl	AG3S	250mL H2SO4 amber glass	BP3F	250mL HNO3 plastic-field filtered
BG1H	1L HCl clear glass	AG3SF	250mL H2SO4 amb glass -field filtered	BP3U	250mL unpreserved plastic
BG1S	1L H2SO4 clear glass	AG3U	250mL unpres amber glass	BP3S	250mL H2SO4 plastic
GN	General	AG3C	250mL NaOH amber glass	BP3Z	250mL NaOH, ZnAc plastic

Plastic / Misc.

BP4U	125mL unpreserved plastic
BP4N	125mL HNO3 plastic
BP4S	125mL H2SO4 plastic

Syringe Kit	LL Cr+6 sampling kit

AF	Air Filter
C	Air Cassettes
R	Terracore kit
SP5T	120mL Coliform Na Thiosulfate
U	Summa Can
ZPLC	Ziploc Bag

WT		Water	
SL		Solid	
NAL	OL	Non-aqueous liquid	Oil
WP		Wipe	

Pace Analytical Services, LLC
7726 Moller Road
Indianapolis, IN 46268
(317)228-3100

February 21, 2022

Mr. Mark Breting
ATC Group Services
7988 Centerpoint Drive
Suite 100
Indianapolis, IN 46256

RE: Project: Eagle Valley P1R3
Pace Project No.: 50303114

Dear Mr. Breting:

Enclosed are the analytical results for sample(s) received by the laboratory on November 17, 2021. The results relate only to the samples included in this report. Results reported herein conform to the applicable TNI/NELAC Standards and the laboratory's Quality Manual, where applicable, unless otherwise noted in the body of the report.

The test results provided in this final report were generated by each of the following laboratories within the Pace Network:

- Pace Analytical Services - Indianapolis
- Pace Analytical Services - Greensburg

If you have any questions concerning this report, please feel free to contact me.

Sincerely,

Hayden Putt
hayden.putt@pacelabs.com
(317)228-3145
Project Manager

Enclosures

cc: Mr. Robert Miller, Haley & Aldrich

This report shall not be reproduced, except in full,
without the written consent of Pace Analytical Services, LLC.

Pace Analytical Services, LLC
7726 Moller Road
Indianapolis, IN 46268
(317)228-3100

CERTIFICATIONS

Project: Eagle Valley P1R3
Pace Project No.: 50303114

Pace Analytical Services Pennsylvania

1638 Roseytown Rd Suites 2,3&4, Greensburg, PA 15601
ANAB DOD-ELAP Rad Accreditation #: L2417
Alabama Certification #: 41590
Arizona Certification #: AZ0734
Arkansas Certification
California Certification #: 04222CA
Colorado Certification #: PA01547
Connecticut Certification #: PH-0694
Delaware Certification
EPA Region 4 DW Rad
Florida/TNI Certification #: E87683
Georgia Certification #: C040
Florida: Cert E871149 SEKS WET
Guam Certification
Hawaii Certification
Idaho Certification
Illinois Certification
Indiana Certification
Iowa Certification #: 391
Kansas/TNI Certification #: E-10358
Kentucky Certification #: KY90133
KY WW Permit #: KY0098221
KY WW Permit #: KY0000221
Louisiana DHH/TNI Certification #: LA180012
Louisiana DEQ/TNI Certification #: 4086
Maine Certification #: 2017020
Maryland Certification #: 308
Massachusetts Certification #: M-PA1457
Michigan/PADEP Certification #: 9991
Missouri Certification #: 235
Montana Certification #: Cert0082
Nebraska Certification #: NE-OS-29-14
Nevada Certification #: PA014572018-1
New Hampshire/TNI Certification #: 297617
New Jersey/TNI Certification #: PA051
New Mexico Certification #: PA01457
New York/TNI Certification #: 10888
North Carolina Certification #: 42706
North Dakota Certification #: R-190
Ohio EPA Rad Approval: #41249
Oregon/TNI Certification #: PA200002-010
Pennsylvania/TNI Certification #: 65-00282
Puerto Rico Certification #: PA01457
Rhode Island Certification #: 65-00282
South Dakota Certification
Tennessee Certification #: 02867
Texas/TNI Certification #: T104704188-17-3
Utah/TNI Certification #: PA014572017-9
USDA Soil Permit #: P330-17-00091
Vermont Dept. of Health: ID# VT-0282
Virgin Island/PADEP Certification
Virginia/VELAP Certification #: 460198
Washington Certification #: C868
West Virginia DEP Certification #: 143
West Virginia DHHR Certification #: 9964C
Wisconsin Approve List for Rad
Wyoming Certification #: 8TMS-L

Pace Analytical Services Indianapolis

7726 Moller Road, Indianapolis, IN 46268
Illinois Accreditation #: 200074
Indiana Drinking Water Laboratory #: C-49-06
Kansas/TNI Certification #: E-10177
Kentucky UST Agency Interest #: 80226
Kentucky WW Laboratory ID #: 98019
Michigan Drinking Water Laboratory #9050
Ohio VAP Certified Laboratory #: CL0065
Oklahoma Laboratory #: 9204
Texas Certification #: T104704355
Wisconsin Laboratory #: 999788130
USDA Soil Permit #: P330-19-00257

This report shall not be reproduced, except in full,
without the written consent of Pace Analytical Services, LLC.

Pace Analytical Services, LLC
7726 Moller Road
Indianapolis, IN 46268
(317)228-3100

SAMPLE SUMMARY

Project: Eagle Valley P1R3
Pace Project No.: 50303114

Lab ID	Sample ID	Matrix	Date Collected	Date Received
50303114001	**MW-13S**	Water	11/16/21 15:15	11/17/21 12:15
50303114002	**MW-13I**	Water	11/16/21 13:00	11/17/21 12:15
50303114003	**MW-13I MS**	Water	11/16/21 13:00	11/17/21 12:15
50303114004	**MW-13I MSD**	Water	11/16/21 13:00	11/17/21 12:15
50303114005	**MW-13D**	Water	11/16/21 11:15	11/17/21 12:15
50303114006	**DUP**	Water	11/16/21 08:00	11/17/21 12:15
50303114007	**FB**	Water	11/16/21 11:30	11/17/21 12:15

This report shall not be reproduced, except in full,
without the written consent of Pace Analytical Services, LLC.

Pace Analytical Services, LLC
7726 Moller Road
Indianapolis, IN 46268
(317)228-3100

SAMPLE ANALYTE COUNT

Project: Eagle Valley P1R3
Pace Project No.: 50303114

Lab ID	Sample ID	Method	Analysts	Analytes Reported	Laboratory
50303114001	**MW-13S**	EPA 9056	RMR	3	PASI-I
		EPA 6010	JDG	12	PASI-I
		EPA 6010	RAM	2	PASI-I
		EPA 6020	CAW	4	PASI-I
		EPA 903.1	SLC	1	PASI-PA
		EPA 904.0	JC2	1	PASI-PA
		Total Radium Calculation	JAL	1	PASI-PA
		SM 2320B	SWJ	3	PASI-I
		SM 2540C	OAS	1	PASI-I
		SM 4500-H+B	TKG	1	PASI-I
		SM 4500-S2-D	ZM	1	PASI-I
		HACH 8146	ZM	1	PASI-I
		EPA 353.2	SKK	2	PASI-I
		EPA 365.1	GWA	1	PASI-I
		SM 5310C	GWA	1	PASI-I
		SM 5310C	GWA	1	PASI-I
50303114002	**MW-13I**	EPA 9056	RMR	3	PASI-I
		EPA 6010	JDG	12	PASI-I
		EPA 6010	RAM	2	PASI-I
		EPA 6020	CAW	4	PASI-I
		EPA 903.1	SLC	1	PASI-PA
		EPA 904.0	JC2	1	PASI-PA
		Total Radium Calculation	JAL	1	PASI-PA
		SM 2320B	SWJ	3	PASI-I
		SM 2540C	OAS	1	PASI-I
		SM 4500-H+B	TKG	1	PASI-I
		SM 4500-S2-D	ZM	1	PASI-I
		HACH 8146	ZM	1	PASI-I
		EPA 353.2	SKK	2	PASI-I
		EPA 365.1	GWA	1	PASI-I
		SM 5310C	GWA	1	PASI-I
		SM 5310C	GWA	1	PASI-I
50303114003	**MW-13I MS**	EPA 903.1	SLC	1	PASI-PA
		EPA 904.0	JC2	1	PASI-PA
50303114004	**MW-13I MSD**	EPA 903.1	SLC	1	PASI-PA
		EPA 904.0	JC2	1	PASI-PA
50303114005	**MW-13D**	EPA 9056	RMR	3	PASI-I

REPORT OF LABORATORY ANALYSIS

This report shall not be reproduced, except in full,
without the written consent of Pace Analytical Services, LLC.

Pace Analytical Services, LLC
7726 Moller Road
Indianapolis, IN 46268
(317)228-3100

SAMPLE ANALYTE COUNT

Project: Eagle Valley P1R3
Pace Project No.: 50303114

Lab ID	Sample ID	Method	Analysts	Analytes Reported	Laboratory
		EPA 6010	JDG	12	PASI-I
		EPA 6010	RAM	2	PASI-I
		EPA 6020	CAW	4	PASI-I
		EPA 903.1	SLC	1	PASI-PA
		EPA 904.0	JC2	1	PASI-PA
		Total Radium Calculation	JAL	1	PASI-PA
		SM 2320B	SWJ	3	PASI-I
		SM 2540C	OAS	1	PASI-I
		SM 4500-H+B	TKG	1	PASI-I
		SM 4500-S2-D	ZM	1	PASI-I
		HACH 8146	ZM	1	PASI-I
		EPA 353.2	SKK	2	PASI-I
		EPA 365.1	GWA	1	PASI-I
		SM 5310C	GWA	1	PASI-I
		SM 5310C	GWA	1	PASI-I
50303114006	**DUP**	EPA 9056	RMR	3	PASI-I
		EPA 6010	JDG	12	PASI-I
		EPA 6010	RAM	2	PASI-I
		EPA 6020	CAW	4	PASI-I
		EPA 903.1	SLC	1	PASI-PA
		EPA 904.0	JC2	1	PASI-PA
		Total Radium Calculation	JAL	1	PASI-PA
		SM 2320B	SWJ	3	PASI-I
		SM 2540C	OAS	1	PASI-I
		SM 4500-H+B	TKG	1	PASI-I
		SM 4500-S2-D	ZM	1	PASI-I
		HACH 8146	ZM	1	PASI-I
		EPA 353.2	SKK	2	PASI-I
		EPA 365.1	GWA	1	PASI-I
		SM 5310C	GWA	1	PASI-I
		SM 5310C	GWA	1	PASI-I
50303114007	**FB**	EPA 9056	RMR	3	PASI-I
		EPA 6010	JDG	12	PASI-I
		EPA 6020	CAW	4	PASI-I
		EPA 903.1	SLC	1	PASI-PA
		EPA 904.0	JC2	1	PASI-PA
		Total Radium Calculation	JAL	1	PASI-PA

This report shall not be reproduced, except in full,
without the written consent of Pace Analytical Services, LLC.

Pace Analytical Services, LLC
7726 Moller Road
Indianapolis, IN 46268
(317)228-3100

SAMPLE ANALYTE COUNT

Project: Eagle Valley P1R3
Pace Project No.: 50303114

Lab ID	Sample ID	Method	Analysts	Analytes Reported	Laboratory
		SM 2320B	SWJ	3	PASI-I
		SM 2540C	OAS	1	PASI-I
		SM 4500-H+B	TKG	1	PASI-I
		SM 4500-S2-D	ZM	1	PASI-I
		HACH 8146	ZM	1	PASI-I
		EPA 353.2	SKK	2	PASI-I
		EPA 365.1	GWA	1	PASI-I
		SM 5310C	GWA	1	PASI-I

PASI-I = Pace Analytical Services - Indianapolis
PASI-PA = Pace Analytical Services - Greensburg

This report shall not be reproduced, except in full,
without the written consent of Pace Analytical Services, LLC.

Pace Analytical Services, LLC
7726 Moller Road
Indianapolis, IN 46268
(317)228-3100

SUMMARY OF DETECTION

Project: Eagle Valley P1R3
Pace Project No.: 50303114

Lab Sample ID / Method	Client Sample ID / Parameters	Result	Units	Report Limit	Analyzed	Qualifiers
50303114001	**MW-13S**					
EPA 9056	Chloride	22.8	mg/L	2.5	11/21/21 19:19	
EPA 9056	Sulfate	15.1	mg/L	0.25	11/18/21 20:50	
EPA 6010	Barium	50.4	ug/L	10.0	11/29/21 12:17	
EPA 6010	Calcium	114000	ug/L	1000	11/29/21 12:17	
EPA 6010	Magnesium	29500	ug/L	1000	11/29/21 12:17	
EPA 6010	Potassium	3000	ug/L	1000	11/29/21 12:17	
EPA 6010	Silica	14200	ug/L	450	11/29/21 12:17	N2
EPA 6010	Sodium	12000	ug/L	1000	11/29/21 12:17	
EPA 903.1	Radium-226	0.348 ± 0.324 (0.427) C:NA T:95%	pCi/L		12/23/21 13:16	
EPA 904.0	Radium-228	0.161 ± 0.355 (0.788) C:66% T:89%	pCi/L		12/29/21 14:56	
Total Radium Calculation	Total Radium	0.509 ± 0.679 (1.22)	pCi/L		01/06/22 08:22	
SM 2320B	Alkalinity, Total as CaCO3	372	mg/L	2.0	11/22/21 15:20	
SM 2320B	Alkalinity,Bicarbonate (CaCO3)	372	mg/L	2.0	11/22/21 15:20	
SM 2540C	Total Dissolved Solids	422	mg/L	10.0	11/18/21 09:04	
SM 4500-H+B	pH at 25 Degrees C	7.1	Std. Units	0.10	11/18/21 15:25	H3
EPA 353.2	Nitrogen, Nitrate	9.4	mg/L	0.50	11/17/21 16:16	
50303114002	**MW-13I**					
EPA 9056	Chloride	40.4	mg/L	2.5	11/21/21 19:01	
EPA 9056	Sulfate	29.4	mg/L	2.5	11/21/21 19:01	
EPA 6010	Barium	37.9	ug/L	10.0	11/29/21 12:19	
EPA 6010	Calcium	96500	ug/L	1000	11/29/21 12:19	
EPA 6010	Magnesium	30600	ug/L	1000	11/29/21 12:19	
EPA 6010	Potassium	1680	ug/L	1000	11/29/21 12:19	
EPA 6010	Silica	16700	ug/L	450	11/29/21 12:19	N2
EPA 6010	Sodium	9780	ug/L	1000	11/29/21 12:19	
EPA 903.1	Radium-226	0.430 ± 0.369 (0.500) C:NA T:92%	pCi/L		12/23/21 13:16	
EPA 904.0	Radium-228	0.151 ± 0.327 (0.725) C:71% T:93%	pCi/L		12/29/21 14:56	
Total Radium Calculation	Total Radium	0.581 ± 0.696 (1.23)	pCi/L		01/06/22 08:22	
SM 2320B	Alkalinity, Total as CaCO3	303	mg/L	2.0	11/22/21 15:20	
SM 2320B	Alkalinity,Bicarbonate (CaCO3)	303	mg/L	2.0	11/22/21 15:20	
SM 2540C	Total Dissolved Solids	393	mg/L	10.0	11/18/21 09:04	
SM 4500-H+B	pH at 25 Degrees C	7.2	Std. Units	0.10	11/18/21 15:22	H3

This report shall not be reproduced, except in full,
without the written consent of Pace Analytical Services, LLC.

Pace Analytical Services, LLC
7726 Moller Road
Indianapolis, IN 46268
(317)228-3100

SUMMARY OF DETECTION

Project: Eagle Valley P1R3
Pace Project No.: 50303114

Lab Sample ID / Method	Client Sample ID / Parameters	Result	Units	Report Limit	Analyzed	Qualifiers
50303114002	**MW-13I**					
EPA 353.2	Nitrogen, Nitrate	2.6	mg/L	0.10	11/17/21 15:41	
50303114003	**MW-13I MS**					
EPA 903.1	Radium-226	108.98 %REC ± NA (NA) C:NA T:NA%	pCi/L		12/23/21 13:49	
EPA 904.0	Radium-228	121.23 %REC ± NA (NA) C:NA T:NA	pCi/L		12/29/21 14:56	
50303114004	**MW-13I MSD**					
EPA 903.1	Radium-226	96.38%REC 12.28 RPD ± NA (NA) C:NA T:NA%	pCi/L		12/23/21 13:49	
EPA 904.0	Radium-228	121.26 %REC 0.35 RPD ± NA (NA) C:NA T:NA	pCi/L		12/29/21 14:56	
50303114005	**MW-13D**					
EPA 9056	Chloride	43.2	mg/L	25.0	11/18/21 22:43	
EPA 9056	Sulfate	45.2	mg/L	25.0	11/18/21 22:43	
EPA 6010	Barium	64.6	ug/L	10.0	11/29/21 12:29	
EPA 6010	Calcium	92800	ug/L	1000	11/29/21 12:29	
EPA 6010	Magnesium	29600	ug/L	1000	11/29/21 12:29	
EPA 6010	Manganese	42.4	ug/L	10.0	11/29/21 12:29	
EPA 6010	Potassium	1090	ug/L	1000	11/29/21 12:29	
EPA 6010	Silica	14800	ug/L	450	11/29/21 12:29	N2
EPA 6010	Sodium	12200	ug/L	1000	11/29/21 12:29	
EPA 6010	Manganese, Dissolved	43.0	ug/L	10.0	11/30/21 13:34	
EPA 6020	Selenium	1.3	ug/L	1.0	11/21/21 22:38	
EPA 903.1	Radium-226	0.322 ± 0.296 (0.175) C:NA T:100%	pCi/L		12/23/21 13:49	
EPA 904.0	Radium-228	0.228 ± 0.397 (0.867) C:65% T:94%	pCi/L		12/29/21 14:56	
Total Radium Calculation	Total Radium	0.550 ± 0.693 (1.04)	pCi/L		01/06/22 08:22	
SM 2320B	Alkalinity, Total as CaCO3	283	mg/L	2.0	11/22/21 15:20	
SM 2320B	Alkalinity,Bicarbonate (CaCO3)	283	mg/L	2.0	11/22/21 15:20	
SM 2540C	Total Dissolved Solids	388	mg/L	10.0	11/18/21 09:04	

REPORT OF LABORATORY ANALYSIS

This report shall not be reproduced, except in full,
without the written consent of Pace Analytical Services, LLC.

Pace Analytical Services, LLC
7726 Moller Road
Indianapolis, IN 46268
(317)228-3100

SUMMARY OF DETECTION

Project: Eagle Valley P1R3
Pace Project No.: 50303114

Lab Sample ID / Method	Client Sample ID / Parameters	Result	Units	Report Limit	Analyzed	Qualifiers
50303114005	**MW-13D**					
SM 4500-H+B	pH at 25 Degrees C	7.2	Std. Units	0.10	11/18/21 15:21	H3
EPA 353.2	Nitrogen, Nitrate	0.56	mg/L	0.10	11/17/21 15:32	
50303114006	**DUP**					
EPA 9056	Chloride	22.8	mg/L	2.5	11/21/21 22:50	
EPA 9056	Sulfate	15.0	mg/L	0.25	11/18/21 22:59	
EPA 6010	Barium	49.8	ug/L	10.0	11/29/21 12:32	
EPA 6010	Calcium	117000	ug/L	1000	11/29/21 12:32	
EPA 6010	Magnesium	29900	ug/L	1000	11/29/21 12:32	
EPA 6010	Potassium	2940	ug/L	1000	11/29/21 12:32	
EPA 6010	Silica	14400	ug/L	450	11/29/21 12:32	N2
EPA 6010	Sodium	11700	ug/L	1000	11/29/21 12:32	
EPA 903.1	Radium-226	-0.128 ± 0.398 (0.904) C:NA T:94%	pCi/L		12/23/21 13:49	
EPA 904.0	Radium-228	0.224 ± 0.362 (0.786) C:65% T:95%	pCi/L		12/29/21 14:56	
Total Radium Calculation	Total Radium	0.224 ± 0.760 (1.69)	pCi/L		01/06/22 08:22	
SM 2320B	Alkalinity, Total as CaCO3	375	mg/L	2.0	11/22/21 15:20	
SM 2320B	Alkalinity,Bicarbonate (CaCO3)	375	mg/L	2.0	11/22/21 15:20	
SM 2540C	Total Dissolved Solids	429	mg/L	10.0	11/18/21 09:05	
SM 4500-H+B	pH at 25 Degrees C	7.1	Std. Units	0.10	11/19/21 08:34	H3
EPA 353.2	Nitrogen, Nitrate	9.5	mg/L	0.50	11/17/21 16:03	
50303114007	**FB**					
EPA 903.1	Radium-226	-0.209 ± 0.362 (0.913) C:NA T:97%	pCi/L		12/23/21 13:49	
EPA 904.0	Radium-228	0.481 ± 0.435 (0.882) C:65% T:91%	pCi/L		12/29/21 14:56	
Total Radium Calculation	Total Radium	0.481 ± 0.797 (1.80)	pCi/L		01/06/22 08:22	
SM 4500-H+B	pH at 25 Degrees C	3.7	Std. Units	0.10	11/19/21 08:36	H3,PO

REPORT OF LABORATORY ANALYSIS

This report shall not be reproduced, except in full,
without the written consent of Pace Analytical Services, LLC.

Pace Analytical Services, LLC
7726 Moller Road
Indianapolis, IN 46268
(317)228-3100

ANALYTICAL RESULTS

Project: Eagle Valley P1R3
Pace Project No.: 50303114

Sample: MW-13S **Lab ID: 50303114001** Collected: 11/16/21 15:15 Received: 11/17/21 12:15 Matrix: Water

Parameters	Results	Units	Report Limit	DF	Prepared	Analyzed	CAS No.	Qual
9056 IC Anions	Analytical Method: EPA 9056							
	Pace Analytical Services - Indianapolis							
Chloride	**22.8**	mg/L	2.5	10		11/21/21 19:19	16887-00-6	
Fluoride	ND	mg/L	0.10	1		11/18/21 20:50	16984-48-8	
Sulfate	**15.1**	mg/L	0.25	1		11/18/21 20:50	14808-79-8	
6010 MET ICP	Analytical Method: EPA 6010 Preparation Method: EPA 3010							
	Pace Analytical Services - Indianapolis							
Aluminum	ND	ug/L	200	1	11/24/21 13:48	11/29/21 12:17	7429-90-5	
Barium	**50.4**	ug/L	10.0	1	11/24/21 13:48	11/29/21 12:17	7440-39-3	
Boron	ND	ug/L	100	1	11/24/21 13:48	11/29/21 12:17	7440-42-8	
Calcium	**114000**	ug/L	1000	1	11/24/21 13:48	11/29/21 12:17	7440-70-2	
Iron	ND	ug/L	100	1	11/24/21 13:48	11/29/21 12:17	7439-89-6	
Lithium	ND	ug/L	20.0	1	11/24/21 13:48	11/29/21 12:17	7439-93-2	
Magnesium	**29500**	ug/L	1000	1	11/24/21 13:48	11/29/21 12:17	7439-95-4	
Manganese	ND	ug/L	10.0	1	11/24/21 13:48	11/29/21 12:17	7439-96-5	
Molybdenum	ND	ug/L	10.0	1	11/24/21 13:48	11/29/21 12:17	7439-98-7	
Potassium	**3000**	ug/L	1000	1	11/24/21 13:48	11/29/21 12:17	7440-09-7	
Silica	**14200**	ug/L	450	1	11/24/21 13:48	11/29/21 12:17	7631-86-9	N2
Sodium	**12000**	ug/L	1000	1	11/24/21 13:48	11/29/21 12:17	7440-23-5	
6010 MET ICP, Dissolved	Analytical Method: EPA 6010 Preparation Method: EPA 3010							
	Pace Analytical Services - Indianapolis							
Manganese, Dissolved	ND	ug/L	10.0	1	11/29/21 14:44	11/30/21 13:17	7439-96-5	
Molybdenum, Dissolved	ND	ug/L	10.0	1	11/29/21 14:44	11/30/21 13:17	7439-98-7	
6020 MET ICPMS	Analytical Method: EPA 6020 Preparation Method: EPA 200.2							
	Pace Analytical Services - Indianapolis							
Antimony	ND	ug/L	1.0	1	11/18/21 18:04	11/21/21 22:33	7440-36-0	
Arsenic	ND	ug/L	1.0	1	11/18/21 18:04	11/21/21 22:33	7440-38-2	
Cobalt	ND	ug/L	1.0	1	11/18/21 18:04	11/21/21 22:33	7440-48-4	
Selenium	ND	ug/L	1.0	1	11/18/21 18:04	11/21/21 22:33	7782-49-2	
2320B Alkalinity	Analytical Method: SM 2320B							
	Pace Analytical Services - Indianapolis							
Alkalinity, Total as CaCO3	**372**	mg/L	2.0	1		11/22/21 15:20		
Alkalinity,Bicarbonate (CaCO3)	**372**	mg/L	2.0	1		11/22/21 15:20		
Alkalinity,Carbonate (CaCO3)	ND	mg/L	2.0	1		11/22/21 15:20		
2540C Total Dissolved Solids	Analytical Method: SM 2540C							
	Pace Analytical Services - Indianapolis							
Total Dissolved Solids	**422**	mg/L	10.0	1		11/18/21 09:04		
4500H+ pH, Electrometric	Analytical Method: SM 4500-H+B							
	Pace Analytical Services - Indianapolis							
pH at 25 Degrees C	**7.1**	Std. Units	0.10	1		11/18/21 15:25		H3

REPORT OF LABORATORY ANALYSIS

This report shall not be reproduced, except in full,
without the written consent of Pace Analytical Services, LLC.

Pace Analytical Services, LLC
7726 Moller Road
Indianapolis, IN 46268
(317)228-3100

ANALYTICAL RESULTS

Project: Eagle Valley P1R3
Pace Project No.: 50303114

Sample: MW-13S **Lab ID: 50303114001** Collected: 11/16/21 15:15 Received: 11/17/21 12:15 Matrix: Water

Parameters	Results	Units	Report Limit	DF	Prepared	Analyzed	CAS No.	Qual
4500S2D Sulfide Water	Analytical Method: SM 4500-S2-D Pace Analytical Services - Indianapolis							
Sulfide	ND	mg/L	0.10	1		11/17/21 17:00	18496-25-8	
Iron, Ferrous	Analytical Method: HACH 8146 Pace Analytical Services - Indianapolis							
Iron, Ferrous	ND	mg/L	0.20	1		12/01/21 12:06	15438-31-0	H3,N2
353.2 Nitrogen, NO2/NO3 unpres	Analytical Method: EPA 353.2 Pace Analytical Services - Indianapolis							
Nitrogen, Nitrate	**9.4**	mg/L	0.50	5		11/17/21 16:16	14797-55-8	
Nitrogen, Nitrite	ND	mg/L	0.50	5		11/17/21 16:16	14797-65-0	
365.1 Total Phosphorus	Analytical Method: EPA 365.1 Preparation Method: EPA 365.1 Pace Analytical Services - Indianapolis							
Phosphate as P04	ND	mg/L	0.15	1	11/30/21 11:00	12/01/21 14:41		
5310C TOC	Analytical Method: SM 5310C Pace Analytical Services - Indianapolis							
Total Organic Carbon	ND	mg/L	1.0	1		12/01/21 10:49	7440-44-0	
5310C Dissolved Organic Carbon	Analytical Method: SM 5310C Pace Analytical Services - Indianapolis							
Dissolved Organic Carbon	ND	mg/L	1.0	1		12/01/21 20:56		

This report shall not be reproduced, except in full,
without the written consent of Pace Analytical Services, LLC.

Pace Analytical Services, LLC
7726 Moller Road
Indianapolis, IN 46268
(317)228-3100

ANALYTICAL RESULTS

Project: Eagle Valley P1R3
Pace Project No.: 50303114

Sample: MW-13I **Lab ID: 50303114002** Collected: 11/16/21 13:00 Received: 11/17/21 12:15 Matrix: Water

Parameters	Results	Units	Report Limit	DF	Prepared	Analyzed	CAS No.	Qual
9056 IC Anions	Analytical Method: EPA 9056							
	Pace Analytical Services - Indianapolis							
Chloride	**40.4**	mg/L	2.5	10		11/21/21 19:01	16887-00-6	
Fluoride	ND	mg/L	0.10	1		11/18/21 21:23	16984-48-8	
Sulfate	**29.4**	mg/L	2.5	10		11/21/21 19:01	14808-79-8	
6010 MET ICP	Analytical Method: EPA 6010 Preparation Method: EPA 3010							
	Pace Analytical Services - Indianapolis							
Aluminum	ND	ug/L	200	1	11/24/21 13:48	11/29/21 12:19	7429-90-5	
Barium	**37.9**	ug/L	10.0	1	11/24/21 13:48	11/29/21 12:19	7440-39-3	
Boron	ND	ug/L	100	1	11/24/21 13:48	11/29/21 12:19	7440-42-8	
Calcium	**96500**	ug/L	1000	1	11/24/21 13:48	11/29/21 12:19	7440-70-2	
Iron	ND	ug/L	100	1	11/24/21 13:48	11/29/21 12:19	7439-89-6	
Lithium	ND	ug/L	20.0	1	11/24/21 13:48	11/29/21 12:19	7439-93-2	
Magnesium	**30600**	ug/L	1000	1	11/24/21 13:48	11/29/21 12:19	7439-95-4	
Manganese	ND	ug/L	10.0	1	11/24/21 13:48	11/29/21 12:19	7439-96-5	
Molybdenum	ND	ug/L	10.0	1	11/24/21 13:48	11/29/21 12:19	7439-98-7	
Potassium	**1680**	ug/L	1000	1	11/24/21 13:48	11/29/21 12:19	7440-09-7	
Silica	**16700**	ug/L	450	1	11/24/21 13:48	11/29/21 12:19	7631-86-9	N2
Sodium	**9780**	ug/L	1000	1	11/24/21 13:48	11/29/21 12:19	7440-23-5	
6010 MET ICP, Dissolved	Analytical Method: EPA 6010 Preparation Method: EPA 3010							
	Pace Analytical Services - Indianapolis							
Manganese, Dissolved	ND	ug/L	10.0	1	11/29/21 14:44	11/30/21 13:19	7439-96-5	
Molybdenum, Dissolved	ND	ug/L	10.0	1	11/29/21 14:44	11/30/21 13:19	7439-98-7	
6020 MET ICPMS	Analytical Method: EPA 6020 Preparation Method: EPA 200.2							
	Pace Analytical Services - Indianapolis							
Antimony	ND	ug/L	1.0	1	11/18/21 18:04	11/21/21 21:45	7440-36-0	
Arsenic	ND	ug/L	1.0	1	11/18/21 18:04	11/21/21 21:45	7440-38-2	
Cobalt	ND	ug/L	1.0	1	11/18/21 18:04	11/21/21 21:45	7440-48-4	
Selenium	ND	ug/L	1.0	1	11/18/21 18:04	11/21/21 21:45	7782-49-2	
2320B Alkalinity	Analytical Method: SM 2320B							
	Pace Analytical Services - Indianapolis							
Alkalinity, Total as CaCO3	**303**	mg/L	2.0	1		11/22/21 15:20		
Alkalinity,Bicarbonate (CaCO3)	**303**	mg/L	2.0	1		11/22/21 15:20		
Alkalinity,Carbonate (CaCO3)	ND	mg/L	2.0	1		11/22/21 15:20		
2540C Total Dissolved Solids	Analytical Method: SM 2540C							
	Pace Analytical Services - Indianapolis							
Total Dissolved Solids	**393**	mg/L	10.0	1		11/18/21 09:04		
4500H+ pH, Electrometric	Analytical Method: SM 4500-H+B							
	Pace Analytical Services - Indianapolis							
pH at 25 Degrees C	**7.2**	Std. Units	0.10	1		11/18/21 15:22		H3

REPORT OF LABORATORY ANALYSIS

This report shall not be reproduced, except in full,
without the written consent of Pace Analytical Services, LLC.

Pace Analytical Services, LLC
7726 Moller Road
Indianapolis, IN 46268
(317)228-3100

ANALYTICAL RESULTS

Project: Eagle Valley P1R3
Pace Project No.: 50303114

Sample: MW-13I **Lab ID: 50303114002** Collected: 11/16/21 13:00 Received: 11/17/21 12:15 Matrix: Water

Parameters	Results	Units	Report Limit	DF	Prepared	Analyzed	CAS No.	Qual
4500S2D Sulfide Water	Analytical Method: SM 4500-S2-D Pace Analytical Services - Indianapolis							
Sulfide	ND	mg/L	0.10	1		11/17/21 17:00	18496-25-8	
Iron, Ferrous	Analytical Method: HACH 8146 Pace Analytical Services - Indianapolis							
Iron, Ferrous	ND	mg/L	0.20	1		12/01/21 12:01	15438-31-0	H3,N2
353.2 Nitrogen, NO2/NO3 unpres	Analytical Method: EPA 353.2 Pace Analytical Services - Indianapolis							
Nitrogen, Nitrate	**2.6**	mg/L	0.10	1		11/17/21 15:41	14797-55-8	
Nitrogen, Nitrite	ND	mg/L	0.10	1		11/17/21 15:41	14797-65-0	
365.1 Total Phosphorus	Analytical Method: EPA 365.1 Preparation Method: EPA 365.1 Pace Analytical Services - Indianapolis							
Phosphate as P04	ND	mg/L	0.15	1	12/01/21 09:30	12/02/21 14:10		
5310C TOC	Analytical Method: SM 5310C Pace Analytical Services - Indianapolis							
Total Organic Carbon	ND	mg/L	1.0	1		12/01/21 11:14	7440-44-0	
5310C Dissolved Organic Carbon	Analytical Method: SM 5310C Pace Analytical Services - Indianapolis							
Dissolved Organic Carbon	ND	mg/L	1.0	1		12/01/21 21:06		

This report shall not be reproduced, except in full,
without the written consent of Pace Analytical Services, LLC.

Pace Analytical Services, LLC
7726 Moller Road
Indianapolis, IN 46268
(317)228-3100

ANALYTICAL RESULTS

Project: Eagle Valley P1R3
Pace Project No.: 50303114

Sample: MW-13D **Lab ID: 50303114005** Collected: 11/16/21 11:15 Received: 11/17/21 12:15 Matrix: Water

Parameters	Results	Units	Report Limit	DF	Prepared	Analyzed	CAS No.	Qual
9056 IC Anions	Analytical Method: EPA 9056							
	Pace Analytical Services - Indianapolis							
Chloride	**43.2**	mg/L	25.0	100		11/18/21 22:43	16887-00-6	
Fluoride	ND	mg/L	0.10	1		11/18/21 22:27	16984-48-8	
Sulfate	**45.2**	mg/L	25.0	100		11/18/21 22:43	14808-79-8	
6010 MET ICP	Analytical Method: EPA 6010 Preparation Method: EPA 3010							
	Pace Analytical Services - Indianapolis							
Aluminum	ND	ug/L	200	1	11/24/21 13:48	11/29/21 12:29	7429-90-5	
Barium	**64.6**	ug/L	10.0	1	11/24/21 13:48	11/29/21 12:29	7440-39-3	
Boron	ND	ug/L	100	1	11/24/21 13:48	11/29/21 12:29	7440-42-8	
Calcium	**92800**	ug/L	1000	1	11/24/21 13:48	11/29/21 12:29	7440-70-2	
Iron	ND	ug/L	100	1	11/24/21 13:48	11/29/21 12:29	7439-89-6	
Lithium	ND	ug/L	20.0	1	11/24/21 13:48	11/29/21 12:29	7439-93-2	
Magnesium	**29600**	ug/L	1000	1	11/24/21 13:48	11/29/21 12:29	7439-95-4	
Manganese	**42.4**	ug/L	10.0	1	11/24/21 13:48	11/29/21 12:29	7439-96-5	
Molybdenum	ND	ug/L	10.0	1	11/24/21 13:48	11/29/21 12:29	7439-98-7	
Potassium	**1090**	ug/L	1000	1	11/24/21 13:48	11/29/21 12:29	7440-09-7	
Silica	**14800**	ug/L	450	1	11/24/21 13:48	11/29/21 12:29	7631-86-9	N2
Sodium	**12200**	ug/L	1000	1	11/24/21 13:48	11/29/21 12:29	7440-23-5	
6010 MET ICP, Dissolved	Analytical Method: EPA 6010 Preparation Method: EPA 3010							
	Pace Analytical Services - Indianapolis							
Manganese, Dissolved	**43.0**	ug/L	10.0	1	11/29/21 14:44	11/30/21 13:34	7439-96-5	
Molybdenum, Dissolved	ND	ug/L	10.0	1	11/29/21 14:44	11/30/21 13:34	7439-98-7	
6020 MET ICPMS	Analytical Method: EPA 6020 Preparation Method: EPA 200.2							
	Pace Analytical Services - Indianapolis							
Antimony	ND	ug/L	1.0	1	11/18/21 18:04	11/21/21 22:38	7440-36-0	
Arsenic	ND	ug/L	1.0	1	11/18/21 18:04	11/21/21 22:38	7440-38-2	
Cobalt	ND	ug/L	1.0	1	11/18/21 18:04	11/21/21 22:38	7440-48-4	
Selenium	**1.3**	ug/L	1.0	1	11/18/21 18:04	11/21/21 22:38	7782-49-2	
2320B Alkalinity	Analytical Method: SM 2320B							
	Pace Analytical Services - Indianapolis							
Alkalinity, Total as CaCO3	**283**	mg/L	2.0	1		11/22/21 15:20		
Alkalinity,Bicarbonate (CaCO3)	**283**	mg/L	2.0	1		11/22/21 15:20		
Alkalinity,Carbonate (CaCO3)	ND	mg/L	2.0	1		11/22/21 15:20		
2540C Total Dissolved Solids	Analytical Method: SM 2540C							
	Pace Analytical Services - Indianapolis							
Total Dissolved Solids	**388**	mg/L	10.0	1		11/18/21 09:04		
4500H+ pH, Electrometric	Analytical Method: SM 4500-H+B							
	Pace Analytical Services - Indianapolis							
pH at 25 Degrees C	**7.2**	Std. Units	0.10	1		11/18/21 15:21		H3

REPORT OF LABORATORY ANALYSIS

This report shall not be reproduced, except in full,
without the written consent of Pace Analytical Services, LLC.

Pace Analytical Services, LLC
7726 Moller Road
Indianapolis, IN 46268
(317)228-3100

ANALYTICAL RESULTS

Project: Eagle Valley P1R3
Pace Project No.: 50303114

Sample: MW-13D **Lab ID: 50303114005** Collected: 11/16/21 11:15 Received: 11/17/21 12:15 Matrix: Water

Parameters	Results	Units	Report Limit	DF	Prepared	Analyzed	CAS No.	Qual
4500S2D Sulfide Water	Analytical Method: SM 4500-S2-D Pace Analytical Services - Indianapolis							
Sulfide	ND	mg/L	0.10	1		11/17/21 17:00	18496-25-8	
Iron, Ferrous	Analytical Method: HACH 8146 Pace Analytical Services - Indianapolis							
Iron, Ferrous	ND	mg/L	0.20	1		12/01/21 12:00	15438-31-0	H3,N2
353.2 Nitrogen, NO2/NO3 unpres	Analytical Method: EPA 353.2 Pace Analytical Services - Indianapolis							
Nitrogen, Nitrate	**0.56**	mg/L	0.10	1		11/17/21 15:32	14797-55-8	
Nitrogen, Nitrite	ND	mg/L	0.10	1		11/17/21 15:32	14797-65-0	
365.1 Total Phosphorus	Analytical Method: EPA 365.1 Preparation Method: EPA 365.1 Pace Analytical Services - Indianapolis							
Phosphate as P04	ND	mg/L	0.15	1	12/01/21 09:30	12/02/21 14:11		
5310C TOC	Analytical Method: SM 5310C Pace Analytical Services - Indianapolis							
Total Organic Carbon	ND	mg/L	1.0	1		12/01/21 12:18	7440-44-0	
5310C Dissolved Organic Carbon	Analytical Method: SM 5310C Pace Analytical Services - Indianapolis							
Dissolved Organic Carbon	ND	mg/L	1.0	1		12/01/21 22:02		

REPORT OF LABORATORY ANALYSIS

This report shall not be reproduced, except in full,
without the written consent of Pace Analytical Services, LLC.

Pace Analytical Services, LLC
7726 Moller Road
Indianapolis, IN 46268
(317)228-3100

ANALYTICAL RESULTS

Project: Eagle Valley P1R3
Pace Project No.: 50303114

Sample: DUP **Lab ID: 50303114006** Collected: 11/16/21 08:00 Received: 11/17/21 12:15 Matrix: Water

Parameters	Results	Units	Report Limit	DF	Prepared	Analyzed	CAS No.	Qual
9056 IC Anions	Analytical Method: EPA 9056							
	Pace Analytical Services - Indianapolis							
Chloride	**22.8**	mg/L	2.5	10		11/21/21 22:50	16887-00-6	
Fluoride	ND	mg/L	0.10	1		11/18/21 22:59	16984-48-8	
Sulfate	**15.0**	mg/L	0.25	1		11/18/21 22:59	14808-79-8	
6010 MET ICP	Analytical Method: EPA 6010 Preparation Method: EPA 3010							
	Pace Analytical Services - Indianapolis							
Aluminum	ND	ug/L	200	1	11/24/21 13:48	11/29/21 12:32	7429-90-5	
Barium	**49.8**	ug/L	10.0	1	11/24/21 13:48	11/29/21 12:32	7440-39-3	
Boron	ND	ug/L	100	1	11/24/21 13:48	11/29/21 12:32	7440-42-8	
Calcium	**117000**	ug/L	1000	1	11/24/21 13:48	11/29/21 12:32	7440-70-2	
Iron	ND	ug/L	100	1	11/24/21 13:48	11/29/21 12:32	7439-89-6	
Lithium	ND	ug/L	20.0	1	11/24/21 13:48	11/29/21 12:32	7439-93-2	
Magnesium	**29900**	ug/L	1000	1	11/24/21 13:48	11/29/21 12:32	7439-95-4	
Manganese	ND	ug/L	10.0	1	11/24/21 13:48	11/29/21 12:32	7439-96-5	
Molybdenum	ND	ug/L	10.0	1	11/24/21 13:48	11/29/21 12:32	7439-98-7	
Potassium	**2940**	ug/L	1000	1	11/24/21 13:48	11/29/21 12:32	7440-09-7	
Silica	**14400**	ug/L	450	1	11/24/21 13:48	11/29/21 12:32	7631-86-9	N2
Sodium	**11700**	ug/L	1000	1	11/24/21 13:48	11/29/21 12:32	7440-23-5	
6010 MET ICP, Dissolved	Analytical Method: EPA 6010 Preparation Method: EPA 3010							
	Pace Analytical Services - Indianapolis							
Manganese, Dissolved	ND	ug/L	10.0	1	11/29/21 14:44	11/30/21 13:36	7439-96-5	
Molybdenum, Dissolved	ND	ug/L	10.0	1	11/29/21 14:44	11/30/21 13:36	7439-98-7	
6020 MET ICPMS	Analytical Method: EPA 6020 Preparation Method: EPA 200.2							
	Pace Analytical Services - Indianapolis							
Antimony	ND	ug/L	1.0	1	11/18/21 18:04	11/21/21 22:52	7440-36-0	
Arsenic	ND	ug/L	1.0	1	11/18/21 18:04	11/21/21 22:52	7440-38-2	
Cobalt	ND	ug/L	1.0	1	11/18/21 18:04	11/21/21 22:52	7440-48-4	
Selenium	ND	ug/L	1.0	1	11/18/21 18:04	11/21/21 22:52	7782-49-2	
2320B Alkalinity	Analytical Method: SM 2320B							
	Pace Analytical Services - Indianapolis							
Alkalinity, Total as CaCO3	**375**	mg/L	2.0	1		11/22/21 15:20		
Alkalinity,Bicarbonate (CaCO3)	**375**	mg/L	2.0	1		11/22/21 15:20		
Alkalinity,Carbonate (CaCO3)	ND	mg/L	2.0	1		11/22/21 15:20		
2540C Total Dissolved Solids	Analytical Method: SM 2540C							
	Pace Analytical Services - Indianapolis							
Total Dissolved Solids	**429**	mg/L	10.0	1		11/18/21 09:05		
4500H+ pH, Electrometric	Analytical Method: SM 4500-H+B							
	Pace Analytical Services - Indianapolis							
pH at 25 Degrees C	**7.1**	Std. Units	0.10	1		11/19/21 08:34		H3

REPORT OF LABORATORY ANALYSIS

This report shall not be reproduced, except in full,
without the written consent of Pace Analytical Services, LLC.

Pace Analytical Services, LLC
7726 Moller Road
Indianapolis, IN 46268
(317)228-3100

ANALYTICAL RESULTS

Project: Eagle Valley P1R3
Pace Project No.: 50303114

Sample: DUP **Lab ID: 50303114006** Collected: 11/16/21 08:00 Received: 11/17/21 12:15 Matrix: Water

Parameters	Results	Units	Report Limit	DF	Prepared	Analyzed	CAS No.	Qual
4500S2D Sulfide Water	Analytical Method: SM 4500-S2-D Pace Analytical Services - Indianapolis							
Sulfide	ND	mg/L	0.10	1		11/17/21 17:00	18496-25-8	
Iron, Ferrous	Analytical Method: HACH 8146 Pace Analytical Services - Indianapolis							
Iron, Ferrous	ND	mg/L	0.20	1		12/01/21 12:00	15438-31-0	H3,N2
353.2 Nitrogen, NO2/NO3 unpres	Analytical Method: EPA 353.2 Pace Analytical Services - Indianapolis							
Nitrogen, Nitrate	**9.5**	mg/L	0.50	5		11/17/21 16:03	14797-55-8	
Nitrogen, Nitrite	ND	mg/L	0.50	5		11/17/21 16:03	14797-65-0	
365.1 Total Phosphorus	Analytical Method: EPA 365.1 Preparation Method: EPA 365.1 Pace Analytical Services - Indianapolis							
Phosphate as P04	ND	mg/L	0.15	1	12/01/21 09:30	12/02/21 14:12		
5310C TOC	Analytical Method: SM 5310C Pace Analytical Services - Indianapolis							
Total Organic Carbon	ND	mg/L	1.0	1		12/01/21 12:37	7440-44-0	
5310C Dissolved Organic Carbon	Analytical Method: SM 5310C Pace Analytical Services - Indianapolis							
Dissolved Organic Carbon	ND	mg/L	1.0	1		12/01/21 22:12		

REPORT OF LABORATORY ANALYSIS

This report shall not be reproduced, except in full,
without the written consent of Pace Analytical Services, LLC.

Pace Analytical Services, LLC
7726 Moller Road
Indianapolis, IN 46268
(317)228-3100

ANALYTICAL RESULTS

Project: Eagle Valley P1R3
Pace Project No.: 50303114

Sample: FB **Lab ID: 50303114007** Collected: 11/16/21 11:30 Received: 11/17/21 12:15 Matrix: Water

Parameters	Results	Units	Report Limit	DF	Prepared	Analyzed	CAS No.	Qual
9056 IC Anions	Analytical Method: EPA 9056							
	Pace Analytical Services - Indianapolis							
Chloride	ND	mg/L	0.25	1		11/18/21 23:30	16887-00-6	
Fluoride	ND	mg/L	0.10	1		11/18/21 23:30	16984-48-8	
Sulfate	ND	mg/L	0.25	1		11/18/21 23:30	14808-79-8	
6010 MET ICP	Analytical Method: EPA 6010 Preparation Method: EPA 3010							
	Pace Analytical Services - Indianapolis							
Aluminum	ND	ug/L	200	1	11/24/21 13:48	11/29/21 12:34	7429-90-5	
Barium	ND	ug/L	10.0	1	11/24/21 13:48	11/29/21 12:34	7440-39-3	
Boron	ND	ug/L	100	1	11/24/21 13:48	11/29/21 12:34	7440-42-8	
Calcium	ND	ug/L	1000	1	11/24/21 13:48	11/29/21 12:34	7440-70-2	
Iron	ND	ug/L	100	1	11/24/21 13:48	11/29/21 12:34	7439-89-6	
Lithium	ND	ug/L	20.0	1	11/24/21 13:48	11/29/21 12:34	7439-93-2	
Magnesium	ND	ug/L	1000	1	11/24/21 13:48	11/29/21 12:34	7439-95-4	
Manganese	ND	ug/L	10.0	1	11/24/21 13:48	11/29/21 12:34	7439-96-5	
Molybdenum	ND	ug/L	10.0	1	11/24/21 13:48	11/29/21 12:34	7439-98-7	
Potassium	ND	ug/L	1000	1	11/24/21 13:48	11/29/21 12:34	7440-09-7	
Silica	ND	ug/L	450	1	11/24/21 13:48	11/29/21 12:34	7631-86-9	N2
Sodium	ND	ug/L	1000	1	11/24/21 13:48	11/29/21 12:34	7440-23-5	
6020 MET ICPMS	Analytical Method: EPA 6020 Preparation Method: EPA 200.2							
	Pace Analytical Services - Indianapolis							
Antimony	ND	ug/L	1.0	1	11/18/21 18:04	11/21/21 22:57	7440-36-0	
Arsenic	ND	ug/L	1.0	1	11/18/21 18:04	11/21/21 22:57	7440-38-2	
Cobalt	ND	ug/L	1.0	1	11/18/21 18:04	11/21/21 22:57	7440-48-4	
Selenium	ND	ug/L	1.0	1	11/18/21 18:04	11/21/21 22:57	7782-49-2	
2320B Alkalinity	Analytical Method: SM 2320B							
	Pace Analytical Services - Indianapolis							
Alkalinity, Total as CaCO3	ND	mg/L	2.0	1		11/22/21 15:20		
Alkalinity,Bicarbonate (CaCO3)	ND	mg/L	2.0	1		11/22/21 15:20		
Alkalinity,Carbonate (CaCO3)	ND	mg/L	2.0	1		11/22/21 15:20		
2540C Total Dissolved Solids	Analytical Method: SM 2540C							
	Pace Analytical Services - Indianapolis							
Total Dissolved Solids	ND	mg/L	10.0	1		11/18/21 09:05		PL
4500H+ pH, Electrometric	Analytical Method: SM 4500-H+B							
	Pace Analytical Services - Indianapolis							
pH at 25 Degrees C	**3.7**	Std. Units	0.10	1		11/19/21 08:36		H3,PO
4500S2D Sulfide Water	Analytical Method: SM 4500-S2-D							
	Pace Analytical Services - Indianapolis							
Sulfide	ND	mg/L	0.10	1		11/17/21 17:00	18496-25-8	

REPORT OF LABORATORY ANALYSIS

This report shall not be reproduced, except in full,
without the written consent of Pace Analytical Services, LLC.

Pace Analytical Services, LLC
7726 Moller Road
Indianapolis, IN 46268
(317)228-3100

ANALYTICAL RESULTS

Project: Eagle Valley P1R3
Pace Project No.: 50303114

Sample: FB **Lab ID: 50303114007** Collected: 11/16/21 11:30 Received: 11/17/21 12:15 Matrix: Water

Parameters	Results	Units	Report Limit	DF	Prepared	Analyzed	CAS No.	Qual
Iron, Ferrous	Analytical Method: HACH 8146 Pace Analytical Services - Indianapolis							
Iron, Ferrous	ND	mg/L	0.20	1		12/01/21 12:01	15438-31-0	H3,N2
353.2 Nitrogen, NO2/NO3 unpres	Analytical Method: EPA 353.2 Pace Analytical Services - Indianapolis							
Nitrogen, Nitrate	ND	mg/L	0.10	1		11/17/21 15:35	14797-55-8	
Nitrogen, Nitrite	ND	mg/L	0.10	1		11/17/21 15:35	14797-65-0	
365.1 Total Phosphorus	Analytical Method: EPA 365.1 Preparation Method: EPA 365.1 Pace Analytical Services - Indianapolis							
Phosphate as P04	ND	mg/L	0.15	1	12/01/21 09:30	12/02/21 14:13		
5310C TOC	Analytical Method: SM 5310C Pace Analytical Services - Indianapolis							
Total Organic Carbon	ND	mg/L	1.0	1		12/01/21 13:03	7440-44-0	

This report shall not be reproduced, except in full,
without the written consent of Pace Analytical Services, LLC.

Pace Analytical Services, LLC
7726 Moller Road
Indianapolis, IN 46268
(317)228-3100

QUALITY CONTROL DATA

Project: Eagle Valley P1R3
Pace Project No.: 50303114

QC Batch: 651080
QC Batch Method: EPA 9056
Analysis Method: EPA 9056
Analysis Description: 9056 IC Anions
Laboratory: Pace Analytical Services - Indianapolis
Associated Lab Samples: 50303114001, 50303114002, 50303114005, 50303114006, 50303114007

METHOD BLANK: 3000736 Matrix: Water
Associated Lab Samples: 50303114001, 50303114002, 50303114005, 50303114006, 50303114007

Parameter	Units	Blank Result	Reporting Limit	Analyzed	Qualifiers
Chloride	mg/L	ND	0.25	11/18/21 20:02	
Fluoride	mg/L	ND	0.10	11/18/21 20:02	
Sulfate	mg/L	ND	0.25	11/18/21 20:02	

LABORATORY CONTROL SAMPLE: 3000737

Parameter	Units	Spike Conc.	LCS Result	LCS % Rec	% Rec Limits	Qualifiers
Chloride	mg/L	1.2	1.2	92	80-120	
Fluoride	mg/L	0.5	0.48	96	80-120	
Sulfate	mg/L	2.5	2.4	96	80-120	

MATRIX SPIKE & MATRIX SPIKE DUPLICATE: 3000738 3000739

Parameter	Units	50303114002 Result	MS Spike Conc.	MSD Spike Conc.	MS Result	MSD Result	MS % Rec	MSD % Rec	% Rec Limits	RPD	Max RPD	Qual
Chloride	mg/L	40.4	12.5	12.5	52.8	51.8	99	91	80-120	2	15	
Fluoride	mg/L	ND	0.5	0.5	0.46	0.46	79	79	80-120	0	15	M0
Sulfate	mg/L	29.4	25	25	53.8	53.6	98	97	80-120	0	15	

MATRIX SPIKE & MATRIX SPIKE DUPLICATE: 3000740 3000741

Parameter	Units	50302537005 Result	MS Spike Conc.	MSD Spike Conc.	MS Result	MSD Result	MS % Rec	MSD % Rec	% Rec Limits	RPD	Max RPD	Qual
Chloride	mg/L	53.8	125	125	168	167	91	91	80-120	0	15	
Fluoride	mg/L	0.10	0.5	0.5	0.52	0.52	85	84	80-120	1	15	
Sulfate	mg/L	204	250	250	444	440	96	94	80-120	1	15	

MATRIX SPIKE & MATRIX SPIKE DUPLICATE: 3000742 3000743

Parameter	Units	50302538003 Result	MS Spike Conc.	MSD Spike Conc.	MS Result	MSD Result	MS % Rec	MSD % Rec	% Rec Limits	RPD	Max RPD	Qual
Chloride	mg/L	602	125	125	690	685	71	67	80-120	1	15	M0
Fluoride	mg/L	ND	0.5	0.5	0.29	0.30	52	53	80-120	0	15	M0
Sulfate	mg/L	650	250	250	903	896	101	99	80-120	1	15	

Results presented on this page are in the units indicated by the "Units" column except where an alternate unit is presented to the right of the result.

REPORT OF LABORATORY ANALYSIS

This report shall not be reproduced, except in full,
without the written consent of Pace Analytical Services, LLC.

Pace Analytical Services, LLC
7726 Moller Road
Indianapolis, IN 46268
(317)228-3100

QUALITY CONTROL DATA

Project: Eagle Valley P1R3
Pace Project No.: 50303114

QC Batch: 652067
QC Batch Method: EPA 3010
Analysis Method: EPA 6010
Analysis Description: 6010 MET
Laboratory: Pace Analytical Services - Indianapolis
Associated Lab Samples: 50303114001, 50303114002, 50303114005, 50303114006, 50303114007

METHOD BLANK: 3005250 Matrix: Water
Associated Lab Samples: 50303114001, 50303114002, 50303114005, 50303114006, 50303114007

Parameter	Units	Blank Result	Reporting Limit	Analyzed	Qualifiers
Aluminum	ug/L	ND	200	11/29/21 11:50	
Barium	ug/L	ND	10.0	11/29/21 11:50	
Boron	ug/L	ND	100	11/29/21 11:50	
Calcium	ug/L	ND	1000	11/29/21 11:50	
Iron	ug/L	ND	100	11/29/21 11:50	
Lithium	ug/L	ND	20.0	11/29/21 11:50	
Magnesium	ug/L	ND	1000	11/29/21 11:50	
Manganese	ug/L	ND	10.0	11/29/21 11:50	
Molybdenum	ug/L	ND	10.0	11/29/21 11:50	
Potassium	ug/L	ND	1000	11/29/21 11:50	
Silica	ug/L	ND	450	11/29/21 11:50	N2
Sodium	ug/L	ND	1000	11/29/21 11:50	

LABORATORY CONTROL SAMPLE: 3005251

Parameter	Units	Spike Conc.	LCS Result	LCS % Rec	% Rec Limits	Qualifiers
Aluminum	ug/L	5000	5080	102	80-120	
Barium	ug/L	1000	859	86	80-120	
Boron	ug/L	1000	999	100	80-120	
Calcium	ug/L	5000	5190	104	80-120	
Iron	ug/L	2500	2450	98	80-120	
Lithium	ug/L	1000	1010	101	80-120	
Magnesium	ug/L	5000	4920	98	80-120	
Manganese	ug/L	1000	977	98	80-120	
Molybdenum	ug/L	1000	991	99	80-120	
Potassium	ug/L	5000	4860	97	80-120	
Silica	ug/L	5350	5400	101	80-120	N2
Sodium	ug/L	5000	4800	96	80-120	

MATRIX SPIKE & MATRIX SPIKE DUPLICATE: 3005252 3005253

Parameter	Units	50303114002 Result	MS Spike Conc.	MSD Spike Conc.	MS Result	MSD Result	MS % Rec	MSD % Rec	% Rec Limits	RPD	Max RPD	Qual
Aluminum	ug/L	ND	5000	5000	5040	4880	101	97	75-125	3	20	
Barium	ug/L	37.9	1000	1000	898	895	86	86	75-125	0	20	
Boron	ug/L	ND	1000	1000	1070	1030	101	97	75-125	4	20	
Calcium	ug/L	96500	5000	5000	96200	96000	-5	-10	75-125	0	20	P6

Results presented on this page are in the units indicated by the "Units" column except where an alternate unit is presented to the right of the result.

REPORT OF LABORATORY ANALYSIS

This report shall not be reproduced, except in full,
without the written consent of Pace Analytical Services, LLC.

Pace Analytical Services, LLC
7726 Moller Road
Indianapolis, IN 46268
(317)228-3100

QUALITY CONTROL DATA

Project: Eagle Valley P1R3
Pace Project No.: 50303114

MATRIX SPIKE & MATRIX SPIKE DUPLICATE: 3005252 3005253

Parameter	Units	50303114002 Result	MS Spike Conc.	MSD Spike Conc.	MS Result	MSD Result	MS % Rec	MSD % Rec	% Rec Limits	RPD	Max RPD	Qual
Iron	ug/L	ND	2500	2500	2400	2320	94	91	75-125	4	20	
Lithium	ug/L	ND	1000	1000	1060	1050	105	105	75-125	1	20	
Magnesium	ug/L	30600	5000	5000	33800	33300	64	53	75-125	2	20	P6
Manganese	ug/L	ND	1000	1000	948	917	95	92	75-125	3	20	
Molybdenum	ug/L	ND	1000	1000	991	976	99	98	75-125	2	20	
Potassium	ug/L	1680	5000	5000	6690	6580	100	98	75-125	2	20	
Silica	ug/L	16700	5350	5350	21000	21000	80	80	75-125	0	20	N2
Sodium	ug/L	9780	5000	5000	14300	14300	90	90	75-125	0	20	

Results presented on this page are in the units indicated by the "Units" column except where an alternate unit is presented to the right of the result.

REPORT OF LABORATORY ANALYSIS

This report shall not be reproduced, except in full,
without the written consent of Pace Analytical Services, LLC.

Pace Analytical Services, LLC
7726 Moller Road
Indianapolis, IN 46268
(317)228-3100

QUALITY CONTROL DATA

Project: Eagle Valley P1R3
Pace Project No.: 50303114

QC Batch: 652231
QC Batch Method: EPA 3010
Analysis Method: EPA 6010
Analysis Description: 6010 MET Dissolved
Laboratory: Pace Analytical Services - Indianapolis
Associated Lab Samples: 50303114001, 50303114002, 50303114005, 50303114006

METHOD BLANK: 3005883 Matrix: Water
Associated Lab Samples: 50303114001, 50303114002, 50303114005, 50303114006

Parameter	Units	Blank Result	Reporting Limit	Analyzed	Qualifiers
Manganese, Dissolved	ug/L	ND	10.0	11/30/21 12:29	
Molybdenum, Dissolved	ug/L	ND	10.0	11/30/21 12:29	

LABORATORY CONTROL SAMPLE: 3005884

Parameter	Units	Spike Conc.	LCS Result	LCS % Rec	% Rec Limits	Qualifiers
Manganese, Dissolved	ug/L	1000	994	99	80-120	
Molybdenum, Dissolved	ug/L	1000	970	97	80-120	

MATRIX SPIKE & MATRIX SPIKE DUPLICATE: 3005885 3005886

Parameter	Units	50303114002 Result	MS Spike Conc.	MSD Spike Conc.	MS Result	MSD Result	MS % Rec	MSD % Rec	% Rec Limits	RPD	Max RPD	Qual
Manganese, Dissolved	ug/L	ND	1000	1000	974	980	97	98	75-125	1	20	
Molybdenum, Dissolved	ug/L	ND	1000	1000	976	979	98	98	75-125	0	20	

Results presented on this page are in the units indicated by the "Units" column except where an alternate unit is presented to the right of the result.

REPORT OF LABORATORY ANALYSIS

This report shall not be reproduced, except in full,
without the written consent of Pace Analytical Services, LLC.

Pace Analytical Services, LLC
7726 Moller Road
Indianapolis, IN 46268
(317)228-3100

QUALITY CONTROL DATA

Project: Eagle Valley P1R3
Pace Project No.: 50303114

QC Batch: 651210
QC Batch Method: EPA 200.2
Analysis Method: EPA 6020
Analysis Description: 6020 MET
Laboratory: Pace Analytical Services - Indianapolis
Associated Lab Samples: 50303114001, 50303114002, 50303114005, 50303114006, 50303114007

METHOD BLANK: 3001278 Matrix: Water
Associated Lab Samples: 50303114001, 50303114002, 50303114005, 50303114006, 50303114007

Parameter	Units	Blank Result	Reporting Limit	Analyzed	Qualifiers
Antimony	ug/L	ND	1.0	11/21/21 21:36	
Arsenic	ug/L	ND	1.0	11/21/21 21:36	
Cobalt	ug/L	ND	1.0	11/21/21 21:36	
Selenium	ug/L	ND	1.0	11/21/21 21:36	

LABORATORY CONTROL SAMPLE: 3001279

Parameter	Units	Spike Conc.	LCS Result	LCS % Rec	% Rec Limits	Qualifiers
Antimony	ug/L	40	42.9	107	80-120	
Arsenic	ug/L	40	38.0	95	80-120	
Cobalt	ug/L	40	41.2	103	80-120	
Selenium	ug/L	40	38.8	97	80-120	

MATRIX SPIKE & MATRIX SPIKE DUPLICATE: 3001280 3001281

Parameter	Units	50303114002 Result	MS Spike Conc.	MSD Spike Conc.	MS Result	MSD Result	MS % Rec	MSD % Rec	% Rec Limits	RPD	Max RPD	Qual
Antimony	ug/L	ND	40	40	42.5	42.9	106	107	75-125	1	20	
Arsenic	ug/L	ND	40	40	37.5	37.9	93	94	75-125	1	20	
Cobalt	ug/L	ND	40	40	38.7	37.8	96	94	75-125	2	20	
Selenium	ug/L	ND	40	40	37.3	37.7	93	94	75-125	1	20	

Results presented on this page are in the units indicated by the "Units" column except where an alternate unit is presented to the right of the result.

REPORT OF LABORATORY ANALYSIS

This report shall not be reproduced, except in full,
without the written consent of Pace Analytical Services, LLC.

Pace Analytical Services, LLC
7726 Moller Road
Indianapolis, IN 46268
(317)228-3100

QUALITY CONTROL DATA

Project: Eagle Valley P1R3
Pace Project No.: 50303114

QC Batch: 651867 | Analysis Method: SM 2320B
QC Batch Method: SM 2320B | Analysis Description: 2320B Alkalinity
Laboratory: Pace Analytical Services - Indianapolis
Associated Lab Samples: 50303114001, 50303114002, 50303114005, 50303114006, 50303114007

METHOD BLANK: 3004593 Matrix: Water
Associated Lab Samples: 50303114001, 50303114002, 50303114005, 50303114006, 50303114007

Parameter	Units	Blank Result	Reporting Limit	Analyzed	Qualifiers
Alkalinity, Total as CaCO3	mg/L	ND	2.0	11/22/21 15:20	
Alkalinity,Bicarbonate (CaCO3)	mg/L	ND	2.0	11/22/21 15:20	
Alkalinity,Carbonate (CaCO3)	mg/L	ND	2.0	11/22/21 15:20	

LABORATORY CONTROL SAMPLE: 3004594

Parameter	Units	Spike Conc.	LCS Result	LCS % Rec	% Rec Limits	Qualifiers
Alkalinity, Total as CaCO3	mg/L	50	49.1	98	90-110	

SAMPLE DUPLICATE: 3004595

Parameter	Units	50303114002 Result	Dup Result	RPD	Max RPD	Qualifiers
Alkalinity, Total as CaCO3	mg/L	303	311	2	20	
Alkalinity,Bicarbonate (CaCO3)	mg/L	303	311	2	20	
Alkalinity,Carbonate (CaCO3)	mg/L	ND	ND		20	

SAMPLE DUPLICATE: 3004596

Parameter	Units	50303247001 Result	Dup Result	RPD	Max RPD	Qualifiers
Alkalinity, Total as CaCO3	mg/L	86.4	86.9	1	20	
Alkalinity,Bicarbonate (CaCO3)	mg/L	86.4	86.9	1	20	
Alkalinity,Carbonate (CaCO3)	mg/L	<2.0	ND		20	

Results presented on this page are in the units indicated by the "Units" column except where an alternate unit is presented to the right of the result.

REPORT OF LABORATORY ANALYSIS

This report shall not be reproduced, except in full,
without the written consent of Pace Analytical Services, LLC.

Pace Analytical Services, LLC
7726 Moller Road
Indianapolis, IN 46268
(317)228-3100

QUALITY CONTROL DATA

Project: Eagle Valley P1R3
Pace Project No.: 50303114

QC Batch: 651161 | Analysis Method: SM 2540C
QC Batch Method: SM 2540C | Analysis Description: 2540C Total Dissolved Solids
Laboratory: Pace Analytical Services - Indianapolis
Associated Lab Samples: 50303114001, 50303114002, 50303114005, 50303114006, 50303114007

METHOD BLANK: 3001110 Matrix: Water
Associated Lab Samples: 50303114001, 50303114002, 50303114005, 50303114006, 50303114007

Parameter	Units	Blank Result	Reporting Limit	Analyzed	Qualifiers
Total Dissolved Solids	mg/L	ND	10.0	11/18/21 09:03	

LABORATORY CONTROL SAMPLE: 3001111

Parameter	Units	Spike Conc.	LCS Result	LCS % Rec	% Rec Limits	Qualifiers
Total Dissolved Solids	mg/L	300	296	99	80-120	

SAMPLE DUPLICATE: 3001112

Parameter	Units	50303114002 Result	Dup Result	RPD	Max RPD	Qualifiers
Total Dissolved Solids	mg/L	393	401	2	10	

SAMPLE DUPLICATE: 3001113

Parameter	Units	50303167002 Result	Dup Result	RPD	Max RPD	Qualifiers
Total Dissolved Solids	mg/L	1730	1680	3	10	

Results presented on this page are in the units indicated by the "Units" column except where an alternate unit is presented to the right of the result.

REPORT OF LABORATORY ANALYSIS

This report shall not be reproduced, except in full,
without the written consent of Pace Analytical Services, LLC.

Pace Analytical Services, LLC
7726 Moller Road
Indianapolis, IN 46268
(317)228-3100

QUALITY CONTROL DATA

Project: Eagle Valley P1R3
Pace Project No.: 50303114

QC Batch: 651328
QC Batch Method: SM 4500-H+B
Analysis Method: SM 4500-H+B
Analysis Description: 4500H+B pH
Laboratory: Pace Analytical Services - Indianapolis
Associated Lab Samples: 50303114001, 50303114002, 50303114005

SAMPLE DUPLICATE: 3001953

Parameter	Units	50302277003 Result	Dup Result	RPD	Max RPD	Qualifiers
pH at 25 Degrees C	Std. Units	6.9	7.1	2	2	H3

SAMPLE DUPLICATE: 3001954

Parameter	Units	50303114002 Result	Dup Result	RPD	Max RPD	Qualifiers
pH at 25 Degrees C	Std. Units	7.2	7.1	1	2	H3

Results presented on this page are in the units indicated by the "Units" column except where an alternate unit is presented to the right of the result.

REPORT OF LABORATORY ANALYSIS

This report shall not be reproduced, except in full,
without the written consent of Pace Analytical Services, LLC.

Pace Analytical Services, LLC
7726 Moller Road
Indianapolis, IN 46268
(317)228-3100

QUALITY CONTROL DATA

Project: Eagle Valley P1R3
Pace Project No.: 50303114

QC Batch: 651468
QC Batch Method: SM 4500-H+B
Analysis Method: SM 4500-H+B
Analysis Description: 4500H+B pH
Laboratory: Pace Analytical Services - Indianapolis
Associated Lab Samples: 50303114006, 50303114007

SAMPLE DUPLICATE: 3002740

Parameter	Units	50302403001 Result	Dup Result	RPD	Max RPD	Qualifiers
pH at 25 Degrees C	Std. Units	7.2	7.2	0	2	H3

SAMPLE DUPLICATE: 3002741

Parameter	Units	50303157004 Result	Dup Result	RPD	Max RPD	Qualifiers
pH at 25 Degrees C	Std. Units	6.6	6.7	2	2	H3

Results presented on this page are in the units indicated by the "Units" column except where an alternate unit is presented to the right of the result.

REPORT OF LABORATORY ANALYSIS

This report shall not be reproduced, except in full,
without the written consent of Pace Analytical Services, LLC.

Pace Analytical Services, LLC
7726 Moller Road
Indianapolis, IN 46268
(317)228-3100

QUALITY CONTROL DATA

Project: Eagle Valley P1R3
Pace Project No.: 50303114

QC Batch: 651093 | Analysis Method: SM 4500-S2-D
QC Batch Method: SM 4500-S2-D | Analysis Description: 4500S2D Sulfide Water
Laboratory: Pace Analytical Services - Indianapolis
Associated Lab Samples: 50303114001, 50303114002, 50303114005, 50303114006, 50303114007

METHOD BLANK: 3000812 Matrix: Water
Associated Lab Samples: 50303114001, 50303114002, 50303114005, 50303114006, 50303114007

Parameter	Units	Blank Result	Reporting Limit	Analyzed	Qualifiers
Sulfide	mg/L	ND	0.10	11/17/21 17:00	

LABORATORY CONTROL SAMPLE: 3000813

Parameter	Units	Spike Conc.	LCS Result	LCS % Rec	% Rec Limits	Qualifiers
Sulfide	mg/L	0.5	0.52	103	90-110	

MATRIX SPIKE & MATRIX SPIKE DUPLICATE: 3000814 3000815

Parameter	Units	50303114002 Result	MS Spike Conc.	MSD Spike Conc.	MS Result	MSD Result	MS % Rec	MSD % Rec	% Rec Limits	RPD	Max RPD	Qual
Sulfide	mg/L	ND	0.5	0.5	0.56	0.56	111	112	90-110	1	20	M3

MATRIX SPIKE SAMPLE: 3000816

Parameter	Units	50303114005 Result	Spike Conc.	MS Result	MS % Rec	% Rec Limits	Qualifiers
Sulfide	mg/L	ND	0.5	0.53	106	90-110	

Results presented on this page are in the units indicated by the "Units" column except where an alternate unit is presented to the right of the result.

REPORT OF LABORATORY ANALYSIS

This report shall not be reproduced, except in full,
without the written consent of Pace Analytical Services, LLC.

Pace Analytical Services, LLC
7726 Moller Road
Indianapolis, IN 46268
(317)228-3100

QUALITY CONTROL DATA

Project: Eagle Valley P1R3
Pace Project No.: 50303114

QC Batch: 653052 | Analysis Method: HACH 8146
QC Batch Method: HACH 8146 | Analysis Description: Iron, Ferrous
Laboratory: Pace Analytical Services - Indianapolis
Associated Lab Samples: 50303114001, 50303114002, 50303114005, 50303114006, 50303114007

METHOD BLANK: 3009035 Matrix: Water
Associated Lab Samples: 50303114001, 50303114002, 50303114005, 50303114006, 50303114007

Parameter	Units	Blank Result	Reporting Limit	Analyzed	Qualifiers
Iron, Ferrous	mg/L	ND	0.20	12/01/21 12:00	H3,N2

LABORATORY CONTROL SAMPLE: 3009036

Parameter	Units	Spike Conc.	LCS Result	LCS % Rec	% Rec Limits	Qualifiers
Iron, Ferrous	mg/L	1	1.0	104	90-110	H3,N2

MATRIX SPIKE & MATRIX SPIKE DUPLICATE: 3009037 3009038

Parameter	Units	50303114002 Result	MS Spike Conc.	MSD Spike Conc.	MS Result	MSD Result	MS % Rec	MSD % Rec	% Rec Limits	RPD	Max RPD	Qual
Iron, Ferrous	mg/L	ND	1	1	1.0	1.0	103	103	90-110	0	20	H3,N2

MATRIX SPIKE & MATRIX SPIKE DUPLICATE: 3009039 3009040

Parameter	Units	50303194002 Result	MS Spike Conc.	MSD Spike Conc.	MS Result	MSD Result	MS % Rec	MSD % Rec	% Rec Limits	RPD	Max RPD	Qual
Iron, Ferrous	mg/L	ND	1	1	1.0	1.1	101	107	90-110	6	20	H3,N2

Results presented on this page are in the units indicated by the "Units" column except where an alternate unit is presented to the right of the result.

REPORT OF LABORATORY ANALYSIS

This report shall not be reproduced, except in full,
without the written consent of Pace Analytical Services, LLC.

Pace Analytical Services, LLC
7726 Moller Road
Indianapolis, IN 46268
(317)228-3100

QUALITY CONTROL DATA

Project: Eagle Valley P1R3
Pace Project No.: 50303114

QC Batch: 651044
QC Batch Method: EPA 353.2
Analysis Method: EPA 353.2
Analysis Description: 353.2 Nitrate + Nitrite, Unpres.
Laboratory: Pace Analytical Services - Indianapolis
Associated Lab Samples: 50303114001, 50303114002, 50303114005, 50303114006, 50303114007

METHOD BLANK: 3000563 Matrix: Water
Associated Lab Samples: 50303114001, 50303114002, 50303114005, 50303114006, 50303114007

Parameter	Units	Blank Result	Reporting Limit	Analyzed	Qualifiers
Nitrogen, Nitrate	mg/L	ND	0.10	11/17/21 15:19	
Nitrogen, Nitrite	mg/L	ND	0.10	11/17/21 15:19	

LABORATORY CONTROL SAMPLE: 3000564

Parameter	Units	Spike Conc.	LCS Result	LCS % Rec	% Rec Limits	Qualifiers
Nitrogen, Nitrate	mg/L	1	1.0	103	90-110	
Nitrogen, Nitrite	mg/L	1	1.1	110	90-110	

MATRIX SPIKE & MATRIX SPIKE DUPLICATE: 3000565 3000566

Parameter	Units	50303114002 Result	MS Spike Conc.	MSD Spike Conc.	MS Result	MSD Result	MS % Rec	MSD % Rec	% Rec Limits	RPD	Max RPD	Qual
Nitrogen, Nitrate	mg/L	2.6	1	1	3.6	3.6	103	102	90-110	0	20	
Nitrogen, Nitrite	mg/L	ND	1	1	1.1	1.1	111	111	90-110	0	20	M3

MATRIX SPIKE SAMPLE: 3000567

Parameter	Units	50303060003 Result	Spike Conc.	MS Result	MS % Rec	% Rec Limits	Qualifiers
Nitrogen, Nitrate	mg/L	0.065	1	1.1	105	90-110	
Nitrogen, Nitrite	mg/L	ND	1	1.1	111	90-110	M0

Results presented on this page are in the units indicated by the "Units" column except where an alternate unit is presented to the right of the result.

REPORT OF LABORATORY ANALYSIS

This report shall not be reproduced, except in full,
without the written consent of Pace Analytical Services, LLC.

Pace Analytical Services, LLC
7726 Moller Road
Indianapolis, IN 46268
(317)228-3100

QUALITY CONTROL DATA

Project: Eagle Valley P1R3
Pace Project No.: 50303114

QC Batch: 652836
QC Batch Method: EPA 365.1
Analysis Method: EPA 365.1
Analysis Description: 365.1 Total Phosphorus
Laboratory: Pace Analytical Services - Indianapolis
Associated Lab Samples: 50303114001

METHOD BLANK: 3008294 Matrix: Water
Associated Lab Samples: 50303114001

Parameter	Units	Blank Result	Reporting Limit	Analyzed	Qualifiers
Phosphate as P04	mg/L	ND	0.15	12/01/21 14:30	

LABORATORY CONTROL SAMPLE: 3008295

Parameter	Units	Spike Conc.	LCS Result	LCS % Rec	% Rec Limits	Qualifiers
Phosphate as P04	mg/L		1.5			

MATRIX SPIKE & MATRIX SPIKE DUPLICATE: 3008296 3008297

Parameter	Units	50303104005 Result	MS Spike Conc.	MSD Spike Conc.	MS Result	MSD Result	MS % Rec	MSD % Rec	% Rec Limits	RPD	Max RPD	Qual
Phosphate as P04	mg/L	ND			1.4	1.4				2		

Results presented on this page are in the units indicated by the "Units" column except where an alternate unit is presented to the right of the result.

REPORT OF LABORATORY ANALYSIS

This report shall not be reproduced, except in full,
without the written consent of Pace Analytical Services, LLC.

Pace Analytical Services, LLC
7726 Moller Road
Indianapolis, IN 46268
(317)228-3100

QUALITY CONTROL DATA

Project: Eagle Valley P1R3
Pace Project No.: 50303114

QC Batch: 653035 | Analysis Method: EPA 365.1
QC Batch Method: EPA 365.1 | Analysis Description: 365.1 Total Phosphorus
Laboratory: Pace Analytical Services - Indianapolis
Associated Lab Samples: 50303114002, 50303114005, 50303114006, 50303114007

METHOD BLANK: 3008992 Matrix: Water
Associated Lab Samples: 50303114002, 50303114005, 50303114006, 50303114007

Parameter	Units	Blank Result	Reporting Limit	Analyzed	Qualifiers
Phosphate as P04	mg/L	ND	0.15	12/02/21 14:09	

LABORATORY CONTROL SAMPLE: 3008993

Parameter	Units	Spike Conc.	LCS Result	LCS % Rec	% Rec Limits	Qualifiers
Phosphate as P04	mg/L		1.4			

MATRIX SPIKE & MATRIX SPIKE DUPLICATE: 3008994 3008995

Parameter	Units	50303114002 Result	MS Spike Conc.	MSD Spike Conc.	MS Result	MSD Result	MS % Rec	MSD % Rec	% Rec Limits	RPD	Max RPD	Qual
Phosphate as P04	mg/L	ND			1.5	1.5				1		

MATRIX SPIKE SAMPLE: 3008996

Parameter	Units	50303157004 Result	Spike Conc.	MS Result	MS % Rec	% Rec Limits	Qualifiers
Phosphate as P04	mg/L	ND		1.5			

Results presented on this page are in the units indicated by the "Units" column except where an alternate unit is presented to the right of the result.

REPORT OF LABORATORY ANALYSIS

This report shall not be reproduced, except in full,
without the written consent of Pace Analytical Services, LLC.

Pace Analytical Services, LLC
7726 Moller Road
Indianapolis, IN 46268
(317)228-3100

QUALITY CONTROL DATA

Project: Eagle Valley P1R3
Pace Project No.: 50303114

QC Batch: 652938 | Analysis Method: SM 5310C
QC Batch Method: SM 5310C | Analysis Description: 5310C Total Organic Carbon
Laboratory: Pace Analytical Services - Indianapolis
Associated Lab Samples: 50303114001, 50303114002, 50303114005, 50303114006, 50303114007

METHOD BLANK: 3008618 Matrix: Water
Associated Lab Samples: 50303114001, 50303114002, 50303114005, 50303114006, 50303114007

Parameter	Units	Blank Result	Reporting Limit	Analyzed	Qualifiers
Total Organic Carbon	mg/L	ND	1.0	12/01/21 04:36	

LABORATORY CONTROL SAMPLE: 3008619

Parameter	Units	Spike Conc.	LCS Result	LCS % Rec	% Rec Limits	Qualifiers
Total Organic Carbon	mg/L	10	9.6	96	90-110	

MATRIX SPIKE & MATRIX SPIKE DUPLICATE: 3008620 3008621

Parameter	Units	50303104005 Result	MS Spike Conc.	MSD Spike Conc.	MS Result	MSD Result	MS % Rec	MSD % Rec	% Rec Limits	RPD	Max RPD	Qual
Total Organic Carbon	mg/L	3.9	10	10	13.7	13.9	98	100	80-120	2	20	

MATRIX SPIKE & MATRIX SPIKE DUPLICATE: 3008622 3008623

Parameter	Units	50303114002 Result	MS Spike Conc.	MSD Spike Conc.	MS Result	MSD Result	MS % Rec	MSD % Rec	% Rec Limits	RPD	Max RPD	Qual
Total Organic Carbon	mg/L	ND	10	10	10.2	10.1	97	96	80-120	1	20	

Results presented on this page are in the units indicated by the "Units" column except where an alternate unit is presented to the right of the result.

REPORT OF LABORATORY ANALYSIS

This report shall not be reproduced, except in full,
without the written consent of Pace Analytical Services, LLC.

Pace Analytical Services, LLC
7726 Moller Road
Indianapolis, IN 46268
(317)228-3100

QUALITY CONTROL DATA

Project: Eagle Valley P1R3
Pace Project No.: 50303114

QC Batch: 653175 | Analysis Method: SM 5310C
QC Batch Method: SM 5310C | Analysis Description: 5310C Dissolved Organic Carbon
Laboratory: Pace Analytical Services - Indianapolis
Associated Lab Samples: 50303114001, 50303114002, 50303114005, 50303114006

METHOD BLANK: 3009507 Matrix: Water
Associated Lab Samples: 50303114001, 50303114002, 50303114005, 50303114006

Parameter	Units	Blank Result	Reporting Limit	Analyzed	Qualifiers
Dissolved Organic Carbon	mg/L	ND	1.0	12/01/21 17:12	

LABORATORY CONTROL SAMPLE: 3009508

Parameter	Units	Spike Conc.	LCS Result	LCS % Rec	% Rec Limits	Qualifiers
Dissolved Organic Carbon	mg/L	10	10.4	104	90-110	

MATRIX SPIKE & MATRIX SPIKE DUPLICATE: 3009509 3009510

Parameter	Units	50303114002 Result	MS Spike Conc.	MSD Spike Conc.	MS Result	MSD Result	MS % Rec	MSD % Rec	% Rec Limits	RPD	Max RPD	Qual
Dissolved Organic Carbon	mg/L	ND	10	10	10.4	10.7	99	103	80-120	3	20	

MATRIX SPIKE SAMPLE: 3009511

Parameter	Units	50303157001 Result	Spike Conc.	MS Result	MS % Rec	% Rec Limits	Qualifiers
Dissolved Organic Carbon	mg/L	ND	10	11.0	103	80-120	

Results presented on this page are in the units indicated by the "Units" column except where an alternate unit is presented to the right of the result.

REPORT OF LABORATORY ANALYSIS

This report shall not be reproduced, except in full,
without the written consent of Pace Analytical Services, LLC.

Pace Analytical Services, LLC
7726 Moller Road
Indianapolis, IN 46268
(317)228-3100

ANALYTICAL RESULTS - RADIOCHEMISTRY

Project: Eagle Valley P1R3
Pace Project No.: 50303114

Sample: MW-13S **Lab ID: 50303114001** Collected: 11/16/21 15:15 Received: 11/17/21 12:15 Matrix: Water
PWS: Site ID: Sample Type:

Parameters	Method	Act ± Unc (MDC) Carr Trac	Units	Analyzed	CAS No.	Qual
	Pace Analytical Services - Greensburg					
Radium-226	EPA 903.1	**0.348 ± 0.324 (0.427) C:NA T:95%**	pCi/L	12/23/21 13:16	13982-63-3	
	Pace Analytical Services - Greensburg					
Radium-228	EPA 904.0	**0.161 ± 0.355 (0.788) C:66% T:89%**	pCi/L	12/29/21 14:56	15262-20-1	
	Pace Analytical Services - Greensburg					
Total Radium	Total Radium Calculation	**0.509 ± 0.679 (1.22)**	pCi/L	01/06/22 08:22	7440-14-4	

This report shall not be reproduced, except in full,
without the written consent of Pace Analytical Services, LLC.

Pace Analytical Services, LLC
7726 Moller Road
Indianapolis, IN 46268
(317)228-3100

ANALYTICAL RESULTS - RADIOCHEMISTRY

Project: Eagle Valley P1R3
Pace Project No.: 50303114

Sample: MW-13I **Lab ID: 50303114002** Collected: 11/16/21 13:00 Received: 11/17/21 12:15 Matrix: Water
PWS: Site ID: Sample Type:

Parameters	Method	Act ± Unc (MDC) Carr Trac	Units	Analyzed	CAS No.	Qual
	Pace Analytical Services - Greensburg					
Radium-226	EPA 903.1	**0.430 ± 0.369 (0.500) C:NA T:92%**	pCi/L	12/23/21 13:16	13982-63-3	
	Pace Analytical Services - Greensburg					
Radium-228	EPA 904.0	**0.151 ± 0.327 (0.725) C:71% T:93%**	pCi/L	12/29/21 14:56	15262-20-1	
	Pace Analytical Services - Greensburg					
Total Radium	Total Radium Calculation	**0.581 ± 0.696 (1.23)**	pCi/L	01/06/22 08:22	7440-14-4	

This report shall not be reproduced, except in full,
without the written consent of Pace Analytical Services, LLC.

Pace Analytical Services, LLC
7726 Moller Road
Indianapolis, IN 46268
(317)228-3100

ANALYTICAL RESULTS - RADIOCHEMISTRY

Project: Eagle Valley P1R3
Pace Project No.: 50303114

Sample: MW-13I MS **Lab ID: 50303114003** Collected: 11/16/21 13:00 Received: 11/17/21 12:15 Matrix: Water
PWS: Site ID: Sample Type:

Parameters	Method	Act ± Unc (MDC) Carr Trac	Units	Analyzed	CAS No.	Qual
	Pace Analytical Services - Greensburg					
Radium-226	EPA 903.1	**108.98 %REC ± NA (NA) C:NA T:NA%**	pCi/L	12/23/21 13:49	13982-63-3	
	Pace Analytical Services - Greensburg					
Radium-228	EPA 904.0	**121.23 %REC ± NA (NA) C:NA T:NA**	pCi/L	12/29/21 14:56	15262-20-1	

REPORT OF LABORATORY ANALYSIS

This report shall not be reproduced, except in full,
without the written consent of Pace Analytical Services, LLC.

Pace Analytical Services, LLC
7726 Moller Road
Indianapolis, IN 46268
(317)228-3100

ANALYTICAL RESULTS - RADIOCHEMISTRY

Project: Eagle Valley P1R3
Pace Project No.: 50303114

Sample: MW-13I MSD **Lab ID: 50303114004** Collected: 11/16/21 13:00 Received: 11/17/21 12:15 Matrix: Water
PWS: Site ID: Sample Type:

Parameters	Method	Act ± Unc (MDC) Carr Trac	Units	Analyzed	CAS No.	Qual
	Pace Analytical Services - Greensburg					
Radium-226	EPA 903.1	**96.38%REC 12.28 RPD ± NA (NA) C:NA T:NA%**	pCi/L	12/23/21 13:49	13982-63-3	
	Pace Analytical Services - Greensburg					
Radium-228	EPA 904.0	**121.26 %REC 0.35 RPD ± NA (NA) C:NA T:NA**	pCi/L	12/29/21 14:56	15262-20-1	

REPORT OF LABORATORY ANALYSIS

This report shall not be reproduced, except in full,
without the written consent of Pace Analytical Services, LLC.

Pace Analytical Services, LLC
7726 Moller Road
Indianapolis, IN 46268
(317)228-3100

ANALYTICAL RESULTS - RADIOCHEMISTRY

Project: Eagle Valley P1R3
Pace Project No.: 50303114

Sample: MW-13D **Lab ID: 50303114005** Collected: 11/16/21 11:15 Received: 11/17/21 12:15 Matrix: Water
PWS: Site ID: Sample Type:

Parameters	Method	Act ± Unc (MDC) Carr Trac	Units	Analyzed	CAS No.	Qual
	Pace Analytical Services - Greensburg					
Radium-226	EPA 903.1	**0.322 ± 0.296 (0.175) C:NA T:100%**	pCi/L	12/23/21 13:49	13982-63-3	
	Pace Analytical Services - Greensburg					
Radium-228	EPA 904.0	**0.228 ± 0.397 (0.867) C:65% T:94%**	pCi/L	12/29/21 14:56	15262-20-1	
	Pace Analytical Services - Greensburg					
Total Radium	Total Radium Calculation	**0.550 ± 0.693 (1.04)**	pCi/L	01/06/22 08:22	7440-14-4	

This report shall not be reproduced, except in full,
without the written consent of Pace Analytical Services, LLC.

Pace Analytical Services, LLC
7726 Moller Road
Indianapolis, IN 46268
(317)228-3100

ANALYTICAL RESULTS - RADIOCHEMISTRY

Project: Eagle Valley P1R3
Pace Project No.: 50303114

Sample: DUP **Lab ID: 50303114006** Collected: 11/16/21 08:00 Received: 11/17/21 12:15 Matrix: Water
PWS: Site ID: Sample Type:

Parameters	Method	Act ± Unc (MDC) Carr Trac	Units	Analyzed	CAS No.	Qual
	Pace Analytical Services - Greensburg					
Radium-226	EPA 903.1	**-0.128 ± 0.398 (0.904) C:NA T:94%**	pCi/L	12/23/21 13:49	13982-63-3	
	Pace Analytical Services - Greensburg					
Radium-228	EPA 904.0	**0.224 ± 0.362 (0.786) C:65% T:95%**	pCi/L	12/29/21 14:56	15262-20-1	
	Pace Analytical Services - Greensburg					
Total Radium	Total Radium Calculation	**0.224 ± 0.760 (1.69)**	pCi/L	01/06/22 08:22	7440-14-4	

This report shall not be reproduced, except in full,
without the written consent of Pace Analytical Services, LLC.

Pace Analytical Services, LLC
7726 Moller Road
Indianapolis, IN 46268
(317)228-3100

ANALYTICAL RESULTS - RADIOCHEMISTRY

Project: Eagle Valley P1R3
Pace Project No.: 50303114

Sample: FB **Lab ID: 50303114007** Collected: 11/16/21 11:30 Received: 11/17/21 12:15 Matrix: Water
PWS: Site ID: Sample Type:

Parameters	Method	Act ± Unc (MDC) Carr Trac	Units	Analyzed	CAS No.	Qual
	Pace Analytical Services - Greensburg					
Radium-226	EPA 903.1	**-0.209 ± 0.362 (0.913) C:NA T:97%**	pCi/L	12/23/21 13:49	13982-63-3	
	Pace Analytical Services - Greensburg					
Radium-228	EPA 904.0	**0.481 ± 0.435 (0.882) C:65% T:91%**	pCi/L	12/29/21 14:56	15262-20-1	
	Pace Analytical Services - Greensburg					
Total Radium	Total Radium Calculation	**0.481 ± 0.797 (1.80)**	pCi/L	01/06/22 08:22	7440-14-4	

This report shall not be reproduced, except in full,
without the written consent of Pace Analytical Services, LLC.

Pace Analytical Services, LLC
7726 Moller Road
Indianapolis, IN 46268
(317)228-3100

QUALITY CONTROL - RADIOCHEMISTRY

Project: Eagle Valley P1R3
Pace Project No.: 50303114

QC Batch: 475875 Analysis Method: EPA 903.1
QC Batch Method: EPA 903.1 Analysis Description: 903.1 Radium-226
Laboratory: Pace Analytical Services - Greensburg
Associated Lab Samples: 50303114001, 50303114002, 50303114003, 50303114004, 50303114005, 50303114006, 50303114007

METHOD BLANK: 2298553 Matrix: Water
Associated Lab Samples: 50303114001, 50303114002, 50303114003, 50303114004, 50303114005, 50303114006, 50303114007

Parameter	Act ± Unc (MDC) Carr Trac	Units	Analyzed	Qualifiers
Radium-226	0.000 ± 0.215 (0.437) C:NA T:98%	pCi/L	12/23/21 13:01	

Results presented on this page are in the units indicated by the "Units" column except where an alternate unit is presented to the right of the result.

REPORT OF LABORATORY ANALYSIS

This report shall not be reproduced, except in full,
without the written consent of Pace Analytical Services, LLC.

Pace Analytical Services, LLC
7726 Moller Road
Indianapolis, IN 46268
(317)228-3100

QUALITY CONTROL - RADIOCHEMISTRY

Project: Eagle Valley P1R3
Pace Project No.: 50303114

QC Batch: 475876 Analysis Method: EPA 904.0
QC Batch Method: EPA 904.0 Analysis Description: 904.0 Radium 228
Laboratory: Pace Analytical Services - Greensburg
Associated Lab Samples: 50303114001, 50303114002, 50303114003, 50303114004, 50303114005, 50303114006, 50303114007

METHOD BLANK: 2298554 Matrix: Water
Associated Lab Samples: 50303114001, 50303114002, 50303114003, 50303114004, 50303114005, 50303114006, 50303114007

Parameter	Act ± Unc (MDC) Carr Trac	Units	Analyzed	Qualifiers
Radium-228	0.793 ± 0.412 (0.706) C:77% T:86%	pCi/L	12/29/21 14:56	

Results presented on this page are in the units indicated by the "Units" column except where an alternate unit is presented to the right of the result.

REPORT OF LABORATORY ANALYSIS

This report shall not be reproduced, except in full,
without the written consent of Pace Analytical Services, LLC.

Pace Analytical Services, LLC
7726 Moller Road
Indianapolis, IN 46268
(317)228-3100

QUALIFIERS

Project: Eagle Valley P1R3
Pace Project No.: 50303114

DEFINITIONS

DF - Dilution Factor, if reported, represents the factor applied to the reported data due to dilution of the sample aliquot.

ND - Not Detected at or above adjusted reporting limit.

TNTC - Too Numerous To Count

J - Estimated concentration above the adjusted method detection limit and below the adjusted reporting limit.

MDL - Adjusted Method Detection Limit.

PQL - Practical Quantitation Limit.

RL - Reporting Limit - The lowest concentration value that meets project requirements for quantitative data with known precision and bias for a specific analyte in a specific matrix.

S - Surrogate

1,2-Diphenylhydrazine decomposes to and cannot be separated from Azobenzene using Method 8270. The result for each analyte is a combined concentration.

Consistent with EPA guidelines, unrounded data are displayed and have been used to calculate % recovery and RPD values.

LCS(D) - Laboratory Control Sample (Duplicate)

MS(D) - Matrix Spike (Duplicate)

DUP - Sample Duplicate

RPD - Relative Percent Difference

NC - Not Calculable.

SG - Silica Gel - Clean-Up

U - Indicates the compound was analyzed for, but not detected.

N-Nitrosodiphenylamine decomposes and cannot be separated from Diphenylamine using Method 8270. The result reported for each analyte is a combined concentration.

Reported results are not rounded until the final step prior to reporting. Therefore, calculated parameters that are typically reported as "Total" may vary slightly from the sum of the reported component parameters.

Act - Activity

Unc - Uncertainty: SDWA = 1.96 sigma count uncertainty, all other matrices = Expanded Uncertainty (95% confidence interval). Gamma Spec = Expanded Uncertainty (95.4% Confidence Interval)

(MDC) - Minimum Detectable Concentration

Trac - Tracer Recovery (%)

Carr - Carrier Recovery (%)

Pace Analytical is TNI accredited. Contact your Pace PM for the current list of accredited analytes.

TNI - The NELAC Institute.

ANALYTE QUALIFIERS

H3	Sample was received or analysis requested beyond the recognized method holding time.
M0	Matrix spike recovery and/or matrix spike duplicate recovery was outside laboratory control limits.
M3	Matrix spike recovery was outside laboratory control limits due to matrix interferences.
N2	The lab does not hold NELAC/TNI accreditation for this parameter but other accreditations/certifications may apply. A complete list of accreditations/certifications is available upon request.
P6	Matrix spike recovery was outside laboratory control limits due to a parent sample concentration notably higher than the spike level.
PL	The minimum mass of dried residue of 2.5 mg could not be obtained using the routine sample volume of 100 mL.
PO	The reported result is outside the range of the pH buffer solutions used to check the calibration of the pH meter.

This report shall not be reproduced, except in full,
without the written consent of Pace Analytical Services, LLC.

Pace Analytical Services, LLC
7726 Moller Road
Indianapolis, IN 46268
(317)228-3100

QUALITY CONTROL DATA CROSS REFERENCE TABLE

Project: Eagle Valley P1R3
Pace Project No.: 50303114

Lab ID	Sample ID	QC Batch Method	QC Batch	Analytical Method	Analytical Batch
50303114001	**MW-13S**	EPA 9056	651080		
50303114002	**MW-13I**	EPA 9056	651080		
50303114005	**MW-13D**	EPA 9056	651080		
50303114006	**DUP**	EPA 9056	651080		
50303114007	**FB**	EPA 9056	651080		
50303114001	**MW-13S**	EPA 3010	652067	EPA 6010	652679
50303114002	**MW-13I**	EPA 3010	652067	EPA 6010	652679
50303114005	**MW-13D**	EPA 3010	652067	EPA 6010	652679
50303114006	**DUP**	EPA 3010	652067	EPA 6010	652679
50303114007	**FB**	EPA 3010	652067	EPA 6010	652679
50303114001	**MW-13S**	EPA 3010	652231	EPA 6010	652893
50303114002	**MW-13I**	EPA 3010	652231	EPA 6010	652893
50303114005	**MW-13D**	EPA 3010	652231	EPA 6010	652893
50303114006	**DUP**	EPA 3010	652231	EPA 6010	652893
50303114001	**MW-13S**	EPA 200.2	651210	EPA 6020	651448
50303114002	**MW-13I**	EPA 200.2	651210	EPA 6020	651448
50303114005	**MW-13D**	EPA 200.2	651210	EPA 6020	651448
50303114006	**DUP**	EPA 200.2	651210	EPA 6020	651448
50303114007	**FB**	EPA 200.2	651210	EPA 6020	651448
50303114001	**MW-13S**	EPA 903.1	475875		
50303114002	**MW-13I**	EPA 903.1	475875		
50303114003	**MW-13I MS**	EPA 903.1	475875		
50303114004	**MW-13I MSD**	EPA 903.1	475875		
50303114005	**MW-13D**	EPA 903.1	475875		
50303114006	**DUP**	EPA 903.1	475875		
50303114007	**FB**	EPA 903.1	475875		
50303114001	**MW-13S**	EPA 904.0	475876		
50303114002	**MW-13I**	EPA 904.0	475876		
50303114003	**MW-13I MS**	EPA 904.0	475876		
50303114004	**MW-13I MSD**	EPA 904.0	475876		
50303114005	**MW-13D**	EPA 904.0	475876		
50303114006	**DUP**	EPA 904.0	475876		
50303114007	**FB**	EPA 904.0	475876		
50303114001	**MW-13S**	Total Radium Calculation	478604		
50303114002	**MW-13I**	Total Radium Calculation	478604		
50303114005	**MW-13D**	Total Radium Calculation	478604		
50303114006	**DUP**	Total Radium Calculation	478604		
50303114007	**FB**	Total Radium Calculation	478604		
50303114001	**MW-13S**	SM 2320B	651867		
50303114002	**MW-13I**	SM 2320B	651867		
50303114005	**MW-13D**	SM 2320B	651867		
50303114006	**DUP**	SM 2320B	651867		
50303114007	**FB**	SM 2320B	651867		
50303114001	**MW-13S**	SM 2540C	651161		
50303114002	**MW-13I**	SM 2540C	651161		

This report shall not be reproduced, except in full,
without the written consent of Pace Analytical Services, LLC.

Pace Analytical Services, LLC
7726 Moller Road
Indianapolis, IN 46268
(317)228-3100

QUALITY CONTROL DATA CROSS REFERENCE TABLE

Project: Eagle Valley P1R3
Pace Project No.: 50303114

Lab ID	Sample ID	QC Batch Method	QC Batch	Analytical Method	Analytical Batch
50303114005	**MW-13D**	SM 2540C	651161		
50303114006	**DUP**	SM 2540C	651161		
50303114007	**FB**	SM 2540C	651161		
50303114001	**MW-13S**	SM 4500-H+B	651328		
50303114002	**MW-13I**	SM 4500-H+B	651328		
50303114005	**MW-13D**	SM 4500-H+B	651328		
50303114006	**DUP**	SM 4500-H+B	651468		
50303114007	**FB**	SM 4500-H+B	651468		
50303114001	**MW-13S**	SM 4500-S2-D	651093		
50303114002	**MW-13I**	SM 4500-S2-D	651093		
50303114005	**MW-13D**	SM 4500-S2-D	651093		
50303114006	**DUP**	SM 4500-S2-D	651093		
50303114007	**FB**	SM 4500-S2-D	651093		
50303114001	**MW-13S**	HACH 8146	653052		
50303114002	**MW-13I**	HACH 8146	653052		
50303114005	**MW-13D**	HACH 8146	653052		
50303114006	**DUP**	HACH 8146	653052		
50303114007	**FB**	HACH 8146	653052		
50303114001	**MW-13S**	EPA 353.2	651044		
50303114002	**MW-13I**	EPA 353.2	651044		
50303114005	**MW-13D**	EPA 353.2	651044		
50303114006	**DUP**	EPA 353.2	651044		
50303114007	**FB**	EPA 353.2	651044		
50303114001	**MW-13S**	EPA 365.1	652836	EPA 365.1	653155
50303114002	**MW-13I**	EPA 365.1	653035	EPA 365.1	653335
50303114005	**MW-13D**	EPA 365.1	653035	EPA 365.1	653335
50303114006	**DUP**	EPA 365.1	653035	EPA 365.1	653335
50303114007	**FB**	EPA 365.1	653035	EPA 365.1	653335
50303114001	**MW-13S**	SM 5310C	652938		
50303114002	**MW-13I**	SM 5310C	652938		
50303114005	**MW-13D**	SM 5310C	652938		
50303114006	**DUP**	SM 5310C	652938		
50303114007	**FB**	SM 5310C	652938		
50303114001	**MW-13S**	SM 5310C	653175		
50303114002	**MW-13I**	SM 5310C	653175		
50303114005	**MW-13D**	SM 5310C	653175		
50303114006	**DUP**	SM 5310C	653175		

This report shall not be reproduced, except in full,
without the written consent of Pace Analytical Services, LLC.

Pace Analytical
WWW.PACELABS.COM

CHAIN-OF-CUSTODY / Analytical Request Do

The Chain-of-Custody is a LEGAL DOCUMENT. All relevant fields must

WO# : 50303114

50303114

Section A Required Client Information:		Section B Required Project Information:		Section C Invoice Information:	
Company:	ATC Group Services	Report To:	Mark Breting	Attention:	
Address:	7988 Centerpoint Drive	Copy To:		Company Name:	
	Indianapolis, IN 46256			Address:	
Email:	mark.breting@atcassociates.com	Purchase Order #:		Pace Quote:	
Phone:	NONE Fax:	Project Name:	Eagle Valley Profile 1 Report 3	Pace Project Manager:	hayden.putt@pacelabs.com
Requested Due Date:		Project #:		Pace Profile #:	6246 Line 29

Regulatory Agency
State / Location
IN

ITEM #	SAMPLE ID One Character per box. (A-Z, 0-9 / , -) Sample Ids must be unique	MATRIX CODE (see valid codes to left)	SAMPLE TYPE (G=GRAB C=COMP)	COLLECTED START DATE	COLLECTED START TIME	COLLECTED END DATE	COLLECTED END TIME	SAMPLE TEMP AT COLLECTION	# OF CONTAINERS	Preservatives: Unpreserved	H2SO4	HNO3	HCl	NaOH + ZnAcetate	Na2S2O3	Methanol	Other	Analyses Test Y/N	TDS/ NO3,NO2-Wet	(Cl, F, SO4) IC	Metals, Total*	Metals Diss. Field Filtered**	Rad-228	Rad-226	Alkalinity, Ferrous Iron, pH	TOC by 5310C	DOC by 5310C	Sulfide	Phosphate	Residual Chlorine (Y/N)	
	MATRIX: Drinking Water DW, Water WT, Waste Water WW, Product P, Soil/Solid SL, Oil OL, Wipe WP, Air AR, Other OT, Tissue TS																		Y							Y				
1	MW-13S	WT				11/16	1515		11	3	3	4		1				X	X	X	X	X	X	X	X	X	X	X		001
2	MW-13I	WT				11/16	1300		11	3	3	4		1				X	X	X	X	X	X	X	X	X	X	X		002 003, 004
3	MW-13D	WT				11/16	1115		11	3	3	4		1				X	X	X	X	X	X	X	X	X	X	X		005
4	DUP [redacted]	WT				11/16	✓		11	3	3	4		1				X	X	X	X	X	X	X	X	X	X	X		006
5	[redacted] FB	WT				11/16	1130		9	2	2	4		1				X	X	X	X	X	X	X	X	X	X	X		007
6	MS [redacted] (MW-13I)	WT				11/16	1300		11	3	3	4		1				X	X	X	X	X	X	X	X	X	X	X		
7	MSD [redacted] (MW-13I)	WT				11/16	1300		11	3	3	4		1				X	X	X	X	X	X	X	X	X	X	X		
8	[redacted]																													
9																														
10																														
11																														
12																														

ADDITIONAL COMMENTS	RELINQUISHED BY / AFFILIATION	DATE	TIME	ACCEPTED BY / AFFILIATION	DATE	TIME
* Metals: 6010 (Al, Ba, B, Fe, Mn, Mo, Ca, Mg, Na, K, Li, SiO2)	ATLAS	11/16	1730	Pace	11/17/21	1150
6020 (Co, As, Se, Sb),	Pace	11/17/21	1215	Daniel Pearson / Pace	11/17/21	1215
** Dissolved FF 6010 (Mo, Mn)						
Alkalinity = (Total , Bicarb & Carb)						

SAMPLE CONDITIONS			
TEMP in C	Received on Ice (Y/N)	Custody Sealed Cooler (Y/N)	Samples Intact (Y/N)
0.2	Y	N	Y
1.4	Y	N	Y
1.8	Y	N	Y

SAMPLER NAME AND SIGNATURE

PRINT Name of SAMPLER: P. Grey Hopper

SIGNATURE of SAMPLER: [signature]

DATE Signed: 11/16/21

Pace Analytical®

SAMPLE CONDITION UPON RECEIPT FORM

Date/Time and Initials of person examining contents: DMP 11/17/21 12:27

1. **Courier:** ☐ FED EX ☐ UPS ☐ CLIENT ☑ PACE ☐ USPS ☐ OTHER _____

2. **Custody Seal on Cooler/Box Present:** ☐ Yes ☑ No

(If yes)Seals Intact: ☐ Yes ☐ No **(leave blank if no seals were present)**

3. **Thermometer:** 1 2 3 4 5 6 A B C (D) E F

4. **Cooler Temperature:** C1 (0.2/0.2°C); C2 (1.4/1.4°C); C3 (1.8/1.8)
Temp should be above freezing to 6°C (Initial/Corrected)

5. **Packing Material:** ☐ Bubble Wrap ☑ Bubble Bags ☐ None ☐ Other _____

6. **Ice Type:** ☑ Wet ☐ Blue ☐ None

7. **If temp. is over 6°C or under 0°C, was the PM notified?:** ☐ Yes ☐ No

All discrepancies will be written out in the comments section below.

	Yes	No		Yes	No	N/A
USDA Regulated Soils? (HI, ID, NY, WA, OR,CA, NM, TX, OK, AR, LA, TN, AL, MS, NC, SC, GA, FL, or Puerto Rico)		✓	All containers needing acid/base pres. Have been CHECKED?: **exceptions: VOA, coliform, LLHg, O&G, and any container with a septum cap or preserved with HCl.** Circle: **HNO3 (<2) H2SO4 (<2) NaOH (>10) NaOH/ZnAc (>9)** Any non-conformance to pH recommendations will be noted on the container count form	✓		
Short Hold Time Analysis (48 hours or less)? **Analysis:** NO_3, NO_2	✓					
Time 5035A TC placed in Freezer or Short Holds To Lab	Time: 14:15 ~~13:30~~ DMP 11/17/21			Present	Absent	N/A ✓
			Residual Chlorine Check (SVOC 625 Pest/PCB 608)			
Rush TAT Requested (4 days or less): Not Listed		✓	Residual Chlorine Check (Total/Amenable/Free Cyanide)			✓
Custody Signatures Present?	✓		Headspace Wisconsin Sulfide?			✓
Containers Intact?:	✓		Headspace in VOA Vials (>6mm): See Containter Count form for details	Present	Absent	No VOA Vials Sent ✓
Sample Label (IDs/Dates/Times) Match COC?: Except TCs, which only require sample ID	✓		Trip Blank Present?		✓	
Extra labels on Terracore Vials? (soils only)		N/A	Trip Blank Custody Seals?:			✓

COMMENTS: BP3F MW-135 ice present in container. /DMP 11/17/21

COC PAGE 1 of 1

Sample Container Count

** Place a RED dot on containers that are out of conformance **

COC Line Item	WGFU	SBS / DI / MeOH (only) / BK / Kit R	DG9H VG9H	VOA VIAL HS (>6mm)	VG9U	DG9U	VG9T	AG0U	AG1H	AG1U	AG2U	AG3S	AG3SF	AG3C	BP1U	BP1N	BP2U	BP3U	BP3N	BP3F	BP3S	BP3B	BP3Z	CG3H	Syringe Kit			Matrix	HNO3/ H2SO4 pH <2	NaOH/ ZNAc pH >9	NaOH pH>10
1												1	1			2	1	2	1	1	1		1					WT	✓	✓	
2												3	3			6	3	6	3	3	3		3					↓	↓	↓	
3												1	1			2	1	2	1	1	1		1								
4												1	1			2	1	2	1	1	1		1								
5												1				2	1	2	1		1		1					↓	↓	↓	
6																															
7																															
8																															
9																															
10																															
11																															
12																															

Container Codes

Glass

DG9H	40mL HCl amber voa vial	BG1T	1L Na Thiosulfate clear glass	BP1B	1L NaOH plastic
DG9P	40mL TSP amber vial	BG1U	1L unpreserved glass	BP1N	1L HNO3 plastic
DG9S	40mL H2SO4 amber vial	BG3H	250mL HCl Clear Glass	BP1S	1L H2SO4 plastic
DG9T	40mL Na Thio amber vial	BG3U	250mL Unpres Clear Glass	BP1U	1L unpreserved plastic
DG9U	40mL unpreserved amber vial	AG0U	100mL unpres amber glass	BP1Z	1L NaOH, Zn, Ac
VG9H	40mL HCl clear vial	AG1H	1L HCl amber glass	BP2N	500mL HNO3 plastic
VG9T	40mL Na Thio. clear vial	AG1S	1L H2SO4 amber glass	BP2C	500mL NaOH plastic
VG9U	40mL unpreserved clear vial	AG1T	1L Na Thiosulfate amber glass	BP2S	500mL H2SO4 plastic
I	40mL w/hexane wipe vial	AG1U	1liter unpres amber glass	BP2U	500mL unpreserved plastic
WGKU	8oz unpreserved clear jar	AG2N	500mL HNO3 amber glass	BP2Z	500mL NaOH, Zn Ac
WGFU	4oz clear soil jar	AG2S	500mL H2SO4 amber glass	BP3B	250mL NaOH plastic
JGFU	4oz unpreserved amber wide	AG2U	500mL unpres amber glass	BP3N	250mL HNO3 plastic
CG3H	250mL clear glass HCl	AG3S	250mL H2SO4 amber glass	BP3F	250mL HNO3 plastic-field filtered
BG1H	1L HCl clear glass	AG3SF	250mL H2SO4 amb glass -field filtered	BP3U	250mL unpreserved plastic
BG1S	1L H2SO4 clear glass	AG3U	250mL unpres amber glass	BP3S	250mL H2SO4 plastic
GN	General	AG3C	250mL NaOH amber glass	BP3Z	250mL NaOH, ZnAc plastic

Plastic / Misc.

BP4U	125mL unpreserved plastic
BP4N	125mL HNO3 plastic
BP4S	125mL H2SO4 plastic

Syringe Kit	LL Cr+6 sampling kit

AF	Air Filter
C	Air Cassettes
R	Terracore kit
SP5T	120mL Coliform Na Thiosulfate
U	Summa Can
ZPLC	Ziploc Bag

WT		Water	
SL		Solid	
NAL	OL	Non-aqueous liquid	Oil
WP		Wipe	

Pace Analytical Services, LLC
7726 Moller Road
Indianapolis, IN 46268
(317)228-3100

February 17, 2022

Mr. Mark Breting
ATC Group Services
7988 Centerpoint Drive
Suite 100
Indianapolis, IN 46256

RE: Project: Eagle Valley P1R1
Pace Project No.: 50303194

Dear Mr. Breting:

Enclosed are the analytical results for sample(s) received by the laboratory on November 18, 2021. The results relate only to the samples included in this report. Results reported herein conform to the applicable TNI/NELAC Standards and the laboratory's Quality Manual, where applicable, unless otherwise noted in the body of the report.

The test results provided in this final report were generated by each of the following laboratories within the Pace Network:

- Pace Analytical Services - Indianapolis
- Pace Analytical Services - Greensburg

If you have any questions concerning this report, please feel free to contact me.

Sincerely,

Hayden Putt
hayden.putt@pacelabs.com
(317)228-3145
Project Manager

Enclosures

cc: Mr. Robert Miller, Haley & Aldrich

This report shall not be reproduced, except in full,
without the written consent of Pace Analytical Services, LLC.

Pace Analytical Services, LLC
7726 Moller Road
Indianapolis, IN 46268
(317)228-3100

CERTIFICATIONS

Project: Eagle Valley P1R1
Pace Project No.: 50303194

Pace Analytical Services Pennsylvania

1638 Roseytown Rd Suites 2,3&4, Greensburg, PA 15601
ANAB DOD-ELAP Rad Accreditation #: L2417
Alabama Certification #: 41590
Arizona Certification #: AZ0734
Arkansas Certification
California Certification #: 04222CA
Colorado Certification #: PA01547
Connecticut Certification #: PH-0694
Delaware Certification
EPA Region 4 DW Rad
Florida/TNI Certification #: E87683
Georgia Certification #: C040
Florida: Cert E871149 SEKS WET
Guam Certification
Hawaii Certification
Idaho Certification
Illinois Certification
Indiana Certification
Iowa Certification #: 391
Kansas/TNI Certification #: E-10358
Kentucky Certification #: KY90133
KY WW Permit #: KY0098221
KY WW Permit #: KY0000221
Louisiana DHH/TNI Certification #: LA180012
Louisiana DEQ/TNI Certification #: 4086
Maine Certification #: 2017020
Maryland Certification #: 308
Massachusetts Certification #: M-PA1457
Michigan/PADEP Certification #: 9991
Missouri Certification #: 235
Montana Certification #: Cert0082
Nebraska Certification #: NE-OS-29-14
Nevada Certification #: PA014572018-1
New Hampshire/TNI Certification #: 297617
New Jersey/TNI Certification #: PA051
New Mexico Certification #: PA01457
New York/TNI Certification #: 10888
North Carolina Certification #: 42706
North Dakota Certification #: R-190
Ohio EPA Rad Approval: #41249
Oregon/TNI Certification #: PA200002-010
Pennsylvania/TNI Certification #: 65-00282
Puerto Rico Certification #: PA01457
Rhode Island Certification #: 65-00282
South Dakota Certification
Tennessee Certification #: 02867
Texas/TNI Certification #: T104704188-17-3
Utah/TNI Certification #: PA014572017-9
USDA Soil Permit #: P330-17-00091
Vermont Dept. of Health: ID# VT-0282
Virgin Island/PADEP Certification
Virginia/VELAP Certification #: 460198
Washington Certification #: C868
West Virginia DEP Certification #: 143
West Virginia DHHR Certification #: 9964C
Wisconsin Approve List for Rad
Wyoming Certification #: 8TMS-L

Pace Analytical Services Indianapolis

7726 Moller Road, Indianapolis, IN 46268
Illinois Accreditation #: 200074
Indiana Drinking Water Laboratory #: C-49-06
Kansas/TNI Certification #: E-10177
Kentucky UST Agency Interest #: 80226
Kentucky WW Laboratory ID #: 98019
Michigan Drinking Water Laboratory #9050
Ohio VAP Certified Laboratory #: CL0065
Oklahoma Laboratory #: 9204
Texas Certification #: T104704355
Wisconsin Laboratory #: 999788130
USDA Soil Permit #: P330-19-00257

This report shall not be reproduced, except in full,
without the written consent of Pace Analytical Services, LLC.

Pace Analytical Services, LLC
7726 Moller Road
Indianapolis, IN 46268
(317)228-3100

SAMPLE SUMMARY

Project: Eagle Valley P1R1
Pace Project No.: 50303194

Lab ID	Sample ID	Matrix	Date Collected	Date Received
50303194001	**MW-4S**	Water	11/17/21 14:15	11/18/21 08:46
50303194002	**MW-4D**	Water	11/17/21 15:45	11/18/21 08:46
50303194003	**MW-4D MS**	Water	11/17/21 15:45	11/18/21 08:46
50303194004	**MW-4D MSD**	Water	11/17/21 15:45	11/18/21 08:46
50303194005	**MW-11S**	Water	11/17/21 13:10	11/18/21 08:46
50303194006	**MW-11I**	Water	11/17/21 12:00	11/18/21 08:46
50303194007	**MW-11D**	Water	11/17/21 10:45	11/18/21 08:46
50303194008	**FB**	Water	11/17/21 16:30	11/18/21 08:46

This report shall not be reproduced, except in full,
without the written consent of Pace Analytical Services, LLC.

Pace Analytical Services, LLC
7726 Moller Road
Indianapolis, IN 46268
(317)228-3100

SAMPLE ANALYTE COUNT

Project: Eagle Valley P1R1
Pace Project No.: 50303194

Lab ID	Sample ID	Method	Analysts	Analytes Reported	Laboratory
50303194001	**MW-4S**	EPA 9056	RMR	3	PASI-I
		EPA 6010	JDG	12	PASI-I
		EPA 6010	JPK	2	PASI-I
		EPA 6020	DMT	4	PASI-I
		EPA 903.1	MK1	1	PASI-PA
		EPA 904.0	VAL	1	PASI-PA
		Total Radium Calculation	JAL	1	PASI-PA
		SM 2320B	SWJ	3	PASI-I
		SM 2540C	OAS	1	PASI-I
		SM 4500-H+B	TKG	1	PASI-I
		SM 4500-S2-D	ZM	1	PASI-I
		HACH 8146	ZM	1	PASI-I
		EPA 353.2	SKK	2	PASI-I
		EPA 365.1	GWA	1	PASI-I
		SM 5310C	GWA	1	PASI-I
		SM 5310C	GWA	1	PASI-I
50303194002	**MW-4D**	EPA 9056	RMR	3	PASI-I
		EPA 6010	JDG	12	PASI-I
		EPA 6010	JPK	2	PASI-I
		EPA 6020	DMT	4	PASI-I
		EPA 903.1	MK1	1	PASI-PA
		EPA 904.0	VAL	1	PASI-PA
		Total Radium Calculation	JAL	1	PASI-PA
		SM 2320B	SWJ	3	PASI-I
		SM 2540C	OAS	1	PASI-I
		SM 4500-H+B	TKG	1	PASI-I
		SM 4500-S2-D	ZM	1	PASI-I
		HACH 8146	ZM	1	PASI-I
		EPA 353.2	SKK	2	PASI-I
		EPA 365.1	GWA	1	PASI-I
		SM 5310C	GWA	1	PASI-I
		SM 5310C	GWA	1	PASI-I
50303194003	**MW-4D MS**	EPA 903.1	MK1	1	PASI-PA
		EPA 904.0	VAL	1	PASI-PA
50303194004	**MW-4D MSD**	EPA 903.1	MK1	1	PASI-PA
		EPA 904.0	VAL	1	PASI-PA
50303194005	**MW-11S**	EPA 9056	RMR	3	PASI-I

REPORT OF LABORATORY ANALYSIS

This report shall not be reproduced, except in full,
without the written consent of Pace Analytical Services, LLC.

Pace Analytical Services, LLC
7726 Moller Road
Indianapolis, IN 46268
(317)228-3100

SAMPLE ANALYTE COUNT

Project: Eagle Valley P1R1
Pace Project No.: 50303194

Lab ID	Sample ID	Method	Analysts	Analytes Reported	Laboratory
		EPA 6010	JDG	12	PASI-I
		EPA 6010	JPK	2	PASI-I
		EPA 6020	DMT	4	PASI-I
		EPA 903.1	MK1	1	PASI-PA
		EPA 904.0	VAL	1	PASI-PA
		Total Radium Calculation	JAL	1	PASI-PA
		SM 2320B	SWJ	3	PASI-I
		SM 2540C	OAS	1	PASI-I
		SM 4500-H+B	TKG	1	PASI-I
		SM 4500-S2-D	ZM	1	PASI-I
		HACH 8146	ZM	1	PASI-I
		EPA 353.2	SKK	2	PASI-I
		EPA 365.1	GWA	1	PASI-I
		SM 5310C	GWA	1	PASI-I
		SM 5310C	GWA	1	PASI-I
50303194006	**MW-11I**	EPA 9056	RMR	3	PASI-I
		EPA 6010	JDG	12	PASI-I
		EPA 6010	JPK	2	PASI-I
		EPA 6020	DMT	4	PASI-I
		EPA 903.1	MK1	1	PASI-PA
		EPA 904.0	VAL	1	PASI-PA
		Total Radium Calculation	JAL	1	PASI-PA
		SM 2320B	SWJ	3	PASI-I
		SM 2540C	OAS	1	PASI-I
		SM 4500-H+B	TKG	1	PASI-I
		SM 4500-S2-D	ZM	1	PASI-I
		HACH 8146	ZM	1	PASI-I
		EPA 353.2	SKK	2	PASI-I
		EPA 365.1	GWA	1	PASI-I
		SM 5310C	GWA	1	PASI-I
		SM 5310C	GWA	1	PASI-I
50303194007	**MW-11D**	EPA 9056	RMR	3	PASI-I
		EPA 6010	JDG	12	PASI-I
		EPA 6010	JPK	2	PASI-I
		EPA 6020	DMT	4	PASI-I
		EPA 903.1	MK1	1	PASI-PA
		EPA 904.0	VAL	1	PASI-PA

This report shall not be reproduced, except in full,
without the written consent of Pace Analytical Services, LLC.

Pace Analytical Services, LLC
7726 Moller Road
Indianapolis, IN 46268
(317)228-3100

SAMPLE ANALYTE COUNT

Project: Eagle Valley P1R1
Pace Project No.: 50303194

Lab ID	Sample ID	Method	Analysts	Analytes Reported	Laboratory
		Total Radium Calculation	JAL	1	PASI-PA
		SM 2320B	SWJ	3	PASI-I
		SM 2540C	OAS	1	PASI-I
		SM 4500-H+B	TKG	1	PASI-I
		SM 4500-S2-D	ZM	1	PASI-I
		HACH 8146	ZM	1	PASI-I
		EPA 353.2	SKK	2	PASI-I
		EPA 365.1	GWA	1	PASI-I
		SM 5310C	GWA	1	PASI-I
		SM 5310C	GWA	1	PASI-I
50303194008	**FB**	EPA 9056	RMR	3	PASI-I
		EPA 6010	JDG	12	PASI-I
		EPA 6020	DMT	4	PASI-I
		EPA 903.1	MK1	1	PASI-PA
		EPA 904.0	VAL	1	PASI-PA
		Total Radium Calculation	JAL	1	PASI-PA
		SM 2320B	SWJ	3	PASI-I
		SM 2540C	OAS	1	PASI-I
		SM 4500-H+B	TKG	1	PASI-I
		SM 4500-S2-D	ZM	1	PASI-I
		HACH 8146	ZM	1	PASI-I
		EPA 353.2	SKK	2	PASI-I
		EPA 365.1	GWA	1	PASI-I
		SM 5310C	GWA	1	PASI-I

PASI-I = Pace Analytical Services - Indianapolis
PASI-PA = Pace Analytical Services - Greensburg

This report shall not be reproduced, except in full,
without the written consent of Pace Analytical Services, LLC.

Pace Analytical Services, LLC
7726 Moller Road
Indianapolis, IN 46268
(317)228-3100

SUMMARY OF DETECTION

Project: Eagle Valley P1R1
Pace Project No.: 50303194

Lab Sample ID / Method	Client Sample ID / Parameters	Result	Units	Report Limit	Analyzed	Qualifiers
50303194001	**MW-4S**					
EPA 9056	Chloride	47.8	mg/L	25.0	11/21/21 03:00	
EPA 9056	Fluoride	0.30	mg/L	0.10	11/21/21 02:43	
EPA 9056	Sulfate	38.5	mg/L	25.0	11/21/21 03:00	
EPA 6010	Barium	43.0	ug/L	10.0	12/03/21 09:09	
EPA 6010	Boron	129	ug/L	100	12/03/21 09:09	
EPA 6010	Calcium	64900	ug/L	1000	12/03/21 09:09	
EPA 6010	Magnesium	15400	ug/L	1000	12/03/21 09:09	
EPA 6010	Manganese	20.5	ug/L	10.0	12/03/21 09:09	
EPA 6010	Molybdenum	46.1	ug/L	10.0	12/03/21 09:09	
EPA 6010	Potassium	5030	ug/L	1000	12/03/21 09:09	
EPA 6010	Silica	12800	ug/L	450	12/03/21 09:09	N2
EPA 6010	Sodium	36700	ug/L	1000	12/03/21 09:09	
EPA 6010	Manganese, Dissolved	14.8	ug/L	10.0	12/03/21 01:40	
EPA 6010	Molybdenum, Dissolved	45.6	ug/L	10.0	12/03/21 01:40	
EPA 6020	Arsenic	4.8	ug/L	1.0	11/24/21 13:24	
EPA 6020	Selenium	3.3	ug/L	1.0	11/24/21 13:24	
EPA 903.1	Radium-226	0.308 ± 0.554 (0.976) C:NA T:92%	pCi/L		12/20/21 13:50	
EPA 904.0	Radium-228	0.634 ± 0.390 (0.718) C:66% T:89%	pCi/L		12/17/21 11:25	
Total Radium Calculation	Total Radium	0.942 ± 0.944 (1.69)	pCi/L		12/23/21 17:09	
SM 2320B	Alkalinity, Total as CaCO3	207	mg/L	2.0	11/23/21 10:24	
SM 2320B	Alkalinity,Bicarbonate (CaCO3)	207	mg/L	2.0	11/23/21 10:24	
SM 2540C	Total Dissolved Solids	327	mg/L	10.0	11/19/21 09:01	
SM 4500-H+B	pH at 25 Degrees C	7.3	Std. Units	0.10	11/20/21 09:33	H3
EPA 353.2	Nitrogen, Nitrate	0.93	mg/L	0.10	11/18/21 11:48	
EPA 365.1	Phosphate as P04	1.3	mg/L	0.15	12/02/21 14:35	
SM 5310C	Total Organic Carbon	1.8	mg/L	1.0	12/04/21 08:18	
SM 5310C	Dissolved Organic Carbon	2.2	mg/L	1.0	12/05/21 14:43	
50303194002	**MW-4D**					
EPA 9056	Chloride	84.3	mg/L	2.5	11/24/21 09:05	
EPA 9056	Fluoride	0.30	mg/L	0.10	11/21/21 03:53	
EPA 9056	Sulfate	70.0	mg/L	2.5	11/24/21 09:05	
EPA 6010	Barium	65.6	ug/L	10.0	12/03/21 09:15	
EPA 6010	Boron	115	ug/L	100	12/03/21 09:15	
EPA 6010	Calcium	68400	ug/L	1000	12/03/21 09:15	
EPA 6010	Iron	953	ug/L	100	12/03/21 09:15	
EPA 6010	Magnesium	21800	ug/L	1000	12/03/21 09:15	
EPA 6010	Manganese	189	ug/L	10.0	12/03/21 09:15	
EPA 6010	Molybdenum	14.8	ug/L	10.0	12/03/21 09:15	
EPA 6010	Potassium	3370	ug/L	1000	12/03/21 09:15	
EPA 6010	Silica	10700	ug/L	450	12/03/21 09:15	N2

REPORT OF LABORATORY ANALYSIS

This report shall not be reproduced, except in full,
without the written consent of Pace Analytical Services, LLC.

Pace Analytical Services, LLC
7726 Moller Road
Indianapolis, IN 46268
(317)228-3100

SUMMARY OF DETECTION

Project: Eagle Valley P1R1
Pace Project No.: 50303194

Lab Sample ID / Method	Client Sample ID / Parameters	Result	Units	Report Limit	Analyzed	Qualifiers
50303194002	**MW-4D**					
EPA 6010	Sodium	64400	ug/L	1000	12/03/21 09:15	
EPA 6010	Manganese, Dissolved	190	ug/L	10.0	12/03/21 01:43	
EPA 6010	Molybdenum, Dissolved	14.6	ug/L	10.0	12/03/21 01:43	
EPA 6020	Arsenic	4.8	ug/L	1.0	11/24/21 13:28	
EPA 903.1	Radium-226	-0.222 ± 0.436 (0.966) C:NA T:94%	pCi/L		12/20/21 13:50	
EPA 904.0	Radium-228	0.255 ± 0.373 (0.802) C:65% T:87%	pCi/L		12/17/21 11:25	
Total Radium Calculation	Total Radium	0.255 ± 0.809 (1.77)	pCi/L		12/23/21 17:09	
SM 2320B	Alkalinity, Total as CaCO3	228	mg/L	2.0	11/23/21 10:24	
SM 2320B	Alkalinity,Bicarbonate (CaCO3)	228	mg/L	2.0	11/23/21 10:24	
SM 2540C	Total Dissolved Solids	432	mg/L	10.0	11/19/21 09:01	
SM 4500-H+B	pH at 25 Degrees C	7.4	Std. Units	0.10	11/20/21 09:34	H3
SM 5310C	Total Organic Carbon	1.4	mg/L	1.0	12/04/21 08:37	
SM 5310C	Dissolved Organic Carbon	1.5	mg/L	1.0	12/05/21 14:53	
50303194003	**MW-4D MS**					
EPA 903.1	Radium-226	87.97 %REC ± NA (NA) C:NA T:NA%	pCi/L		12/20/21 13:50	
EPA 904.0	Radium-228	100.95 %REC ± NA (NA) C:NA T:NA	pCi/L		12/17/21 11:25	
50303194004	**MW-4D MSD**					
EPA 903.1	Radium-226	111.14 %REC 23.28 RPD ± NA (NA) C:NA T:NA%	pCi/L		12/20/21 14:15	
EPA 904.0	Radium-228	92.15 %REC 9.12 RPD ± NA (NA) C:NA T:NA	pCi/L		12/17/21 11:25	
50303194005	**MW-11S**					
EPA 9056	Chloride	59.8	mg/L	25.0	11/24/21 09:20	
EPA 9056	Fluoride	0.15	mg/L	0.10	11/21/21 04:46	
EPA 9056	Sulfate	419	mg/L	25.0	11/24/21 09:20	
EPA 6010	Barium	106	ug/L	10.0	12/03/21 09:20	
EPA 6010	Boron	5080	ug/L	100	12/03/21 09:20	

REPORT OF LABORATORY ANALYSIS

This report shall not be reproduced, except in full,
without the written consent of Pace Analytical Services, LLC.

Pace Analytical Services, LLC
7726 Moller Road
Indianapolis, IN 46268
(317)228-3100

SUMMARY OF DETECTION

Project: Eagle Valley P1R1
Pace Project No.: 50303194

Lab Sample ID / Method	Client Sample ID / Parameters	Result	Units	Report Limit	Analyzed	Qualifiers
50303194005	**MW-11S**					
EPA 6010	Calcium	206000	ug/L	2000	12/03/21 09:31	
EPA 6010	Lithium	122	ug/L	20.0	12/03/21 09:20	
EPA 6010	Magnesium	41800	ug/L	1000	12/03/21 09:20	
EPA 6010	Molybdenum	75.2	ug/L	10.0	12/03/21 09:20	
EPA 6010	Potassium	12300	ug/L	1000	12/03/21 09:20	
EPA 6010	Silica	12200	ug/L	450	12/03/21 09:20	N2
EPA 6010	Sodium	85200	ug/L	1000	12/03/21 09:20	
EPA 6010	Molybdenum, Dissolved	74.8	ug/L	10.0	12/03/21 01:53	
EPA 6020	Antimony	1.4	ug/L	1.0	11/24/21 13:57	
EPA 6020	Arsenic	77.8	ug/L	1.0	11/24/21 13:57	
EPA 6020	Selenium	8.6	ug/L	1.0	11/24/21 13:57	
EPA 903.1	Radium-226	-0.0675 ± 0.350 (0.811) C:NA T:93%	pCi/L		12/20/21 14:15	
EPA 904.0	Radium-228	0.745 ± 0.424 (0.750) C:63% T:86%	pCi/L		12/17/21 11:25	
Total Radium Calculation	Total Radium	0.745 ± 0.774 (1.56)	pCi/L		12/23/21 17:09	
SM 2320B	Alkalinity, Total as CaCO3	361	mg/L	2.0	11/23/21 10:24	
SM 2320B	Alkalinity,Bicarbonate (CaCO3)	361	mg/L	2.0	11/23/21 10:24	
SM 2540C	Total Dissolved Solids	1080	mg/L	20.0	11/19/21 09:02	
SM 4500-H+B	pH at 25 Degrees C	7.1	Std. Units	0.10	11/20/21 09:32	H3
EPA 353.2	Nitrogen, Nitrate	0.62	mg/L	0.10	11/18/21 11:40	
EPA 365.1	Phosphate as P04	0.33	mg/L	0.15	12/02/21 14:40	
50303194006	**MW-11I**					
EPA 9056	Chloride	81.2	mg/L	25.0	11/24/21 09:36	
EPA 9056	Fluoride	0.35	mg/L	0.10	11/21/21 05:21	
EPA 9056	Sulfate	163	mg/L	25.0	11/24/21 09:36	
EPA 6010	Barium	62.3	ug/L	10.0	12/03/21 09:22	
EPA 6010	Boron	3350	ug/L	100	12/03/21 09:22	
EPA 6010	Calcium	86800	ug/L	1000	12/03/21 09:22	
EPA 6010	Iron	148	ug/L	100	12/03/21 09:22	
EPA 6010	Lithium	118	ug/L	20.0	12/03/21 09:22	
EPA 6010	Magnesium	23600	ug/L	1000	12/03/21 09:22	
EPA 6010	Manganese	251	ug/L	10.0	12/03/21 09:22	
EPA 6010	Molybdenum	149	ug/L	10.0	12/03/21 09:22	
EPA 6010	Potassium	7760	ug/L	1000	12/03/21 09:22	
EPA 6010	Silica	10200	ug/L	450	12/03/21 09:22	N2
EPA 6010	Sodium	85000	ug/L	1000	12/03/21 09:22	
EPA 6010	Manganese, Dissolved	257	ug/L	10.0	12/03/21 01:55	
EPA 6010	Molybdenum, Dissolved	149	ug/L	10.0	12/03/21 01:55	

REPORT OF LABORATORY ANALYSIS

This report shall not be reproduced, except in full,
without the written consent of Pace Analytical Services, LLC.

Pace Analytical Services, LLC
7726 Moller Road
Indianapolis, IN 46268
(317)228-3100

SUMMARY OF DETECTION

Project: Eagle Valley P1R1
Pace Project No.: 50303194

Lab Sample ID / Method	Client Sample ID / Parameters	Result	Units	Report Limit	Analyzed	Qualifiers
50303194006	**MW-11I**					
EPA 903.1	Radium-226	1.29 ± 0.598 (0.454) C:NA T:95%	pCi/L		12/20/21 14:15	
EPA 904.0	Radium-228	0.774 ± 0.463 (0.853) C:63% T:87%	pCi/L		12/17/21 11:25	
Total Radium Calculation	Total Radium	2.06 ± 1.06 (1.31)	pCi/L		12/23/21 16:29	
SM 2320B	Alkalinity, Total as CaCO3	226	mg/L	2.0	11/23/21 10:24	
SM 2320B	Alkalinity,Bicarbonate (CaCO3)	226	mg/L	2.0	11/23/21 10:24	
SM 2540C	Total Dissolved Solids	597	mg/L	10.0	11/19/21 09:02	
SM 4500-H+B	pH at 25 Degrees C	7.5	Std. Units	0.10	11/20/21 09:28	H3
50303194007	**MW-11D**					
EPA 9056	Chloride	96.9	mg/L	25.0	11/24/21 09:51	
EPA 9056	Fluoride	0.23	mg/L	0.10	11/21/21 05:56	
EPA 9056	Sulfate	106	mg/L	25.0	11/24/21 09:51	
EPA 6010	Barium	57.1	ug/L	10.0	12/03/21 09:24	
EPA 6010	Boron	2450	ug/L	100	12/03/21 09:24	
EPA 6010	Calcium	72500	ug/L	1000	12/03/21 09:24	
EPA 6010	Iron	1210	ug/L	100	12/03/21 09:24	
EPA 6010	Lithium	82.7	ug/L	20.0	12/03/21 09:24	
EPA 6010	Magnesium	19000	ug/L	1000	12/03/21 09:24	
EPA 6010	Manganese	365	ug/L	10.0	12/03/21 09:24	
EPA 6010	Molybdenum	183	ug/L	10.0	12/03/21 09:24	
EPA 6010	Potassium	6550	ug/L	1000	12/03/21 09:24	
EPA 6010	Silica	11400	ug/L	450	12/03/21 09:24	N2
EPA 6010	Sodium	87500	ug/L	1000	12/03/21 09:24	
EPA 6010	Manganese, Dissolved	255	ug/L	10.0	12/03/21 01:57	
EPA 6010	Molybdenum, Dissolved	179	ug/L	10.0	12/03/21 01:57	
EPA 6020	Arsenic	6.2	ug/L	1.0	11/24/21 14:14	
EPA 903.1	Radium-226	0.824 ± 0.476 (0.186) C:NA T:92%	pCi/L		12/20/21 14:15	
EPA 904.0	Radium-228	0.329 ± 0.413 (0.878) C:68% T:90%	pCi/L		12/17/21 11:25	
Total Radium Calculation	Total Radium	1.15 ± 0.889 (1.06)	pCi/L		12/23/21 16:29	
SM 2320B	Alkalinity, Total as CaCO3	213	mg/L	2.0	11/23/21 10:24	
SM 2320B	Alkalinity,Bicarbonate (CaCO3)	213	mg/L	2.0	11/23/21 10:24	
SM 2540C	Total Dissolved Solids	528	mg/L	10.0	11/19/21 09:02	
SM 4500-H+B	pH at 25 Degrees C	7.4	Std. Units	0.10	11/20/21 09:27	H3
SM 5310C	Dissolved Organic Carbon	1.0	mg/L	1.0	12/05/21 15:46	

REPORT OF LABORATORY ANALYSIS

This report shall not be reproduced, except in full,
without the written consent of Pace Analytical Services, LLC.

Pace Analytical Services, LLC
7726 Moller Road
Indianapolis, IN 46268
(317)228-3100

SUMMARY OF DETECTION

Project: Eagle Valley P1R1
Pace Project No.: 50303194

Lab Sample ID / Method	Client Sample ID / Parameters	Result	Units	Report Limit	Analyzed	Qualifiers
50303194008	**FB**					
EPA 903.1	Radium-226	0.603 ± 0.685 (1.12) C:NA T:96%	pCi/L		12/20/21 14:15	
EPA 904.0	Radium-228	0.286 ± 0.384 (0.819) C:63% T:91%	pCi/L		12/17/21 11:25	
Total Radium Calculation	Total Radium	0.889 ± 1.07 (1.94)	pCi/L		12/23/21 17:09	
SM 2320B	Alkalinity, Total as CaCO3	2.7	mg/L	2.0	11/23/21 15:51	
SM 2320B	Alkalinity,Bicarbonate (CaCO3)	2.7	mg/L	2.0	11/23/21 15:51	
SM 4500-H+B	pH at 25 Degrees C	7.3	Std. Units	0.10	11/20/21 09:35	H3

This report shall not be reproduced, except in full,
without the written consent of Pace Analytical Services, LLC.

Pace Analytical Services, LLC
7726 Moller Road
Indianapolis, IN 46268
(317)228-3100

ANALYTICAL RESULTS

Project: Eagle Valley P1R1
Pace Project No.: 50303194

Sample: MW-4S **Lab ID: 50303194001** Collected: 11/17/21 14:15 Received: 11/18/21 08:46 Matrix: Water

Parameters	Results	Units	Report Limit	DF	Prepared	Analyzed	CAS No.	Qual
9056 IC Anions	Analytical Method: EPA 9056							
	Pace Analytical Services - Indianapolis							
Chloride	**47.8**	mg/L	25.0	100		11/21/21 03:00	16887-00-6	
Fluoride	**0.30**	mg/L	0.10	1		11/21/21 02:43	16984-48-8	
Sulfate	**38.5**	mg/L	25.0	100		11/21/21 03:00	14808-79-8	
6010 MET ICP	Analytical Method: EPA 6010 Preparation Method: EPA 3010							
	Pace Analytical Services - Indianapolis							
Aluminum	ND	ug/L	200	1	12/02/21 17:30	12/03/21 09:09	7429-90-5	
Barium	**43.0**	ug/L	10.0	1	12/02/21 17:30	12/03/21 09:09	7440-39-3	
Boron	**129**	ug/L	100	1	12/02/21 17:30	12/03/21 09:09	7440-42-8	
Calcium	**64900**	ug/L	1000	1	12/02/21 17:30	12/03/21 09:09	7440-70-2	
Iron	ND	ug/L	100	1	12/02/21 17:30	12/03/21 09:09	7439-89-6	
Lithium	ND	ug/L	20.0	1	12/02/21 17:30	12/03/21 09:09	7439-93-2	
Magnesium	**15400**	ug/L	1000	1	12/02/21 17:30	12/03/21 09:09	7439-95-4	
Manganese	**20.5**	ug/L	10.0	1	12/02/21 17:30	12/03/21 09:09	7439-96-5	
Molybdenum	**46.1**	ug/L	10.0	1	12/02/21 17:30	12/03/21 09:09	7439-98-7	
Potassium	**5030**	ug/L	1000	1	12/02/21 17:30	12/03/21 09:09	7440-09-7	
Silica	**12800**	ug/L	450	1	12/02/21 17:30	12/03/21 09:09	7631-86-9	N2
Sodium	**36700**	ug/L	1000	1	12/02/21 17:30	12/03/21 09:09	7440-23-5	
6010 MET ICP, Dissolved	Analytical Method: EPA 6010 Preparation Method: EPA 3010							
	Pace Analytical Services - Indianapolis							
Manganese, Dissolved	**14.8**	ug/L	10.0	1	12/01/21 10:17	12/03/21 01:40	7439-96-5	
Molybdenum, Dissolved	**45.6**	ug/L	10.0	1	12/01/21 10:17	12/03/21 01:40	7439-98-7	
6020 MET ICPMS	Analytical Method: EPA 6020 Preparation Method: EPA 200.2							
	Pace Analytical Services - Indianapolis							
Antimony	ND	ug/L	1.0	1	11/23/21 09:00	11/24/21 13:24	7440-36-0	
Arsenic	**4.8**	ug/L	1.0	1	11/23/21 09:00	11/24/21 13:24	7440-38-2	
Cobalt	ND	ug/L	1.0	1	11/23/21 09:00	11/24/21 13:24	7440-48-4	
Selenium	**3.3**	ug/L	1.0	1	11/23/21 09:00	11/24/21 13:24	7782-49-2	
2320B Alkalinity	Analytical Method: SM 2320B							
	Pace Analytical Services - Indianapolis							
Alkalinity, Total as CaCO3	**207**	mg/L	2.0	1		11/23/21 10:24		
Alkalinity,Bicarbonate (CaCO3)	**207**	mg/L	2.0	1		11/23/21 10:24		
Alkalinity,Carbonate (CaCO3)	ND	mg/L	2.0	1		11/23/21 10:24		
2540C Total Dissolved Solids	Analytical Method: SM 2540C							
	Pace Analytical Services - Indianapolis							
Total Dissolved Solids	**327**	mg/L	10.0	1		11/19/21 09:01		
4500H+ pH, Electrometric	Analytical Method: SM 4500-H+B							
	Pace Analytical Services - Indianapolis							
pH at 25 Degrees C	**7.3**	Std. Units	0.10	1		11/20/21 09:33		H3

REPORT OF LABORATORY ANALYSIS

This report shall not be reproduced, except in full,
without the written consent of Pace Analytical Services, LLC.

Pace Analytical Services, LLC
7726 Moller Road
Indianapolis, IN 46268
(317)228-3100

ANALYTICAL RESULTS

Project: Eagle Valley P1R1
Pace Project No.: 50303194

Sample: MW-4S **Lab ID: 50303194001** Collected: 11/17/21 14:15 Received: 11/18/21 08:46 Matrix: Water

Parameters	Results	Units	Report Limit	DF	Prepared	Analyzed	CAS No.	Qual
4500S2D Sulfide Water	Analytical Method: SM 4500-S2-D Pace Analytical Services - Indianapolis							
Sulfide	ND	mg/L	0.10	1		11/23/21 10:06	18496-25-8	
Iron, Ferrous	Analytical Method: HACH 8146 Pace Analytical Services - Indianapolis							
Iron, Ferrous	ND	mg/L	0.20	1		12/01/21 12:09	15438-31-0	H3,N2
353.2 Nitrogen, NO2/NO3 unpres	Analytical Method: EPA 353.2 Pace Analytical Services - Indianapolis							
Nitrogen, Nitrate	**0.93**	mg/L	0.10	1		11/18/21 11:48	14797-55-8	
Nitrogen, Nitrite	ND	mg/L	0.10	1		11/18/21 11:48	14797-65-0	
365.1 Total Phosphorus	Analytical Method: EPA 365.1 Preparation Method: EPA 365.1 Pace Analytical Services - Indianapolis							
Phosphate as P04	**1.3**	mg/L	0.15	1	12/01/21 09:30	12/02/21 14:35		
5310C TOC	Analytical Method: SM 5310C Pace Analytical Services - Indianapolis							
Total Organic Carbon	**1.8**	mg/L	1.0	1		12/04/21 08:18	7440-44-0	
5310C Dissolved Organic Carbon	Analytical Method: SM 5310C Pace Analytical Services - Indianapolis							
Dissolved Organic Carbon	**2.2**	mg/L	1.0	1		12/05/21 14:43		

REPORT OF LABORATORY ANALYSIS

This report shall not be reproduced, except in full,
without the written consent of Pace Analytical Services, LLC.

Pace Analytical Services, LLC
7726 Moller Road
Indianapolis, IN 46268
(317)228-3100

ANALYTICAL RESULTS

Project: Eagle Valley P1R1
Pace Project No.: 50303194

Sample: MW-4D **Lab ID: 50303194002** Collected: 11/17/21 15:45 Received: 11/18/21 08:46 Matrix: Water

Parameters	Results	Units	Report Limit	DF	Prepared	Analyzed	CAS No.	Qual
9056 IC Anions	Analytical Method: EPA 9056							
	Pace Analytical Services - Indianapolis							
Chloride	**84.3**	mg/L	2.5	10		11/24/21 09:05	16887-00-6	
Fluoride	**0.30**	mg/L	0.10	1		11/21/21 03:53	16984-48-8	
Sulfate	**70.0**	mg/L	2.5	10		11/24/21 09:05	14808-79-8	
6010 MET ICP	Analytical Method: EPA 6010 Preparation Method: EPA 3010							
	Pace Analytical Services - Indianapolis							
Aluminum	ND	ug/L	200	1	12/02/21 17:30	12/03/21 09:15	7429-90-5	
Barium	**65.6**	ug/L	10.0	1	12/02/21 17:30	12/03/21 09:15	7440-39-3	
Boron	**115**	ug/L	100	1	12/02/21 17:30	12/03/21 09:15	7440-42-8	
Calcium	**68400**	ug/L	1000	1	12/02/21 17:30	12/03/21 09:15	7440-70-2	
Iron	**953**	ug/L	100	1	12/02/21 17:30	12/03/21 09:15	7439-89-6	
Lithium	ND	ug/L	20.0	1	12/02/21 17:30	12/03/21 09:15	7439-93-2	
Magnesium	**21800**	ug/L	1000	1	12/02/21 17:30	12/03/21 09:15	7439-95-4	
Manganese	**189**	ug/L	10.0	1	12/02/21 17:30	12/03/21 09:15	7439-96-5	
Molybdenum	**14.8**	ug/L	10.0	1	12/02/21 17:30	12/03/21 09:15	7439-98-7	
Potassium	**3370**	ug/L	1000	1	12/02/21 17:30	12/03/21 09:15	7440-09-7	
Silica	**10700**	ug/L	450	1	12/02/21 17:30	12/03/21 09:15	7631-86-9	N2
Sodium	**64400**	ug/L	1000	1	12/02/21 17:30	12/03/21 09:15	7440-23-5	
6010 MET ICP, Dissolved	Analytical Method: EPA 6010 Preparation Method: EPA 3010							
	Pace Analytical Services - Indianapolis							
Manganese, Dissolved	**190**	ug/L	10.0	1	12/01/21 10:17	12/03/21 01:43	7439-96-5	
Molybdenum, Dissolved	**14.6**	ug/L	10.0	1	12/01/21 10:17	12/03/21 01:43	7439-98-7	
6020 MET ICPMS	Analytical Method: EPA 6020 Preparation Method: EPA 200.2							
	Pace Analytical Services - Indianapolis							
Antimony	ND	ug/L	1.0	1	11/23/21 09:00	11/24/21 13:28	7440-36-0	
Arsenic	**4.8**	ug/L	1.0	1	11/23/21 09:00	11/24/21 13:28	7440-38-2	
Cobalt	ND	ug/L	1.0	1	11/23/21 09:00	11/24/21 13:28	7440-48-4	
Selenium	ND	ug/L	1.0	1	11/23/21 09:00	11/24/21 13:28	7782-49-2	
2320B Alkalinity	Analytical Method: SM 2320B							
	Pace Analytical Services - Indianapolis							
Alkalinity, Total as CaCO3	**228**	mg/L	2.0	1		11/23/21 10:24		
Alkalinity,Bicarbonate (CaCO3)	**228**	mg/L	2.0	1		11/23/21 10:24		
Alkalinity,Carbonate (CaCO3)	ND	mg/L	2.0	1		11/23/21 10:24		
2540C Total Dissolved Solids	Analytical Method: SM 2540C							
	Pace Analytical Services - Indianapolis							
Total Dissolved Solids	**432**	mg/L	10.0	1		11/19/21 09:01		
4500H+ pH, Electrometric	Analytical Method: SM 4500-H+B							
	Pace Analytical Services - Indianapolis							
pH at 25 Degrees C	**7.4**	Std. Units	0.10	1		11/20/21 09:34		H3

REPORT OF LABORATORY ANALYSIS

This report shall not be reproduced, except in full,
without the written consent of Pace Analytical Services, LLC.

Pace Analytical Services, LLC
7726 Moller Road
Indianapolis, IN 46268
(317)228-3100

ANALYTICAL RESULTS

Project: Eagle Valley P1R1
Pace Project No.: 50303194

Sample: MW-4D **Lab ID: 50303194002** Collected: 11/17/21 15:45 Received: 11/18/21 08:46 Matrix: Water

Parameters	Results	Units	Report Limit	DF	Prepared	Analyzed	CAS No.	Qual
4500S2D Sulfide Water	Analytical Method: SM 4500-S2-D Pace Analytical Services - Indianapolis							
Sulfide	ND	mg/L	0.10	1		11/23/21 10:06	18496-25-8	
Iron, Ferrous	Analytical Method: HACH 8146 Pace Analytical Services - Indianapolis							
Iron, Ferrous	ND	mg/L	0.20	1		12/01/21 12:10	15438-31-0	H3,N2
353.2 Nitrogen, NO2/NO3 unpres	Analytical Method: EPA 353.2 Pace Analytical Services - Indianapolis							
Nitrogen, Nitrate	ND	mg/L	0.10	1		11/18/21 11:49	14797-55-8	
Nitrogen, Nitrite	ND	mg/L	0.10	1		11/18/21 11:49	14797-65-0	
365.1 Total Phosphorus	Analytical Method: EPA 365.1 Preparation Method: EPA 365.1 Pace Analytical Services - Indianapolis							
Phosphate as P04	ND	mg/L	0.15	1	12/01/21 11:30	12/02/21 14:38		
5310C TOC	Analytical Method: SM 5310C Pace Analytical Services - Indianapolis							
Total Organic Carbon	**1.4**	mg/L	1.0	1		12/04/21 08:37	7440-44-0	
5310C Dissolved Organic Carbon	Analytical Method: SM 5310C Pace Analytical Services - Indianapolis							
Dissolved Organic Carbon	**1.5**	mg/L	1.0	1		12/05/21 14:53		

REPORT OF LABORATORY ANALYSIS

This report shall not be reproduced, except in full,
without the written consent of Pace Analytical Services, LLC.

Pace Analytical Services, LLC
7726 Moller Road
Indianapolis, IN 46268
(317)228-3100

ANALYTICAL RESULTS

Project: Eagle Valley P1R1
Pace Project No.: 50303194

Sample: MW-11S **Lab ID: 50303194005** Collected: 11/17/21 13:10 Received: 11/18/21 08:46 Matrix: Water

Parameters	Results	Units	Report Limit	DF	Prepared	Analyzed	CAS No.	Qual
9056 IC Anions	Analytical Method: EPA 9056							
	Pace Analytical Services - Indianapolis							
Chloride	**59.8**	mg/L	25.0	100		11/24/21 09:20	16887-00-6	
Fluoride	**0.15**	mg/L	0.10	1		11/21/21 04:46	16984-48-8	
Sulfate	**419**	mg/L	25.0	100		11/24/21 09:20	14808-79-8	
6010 MET ICP	Analytical Method: EPA 6010 Preparation Method: EPA 3010							
	Pace Analytical Services - Indianapolis							
Aluminum	ND	ug/L	200	1	12/02/21 17:30	12/03/21 09:20	7429-90-5	
Barium	**106**	ug/L	10.0	1	12/02/21 17:30	12/03/21 09:20	7440-39-3	
Boron	**5080**	ug/L	100	1	12/02/21 17:30	12/03/21 09:20	7440-42-8	
Calcium	**206000**	ug/L	2000	2	12/02/21 17:30	12/03/21 09:31	7440-70-2	
Iron	ND	ug/L	100	1	12/02/21 17:30	12/03/21 09:20	7439-89-6	
Lithium	**122**	ug/L	20.0	1	12/02/21 17:30	12/03/21 09:20	7439-93-2	
Magnesium	**41800**	ug/L	1000	1	12/02/21 17:30	12/03/21 09:20	7439-95-4	
Manganese	ND	ug/L	10.0	1	12/02/21 17:30	12/03/21 09:20	7439-96-5	
Molybdenum	**75.2**	ug/L	10.0	1	12/02/21 17:30	12/03/21 09:20	7439-98-7	
Potassium	**12300**	ug/L	1000	1	12/02/21 17:30	12/03/21 09:20	7440-09-7	
Silica	**12200**	ug/L	450	1	12/02/21 17:30	12/03/21 09:20	7631-86-9	N2
Sodium	**85200**	ug/L	1000	1	12/02/21 17:30	12/03/21 09:20	7440-23-5	
6010 MET ICP, Dissolved	Analytical Method: EPA 6010 Preparation Method: EPA 3010							
	Pace Analytical Services - Indianapolis							
Manganese, Dissolved	ND	ug/L	10.0	1	12/01/21 10:17	12/03/21 01:53	7439-96-5	
Molybdenum, Dissolved	**74.8**	ug/L	10.0	1	12/01/21 10:17	12/03/21 01:53	7439-98-7	
6020 MET ICPMS	Analytical Method: EPA 6020 Preparation Method: EPA 200.2							
	Pace Analytical Services - Indianapolis							
Antimony	**1.4**	ug/L	1.0	1	11/23/21 09:00	11/24/21 13:57	7440-36-0	
Arsenic	**77.8**	ug/L	1.0	1	11/23/21 09:00	11/24/21 13:57	7440-38-2	
Cobalt	ND	ug/L	1.0	1	11/23/21 09:00	11/24/21 13:57	7440-48-4	
Selenium	**8.6**	ug/L	1.0	1	11/23/21 09:00	11/24/21 13:57	7782-49-2	
2320B Alkalinity	Analytical Method: SM 2320B							
	Pace Analytical Services - Indianapolis							
Alkalinity, Total as CaCO3	**361**	mg/L	2.0	1		11/23/21 10:24		
Alkalinity,Bicarbonate (CaCO3)	**361**	mg/L	2.0	1		11/23/21 10:24		
Alkalinity,Carbonate (CaCO3)	ND	mg/L	2.0	1		11/23/21 10:24		
2540C Total Dissolved Solids	Analytical Method: SM 2540C							
	Pace Analytical Services - Indianapolis							
Total Dissolved Solids	**1080**	mg/L	20.0	1		11/19/21 09:02		
4500H+ pH, Electrometric	Analytical Method: SM 4500-H+B							
	Pace Analytical Services - Indianapolis							
pH at 25 Degrees C	**7.1**	Std. Units	0.10	1		11/20/21 09:32		H3

REPORT OF LABORATORY ANALYSIS

This report shall not be reproduced, except in full,
without the written consent of Pace Analytical Services, LLC.

Pace Analytical Services, LLC
7726 Moller Road
Indianapolis, IN 46268
(317)228-3100

ANALYTICAL RESULTS

Project: Eagle Valley P1R1
Pace Project No.: 50303194

Sample: MW-11S **Lab ID: 50303194005** Collected: 11/17/21 13:10 Received: 11/18/21 08:46 Matrix: Water

Parameters	Results	Units	Report Limit	DF	Prepared	Analyzed	CAS No.	Qual
4500S2D Sulfide Water	Analytical Method: SM 4500-S2-D Pace Analytical Services - Indianapolis							
Sulfide	ND	mg/L	0.10	1		11/23/21 10:06	18496-25-8	
Iron, Ferrous	Analytical Method: HACH 8146 Pace Analytical Services - Indianapolis							
Iron, Ferrous	ND	mg/L	0.20	1		12/01/21 12:09	15438-31-0	H3,N2
353.2 Nitrogen, NO2/NO3 unpres	Analytical Method: EPA 353.2 Pace Analytical Services - Indianapolis							
Nitrogen, Nitrate	**0.62**	mg/L	0.10	1		11/18/21 11:40	14797-55-8	
Nitrogen, Nitrite	ND	mg/L	0.10	1		11/18/21 11:40	14797-65-0	
365.1 Total Phosphorus	Analytical Method: EPA 365.1 Preparation Method: EPA 365.1 Pace Analytical Services - Indianapolis							
Phosphate as P04	**0.33**	mg/L	0.15	1	12/01/21 11:30	12/02/21 14:40		
5310C TOC	Analytical Method: SM 5310C Pace Analytical Services - Indianapolis							
Total Organic Carbon	ND	mg/L	1.0	1		12/04/21 09:42	7440-44-0	
5310C Dissolved Organic Carbon	Analytical Method: SM 5310C Pace Analytical Services - Indianapolis							
Dissolved Organic Carbon	ND	mg/L	1.0	1		12/05/21 15:25		

REPORT OF LABORATORY ANALYSIS

This report shall not be reproduced, except in full,
without the written consent of Pace Analytical Services, LLC.

Pace Analytical Services, LLC
7726 Moller Road
Indianapolis, IN 46268
(317)228-3100

ANALYTICAL RESULTS

Project: Eagle Valley P1R1
Pace Project No.: 50303194

Sample: MW-11I **Lab ID: 50303194006** Collected: 11/17/21 12:00 Received: 11/18/21 08:46 Matrix: Water

Parameters	Results	Units	Report Limit	DF	Prepared	Analyzed	CAS No.	Qual
9056 IC Anions	Analytical Method: EPA 9056							
	Pace Analytical Services - Indianapolis							
Chloride	**81.2**	mg/L	25.0	100		11/24/21 09:36	16887-00-6	
Fluoride	**0.35**	mg/L	0.10	1		11/21/21 05:21	16984-48-8	
Sulfate	**163**	mg/L	25.0	100		11/24/21 09:36	14808-79-8	
6010 MET ICP	Analytical Method: EPA 6010 Preparation Method: EPA 3010							
	Pace Analytical Services - Indianapolis							
Aluminum	ND	ug/L	200	1	12/02/21 17:30	12/03/21 09:22	7429-90-5	
Barium	**62.3**	ug/L	10.0	1	12/02/21 17:30	12/03/21 09:22	7440-39-3	
Boron	**3350**	ug/L	100	1	12/02/21 17:30	12/03/21 09:22	7440-42-8	
Calcium	**86800**	ug/L	1000	1	12/02/21 17:30	12/03/21 09:22	7440-70-2	
Iron	**148**	ug/L	100	1	12/02/21 17:30	12/03/21 09:22	7439-89-6	
Lithium	**118**	ug/L	20.0	1	12/02/21 17:30	12/03/21 09:22	7439-93-2	
Magnesium	**23600**	ug/L	1000	1	12/02/21 17:30	12/03/21 09:22	7439-95-4	
Manganese	**251**	ug/L	10.0	1	12/02/21 17:30	12/03/21 09:22	7439-96-5	
Molybdenum	**149**	ug/L	10.0	1	12/02/21 17:30	12/03/21 09:22	7439-98-7	
Potassium	**7760**	ug/L	1000	1	12/02/21 17:30	12/03/21 09:22	7440-09-7	
Silica	**10200**	ug/L	450	1	12/02/21 17:30	12/03/21 09:22	7631-86-9	N2
Sodium	**85000**	ug/L	1000	1	12/02/21 17:30	12/03/21 09:22	7440-23-5	
6010 MET ICP, Dissolved	Analytical Method: EPA 6010 Preparation Method: EPA 3010							
	Pace Analytical Services - Indianapolis							
Manganese, Dissolved	**257**	ug/L	10.0	1	12/01/21 10:17	12/03/21 01:55	7439-96-5	
Molybdenum, Dissolved	**149**	ug/L	10.0	1	12/01/21 10:17	12/03/21 01:55	7439-98-7	
6020 MET ICPMS	Analytical Method: EPA 6020 Preparation Method: EPA 200.2							
	Pace Analytical Services - Indianapolis							
Antimony	ND	ug/L	1.0	1	11/23/21 09:00	11/24/21 14:10	7440-36-0	
Arsenic	ND	ug/L	1.0	1	11/23/21 09:00	11/24/21 14:10	7440-38-2	
Cobalt	ND	ug/L	1.0	1	11/23/21 09:00	11/24/21 14:10	7440-48-4	
Selenium	ND	ug/L	1.0	1	11/23/21 09:00	11/24/21 14:10	7782-49-2	
2320B Alkalinity	Analytical Method: SM 2320B							
	Pace Analytical Services - Indianapolis							
Alkalinity, Total as CaCO3	**226**	mg/L	2.0	1		11/23/21 10:24		
Alkalinity,Bicarbonate (CaCO3)	**226**	mg/L	2.0	1		11/23/21 10:24		
Alkalinity,Carbonate (CaCO3)	ND	mg/L	2.0	1		11/23/21 10:24		
2540C Total Dissolved Solids	Analytical Method: SM 2540C							
	Pace Analytical Services - Indianapolis							
Total Dissolved Solids	**597**	mg/L	10.0	1		11/19/21 09:02		
4500H+ pH, Electrometric	Analytical Method: SM 4500-H+B							
	Pace Analytical Services - Indianapolis							
pH at 25 Degrees C	**7.5**	Std. Units	0.10	1		11/20/21 09:28		H3

REPORT OF LABORATORY ANALYSIS

This report shall not be reproduced, except in full,
without the written consent of Pace Analytical Services, LLC.

Pace Analytical Services, LLC
7726 Moller Road
Indianapolis, IN 46268
(317)228-3100

ANALYTICAL RESULTS

Project: Eagle Valley P1R1
Pace Project No.: 50303194

Sample: MW-11I **Lab ID: 50303194006** Collected: 11/17/21 12:00 Received: 11/18/21 08:46 Matrix: Water

Parameters	Results	Units	Report Limit	DF	Prepared	Analyzed	CAS No.	Qual
4500S2D Sulfide Water	Analytical Method: SM 4500-S2-D Pace Analytical Services - Indianapolis							
Sulfide	ND	mg/L	0.10	1		11/23/21 10:06	18496-25-8	
Iron, Ferrous	Analytical Method: HACH 8146 Pace Analytical Services - Indianapolis							
Iron, Ferrous	ND	mg/L	0.20	1		12/01/21 12:09	15438-31-0	H3,N2
353.2 Nitrogen, NO2/NO3 unpres	Analytical Method: EPA 353.2 Pace Analytical Services - Indianapolis							
Nitrogen, Nitrate	ND	mg/L	0.10	1		11/18/21 11:38	14797-55-8	
Nitrogen, Nitrite	ND	mg/L	0.10	1		11/18/21 11:38	14797-65-0	
365.1 Total Phosphorus	Analytical Method: EPA 365.1 Preparation Method: EPA 365.1 Pace Analytical Services - Indianapolis							
Phosphate as P04	ND	mg/L	0.15	1	12/01/21 11:30	12/02/21 14:40		
5310C TOC	Analytical Method: SM 5310C Pace Analytical Services - Indianapolis							
Total Organic Carbon	ND	mg/L	1.0	1		12/04/21 10:07	7440-44-0	
5310C Dissolved Organic Carbon	Analytical Method: SM 5310C Pace Analytical Services - Indianapolis							
Dissolved Organic Carbon	ND	mg/L	1.0	1		12/05/21 15:35		

REPORT OF LABORATORY ANALYSIS

This report shall not be reproduced, except in full,
without the written consent of Pace Analytical Services, LLC.

Pace Analytical Services, LLC
7726 Moller Road
Indianapolis, IN 46268
(317)228-3100

ANALYTICAL RESULTS

Project: Eagle Valley P1R1
Pace Project No.: 50303194

Sample: MW-11D **Lab ID: 50303194007** Collected: 11/17/21 10:45 Received: 11/18/21 08:46 Matrix: Water

Parameters	Results	Units	Report Limit	DF	Prepared	Analyzed	CAS No.	Qual
9056 IC Anions	Analytical Method: EPA 9056							
	Pace Analytical Services - Indianapolis							
Chloride	**96.9**	mg/L	25.0	100		11/24/21 09:51	16887-00-6	
Fluoride	**0.23**	mg/L	0.10	1		11/21/21 05:56	16984-48-8	
Sulfate	**106**	mg/L	25.0	100		11/24/21 09:51	14808-79-8	
6010 MET ICP	Analytical Method: EPA 6010 Preparation Method: EPA 3010							
	Pace Analytical Services - Indianapolis							
Aluminum	ND	ug/L	200	1	12/02/21 17:30	12/03/21 09:24	7429-90-5	
Barium	**57.1**	ug/L	10.0	1	12/02/21 17:30	12/03/21 09:24	7440-39-3	
Boron	**2450**	ug/L	100	1	12/02/21 17:30	12/03/21 09:24	7440-42-8	
Calcium	**72500**	ug/L	1000	1	12/02/21 17:30	12/03/21 09:24	7440-70-2	
Iron	**1210**	ug/L	100	1	12/02/21 17:30	12/03/21 09:24	7439-89-6	
Lithium	**82.7**	ug/L	20.0	1	12/02/21 17:30	12/03/21 09:24	7439-93-2	
Magnesium	**19000**	ug/L	1000	1	12/02/21 17:30	12/03/21 09:24	7439-95-4	
Manganese	**365**	ug/L	10.0	1	12/02/21 17:30	12/03/21 09:24	7439-96-5	
Molybdenum	**183**	ug/L	10.0	1	12/02/21 17:30	12/03/21 09:24	7439-98-7	
Potassium	**6550**	ug/L	1000	1	12/02/21 17:30	12/03/21 09:24	7440-09-7	
Silica	**11400**	ug/L	450	1	12/02/21 17:30	12/03/21 09:24	7631-86-9	N2
Sodium	**87500**	ug/L	1000	1	12/02/21 17:30	12/03/21 09:24	7440-23-5	
6010 MET ICP, Dissolved	Analytical Method: EPA 6010 Preparation Method: EPA 3010							
	Pace Analytical Services - Indianapolis							
Manganese, Dissolved	**255**	ug/L	10.0	1	12/01/21 10:17	12/03/21 01:57	7439-96-5	
Molybdenum, Dissolved	**179**	ug/L	10.0	1	12/01/21 10:17	12/03/21 01:57	7439-98-7	
6020 MET ICPMS	Analytical Method: EPA 6020 Preparation Method: EPA 200.2							
	Pace Analytical Services - Indianapolis							
Antimony	ND	ug/L	1.0	1	11/23/21 09:00	11/24/21 14:14	7440-36-0	
Arsenic	**6.2**	ug/L	1.0	1	11/23/21 09:00	11/24/21 14:14	7440-38-2	
Cobalt	ND	ug/L	1.0	1	11/23/21 09:00	11/24/21 14:14	7440-48-4	
Selenium	ND	ug/L	1.0	1	11/23/21 09:00	11/24/21 14:14	7782-49-2	
2320B Alkalinity	Analytical Method: SM 2320B							
	Pace Analytical Services - Indianapolis							
Alkalinity, Total as CaCO3	**213**	mg/L	2.0	1		11/23/21 10:24		
Alkalinity,Bicarbonate (CaCO3)	**213**	mg/L	2.0	1		11/23/21 10:24		
Alkalinity,Carbonate (CaCO3)	ND	mg/L	2.0	1		11/23/21 10:24		
2540C Total Dissolved Solids	Analytical Method: SM 2540C							
	Pace Analytical Services - Indianapolis							
Total Dissolved Solids	**528**	mg/L	10.0	1		11/19/21 09:02		
4500H+ pH, Electrometric	Analytical Method: SM 4500-H+B							
	Pace Analytical Services - Indianapolis							
pH at 25 Degrees C	**7.4**	Std. Units	0.10	1		11/20/21 09:27		H3

REPORT OF LABORATORY ANALYSIS

This report shall not be reproduced, except in full,
without the written consent of Pace Analytical Services, LLC.

Pace Analytical Services, LLC
7726 Moller Road
Indianapolis, IN 46268
(317)228-3100

ANALYTICAL RESULTS

Project: Eagle Valley P1R1
Pace Project No.: 50303194

Sample: MW-11D **Lab ID: 50303194007** Collected: 11/17/21 10:45 Received: 11/18/21 08:46 Matrix: Water

Parameters	Results	Units	Report Limit	DF	Prepared	Analyzed	CAS No.	Qual
4500S2D Sulfide Water	Analytical Method: SM 4500-S2-D Pace Analytical Services - Indianapolis							
Sulfide	ND	mg/L	0.10	1		11/23/21 10:06	18496-25-8	
Iron, Ferrous	Analytical Method: HACH 8146 Pace Analytical Services - Indianapolis							
Iron, Ferrous	ND	mg/L	0.20	1		12/01/21 12:07	15438-31-0	H3,N2
353.2 Nitrogen, NO2/NO3 unpres	Analytical Method: EPA 353.2 Pace Analytical Services - Indianapolis							
Nitrogen, Nitrate	ND	mg/L	0.10	1		11/18/21 11:31	14797-55-8	
Nitrogen, Nitrite	ND	mg/L	0.10	1		11/18/21 11:31	14797-65-0	
365.1 Total Phosphorus	Analytical Method: EPA 365.1 Preparation Method: EPA 365.1 Pace Analytical Services - Indianapolis							
Phosphate as P04	ND	mg/L	0.15	1	12/01/21 11:30	12/02/21 14:41		
5310C TOC	Analytical Method: SM 5310C Pace Analytical Services - Indianapolis							
Total Organic Carbon	ND	mg/L	1.0	1		12/04/21 11:05	7440-44-0	
5310C Dissolved Organic Carbon	Analytical Method: SM 5310C Pace Analytical Services - Indianapolis							
Dissolved Organic Carbon	**1.0**	mg/L	1.0	1		12/05/21 15:46		

This report shall not be reproduced, except in full,
without the written consent of Pace Analytical Services, LLC.

Pace Analytical Services, LLC
7726 Moller Road
Indianapolis, IN 46268
(317)228-3100

ANALYTICAL RESULTS

Project: Eagle Valley P1R1
Pace Project No.: 50303194

Sample: FB **Lab ID: 50303194008** Collected: 11/17/21 16:30 Received: 11/18/21 08:46 Matrix: Water

Parameters	Results	Units	Report Limit	DF	Prepared	Analyzed	CAS No.	Qual
9056 IC Anions	Analytical Method: EPA 9056							
	Pace Analytical Services - Indianapolis							
Chloride	ND	mg/L	0.25	1		11/24/21 10:06	16887-00-6	
Fluoride	ND	mg/L	0.10	1		11/24/21 10:06	16984-48-8	
Sulfate	ND	mg/L	0.25	1		11/24/21 10:06	14808-79-8	
6010 MET ICP	Analytical Method: EPA 6010 Preparation Method: EPA 3010							
	Pace Analytical Services - Indianapolis							
Aluminum	ND	ug/L	200	1	12/02/21 17:30	12/03/21 09:27	7429-90-5	
Barium	ND	ug/L	10.0	1	12/02/21 17:30	12/03/21 09:27	7440-39-3	
Boron	ND	ug/L	100	1	12/02/21 17:30	12/03/21 09:27	7440-42-8	
Calcium	ND	ug/L	1000	1	12/02/21 17:30	12/03/21 09:27	7440-70-2	
Iron	ND	ug/L	100	1	12/02/21 17:30	12/03/21 09:27	7439-89-6	
Lithium	ND	ug/L	20.0	1	12/02/21 17:30	12/03/21 09:27	7439-93-2	
Magnesium	ND	ug/L	1000	1	12/02/21 17:30	12/03/21 09:27	7439-95-4	
Manganese	ND	ug/L	10.0	1	12/02/21 17:30	12/03/21 09:27	7439-96-5	
Molybdenum	ND	ug/L	10.0	1	12/02/21 17:30	12/03/21 09:27	7439-98-7	
Potassium	ND	ug/L	1000	1	12/02/21 17:30	12/03/21 09:27	7440-09-7	
Silica	ND	ug/L	450	1	12/02/21 17:30	12/03/21 09:27	7631-86-9	N2
Sodium	ND	ug/L	1000	1	12/02/21 17:30	12/03/21 09:27	7440-23-5	
6020 MET ICPMS	Analytical Method: EPA 6020 Preparation Method: EPA 200.2							
	Pace Analytical Services - Indianapolis							
Antimony	ND	ug/L	1.0	1	11/23/21 09:00	11/24/21 14:18	7440-36-0	
Arsenic	ND	ug/L	1.0	1	11/23/21 09:00	11/24/21 14:18	7440-38-2	
Cobalt	ND	ug/L	1.0	1	11/23/21 09:00	11/24/21 14:18	7440-48-4	
Selenium	ND	ug/L	1.0	1	11/23/21 09:00	11/24/21 14:18	7782-49-2	
2320B Alkalinity	Analytical Method: SM 2320B							
	Pace Analytical Services - Indianapolis							
Alkalinity, Total as CaCO3	**2.7**	mg/L	2.0	1		11/23/21 15:51		
Alkalinity,Bicarbonate (CaCO3)	**2.7**	mg/L	2.0	1		11/23/21 15:51		
Alkalinity,Carbonate (CaCO3)	ND	mg/L	2.0	1		11/23/21 15:51		
2540C Total Dissolved Solids	Analytical Method: SM 2540C							
	Pace Analytical Services - Indianapolis							
Total Dissolved Solids	ND	mg/L	10.0	1		11/19/21 09:02		PL
4500H+ pH, Electrometric	Analytical Method: SM 4500-H+B							
	Pace Analytical Services - Indianapolis							
pH at 25 Degrees C	**7.3**	Std. Units	0.10	1		11/20/21 09:35		H3
4500S2D Sulfide Water	Analytical Method: SM 4500-S2-D							
	Pace Analytical Services - Indianapolis							
Sulfide	ND	mg/L	0.10	1		11/23/21 10:06	18496-25-8	

REPORT OF LABORATORY ANALYSIS

This report shall not be reproduced, except in full,
without the written consent of Pace Analytical Services, LLC.

Pace Analytical Services, LLC
7726 Moller Road
Indianapolis, IN 46268
(317)228-3100

ANALYTICAL RESULTS

Project: Eagle Valley P1R1
Pace Project No.: 50303194

Sample: FB **Lab ID: 50303194008** Collected: 11/17/21 16:30 Received: 11/18/21 08:46 Matrix: Water

Parameters	Results	Units	Report Limit	DF	Prepared	Analyzed	CAS No.	Qual
Iron, Ferrous	Analytical Method: HACH 8146 Pace Analytical Services - Indianapolis							
Iron, Ferrous	ND	mg/L	0.20	1		12/01/21 12:12	15438-31-0	H3,N2
353.2 Nitrogen, NO2/NO3 unpres	Analytical Method: EPA 353.2 Pace Analytical Services - Indianapolis							
Nitrogen, Nitrate	ND	mg/L	0.10	1		11/18/21 11:55	14797-55-8	
Nitrogen, Nitrite	ND	mg/L	0.10	1		11/18/21 11:55	14797-65-0	
365.1 Total Phosphorus	Analytical Method: EPA 365.1 Preparation Method: EPA 365.1 Pace Analytical Services - Indianapolis							
Phosphate as P04	ND	mg/L	0.15	1	12/01/21 11:30	12/02/21 14:41		
5310C TOC	Analytical Method: SM 5310C Pace Analytical Services - Indianapolis							
Total Organic Carbon	ND	mg/L	1.0	1		12/04/21 11:24	7440-44-0	

REPORT OF LABORATORY ANALYSIS

This report shall not be reproduced, except in full,
without the written consent of Pace Analytical Services, LLC.

Pace Analytical Services, LLC
7726 Moller Road
Indianapolis, IN 46268
(317)228-3100

QUALITY CONTROL DATA

Project: Eagle Valley P1R1
Pace Project No.: 50303194

QC Batch: 651363
QC Batch Method: EPA 9056
Analysis Method: EPA 9056
Analysis Description: 9056 IC Anions
Laboratory: Pace Analytical Services - Indianapolis
Associated Lab Samples: 50303194001, 50303194002, 50303194005, 50303194006, 50303194007, 50303194008

METHOD BLANK: 3002164 Matrix: Water
Associated Lab Samples: 50303194001, 50303194002, 50303194005, 50303194006, 50303194007, 50303194008

Parameter	Units	Blank Result	Reporting Limit	Analyzed	Qualifiers
Chloride	mg/L	ND	0.25	11/20/21 12:42	
Fluoride	mg/L	ND	0.10	11/20/21 12:42	
Sulfate	mg/L	ND	0.25	11/20/21 12:42	

LABORATORY CONTROL SAMPLE: 3002165

Parameter	Units	Spike Conc.	LCS Result	LCS % Rec	% Rec Limits	Qualifiers
Chloride	mg/L	1.2	1.1	90	80-120	
Fluoride	mg/L	0.5	0.45	90	80-120	
Sulfate	mg/L	2.5	2.4	94	80-120	

MATRIX SPIKE & MATRIX SPIKE DUPLICATE: 3002166 3002167

Parameter	Units	50303167002 Result	MS Spike Conc.	MSD Spike Conc.	MS Result	MSD Result	MS % Rec	MSD % Rec	% Rec Limits	RPD	Max RPD	Qual
Chloride	mg/L	696	125	125	810	810	91	91	80-120	0	15	
Fluoride	mg/L	ND	0.5	0.5	0.55	0.56	90	93	80-120	2	15	
Sulfate	mg/L	193	25	25	212	212	74	74	80-120	0	15	M0

MATRIX SPIKE & MATRIX SPIKE DUPLICATE: 3002168 3002169

Parameter	Units	50303194002 Result	MS Spike Conc.	MSD Spike Conc.	MS Result	MSD Result	MS % Rec	MSD % Rec	% Rec Limits	RPD	Max RPD	Qual
Chloride	mg/L	84.3	12.5	12.5	91.4	91.4	57	57	80-120	0	15	M0
Fluoride	mg/L	0.30	0.5	0.5	0.78	0.79	96	97	80-120	1	15	
Sulfate	mg/L	70.0	25	25	91.0	91.6	84	87	80-120	1	15	

Results presented on this page are in the units indicated by the "Units" column except where an alternate unit is presented to the right of the result.

REPORT OF LABORATORY ANALYSIS

This report shall not be reproduced, except in full,
without the written consent of Pace Analytical Services, LLC.

Pace Analytical Services, LLC
7726 Moller Road
Indianapolis, IN 46268
(317)228-3100

QUALITY CONTROL DATA

Project: Eagle Valley P1R1
Pace Project No.: 50303194

QC Batch: 653377
QC Batch Method: EPA 3010
Analysis Method: EPA 6010
Analysis Description: 6010 MET
Laboratory: Pace Analytical Services - Indianapolis
Associated Lab Samples: 50303194001, 50303194002, 50303194005, 50303194006, 50303194007, 50303194008

METHOD BLANK: 3010440 Matrix: Water
Associated Lab Samples: 50303194001, 50303194002, 50303194005, 50303194006, 50303194007, 50303194008

Parameter	Units	Blank Result	Reporting Limit	Analyzed	Qualifiers
Aluminum	ug/L	ND	200	12/03/21 08:20	
Barium	ug/L	ND	10.0	12/03/21 08:20	
Boron	ug/L	ND	100	12/03/21 08:20	
Calcium	ug/L	ND	1000	12/03/21 08:20	
Iron	ug/L	ND	100	12/03/21 08:20	
Lithium	ug/L	ND	20.0	12/03/21 08:20	
Magnesium	ug/L	ND	1000	12/03/21 08:20	
Manganese	ug/L	ND	10.0	12/03/21 08:20	
Molybdenum	ug/L	ND	10.0	12/03/21 08:20	
Potassium	ug/L	ND	1000	12/03/21 08:20	
Silica	ug/L	ND	450	12/03/21 08:20	N2
Sodium	ug/L	ND	1000	12/03/21 08:20	

LABORATORY CONTROL SAMPLE: 3010441

Parameter	Units	Spike Conc.	LCS Result	LCS % Rec	% Rec Limits	Qualifiers
Aluminum	ug/L	5000	4620	92	80-120	
Barium	ug/L	1000	939	94	80-120	
Boron	ug/L	1000	932	93	80-120	
Calcium	ug/L	5000	4710	94	80-120	
Iron	ug/L	2500	2300	92	80-120	
Lithium	ug/L	1000	954	95	80-120	
Magnesium	ug/L	5000	4580	92	80-120	
Manganese	ug/L	1000	933	93	80-120	
Molybdenum	ug/L	1000	936	94	80-120	
Potassium	ug/L	5000	4650	93	80-120	
Silica	ug/L	5350	5080	95	80-120	N2
Sodium	ug/L	5000	4600	92	80-120	

MATRIX SPIKE & MATRIX SPIKE DUPLICATE: 3010442 3010443

Parameter	Units	50303126003 Result	MS Spike Conc.	MSD Spike Conc.	MS Result	MSD Result	MS % Rec	MSD % Rec	% Rec Limits	RPD	Max RPD	Qual
Aluminum	ug/L	902000	25000	25000	856000	876000	-184	-104	75-125	2	20	P4,P6
Barium	ug/L	5340	5000	5000	9200	9480	77	83	75-125	3	20	P4
Boron	ug/L	910	5000	5000	5200	5330	86	88	75-125	2	20	P4

Results presented on this page are in the units indicated by the "Units" column except where an alternate unit is presented to the right of the result.

REPORT OF LABORATORY ANALYSIS

This report shall not be reproduced, except in full,
without the written consent of Pace Analytical Services, LLC.

Pace Analytical Services, LLC
7726 Moller Road
Indianapolis, IN 46268
(317)228-3100

QUALITY CONTROL DATA

Project: Eagle Valley P1R1
Pace Project No.: 50303194

MATRIX SPIKE & MATRIX SPIKE DUPLICATE: 3010442 3010443

Parameter	Units	50303126003 Result	MS Spike Conc.	MSD Spike Conc.	MS Result	MSD Result	MS % Rec	MSD % Rec	% Rec Limits	RPD	Max RPD	Qual
Calcium	ug/L	2610000	25000	25000	2190000	2130000	-1680	-1920	75-125	3	20	E,P4, P6
Iron	ug/L	1580000	12500	12500	1360000	1330000	-1780	-1980	75-125	2	20	P4,P6
Lithium	ug/L	1200	5000	5000	5900	6100	94	98	75-125	3	20	P4
Magnesium	ug/L	1270000	25000	25000	990000	914000	-1140	-1440	75-125	8	20	P4,P6
Manganese	ug/L	21900	5000	5000	22500	22400	12	9	75-125	1	20	P4,P6
Molybdenum	ug/L	629	5000	5000	4640	4780	80	83	75-125	3	20	P4
Potassium	ug/L	149000	25000	25000	159000	169000	40	79	75-125	6	20	P4,P6
Silica	ug/L	617000	26700	26700	1190000	1140000	2150	1960	75-125	4	20	N2
Sodium	ug/L	13000	25000	25000	36400	38000	93	100	75-125	4	20	P4

MATRIX SPIKE & MATRIX SPIKE DUPLICATE: 3010444 3010445

Parameter	Units	50303167002 Result	MS Spike Conc.	MSD Spike Conc.	MS Result	MSD Result	MS % Rec	MSD % Rec	% Rec Limits	RPD	Max RPD	Qual
Aluminum	ug/L	28800	5000	5000	47200	50300	367	429	75-125	6	20	P6
Barium	ug/L	797	1000	1000	1700	1810	90	101	75-125	6	20	
Boron	ug/L	ND	1000	1000	991	1020	95	99	75-125	3	20	
Calcium	ug/L	247000	5000	5000	237000	253000	-196	128	75-125	7	20	E,P6
Iron	ug/L	46400	2500	2500	46600	51600	10	209	75-125	10	20	P6
Lithium	ug/L	50.1	1000	1000	1080	1120	103	107	75-125	3	20	
Magnesium	ug/L	147000	5000	5000	142000	152000	-84	110	75-125	7	20	P6
Manganese	ug/L	616	1000	1000	1470	1550	86	93	75-125	5	20	
Molybdenum	ug/L	ND	1000	1000	918	932	91	93	75-125	2	20	
Potassium	ug/L	7150	5000	5000	13600	14200	129	140	75-125	4	20	M3
Silica	ug/L	86300	5350	5350	132000	145000	856	1100	75-125	9	20	N2
Sodium	ug/L	215000	5000	5000	208000	222000	-138	150	75-125	7	20	E,P6

MATRIX SPIKE & MATRIX SPIKE DUPLICATE: 3010446 3010447

Parameter	Units	50303194002 Result	MS Spike Conc.	MSD Spike Conc.	MS Result	MSD Result	MS % Rec	MSD % Rec	% Rec Limits	RPD	Max RPD	Qual
Aluminum	ug/L	ND	5000	5000	4580	4650	91	93	75-125	2	20	
Barium	ug/L	65.6	1000	1000	1010	1010	95	94	75-125	0	20	
Boron	ug/L	115	1000	1000	1070	1100	96	99	75-125	3	20	
Calcium	ug/L	68400	5000	5000	71400	72000	60	72	75-125	1	20	P6
Iron	ug/L	953	2500	2500	3200	3240	90	91	75-125	1	20	
Lithium	ug/L	ND	1000	1000	999	1000	99	99	75-125	0	20	
Magnesium	ug/L	21800	5000	5000	25800	26300	80	91	75-125	2	20	
Manganese	ug/L	189	1000	1000	1100	1120	92	93	75-125	1	20	
Molybdenum	ug/L	14.8	1000	1000	966	984	95	97	75-125	2	20	
Potassium	ug/L	3370	5000	5000	8370	8320	100	99	75-125	1	20	
Silica	ug/L	10700	5350	5350	15500	16000	91	99	75-125	3	20	N2

Results presented on this page are in the units indicated by the "Units" column except where an alternate unit is presented to the right of the result.

REPORT OF LABORATORY ANALYSIS

This report shall not be reproduced, except in full,
without the written consent of Pace Analytical Services, LLC.

Pace Analytical Services, LLC
7726 Moller Road
Indianapolis, IN 46268
(317)228-3100

QUALITY CONTROL DATA

Project: Eagle Valley P1R1
Pace Project No.: 50303194

MATRIX SPIKE & MATRIX SPIKE DUPLICATE: 3010446 3010447

Parameter	Units	50303194002 Result	MS Spike Conc.	MSD Spike Conc.	MS Result	MSD Result	MS % Rec	MSD % Rec	% Rec Limits	RPD	Max RPD	Qual
Sodium	ug/L	64400	5000	5000	69100	68400	94	81	75-125	1	20	

Results presented on this page are in the units indicated by the "Units" column except where an alternate unit is presented to the right of the result.

REPORT OF LABORATORY ANALYSIS

This report shall not be reproduced, except in full,
without the written consent of Pace Analytical Services, LLC.

Pace Analytical Services, LLC
7726 Moller Road
Indianapolis, IN 46268
(317)228-3100

QUALITY CONTROL DATA

Project: Eagle Valley P1R1
Pace Project No.: 50303194

QC Batch: 652321
QC Batch Method: EPA 3010
Analysis Method: EPA 6010
Analysis Description: 6010 MET Dissolved
Laboratory: Pace Analytical Services - Indianapolis
Associated Lab Samples: 50303194001, 50303194002, 50303194005, 50303194006, 50303194007

METHOD BLANK: 3006287 Matrix: Water
Associated Lab Samples: 50303194001, 50303194002, 50303194005, 50303194006, 50303194007

Parameter	Units	Blank Result	Reporting Limit	Analyzed	Qualifiers
Manganese, Dissolved	ug/L	ND	10.0	12/03/21 01:13	
Molybdenum, Dissolved	ug/L	ND	10.0	12/03/21 01:13	

LABORATORY CONTROL SAMPLE: 3006288

Parameter	Units	Spike Conc.	LCS Result	LCS % Rec	% Rec Limits	Qualifiers
Manganese, Dissolved	ug/L	1000	979	98	80-120	
Molybdenum, Dissolved	ug/L	1000	975	97	80-120	

MATRIX SPIKE & MATRIX SPIKE DUPLICATE: 3006289 3006290

Parameter	Units	50303194002 Result	MS Spike Conc.	MSD Spike Conc.	MS Result	MSD Result	MS % Rec	MSD % Rec	% Rec Limits	RPD	Max RPD	Qual
Manganese, Dissolved	ug/L	190	1000	1000	1150	1150	96	96	75-125	0	20	
Molybdenum, Dissolved	ug/L	14.6	1000	1000	991	996	98	98	75-125	1	20	

Results presented on this page are in the units indicated by the "Units" column except where an alternate unit is presented to the right of the result.

REPORT OF LABORATORY ANALYSIS

This report shall not be reproduced, except in full,
without the written consent of Pace Analytical Services, LLC.

Pace Analytical Services, LLC
7726 Moller Road
Indianapolis, IN 46268
(317)228-3100

QUALITY CONTROL DATA

Project: Eagle Valley P1R1
Pace Project No.: 50303194

QC Batch: 652053
QC Batch Method: EPA 200.2
Analysis Method: EPA 6020
Analysis Description: 6020 MET
Laboratory: Pace Analytical Services - Indianapolis
Associated Lab Samples: 50303194001, 50303194002, 50303194005, 50303194006, 50303194007, 50303194008

METHOD BLANK: 3005229 Matrix: Water
Associated Lab Samples: 50303194001, 50303194002, 50303194005, 50303194006, 50303194007, 50303194008

Parameter	Units	Blank Result	Reporting Limit	Analyzed	Qualifiers
Antimony	ug/L	ND	1.0	11/24/21 12:05	
Arsenic	ug/L	ND	1.0	11/24/21 12:05	
Cobalt	ug/L	ND	1.0	11/24/21 12:05	
Selenium	ug/L	ND	1.0	11/24/21 12:05	

LABORATORY CONTROL SAMPLE: 3005230

Parameter	Units	Spike Conc.	LCS Result	LCS % Rec	% Rec Limits	Qualifiers
Antimony	ug/L	40	41.6	104	80-120	
Arsenic	ug/L	40	38.2	96	80-120	
Cobalt	ug/L	40	41.2	103	80-120	
Selenium	ug/L	40	41.2	103	80-120	

MATRIX SPIKE & MATRIX SPIKE DUPLICATE: 3005231 3005232

Parameter	Units	50303167002 Result	MS Spike Conc.	MSD Spike Conc.	MS Result	MSD Result	MS % Rec	MSD % Rec	% Rec Limits	RPD	Max RPD	Qual
Antimony	ug/L	ND	40	40	16.7	17.1	41	42	75-125	2	20	M3
Arsenic	ug/L	15.2	40	40	42.3	38.6	68	59	75-125	9	20	M3
Cobalt	ug/L	15.3	40	40	47.0	46.8	79	79	75-125	0	20	
Selenium	ug/L	7.0	40	40	33.0	31.1	65	60	75-125	6	20	M3

MATRIX SPIKE & MATRIX SPIKE DUPLICATE: 3005233 3005234

Parameter	Units	50303194002 Result	MS Spike Conc.	MSD Spike Conc.	MS Result	MSD Result	MS % Rec	MSD % Rec	% Rec Limits	RPD	Max RPD	Qual
Antimony	ug/L	ND	40	40	42.5	42.0	106	105	75-125	1	20	
Arsenic	ug/L	4.8	40	40	43.0	42.6	96	95	75-125	1	20	
Cobalt	ug/L	ND	40	40	39.2	38.5	97	95	75-125	2	20	
Selenium	ug/L	ND	40	40	39.4	38.2	99	95	75-125	3	20	

Results presented on this page are in the units indicated by the "Units" column except where an alternate unit is presented to the right of the result.

REPORT OF LABORATORY ANALYSIS

This report shall not be reproduced, except in full,
without the written consent of Pace Analytical Services, LLC.

Pace Analytical Services, LLC
7726 Moller Road
Indianapolis, IN 46268
(317)228-3100

QUALITY CONTROL DATA

Project: Eagle Valley P1R1
Pace Project No.: 50303194

QC Batch: 651988 | Analysis Method: SM 2320B
QC Batch Method: SM 2320B | Analysis Description: 2320B Alkalinity
Laboratory: Pace Analytical Services - Indianapolis
Associated Lab Samples: 50303194001, 50303194002, 50303194005, 50303194006, 50303194007

METHOD BLANK: 3004971 Matrix: Water
Associated Lab Samples: 50303194001, 50303194002, 50303194005, 50303194006, 50303194007

Parameter	Units	Blank Result	Reporting Limit	Analyzed	Qualifiers
Alkalinity, Total as CaCO3	mg/L	ND	2.0	11/23/21 10:24	
Alkalinity,Bicarbonate (CaCO3)	mg/L	ND	2.0	11/23/21 10:24	
Alkalinity,Carbonate (CaCO3)	mg/L	ND	2.0	11/23/21 10:24	

LABORATORY CONTROL SAMPLE: 3004972

Parameter	Units	Spike Conc.	LCS Result	LCS % Rec	% Rec Limits	Qualifiers
Alkalinity, Total as CaCO3	mg/L	50	49.3	99	90-110	

SAMPLE DUPLICATE: 3004973

Parameter	Units	50303497021 Result	Dup Result	RPD	Max RPD	Qualifiers
Alkalinity, Total as CaCO3	mg/L	289	298	3	20	
Alkalinity,Bicarbonate (CaCO3)	mg/L	289	298	3	20	
Alkalinity,Carbonate (CaCO3)	mg/L	ND	ND		20	

SAMPLE DUPLICATE: 3004974

Parameter	Units	50303194002 Result	Dup Result	RPD	Max RPD	Qualifiers
Alkalinity, Total as CaCO3	mg/L	228	239	5	20	
Alkalinity,Bicarbonate (CaCO3)	mg/L	228	239	5	20	
Alkalinity,Carbonate (CaCO3)	mg/L	ND	ND		20	

Results presented on this page are in the units indicated by the "Units" column except where an alternate unit is presented to the right of the result.

REPORT OF LABORATORY ANALYSIS

This report shall not be reproduced, except in full,
without the written consent of Pace Analytical Services, LLC.

Pace Analytical Services, LLC
7726 Moller Road
Indianapolis, IN 46268
(317)228-3100

QUALITY CONTROL DATA

Project: Eagle Valley P1R1
Pace Project No.: 50303194

QC Batch: 652098
QC Batch Method: SM 2320B
Analysis Method: SM 2320B
Analysis Description: 2320B Alkalinity
Laboratory: Pace Analytical Services - Indianapolis
Associated Lab Samples: 50303194008

METHOD BLANK: 3005337 Matrix: Water
Associated Lab Samples: 50303194008

Parameter	Units	Blank Result	Reporting Limit	Analyzed	Qualifiers
Alkalinity, Total as CaCO3	mg/L	ND	2.0	11/23/21 15:51	
Alkalinity,Bicarbonate (CaCO3)	mg/L	ND	2.0	11/23/21 15:51	
Alkalinity,Carbonate (CaCO3)	mg/L	ND	2.0	11/23/21 15:51	

LABORATORY CONTROL SAMPLE: 3005338

Parameter	Units	Spike Conc.	LCS Result	LCS % Rec	% Rec Limits	Qualifiers
Alkalinity, Total as CaCO3	mg/L	50	50.0	100	90-110	

SAMPLE DUPLICATE: 3005340

Parameter	Units	50303312001 Result	Dup Result	RPD	Max RPD	Qualifiers
Alkalinity, Total as CaCO3	mg/L	463	466	0	20	
Alkalinity,Bicarbonate (CaCO3)	mg/L	463	466	0	20	
Alkalinity,Carbonate (CaCO3)	mg/L	ND	ND		20	

SAMPLE DUPLICATE: 3005705

Parameter	Units	50303391001 Result	Dup Result	RPD	Max RPD	Qualifiers
Alkalinity, Total as CaCO3	mg/L	165	173	5	20	
Alkalinity,Bicarbonate (CaCO3)	mg/L	165	173	5	20	
Alkalinity,Carbonate (CaCO3)	mg/L	<2.0	ND		20	

Results presented on this page are in the units indicated by the "Units" column except where an alternate unit is presented to the right of the result.

REPORT OF LABORATORY ANALYSIS

This report shall not be reproduced, except in full,
without the written consent of Pace Analytical Services, LLC.

Pace Analytical Services, LLC
7726 Moller Road
Indianapolis, IN 46268
(317)228-3100

QUALITY CONTROL DATA

Project: Eagle Valley P1R1
Pace Project No.: 50303194

QC Batch: 651450 | Analysis Method: SM 2540C
QC Batch Method: SM 2540C | Analysis Description: 2540C Total Dissolved Solids
Laboratory: Pace Analytical Services - Indianapolis
Associated Lab Samples: 50303194001, 50303194002, 50303194005, 50303194006, 50303194007, 50303194008

METHOD BLANK: 3002668 Matrix: Water
Associated Lab Samples: 50303194001, 50303194002, 50303194005, 50303194006, 50303194007, 50303194008

Parameter	Units	Blank Result	Reporting Limit	Analyzed	Qualifiers
Total Dissolved Solids	mg/L	ND	10.0	11/19/21 08:58	

LABORATORY CONTROL SAMPLE: 3002669

Parameter	Units	Spike Conc.	LCS Result	LCS % Rec	% Rec Limits	Qualifiers
Total Dissolved Solids	mg/L	300	304	101	80-120	

SAMPLE DUPLICATE: 3002670

Parameter	Units	50303184004 Result	Dup Result	RPD	Max RPD	Qualifiers
Total Dissolved Solids	mg/L	1600	1620	1	10	

SAMPLE DUPLICATE: 3002671

Parameter	Units	50303194002 Result	Dup Result	RPD	Max RPD	Qualifiers
Total Dissolved Solids	mg/L	432	441	2	10	

Results presented on this page are in the units indicated by the "Units" column except where an alternate unit is presented to the right of the result.

REPORT OF LABORATORY ANALYSIS

This report shall not be reproduced, except in full,
without the written consent of Pace Analytical Services, LLC.

Pace Analytical Services, LLC
7726 Moller Road
Indianapolis, IN 46268
(317)228-3100

QUALITY CONTROL DATA

Project: Eagle Valley P1R1
Pace Project No.: 50303194

QC Batch: 651745
QC Batch Method: SM 4500-H+B
Analysis Method: SM 4500-H+B
Analysis Description: 4500H+B pH
Laboratory: Pace Analytical Services - Indianapolis
Associated Lab Samples: 50303194001, 50303194002, 50303194005, 50303194006, 50303194007, 50303194008

SAMPLE DUPLICATE: 3004217

Parameter	Units	50303184007 Result	Dup Result	RPD	Max RPD	Qualifiers
pH at 25 Degrees C	Std. Units	7.0	7.1	1	2	H3

SAMPLE DUPLICATE: 3004218

Parameter	Units	50303194002 Result	Dup Result	RPD	Max RPD	Qualifiers
pH at 25 Degrees C	Std. Units	7.4	7.5	1	2	H3

Results presented on this page are in the units indicated by the "Units" column except where an alternate unit is presented to the right of the result.

REPORT OF LABORATORY ANALYSIS

This report shall not be reproduced, except in full,
without the written consent of Pace Analytical Services, LLC.

Pace Analytical Services, LLC
7726 Moller Road
Indianapolis, IN 46268
(317)228-3100

QUALITY CONTROL DATA

Project: Eagle Valley P1R1
Pace Project No.: 50303194

QC Batch: 652096 | Analysis Method: SM 4500-S2-D
QC Batch Method: SM 4500-S2-D | Analysis Description: 4500S2D Sulfide Water
Laboratory: Pace Analytical Services - Indianapolis
Associated Lab Samples: 50303194001, 50303194002, 50303194005, 50303194006, 50303194007, 50303194008

METHOD BLANK: 3005327 Matrix: Water
Associated Lab Samples: 50303194001, 50303194002, 50303194005, 50303194006, 50303194007, 50303194008

Parameter	Units	Blank Result	Reporting Limit	Analyzed	Qualifiers
Sulfide	mg/L	ND	0.10	11/23/21 10:06	

LABORATORY CONTROL SAMPLE: 3005328

Parameter	Units	Spike Conc.	LCS Result	LCS % Rec	% Rec Limits	Qualifiers
Sulfide	mg/L	0.5	0.54	108	90-110	

MATRIX SPIKE SAMPLE: 3005329

Parameter	Units	50303157004 Result	Spike Conc.	MS Result	MS % Rec	% Rec Limits	Qualifiers
Sulfide	mg/L	ND	0.5	0.50	96	90-110	

MATRIX SPIKE & MATRIX SPIKE DUPLICATE: 3005331 3005332

Parameter	Units	50303194002 Result	MS Spike Conc.	MSD Spike Conc.	MS Result	MSD Result	MS % Rec	MSD % Rec	% Rec Limits	RPD	Max RPD	Qual
Sulfide	mg/L	ND	0.5	0.5	0.44	0.44	89	88	90-110	1	20	M3

Results presented on this page are in the units indicated by the "Units" column except where an alternate unit is presented to the right of the result.

REPORT OF LABORATORY ANALYSIS

This report shall not be reproduced, except in full,
without the written consent of Pace Analytical Services, LLC.

Pace Analytical Services, LLC
7726 Moller Road
Indianapolis, IN 46268
(317)228-3100

QUALITY CONTROL DATA

Project: Eagle Valley P1R1
Pace Project No.: 50303194

QC Batch: 653052 | Analysis Method: HACH 8146
QC Batch Method: HACH 8146 | Analysis Description: Iron, Ferrous
Laboratory: Pace Analytical Services - Indianapolis
Associated Lab Samples: 50303194001, 50303194002, 50303194005, 50303194006, 50303194007, 50303194008

METHOD BLANK: 3009035 Matrix: Water
Associated Lab Samples: 50303194001, 50303194002, 50303194005, 50303194006, 50303194007, 50303194008

Parameter	Units	Blank Result	Reporting Limit	Analyzed	Qualifiers
Iron, Ferrous	mg/L	ND	0.20	12/01/21 12:00	H3,N2

LABORATORY CONTROL SAMPLE: 3009036

Parameter	Units	Spike Conc.	LCS Result	LCS % Rec	% Rec Limits	Qualifiers
Iron, Ferrous	mg/L	1	1.0	104	90-110	H3,N2

MATRIX SPIKE & MATRIX SPIKE DUPLICATE: 3009037 3009038

Parameter	Units	50303114002 Result	MS Spike Conc.	MSD Spike Conc.	MS Result	MSD Result	MS % Rec	MSD % Rec	% Rec Limits	RPD	Max RPD	Qual
Iron, Ferrous	mg/L	ND	1	1	1.0	1.0	103	103	90-110	0	20	H3,N2

MATRIX SPIKE & MATRIX SPIKE DUPLICATE: 3009039 3009040

Parameter	Units	50303194002 Result	MS Spike Conc.	MSD Spike Conc.	MS Result	MSD Result	MS % Rec	MSD % Rec	% Rec Limits	RPD	Max RPD	Qual
Iron, Ferrous	mg/L	ND	1	1	1.0	1.1	101	107	90-110	6	20	H3,N2

Results presented on this page are in the units indicated by the "Units" column except where an alternate unit is presented to the right of the result.

REPORT OF LABORATORY ANALYSIS

This report shall not be reproduced, except in full,
without the written consent of Pace Analytical Services, LLC.

Pace Analytical Services, LLC
7726 Moller Road
Indianapolis, IN 46268
(317)228-3100

QUALITY CONTROL DATA

Project: Eagle Valley P1R1
Pace Project No.: 50303194

QC Batch: 651215 | Analysis Method: EPA 353.2
QC Batch Method: EPA 353.2 | Analysis Description: 353.2 Nitrate + Nitrite, Unpres.
Laboratory: Pace Analytical Services - Indianapolis
Associated Lab Samples: 50303194001, 50303194002, 50303194005, 50303194006, 50303194007, 50303194008

METHOD BLANK: 3001294 Matrix: Water
Associated Lab Samples: 50303194001, 50303194002, 50303194005, 50303194006, 50303194007, 50303194008

Parameter	Units	Blank Result	Reporting Limit	Analyzed	Qualifiers
Nitrogen, Nitrate	mg/L	ND	0.10	11/18/21 11:16	
Nitrogen, Nitrite	mg/L	ND	0.10	11/18/21 11:16	

LABORATORY CONTROL SAMPLE: 3001295

Parameter	Units	Spike Conc.	LCS Result	LCS % Rec	% Rec Limits	Qualifiers
Nitrogen, Nitrate	mg/L	1	0.99	99	90-110	
Nitrogen, Nitrite	mg/L	1	1.1	105	90-110	

MATRIX SPIKE & MATRIX SPIKE DUPLICATE: 3001296 3001297

Parameter	Units	50303167002 Result	MS Spike Conc.	MSD Spike Conc.	MS Result	MSD Result	MS % Rec	MSD % Rec	% Rec Limits	RPD	Max RPD	Qual
Nitrogen, Nitrate	mg/L	0.088	1	1	1.1	1.1	104	105	90-110	1	20	
Nitrogen, Nitrite	mg/L	ND	1	1	1.0	1.0	104	104	90-110	0	20	

MATRIX SPIKE & MATRIX SPIKE DUPLICATE: 3001298 3001299

Parameter	Units	50303194002 Result	MS Spike Conc.	MSD Spike Conc.	MS Result	MSD Result	MS % Rec	MSD % Rec	% Rec Limits	RPD	Max RPD	Qual
Nitrogen, Nitrate	mg/L	ND	1	1	0.99	1.0	99	101	90-110	2	20	
Nitrogen, Nitrite	mg/L	ND	1	1	1.1	1.1	106	109	90-110	3	20	

Results presented on this page are in the units indicated by the "Units" column except where an alternate unit is presented to the right of the result.

REPORT OF LABORATORY ANALYSIS

This report shall not be reproduced, except in full,
without the written consent of Pace Analytical Services, LLC.

Pace Analytical Services, LLC
7726 Moller Road
Indianapolis, IN 46268
(317)228-3100

QUALITY CONTROL DATA

Project: Eagle Valley P1R1
Pace Project No.: 50303194

QC Batch: 653037
QC Batch Method: EPA 365.1
Analysis Method: EPA 365.1
Analysis Description: 365.1 Total Phosphorus
Laboratory: Pace Analytical Services - Indianapolis
Associated Lab Samples: 50303194001

METHOD BLANK: 3008998 Matrix: Water
Associated Lab Samples: 50303194001

Parameter	Units	Blank Result	Reporting Limit	Analyzed	Qualifiers
Phosphate as P04	mg/L	ND	0.15	12/02/21 14:26	

LABORATORY CONTROL SAMPLE: 3008999

Parameter	Units	Spike Conc.	LCS Result	LCS % Rec	% Rec Limits	Qualifiers
Phosphate as P04	mg/L		1.5			

MATRIX SPIKE & MATRIX SPIKE DUPLICATE: 3009000 3009001

Parameter	Units	50303184001 Result	MS Spike Conc.	MSD Spike Conc.	MS Result	MSD Result	MS % Rec	MSD % Rec	% Rec Limits	RPD	Max RPD	Qual
Phosphate as P04	mg/L	4.9			6.6	6.7				1		

Results presented on this page are in the units indicated by the "Units" column except where an alternate unit is presented to the right of the result.

REPORT OF LABORATORY ANALYSIS

This report shall not be reproduced, except in full,
without the written consent of Pace Analytical Services, LLC.

Pace Analytical Services, LLC
7726 Moller Road
Indianapolis, IN 46268
(317)228-3100

QUALITY CONTROL DATA

Project: Eagle Valley P1R1
Pace Project No.: 50303194

QC Batch: 653040 | Analysis Method: EPA 365.1
QC Batch Method: EPA 365.1 | Analysis Description: 365.1 Total Phosphorus
Laboratory: Pace Analytical Services - Indianapolis
Associated Lab Samples: 50303194002, 50303194005, 50303194006, 50303194007, 50303194008

METHOD BLANK: 3009007 Matrix: Water
Associated Lab Samples: 50303194002, 50303194005, 50303194006, 50303194007, 50303194008

Parameter	Units	Blank Result	Reporting Limit	Analyzed	Qualifiers
Phosphate as P04	mg/L	ND	0.15	12/02/21 14:35	

LABORATORY CONTROL SAMPLE: 3009008

Parameter	Units	Spike Conc.	LCS Result	LCS % Rec	% Rec Limits	Qualifiers
Phosphate as P04	mg/L		1.5			

MATRIX SPIKE & MATRIX SPIKE DUPLICATE: 3009009 3009010

Parameter	Units	50303194002 Result	MS Spike Conc.	MSD Spike Conc.	MS Result	MSD Result	MS % Rec	MSD % Rec	% Rec Limits	RPD	Max RPD	Qual
Phosphate as P04	mg/L	ND			1.6	1.5				4		

MATRIX SPIKE SAMPLE: 3009011

Parameter	Units	50303247001 Result	Spike Conc.	MS Result	MS % Rec	% Rec Limits	Qualifiers
Phosphate as P04	mg/L	<0.15		3.0			

Results presented on this page are in the units indicated by the "Units" column except where an alternate unit is presented to the right of the result.

REPORT OF LABORATORY ANALYSIS

This report shall not be reproduced, except in full,
without the written consent of Pace Analytical Services, LLC.

Pace Analytical Services, LLC
7726 Moller Road
Indianapolis, IN 46268
(317)228-3100

QUALITY CONTROL DATA

Project: Eagle Valley P1R1
Pace Project No.: 50303194

QC Batch: 653546 | Analysis Method: SM 5310C
QC Batch Method: SM 5310C | Analysis Description: 5310C Total Organic Carbon
Laboratory: Pace Analytical Services - Indianapolis
Associated Lab Samples: 50303194001, 50303194002, 50303194005, 50303194006, 50303194007, 50303194008

METHOD BLANK: 3011838 Matrix: Water
Associated Lab Samples: 50303194001, 50303194002, 50303194005, 50303194006, 50303194007, 50303194008

Parameter	Units	Blank Result	Reporting Limit	Analyzed	Qualifiers
Total Organic Carbon	mg/L	ND	1.0	12/04/21 04:27	

LABORATORY CONTROL SAMPLE: 3011839

Parameter	Units	Spike Conc.	LCS Result	LCS % Rec	% Rec Limits	Qualifiers
Total Organic Carbon	mg/L	10	9.6	96	90-110	

MATRIX SPIKE & MATRIX SPIKE DUPLICATE: 3011840 3011841

Parameter	Units	50303194002 Result	MS Spike Conc.	MSD Spike Conc.	MS Result	MSD Result	MS % Rec	MSD % Rec	% Rec Limits	RPD	Max RPD	Qual
Total Organic Carbon	mg/L	1.4	10	10	11.1	11.3	97	99	80-120	2	20	

MATRIX SPIKE SAMPLE: 3011842

Parameter	Units	50303220002 Result	Spike Conc.	MS Result	MS % Rec	% Rec Limits	Qualifiers
Total Organic Carbon	mg/L	1.9	10	12.1	102	80-120	

Results presented on this page are in the units indicated by the "Units" column except where an alternate unit is presented to the right of the result.

REPORT OF LABORATORY ANALYSIS

This report shall not be reproduced, except in full,
without the written consent of Pace Analytical Services, LLC.

Pace Analytical Services, LLC
7726 Moller Road
Indianapolis, IN 46268
(317)228-3100

QUALITY CONTROL DATA

Project: Eagle Valley P1R1
Pace Project No.: 50303194

QC Batch: 653697 | Analysis Method: SM 5310C
QC Batch Method: SM 5310C | Analysis Description: 5310C Dissolved Organic Carbon
Laboratory: Pace Analytical Services - Indianapolis
Associated Lab Samples: 50303194001, 50303194002, 50303194005, 50303194006, 50303194007

METHOD BLANK: 3012908 Matrix: Water
Associated Lab Samples: 50303194001, 50303194002, 50303194005, 50303194006, 50303194007

Parameter	Units	Blank Result	Reporting Limit	Analyzed	Qualifiers
Dissolved Organic Carbon	mg/L	ND	1.0	12/05/21 11:54	

LABORATORY CONTROL SAMPLE: 3012909

Parameter	Units	Spike Conc.	LCS Result	LCS % Rec	% Rec Limits	Qualifiers
Dissolved Organic Carbon	mg/L	10	10.3	103	90-110	

MATRIX SPIKE & MATRIX SPIKE DUPLICATE: 3012910 3012911

Parameter	Units	50303194002 Result	MS Spike Conc.	MSD Spike Conc.	MS Result	MSD Result	MS % Rec	MSD % Rec	% Rec Limits	RPD	Max RPD	Qual
Dissolved Organic Carbon	mg/L	1.5	10	10	11.6	11.8	102	103	80-120	1	20	

MATRIX SPIKE & MATRIX SPIKE DUPLICATE: 3012914 3012915

Parameter	Units	50303369003 Result	MS Spike Conc.	MSD Spike Conc.	MS Result	MSD Result	MS % Rec	MSD % Rec	% Rec Limits	RPD	Max RPD	Qual
Dissolved Organic Carbon	mg/L	9780	20000	20000	30800	30400	105	103	80-120	1	20	

Results presented on this page are in the units indicated by the "Units" column except where an alternate unit is presented to the right of the result.

REPORT OF LABORATORY ANALYSIS

This report shall not be reproduced, except in full,
without the written consent of Pace Analytical Services, LLC.

Pace Analytical Services, LLC
7726 Moller Road
Indianapolis, IN 46268
(317)228-3100

ANALYTICAL RESULTS - RADIOCHEMISTRY

Project: Eagle Valley P1R1
Pace Project No.: 50303194

Sample: MW-4S **Lab ID: 50303194001** Collected: 11/17/21 14:15 Received: 11/18/21 08:46 Matrix: Water
PWS: Site ID: Sample Type:

Parameters	Method	Act ± Unc (MDC) Carr Trac	Units	Analyzed	CAS No.	Qual
	Pace Analytical Services - Greensburg					
Radium-226	EPA 903.1	**0.308 ± 0.554 (0.976) C:NA T:92%**	pCi/L	12/20/21 13:50	13982-63-3	
	Pace Analytical Services - Greensburg					
Radium-228	EPA 904.0	**0.634 ± 0.390 (0.718) C:66% T:89%**	pCi/L	12/17/21 11:25	15262-20-1	
	Pace Analytical Services - Greensburg					
Total Radium	Total Radium Calculation	**0.942 ± 0.944 (1.69)**	pCi/L	12/23/21 17:09	7440-14-4	

This report shall not be reproduced, except in full,
without the written consent of Pace Analytical Services, LLC.

Pace Analytical Services, LLC
7726 Moller Road
Indianapolis, IN 46268
(317)228-3100

ANALYTICAL RESULTS - RADIOCHEMISTRY

Project: Eagle Valley P1R1
Pace Project No.: 50303194

Sample: MW-4D **Lab ID: 50303194002** Collected: 11/17/21 15:45 Received: 11/18/21 08:46 Matrix: Water
PWS: Site ID: Sample Type:

Parameters	Method	Act ± Unc (MDC) Carr Trac	Units	Analyzed	CAS No.	Qual
	Pace Analytical Services - Greensburg					
Radium-226	EPA 903.1	**-0.222 ± 0.436 (0.966) C:NA T:94%**	pCi/L	12/20/21 13:50	13982-63-3	
	Pace Analytical Services - Greensburg					
Radium-228	EPA 904.0	**0.255 ± 0.373 (0.802) C:65% T:87%**	pCi/L	12/17/21 11:25	15262-20-1	
	Pace Analytical Services - Greensburg					
Total Radium	Total Radium Calculation	**0.255 ± 0.809 (1.77)**	pCi/L	12/23/21 17:09	7440-14-4	

REPORT OF LABORATORY ANALYSIS

This report shall not be reproduced, except in full,
without the written consent of Pace Analytical Services, LLC.

Pace Analytical Services, LLC
7726 Moller Road
Indianapolis, IN 46268
(317)228-3100

ANALYTICAL RESULTS - RADIOCHEMISTRY

Project: Eagle Valley P1R1
Pace Project No.: 50303194

Sample: MW-4D MS **Lab ID: 50303194003** Collected: 11/17/21 15:45 Received: 11/18/21 08:46 Matrix: Water
PWS: Site ID: Sample Type:

Parameters	Method	Act ± Unc (MDC) Carr Trac	Units	Analyzed	CAS No.	Qual
	Pace Analytical Services - Greensburg					
Radium-226	EPA 903.1	**87.97 %REC ± NA (NA) C:NA T:NA%**	pCi/L	12/20/21 13:50	13982-63-3	
	Pace Analytical Services - Greensburg					
Radium-228	EPA 904.0	**100.95 %REC ± NA (NA) C:NA T:NA**	pCi/L	12/17/21 11:25	15262-20-1	

REPORT OF LABORATORY ANALYSIS

This report shall not be reproduced, except in full,
without the written consent of Pace Analytical Services, LLC.

Pace Analytical Services, LLC
7726 Moller Road
Indianapolis, IN 46268
(317)228-3100

ANALYTICAL RESULTS - RADIOCHEMISTRY

Project: Eagle Valley P1R1
Pace Project No.: 50303194

Sample: MW-4D MSD **Lab ID: 50303194004** Collected: 11/17/21 15:45 Received: 11/18/21 08:46 Matrix: Water
PWS: Site ID: Sample Type:

Parameters	Method	Act ± Unc (MDC) Carr Trac	Units	Analyzed	CAS No.	Qual
	Pace Analytical Services - Greensburg					
Radium-226	EPA 903.1	**111.14 %REC 23.28 RPD ± NA (NA) C:NA T:NA%**	pCi/L	12/20/21 14:15	13982-63-3	
	Pace Analytical Services - Greensburg					
Radium-228	EPA 904.0	**92.15 %REC 9.12 RPD ± NA (NA) C:NA T:NA**	pCi/L	12/17/21 11:25	15262-20-1	

REPORT OF LABORATORY ANALYSIS

This report shall not be reproduced, except in full,
without the written consent of Pace Analytical Services, LLC.

Pace Analytical Services, LLC
7726 Moller Road
Indianapolis, IN 46268
(317)228-3100

ANALYTICAL RESULTS - RADIOCHEMISTRY

Project: Eagle Valley P1R1
Pace Project No.: 50303194

Sample: MW-11S **Lab ID: 50303194005** Collected: 11/17/21 13:10 Received: 11/18/21 08:46 Matrix: Water
PWS: Site ID: Sample Type:

Parameters	Method	Act ± Unc (MDC) Carr Trac	Units	Analyzed	CAS No.	Qual
	Pace Analytical Services - Greensburg					
Radium-226	EPA 903.1	**-0.0675 ± 0.350 (0.811) C:NA T:93%**	pCi/L	12/20/21 14:15	13982-63-3	
	Pace Analytical Services - Greensburg					
Radium-228	EPA 904.0	**0.745 ± 0.424 (0.750) C:63% T:86%**	pCi/L	12/17/21 11:25	15262-20-1	
	Pace Analytical Services - Greensburg					
Total Radium	Total Radium Calculation	**0.745 ± 0.774 (1.56)**	pCi/L	12/23/21 17:09	7440-14-4	

REPORT OF LABORATORY ANALYSIS

This report shall not be reproduced, except in full,
without the written consent of Pace Analytical Services, LLC.

Pace Analytical Services, LLC
7726 Moller Road
Indianapolis, IN 46268
(317)228-3100

ANALYTICAL RESULTS - RADIOCHEMISTRY

Project: Eagle Valley P1R1
Pace Project No.: 50303194

Sample: MW-11I **Lab ID: 50303194006** Collected: 11/17/21 12:00 Received: 11/18/21 08:46 Matrix: Water
PWS: Site ID: Sample Type:

Parameters	Method	Act ± Unc (MDC) Carr Trac	Units	Analyzed	CAS No.	Qual
	Pace Analytical Services - Greensburg					
Radium-226	EPA 903.1	**1.29 ± 0.598 (0.454) C:NA T:95%**	pCi/L	12/20/21 14:15	13982-63-3	
	Pace Analytical Services - Greensburg					
Radium-228	EPA 904.0	**0.774 ± 0.463 (0.853) C:63% T:87%**	pCi/L	12/17/21 11:25	15262-20-1	
	Pace Analytical Services - Greensburg					
Total Radium	Total Radium Calculation	**2.06 ± 1.06 (1.31)**	pCi/L	12/23/21 16:29	7440-14-4	

REPORT OF LABORATORY ANALYSIS

This report shall not be reproduced, except in full,
without the written consent of Pace Analytical Services, LLC.

Pace Analytical Services, LLC
7726 Moller Road
Indianapolis, IN 46268
(317)228-3100

ANALYTICAL RESULTS - RADIOCHEMISTRY

Project: Eagle Valley P1R1
Pace Project No.: 50303194

Sample: MW-11D **Lab ID: 50303194007** Collected: 11/17/21 10:45 Received: 11/18/21 08:46 Matrix: Water
PWS: Site ID: Sample Type:

Parameters	Method	Act ± Unc (MDC) Carr Trac	Units	Analyzed	CAS No.	Qual
	Pace Analytical Services - Greensburg					
Radium-226	EPA 903.1	**0.824 ± 0.476 (0.186) C:NA T:92%**	pCi/L	12/20/21 14:15	13982-63-3	
	Pace Analytical Services - Greensburg					
Radium-228	EPA 904.0	**0.329 ± 0.413 (0.878) C:68% T:90%**	pCi/L	12/17/21 11:25	15262-20-1	
	Pace Analytical Services - Greensburg					
Total Radium	Total Radium Calculation	**1.15 ± 0.889 (1.06)**	pCi/L	12/23/21 16:29	7440-14-4	

This report shall not be reproduced, except in full,
without the written consent of Pace Analytical Services, LLC.

Pace Analytical Services, LLC
7726 Moller Road
Indianapolis, IN 46268
(317)228-3100

ANALYTICAL RESULTS - RADIOCHEMISTRY

Project: Eagle Valley P1R1
Pace Project No.: 50303194

Sample: FB **Lab ID: 50303194008** Collected: 11/17/21 16:30 Received: 11/18/21 08:46 Matrix: Water
PWS: Site ID: Sample Type:

Parameters	Method	Act ± Unc (MDC) Carr Trac	Units	Analyzed	CAS No.	Qual
	Pace Analytical Services - Greensburg					
Radium-226	EPA 903.1	**0.603 ± 0.685 (1.12) C:NA T:96%**	pCi/L	12/20/21 14:15	13982-63-3	
	Pace Analytical Services - Greensburg					
Radium-228	EPA 904.0	**0.286 ± 0.384 (0.819) C:63% T:91%**	pCi/L	12/17/21 11:25	15262-20-1	
	Pace Analytical Services - Greensburg					
Total Radium	Total Radium Calculation	**0.889 ± 1.07 (1.94)**	pCi/L	12/23/21 17:09	7440-14-4	

This report shall not be reproduced, except in full,
without the written consent of Pace Analytical Services, LLC.

Pace Analytical Services, LLC
7726 Moller Road
Indianapolis, IN 46268
(317)228-3100

QUALITY CONTROL - RADIOCHEMISTRY

Project: Eagle Valley P1R1
Pace Project No.: 50303194

QC Batch: 475167 | Analysis Method: EPA 903.1
QC Batch Method: EPA 903.1 | Analysis Description: 903.1 Radium-226
Laboratory: Pace Analytical Services - Greensburg
Associated Lab Samples: 50303194001, 50303194002, 50303194003, 50303194004, 50303194005, 50303194006, 50303194007, 50303194008

METHOD BLANK: 2295354 Matrix: Water
Associated Lab Samples: 50303194001, 50303194002, 50303194003, 50303194004, 50303194005, 50303194006, 50303194007, 50303194008

Parameter	Act ± Unc (MDC) Carr Trac	Units	Analyzed	Qualifiers
Radium-226	0.207 ± 0.380 (0.678) C:NA T:95%	pCi/L	12/20/21 13:50	

Results presented on this page are in the units indicated by the "Units" column except where an alternate unit is presented to the right of the result.

REPORT OF LABORATORY ANALYSIS

This report shall not be reproduced, except in full,
without the written consent of Pace Analytical Services, LLC.

Pace Analytical Services, LLC
7726 Moller Road
Indianapolis, IN 46268
(317)228-3100

QUALITY CONTROL - RADIOCHEMISTRY

Project: Eagle Valley P1R1
Pace Project No.: 50303194

QC Batch: 475168 Analysis Method: EPA 904.0
QC Batch Method: EPA 904.0 Analysis Description: 904.0 Radium 228
Laboratory: Pace Analytical Services - Greensburg
Associated Lab Samples: 50303194001, 50303194002, 50303194003, 50303194004, 50303194005, 50303194006, 50303194007, 50303194008

METHOD BLANK: 2295355 Matrix: Water
Associated Lab Samples: 50303194001, 50303194002, 50303194003, 50303194004, 50303194005, 50303194006, 50303194007, 50303194008

Parameter	Act ± Unc (MDC) Carr Trac	Units	Analyzed	Qualifiers
Radium-228	0.459 ± 0.347 (0.670) C:66% T:92%	pCi/L	12/17/21 11:27	

Results presented on this page are in the units indicated by the "Units" column except where an alternate unit is presented to the right of the result.

REPORT OF LABORATORY ANALYSIS

This report shall not be reproduced, except in full,
without the written consent of Pace Analytical Services, LLC.

Pace Analytical Services, LLC
7726 Moller Road
Indianapolis, IN 46268
(317)228-3100

QUALIFIERS

Project: Eagle Valley P1R1
Pace Project No.: 50303194

DEFINITIONS

DF - Dilution Factor, if reported, represents the factor applied to the reported data due to dilution of the sample aliquot.

ND - Not Detected at or above adjusted reporting limit.

TNTC - Too Numerous To Count

J - Estimated concentration above the adjusted method detection limit and below the adjusted reporting limit.

MDL - Adjusted Method Detection Limit.

PQL - Practical Quantitation Limit.

RL - Reporting Limit - The lowest concentration value that meets project requirements for quantitative data with known precision and bias for a specific analyte in a specific matrix.

S - Surrogate

1,2-Diphenylhydrazine decomposes to and cannot be separated from Azobenzene using Method 8270. The result for each analyte is a combined concentration.

Consistent with EPA guidelines, unrounded data are displayed and have been used to calculate % recovery and RPD values.

LCS(D) - Laboratory Control Sample (Duplicate)

MS(D) - Matrix Spike (Duplicate)

DUP - Sample Duplicate

RPD - Relative Percent Difference

NC - Not Calculable.

SG - Silica Gel - Clean-Up

U - Indicates the compound was analyzed for, but not detected.

N-Nitrosodiphenylamine decomposes and cannot be separated from Diphenylamine using Method 8270. The result reported for each analyte is a combined concentration.

Reported results are not rounded until the final step prior to reporting. Therefore, calculated parameters that are typically reported as "Total" may vary slightly from the sum of the reported component parameters.

Act - Activity

Unc - Uncertainty: SDWA = 1.96 sigma count uncertainty, all other matrices = Expanded Uncertainty (95% confidence interval). Gamma Spec = Expanded Uncertainty (95.4% Confidence Interval)

(MDC) - Minimum Detectable Concentration

Trac - Tracer Recovery (%)

Carr - Carrier Recovery (%)

Pace Analytical is TNI accredited. Contact your Pace PM for the current list of accredited analytes.

TNI - The NELAC Institute.

ANALYTE QUALIFIERS

E	Analyte concentration exceeded the calibration range. The reported result is estimated.
H3	Sample was received or analysis requested beyond the recognized method holding time.
M0	Matrix spike recovery and/or matrix spike duplicate recovery was outside laboratory control limits.
M3	Matrix spike recovery was outside laboratory control limits due to matrix interferences.
N2	The lab does not hold NELAC/TNI accreditation for this parameter but other accreditations/certifications may apply. A complete list of accreditations/certifications is available upon request.
P4	Sample field preservation does not meet EPA or method recommendations for this analysis.
P6	Matrix spike recovery was outside laboratory control limits due to a parent sample concentration notably higher than the spike level.
PL	The minimum mass of dried residue of 2.5 mg could not be obtained using the routine sample volume of 100 mL.

This report shall not be reproduced, except in full,
without the written consent of Pace Analytical Services, LLC.

Pace Analytical Services, LLC
7726 Moller Road
Indianapolis, IN 46268
(317)228-3100

QUALITY CONTROL DATA CROSS REFERENCE TABLE

Project: Eagle Valley P1R1
Pace Project No.: 50303194

Lab ID	Sample ID	QC Batch Method	QC Batch	Analytical Method	Analytical Batch
50303194001	**MW-4S**	EPA 9056	651363		
50303194002	**MW-4D**	EPA 9056	651363		
50303194005	**MW-11S**	EPA 9056	651363		
50303194006	**MW-11I**	EPA 9056	651363		
50303194007	**MW-11D**	EPA 9056	651363		
50303194008	**FB**	EPA 9056	651363		
50303194001	**MW-4S**	EPA 3010	653377	EPA 6010	653428
50303194002	**MW-4D**	EPA 3010	653377	EPA 6010	653428
50303194005	**MW-11S**	EPA 3010	653377	EPA 6010	653428
50303194006	**MW-11I**	EPA 3010	653377	EPA 6010	653428
50303194007	**MW-11D**	EPA 3010	653377	EPA 6010	653428
50303194008	**FB**	EPA 3010	653377	EPA 6010	653428
50303194001	**MW-4S**	EPA 3010	652321	EPA 6010	653417
50303194002	**MW-4D**	EPA 3010	652321	EPA 6010	653417
50303194005	**MW-11S**	EPA 3010	652321	EPA 6010	653417
50303194006	**MW-11I**	EPA 3010	652321	EPA 6010	653417
50303194007	**MW-11D**	EPA 3010	652321	EPA 6010	653417
50303194001	**MW-4S**	EPA 200.2	652053	EPA 6020	652233
50303194002	**MW-4D**	EPA 200.2	652053	EPA 6020	652233
50303194005	**MW-11S**	EPA 200.2	652053	EPA 6020	652233
50303194006	**MW-11I**	EPA 200.2	652053	EPA 6020	652233
50303194007	**MW-11D**	EPA 200.2	652053	EPA 6020	652233
50303194008	**FB**	EPA 200.2	652053	EPA 6020	652233
50303194001	**MW-4S**	EPA 903.1	475167		
50303194002	**MW-4D**	EPA 903.1	475167		
50303194003	**MW-4D MS**	EPA 903.1	475167		
50303194004	**MW-4D MSD**	EPA 903.1	475167		
50303194005	**MW-11S**	EPA 903.1	475167		
50303194006	**MW-11I**	EPA 903.1	475167		
50303194007	**MW-11D**	EPA 903.1	475167		
50303194008	**FB**	EPA 903.1	475167		
50303194001	**MW-4S**	EPA 904.0	475168		
50303194002	**MW-4D**	EPA 904.0	475168		
50303194003	**MW-4D MS**	EPA 904.0	475168		
50303194004	**MW-4D MSD**	EPA 904.0	475168		
50303194005	**MW-11S**	EPA 904.0	475168		
50303194006	**MW-11I**	EPA 904.0	475168		
50303194007	**MW-11D**	EPA 904.0	475168		
50303194008	**FB**	EPA 904.0	475168		
50303194001	**MW-4S**	Total Radium Calculation	477415		
50303194002	**MW-4D**	Total Radium Calculation	477415		
50303194005	**MW-11S**	Total Radium Calculation	477415		
50303194006	**MW-11I**	Total Radium Calculation	477409		
50303194007	**MW-11D**	Total Radium Calculation	477409		
50303194008	**FB**	Total Radium Calculation	477415		

REPORT OF LABORATORY ANALYSIS

This report shall not be reproduced, except in full,
without the written consent of Pace Analytical Services, LLC.

Pace Analytical Services, LLC
7726 Moller Road
Indianapolis, IN 46268
(317)228-3100

QUALITY CONTROL DATA CROSS REFERENCE TABLE

Project: Eagle Valley P1R1
Pace Project No.: 50303194

Lab ID	Sample ID	QC Batch Method	QC Batch	Analytical Method	Analytical Batch
50303194001	**MW-4S**	SM 2320B	651988		
50303194002	**MW-4D**	SM 2320B	651988		
50303194005	**MW-11S**	SM 2320B	651988		
50303194006	**MW-11I**	SM 2320B	651988		
50303194007	**MW-11D**	SM 2320B	651988		
50303194008	**FB**	SM 2320B	652098		
50303194001	**MW-4S**	SM 2540C	651450		
50303194002	**MW-4D**	SM 2540C	651450		
50303194005	**MW-11S**	SM 2540C	651450		
50303194006	**MW-11I**	SM 2540C	651450		
50303194007	**MW-11D**	SM 2540C	651450		
50303194008	**FB**	SM 2540C	651450		
50303194001	**MW-4S**	SM 4500-H+B	651745		
50303194002	**MW-4D**	SM 4500-H+B	651745		
50303194005	**MW-11S**	SM 4500-H+B	651745		
50303194006	**MW-11I**	SM 4500-H+B	651745		
50303194007	**MW-11D**	SM 4500-H+B	651745		
50303194008	**FB**	SM 4500-H+B	651745		
50303194001	**MW-4S**	SM 4500-S2-D	652096		
50303194002	**MW-4D**	SM 4500-S2-D	652096		
50303194005	**MW-11S**	SM 4500-S2-D	652096		
50303194006	**MW-11I**	SM 4500-S2-D	652096		
50303194007	**MW-11D**	SM 4500-S2-D	652096		
50303194008	**FB**	SM 4500-S2-D	652096		
50303194001	**MW-4S**	HACH 8146	653052		
50303194002	**MW-4D**	HACH 8146	653052		
50303194005	**MW-11S**	HACH 8146	653052		
50303194006	**MW-11I**	HACH 8146	653052		
50303194007	**MW-11D**	HACH 8146	653052		
50303194008	**FB**	HACH 8146	653052		
50303194001	**MW-4S**	EPA 353.2	651215		
50303194002	**MW-4D**	EPA 353.2	651215		
50303194005	**MW-11S**	EPA 353.2	651215		
50303194006	**MW-11I**	EPA 353.2	651215		
50303194007	**MW-11D**	EPA 353.2	651215		
50303194008	**FB**	EPA 353.2	651215		
50303194001	**MW-4S**	EPA 365.1	653037	EPA 365.1	653336
50303194002	**MW-4D**	EPA 365.1	653040	EPA 365.1	653337
50303194005	**MW-11S**	EPA 365.1	653040	EPA 365.1	653337
50303194006	**MW-11I**	EPA 365.1	653040	EPA 365.1	653337
50303194007	**MW-11D**	EPA 365.1	653040	EPA 365.1	653337
50303194008	**FB**	EPA 365.1	653040	EPA 365.1	653337
50303194001	**MW-4S**	SM 5310C	653546		
50303194002	**MW-4D**	SM 5310C	653546		

REPORT OF LABORATORY ANALYSIS

This report shall not be reproduced, except in full,
without the written consent of Pace Analytical Services, LLC.

Pace Analytical Services, LLC
7726 Moller Road
Indianapolis, IN 46268
(317)228-3100

QUALITY CONTROL DATA CROSS REFERENCE TABLE

Project: Eagle Valley P1R1
Pace Project No.: 50303194

Lab ID	Sample ID	QC Batch Method	QC Batch	Analytical Method	Analytical Batch
50303194005	**MW-11S**	SM 5310C	653546		
50303194006	**MW-11I**	SM 5310C	653546		
50303194007	**MW-11D**	SM 5310C	653546		
50303194008	**FB**	SM 5310C	653546		
50303194001	**MW-4S**	SM 5310C	653697		
50303194002	**MW-4D**	SM 5310C	653697		
50303194005	**MW-11S**	SM 5310C	653697		
50303194006	**MW-11I**	SM 5310C	653697		
50303194007	**MW-11D**	SM 5310C	653697		

This report shall not be reproduced, except in full,
without the written consent of Pace Analytical Services, LLC.

Pace Analytical
WWW.PACELABS.COM

CHAIN-OF-CUSTODY / Analytical Request D

The Chain-of-Custody is a LEGAL DOCUMENT. All relevant fields mus

WO# : 50303194

50303194

Section A Required Client Information:		Section B Required Project Information:		Section C Invoice Information:	
Company:	ATC Group Services	Report To:	Mark Breting	Attention:	
Address:	7988 Centerpoint Drive	Copy To:		Company Name.	
Indianapolis, IN 46256				Address:	
Email:	mark.breting@atcassociates.com	Purchase Order #:		Pace Quote:	
Phone:	NONE Fax:	Project Name:	Eagle Valley Profile 1 Report 1	Pace Project Manager:	hayden.putt@pacelabs.com
Requested Due Date:		Project #:		Pace Profile #:	6246 Line 29

Regulatory Agency	State / Location
	IN

ITEM #	SAMPLE ID (One Character per box. (A-Z, 0-9 / , -) Sample Ids must be unique)	MATRIX CODE (see valid codes to left)	SAMPLE TYPE (G=GRAB C=COMP)	COLLECTED START DATE	COLLECTED START TIME	COLLECTED END DATE	COLLECTED END TIME	SAMPLE TEMP AT COLLECTION	# OF CONTAINERS	Preservatives: Unpreserved	H2SO4	HNO3	HCl	NaOH + ZnAcetate	Na2S2O3	Methanol	Other	Analyses Test Y/N	TDS/ NO3,NO2-Wet	(Cl, F, SO4) IC	Metals, Total*	Metals Diss. Field Filtered**	Rad-228	Rad-226	Alkalinity, Ferrous Iron, pH	TOC by 5310C	DOC by 5310C	Sulfide	Phosphate		Residual Chlorine (Y/N)	
																							Y					Y				
13	MW-4S	WT		11-17			1415		11	3	3	4		1					X	X	X	X	X	X	X	X	X	X			001
14	MW-4D	WT					1545		11	3	3	4		1					X	X	X	X	X	X	X	X	X	X			002
15	MS3 (MW-4D)	WT					1545		11	3	3	4		1					X	X	X	X	X	X	X	X	X	X			003
16	MSD3 (MW-4D)	WT					1545		11	3	3	4		1					X	X	X	X	X	X	X	X	X	X			004
17	MW-11S	WT					1310		11	3	3	4		1					X	X	X	X	X	X	X	X	X	X			005
18	MW-11I	WT					1200		11	3	3	4		1					X	X	X	X	X	X	X	X	X	X			006
19	MW-11D	WT					1045		11	3	3	4		1					X	X	X	X	X	X	X	X	X	X			007
20	FB	WT					1630		9	3	2	3		1					X	X	X	X	X	X	X	X	X	X			008
21		WT							11	3	3	4		1					X	X	X	X	X	X	X	X	X	X			
22		WT							11	3	3	4		1					X	X	X	X	X	X	X	X	X	X			
23		WT							11	3	3	4		1					X	X	X	X	X	X	X	X	X	X			
24		WT							11	3	3	4		1					X	X	X	X	X	X	X	X	X	X			

ADDITIONAL COMMENTS	RELINQUISHED BY / AFFILIATION	DATE	TIME	ACCEPTED BY / AFFILIATION	DATE	TIME	SAMPLE CONDITIONS			
* Metals: 6010 (Al, Ba, B, Fe, Mn, Mo, Ca, Mg, Na, K, Li, SiO2)	(Atlas)	11/18	0645	Atlas	11-18	0800				
6020 (Co, As, Se, Sb)		11/18	0846		11/18/21	0846	1.0	Y	Y	Y
** Dissolved FF 6010 (Mo, Mn)							1.4			
Alkalinity = (Total , Bicarb & Carb)							0.7	1.2		

SAMPLER NAME AND SIGNATURE			TEMP in C	Received on Ice (Y/N)	Custody Sealed Cooler (Y/N)	Samples Intact (Y/N)
PRINT Name of SAMPLER:	P. Grey Hopper					
SIGNATURE of SAMPLER:		DATE Signed: 11/17/21				

Pace Analytical®

SAMPLE CONDITION UPON RECEIPT FORM

Date/Time and Initials of person examining contents: MZ 11/18/21 0920

1. **Courier:** ☐ FED EX ☐ UPS ☑ CLIENT ☐ PACE ☐ USPS ☐ OTHER _____

2. **Custody Seal on Cooler/Box Present:** ☐ Yes ☑ No

(If yes)Seals Intact: ☐ Yes ☐ No **(leave blank if no seals were present)**

3. **Thermometer:** 1 2 3 4 5 6 (A) B C D E F

4. **Cooler Temperature:** 1.0/1.0 1.4/1.4 0.7/0.7 1.2/1.2
Temp should be above freezing to 6°C (Initial/Corrected)

5. **Packing Material:** ☐ Bubble Wrap ☑ Bubble Bags ☐ None ☐ Other _____

6. **Ice Type:** ☑ Wet ☐ Blue ☐ None

7. **If temp. is over 6°C or under 0°C, was the PM notified?:** ☐ Yes ☐ No

All discrepancies will be written out in the comments section below.

	Yes	No		Yes	No	N/A
USDA Regulated Soils? (HI, ID, NY, WA, OR,CA, NM, TX, OK, AR, LA, TN, AL, MS, NC, SC, GA, FL, or Puerto Rico)		✓	All containers needing acid/base pres. Have been CHECKED?: **exceptions: VOA, coliform, LLHg, O&G, and any container with a septum cap or preserved with HCl.** Circle: HNO3 (<2) ~~H2SO4 (<2)~~ ~~NaOH~~ (>10) NaOH/ZnAc (>9) Any non-conformance to pH recommendations will be noted on the container count form	✓		
Short Hold Time Analysis (48 hours or less)? Analysis: NO3 NO2	✓					
Time 5035A TC placed in Freezer or Short Holds To Lab	Time: 0950			Present	Absent	N/A
			Residual Chlorine Check (SVOC 625 Pest/PCB 608)			✓
Rush TAT Requested (4 days or less):		✓	Residual Chlorine Check (Total/Amenable/Free Cyanide)		✓	
Custody Signatures Present?	✓		Headspace Wisconsin Sulfide?			✓
Containers Intact?:	✓		Headspace in VOA Vials (>6mm): See Containter Count form for details	Present	Absent	No VOA Vials Sent ✓
Sample Label (IDs/Dates/Times) Match COC?: Except TCs, which only require sample ID	✓		Trip Blank Present?		✓	
Extra labels on Terracore Vials? (soils only)		✓	Trip Blank Custody Seals?:		✓	

COMMENTS:

COC PAGE ____ of ____

Sample Container Count

SBS
DI
MeOH (only)
BK
Kit

** Place a RED dot on containers that are out of conformance **

COC Line Item	WGFU	R	DG9H VG9H	VOA VIAL HS (>6mm)	VG9U	DG9U	VG9T	AG0U	AG1H	AG1U	AG2U	AG3S	AG3SF	AG3C	BP1U	BP1N	BP2U	BP3U	BP3N	BP3F	BP3S	BP3B	BP3Z	CG3H	Syringe Kit			Matrix	HNO3/ H2SO4 pH <2	NaOH/ ZNAc pH >9	NaOH pH>10
1												1	1			2	1	2	1	1	1		1					S	✓	✓	
2												3	3			6	3	6	3	3	1		1					S	✓	✓	
3																															
4																															
5												1	1			2	1	2	1	1	1		1					S	✓	✓	
6												↓	↓			↓	↓	↓	↓	↓	↓		↓					↓	↓	↓	
7												↓	↓			↓	↓	↓	↓	↓			↓					↓	↓	↓	
8												↓	↓			↓	↓	↓	↓		↓		↓					↓	↓	↓	
9													32																		
10																															
11																															
12																															

Container Codes

Glass

DG9H	40mL HCl amber voa vial	BG1T	1L Na Thiosulfate clear glass	
DG9P	40mL TSP amber vial	BG1U	1L unpreserved glass	
DG9S	40mL H2SO4 amber vial	BG3H	250mL HCl Clear Glass	
DG9T	40mL Na Thio amber vial	BG3U	250mL Unpres Clear Glass	
DG9U	40mL unpreserved amber vial	AG0U	100mL unpres amber glass	
VG9H	40mL HCl clear vial	AG1H	1L HCl amber glass	
VG9T	40mL Na Thio. clear vial	AG1S	1L H2SO4 amber glass	
VG9U	40mL unpreserved clear vial	AG1T	1L Na Thiosulfate amber glass	
I	40mL w/hexane wipe vial	AG1U	1liter unpres amber glass	
WGKU	8oz unpreserved clear jar	AG2N	500mL HNO3 amber glass	
WGFU	4oz clear soil jar	AG2S	500mL H2SO4 amber glass	
JGFU	4oz unpreserved amber wide	AG2U	500mL unpres amber glass	
CG3H	250mL clear glass HCl	AG3S	250mL H2SO4 amber glass	
BG1H	1L HCl clear glass	AG3SF	250mL H2SO4 amb glass -field filtered	
BG1S	1L H2SO4 clear glass	AG3U	250mL unpres amber glass	
GN	General	AG3C	250mL NaOH amber glass	

Plastic / Misc.

BP1B	1L NaOH plastic
BP1N	1L HNO3 plastic
BP1S	1L H2SO4 plastic
BP1U	1L unpreserved plastic
BP1Z	1L NaOH, Zn, Ac
BP2N	500mL HNO3 plastic
BP2C	500mL NaOH plastic
BP2S	500mL H2SO4 plastic
BP2U	500mL unpreserved plastic
BP2Z	500mL NaOH, Zn Ac
BP3B	250mL NaOH plastic
BP3N	250mL HNO3 plastic
BP3F	250mL HNO3 plastic-field filtered
BP3U	250mL unpreserved plastic
BP3S	250mL H2SO4 plastic
BP3Z	250mL NaOH, ZnAc plastic
BP4U	125mL unpreserved plastic
BP4N	125mL HNO3 plastic
BP4S	125mL H2SO4 plastic

Syringe Kit	LL Cr+6 sampling kit

AF	Air Filter
C	Air Cassettes
R	Terracore kit
SP5T	120mL Coliform Na Thiosulfate
U	Summa Can
ZPLC	Ziploc Bag

WT		Water	
SL		Solid	
NAL	OL	Non-aqueous liquid	Oil
WP		Wipe	

Pace Analytical Services, LLC
7726 Moller Road
Indianapolis, IN 46268
(317)228-3100

February 17, 2022

Mr. Mark Breting
ATC Group Services
7988 Centerpoint Drive
Suite 100
Indianapolis, IN 46256

RE: Project: Eagle Valley P1R1
Pace Project No.: 50303442

Dear Mr. Breting:

Enclosed are the analytical results for sample(s) received by the laboratory on November 19, 2021. The results relate only to the samples included in this report. Results reported herein conform to the applicable TNI/NELAC Standards and the laboratory's Quality Manual, where applicable, unless otherwise noted in the body of the report.

The test results provided in this final report were generated by each of the following laboratories within the Pace Network:

- Pace Analytical Services - Indianapolis
- Pace Analytical Services - Greensburg

If you have any questions concerning this report, please feel free to contact me.

Sincerely,

Hayden Putt
hayden.putt@pacelabs.com
(317)228-3145
Project Manager

Enclosures

cc: Mr. Robert Miller, Haley & Aldrich

This report shall not be reproduced, except in full,
without the written consent of Pace Analytical Services, LLC.

Pace Analytical Services, LLC
7726 Moller Road
Indianapolis, IN 46268
(317)228-3100

CERTIFICATIONS

Project: Eagle Valley P1R1
Pace Project No.: 50303442

Pace Analytical Services Pennsylvania

1638 Roseytown Rd Suites 2,3&4, Greensburg, PA 15601
ANAB DOD-ELAP Rad Accreditation #: L2417
Alabama Certification #: 41590
Arizona Certification #: AZ0734
Arkansas Certification
California Certification #: 04222CA
Colorado Certification #: PA01547
Connecticut Certification #: PH-0694
Delaware Certification
EPA Region 4 DW Rad
Florida/TNI Certification #: E87683
Georgia Certification #: C040
Florida: Cert E871149 SEKS WET
Guam Certification
Hawaii Certification
Idaho Certification
Illinois Certification
Indiana Certification
Iowa Certification #: 391
Kansas/TNI Certification #: E-10358
Kentucky Certification #: KY90133
KY WW Permit #: KY0098221
KY WW Permit #: KY0000221
Louisiana DHH/TNI Certification #: LA180012
Louisiana DEQ/TNI Certification #: 4086
Maine Certification #: 2017020
Maryland Certification #: 308
Massachusetts Certification #: M-PA1457
Michigan/PADEP Certification #: 9991
Missouri Certification #: 235
Montana Certification #: Cert0082
Nebraska Certification #: NE-OS-29-14
Nevada Certification #: PA014572018-1
New Hampshire/TNI Certification #: 297617
New Jersey/TNI Certification #: PA051
New Mexico Certification #: PA01457
New York/TNI Certification #: 10888
North Carolina Certification #: 42706
North Dakota Certification #: R-190
Ohio EPA Rad Approval: #41249
Oregon/TNI Certification #: PA200002-010
Pennsylvania/TNI Certification #: 65-00282
Puerto Rico Certification #: PA01457
Rhode Island Certification #: 65-00282
South Dakota Certification
Tennessee Certification #: 02867
Texas/TNI Certification #: T104704188-17-3
Utah/TNI Certification #: PA014572017-9
USDA Soil Permit #: P330-17-00091
Vermont Dept. of Health: ID# VT-0282
Virgin Island/PADEP Certification
Virginia/VELAP Certification #: 460198
Washington Certification #: C868
West Virginia DEP Certification #: 143
West Virginia DHHR Certification #: 9964C
Wisconsin Approve List for Rad
Wyoming Certification #: 8TMS-L

Pace Analytical Services Indianapolis

7726 Moller Road, Indianapolis, IN 46268
Illinois Accreditation #: 200074
Indiana Drinking Water Laboratory #: C-49-06
Kansas/TNI Certification #: E-10177
Kentucky UST Agency Interest #: 80226
Kentucky WW Laboratory ID #: 98019
Michigan Drinking Water Laboratory #9050
Ohio VAP Certified Laboratory #: CL0065
Oklahoma Laboratory #: 9204
Texas Certification #: T104704355
Wisconsin Laboratory #: 999788130
USDA Soil Permit #: P330-19-00257

This report shall not be reproduced, except in full,
without the written consent of Pace Analytical Services, LLC.

Pace Analytical Services, LLC
7726 Moller Road
Indianapolis, IN 46268
(317)228-3100

SAMPLE SUMMARY

Project: Eagle Valley P1R1
Pace Project No.: 50303442

Lab ID	Sample ID	Matrix	Date Collected	Date Received
50303442001	**MW-3S**	Water	11/18/21 14:20	11/19/21 12:40
50303442002	**MW-3I**	Water	11/18/21 12:50	11/19/21 12:40
50303442003	**MW-4I**	Water	11/18/21 14:35	11/19/21 12:40
50303442004	**MW-7S**	Water	11/18/21 13:20	11/19/21 12:40
50303442005	**MW-8S**	Water	11/18/21 11:30	11/19/21 12:40

This report shall not be reproduced, except in full,
without the written consent of Pace Analytical Services, LLC.

Pace Analytical Services, LLC
7726 Moller Road
Indianapolis, IN 46268
(317)228-3100

SAMPLE ANALYTE COUNT

Project: Eagle Valley P1R1
Pace Project No.: 50303442

Lab ID	Sample ID	Method	Analysts	Analytes Reported	Laboratory
50303442001	**MW-3S**	EPA 9056	RMR	3	PASI-I
		EPA 6010	JDG	12	PASI-I
		EPA 6010	JPK	2	PASI-I
		EPA 6020	DMT	4	PASI-I
		EPA 903.1	SLC	1	PASI-PA
		EPA 904.0	JC2	1	PASI-PA
		Total Radium Calculation	JAL	1	PASI-PA
		SM 2320B	SWJ	3	PASI-I
		SM 2540C	OAS	1	PASI-I
		SM 4500-H+B	TKG	1	PASI-I
		SM 4500-S2-D	ZM	1	PASI-I
		HACH 8146	ZM	1	PASI-I
		EPA 353.2	SKK	2	PASI-I
		EPA 365.1	GWA	1	PASI-I
		SM 5310C	GWA	1	PASI-I
		SM 5310C	GWA	1	PASI-I
50303442002	**MW-3I**	EPA 9056	BK1	3	PASI-I
		EPA 6010	JDG	12	PASI-I
		EPA 6010	JPK	2	PASI-I
		EPA 6020	DMT	4	PASI-I
		EPA 903.1	SLC	1	PASI-PA
		EPA 904.0	JC2	1	PASI-PA
		Total Radium Calculation	JAL	1	PASI-PA
		SM 2320B	SWJ	3	PASI-I
		SM 2540C	OAS	1	PASI-I
		SM 4500-H+B	TKG	1	PASI-I
		SM 4500-S2-D	ZM	1	PASI-I
		HACH 8146	ZM	1	PASI-I
		EPA 353.2	SKK	2	PASI-I
		EPA 365.1	GWA	1	PASI-I
		SM 5310C	GWA	1	PASI-I
		SM 5310C	GWA	1	PASI-I
50303442003	**MW-4I**	EPA 9056	BK1	3	PASI-I
		EPA 6010	JDG	12	PASI-I
		EPA 6010	JPK	2	PASI-I
		EPA 6020	DMT	4	PASI-I
		EPA 903.1	SLC	1	PASI-PA

This report shall not be reproduced, except in full,
without the written consent of Pace Analytical Services, LLC.

Pace Analytical Services, LLC
7726 Moller Road
Indianapolis, IN 46268
(317)228-3100

SAMPLE ANALYTE COUNT

Project: Eagle Valley P1R1
Pace Project No.: 50303442

Lab ID	Sample ID	Method	Analysts	Analytes Reported	Laboratory
		EPA 904.0	JC2	1	PASI-PA
		Total Radium Calculation	JAL	1	PASI-PA
		SM 2320B	SWJ	3	PASI-I
		SM 2540C	OAS	1	PASI-I
		SM 4500-H+B	TKG	1	PASI-I
		SM 4500-S2-D	ZM	1	PASI-I
		HACH 8146	ZM	1	PASI-I
		EPA 353.2	SKK	2	PASI-I
		EPA 365.1	GWA	1	PASI-I
		SM 5310C	GWA	1	PASI-I
50303442004	**MW-7S**	EPA 9056	BK1	3	PASI-I
		EPA 6010	JDG	12	PASI-I
		EPA 6010	JPK	2	PASI-I
		EPA 6020	DMT	4	PASI-I
		EPA 903.1	SLC	1	PASI-PA
		EPA 904.0	JC2	1	PASI-PA
		Total Radium Calculation	JAL	1	PASI-PA
		SM 2320B	SWJ	3	PASI-I
		SM 2540C	OAS	1	PASI-I
		SM 4500-H+B	TKG	1	PASI-I
		SM 4500-S2-D	ZM	1	PASI-I
		HACH 8146	ZM	1	PASI-I
		EPA 353.2	SKK	2	PASI-I
		EPA 365.1	GWA	1	PASI-I
		SM 5310C	GWA	1	PASI-I
		SM 5310C	GWA	1	PASI-I
50303442005	**MW-8S**	EPA 9056	BK1	3	PASI-I
		EPA 6010	JDG	12	PASI-I
		EPA 6010	JPK	2	PASI-I
		EPA 6020	DMT	4	PASI-I
		EPA 903.1	SLC	1	PASI-PA
		EPA 904.0	JC2	1	PASI-PA
		Total Radium Calculation	JAL	1	PASI-PA
		SM 2320B	SWJ	3	PASI-I
		SM 2540C	OAS	1	PASI-I
		SM 4500-H+B	TKG	1	PASI-I
		SM 4500-S2-D	ZM	1	PASI-I

This report shall not be reproduced, except in full,
without the written consent of Pace Analytical Services, LLC.

Pace Analytical Services, LLC
7726 Moller Road
Indianapolis, IN 46268
(317)228-3100

SAMPLE ANALYTE COUNT

Project: Eagle Valley P1R1
Pace Project No.: 50303442

Lab ID	Sample ID	Method	Analysts	Analytes Reported	Laboratory
		HACH 8146	ZM	1	PASI-I
		EPA 353.2	SKK	2	PASI-I
		EPA 365.1	GWA	1	PASI-I
		SM 5310C	GWA	1	PASI-I
		SM 5310C	GWA	1	PASI-I

PASI-I = Pace Analytical Services - Indianapolis
PASI-PA = Pace Analytical Services - Greensburg

This report shall not be reproduced, except in full,
without the written consent of Pace Analytical Services, LLC.

Pace Analytical Services, LLC
7726 Moller Road
Indianapolis, IN 46268
(317)228-3100

SUMMARY OF DETECTION

Project: Eagle Valley P1R1
Pace Project No.: 50303442

Lab Sample ID / Method	Client Sample ID / Parameters	Result	Units	Report Limit	Analyzed	Qualifiers
50303442001	**MW-3S**					
EPA 9056	Chloride	116	mg/L	25.0	11/29/21 13:27	
EPA 9056	Fluoride	0.29	mg/L	0.10	11/23/21 02:05	
EPA 9056	Sulfate	157	mg/L	25.0	11/29/21 13:27	
EPA 6010	Barium	94.3	ug/L	10.0	12/10/21 10:25	
EPA 6010	Boron	417	ug/L	100	12/10/21 10:25	
EPA 6010	Calcium	112000	ug/L	1000	12/10/21 10:25	
EPA 6010	Lithium	26.4	ug/L	20.0	12/10/21 10:25	
EPA 6010	Magnesium	23500	ug/L	1000	12/10/21 10:25	
EPA 6010	Manganese	264	ug/L	10.0	12/10/21 10:25	
EPA 6010	Molybdenum	47.0	ug/L	10.0	12/10/21 10:25	
EPA 6010	Potassium	6750	ug/L	1000	12/10/21 10:25	
EPA 6010	Silica	13200	ug/L	450	12/10/21 10:25	N2
EPA 6010	Sodium	117000	ug/L	1000	12/10/21 10:25	
EPA 6010	Manganese, Dissolved	273	ug/L	10.0	12/01/21 22:48	
EPA 6010	Molybdenum, Dissolved	46.6	ug/L	10.0	12/01/21 22:48	
EPA 6020	Selenium	5.9	ug/L	1.0	11/29/21 03:08	
EPA 903.1	Radium-226	0.234 ± 0.398 (0.703) C:NA T:92%	pCi/L		12/28/21 13:11	
EPA 904.0	Radium-228	0.516 ± 0.396 (0.772) C:73% T:91%	pCi/L		12/30/21 15:02	
Total Radium Calculation	Total Radium	0.750 ± 0.794 (1.48)	pCi/L		01/06/22 08:23	
SM 2320B	Alkalinity, Total as CaCO3	279	mg/L	2.0	11/23/21 20:13	
SM 2320B	Alkalinity,Bicarbonate (CaCO3)	279	mg/L	2.0	11/23/21 20:13	
SM 2540C	Total Dissolved Solids	724	mg/L	10.0	11/20/21 09:07	
SM 4500-H+B	pH at 25 Degrees C	7.2	Std. Units	0.10	11/20/21 13:26	H3
EPA 353.2	Nitrogen, Nitrate	1.5	mg/L	0.10	11/19/21 17:48	
SM 5310C	Total Organic Carbon	1.0	mg/L	1.0	12/04/21 05:34	
SM 5310C	Dissolved Organic Carbon	1.7	mg/L	1.0	12/09/21 19:56	
50303442002	**MW-3I**					
EPA 9056	Chloride	139	mg/L	25.0	11/24/21 19:38	
EPA 9056	Fluoride	0.22	mg/L	0.10	11/24/21 19:28	
EPA 9056	Sulfate	138	mg/L	25.0	11/24/21 19:38	
EPA 6010	Barium	93.9	ug/L	10.0	12/10/21 10:28	
EPA 6010	Boron	129	ug/L	100	12/10/21 10:28	
EPA 6010	Calcium	102000	ug/L	1000	12/10/21 10:28	
EPA 6010	Lithium	20.6	ug/L	20.0	12/10/21 10:28	
EPA 6010	Magnesium	31500	ug/L	1000	12/10/21 10:28	
EPA 6010	Manganese	36.0	ug/L	10.0	12/10/21 10:28	
EPA 6010	Molybdenum	61.0	ug/L	10.0	12/10/21 10:28	
EPA 6010	Potassium	5610	ug/L	1000	12/10/21 10:28	
EPA 6010	Silica	12300	ug/L	450	12/10/21 10:28	N2
EPA 6010	Sodium	102000	ug/L	1000	12/10/21 10:28	

REPORT OF LABORATORY ANALYSIS

This report shall not be reproduced, except in full,
without the written consent of Pace Analytical Services, LLC.

Pace Analytical Services, LLC
7726 Moller Road
Indianapolis, IN 46268
(317)228-3100

SUMMARY OF DETECTION

Project: Eagle Valley P1R1
Pace Project No.: 50303442

Lab Sample ID / Method	Client Sample ID / Parameters	Result	Units	Report Limit	Analyzed	Qualifiers
50303442002	**MW-3I**					
EPA 6010	Manganese, Dissolved	36.2	ug/L	10.0	12/01/21 22:50	
EPA 6010	Molybdenum, Dissolved	58.9	ug/L	10.0	12/01/21 22:50	
EPA 903.1	Radium-226	0.422 ± 0.460 (0.724) C:NA T:92%	pCi/L		12/28/21 13:11	
EPA 904.0	Radium-228	0.456 ± 0.402 (0.815) C:73% T:92%	pCi/L		12/30/21 15:02	
Total Radium Calculation	Total Radium	0.878 ± 0.862 (1.54)	pCi/L		01/06/22 08:23	
SM 2320B	Alkalinity, Total as CaCO3	225	mg/L	2.0	11/23/21 20:13	
SM 2320B	Alkalinity,Bicarbonate (CaCO3)	225	mg/L	2.0	11/23/21 20:13	
SM 2540C	Total Dissolved Solids	686	mg/L	10.0	11/20/21 09:08	
SM 4500-H+B	pH at 25 Degrees C	7.6	Std. Units	0.10	11/20/21 13:24	H3
EPA 353.2	Nitrogen, Nitrate	0.50	mg/L	0.10	11/19/21 17:50	
SM 5310C	Total Organic Carbon	1.1	mg/L	1.0	12/04/21 05:45	
SM 5310C	Dissolved Organic Carbon	2.1	mg/L	1.0	12/09/21 20:16	
50303442003	**MW-4I**					
EPA 9056	Chloride	140	mg/L	25.0	11/30/21 17:09	
EPA 9056	Fluoride	0.29	mg/L	0.10	11/24/21 20:27	
EPA 9056	Sulfate	240	mg/L	2.5	11/24/21 20:37	
EPA 6010	Barium	104	ug/L	10.0	12/10/21 10:30	
EPA 6010	Boron	309	ug/L	100	12/10/21 10:30	
EPA 6010	Calcium	126000	ug/L	1000	12/10/21 10:30	
EPA 6010	Iron	527	ug/L	100	12/10/21 10:30	
EPA 6010	Magnesium	39500	ug/L	1000	12/10/21 10:30	
EPA 6010	Manganese	276	ug/L	10.0	12/10/21 10:30	
EPA 6010	Molybdenum	12.8	ug/L	10.0	12/10/21 10:30	
EPA 6010	Potassium	5100	ug/L	1000	12/10/21 10:30	
EPA 6010	Silica	11100	ug/L	450	12/10/21 10:30	N2
EPA 6010	Sodium	97900	ug/L	1000	12/10/21 10:30	
EPA 6010	Manganese, Dissolved	272	ug/L	10.0	12/01/21 22:52	
EPA 6010	Molybdenum, Dissolved	12.1	ug/L	10.0	12/01/21 22:52	
EPA 903.1	Radium-226	0.873 ± 0.481 (0.428) C:NA T:92%	pCi/L		12/28/21 13:11	
EPA 904.0	Radium-228	2.07 ± 0.637 (0.792) C:75% T:92%	pCi/L		12/30/21 15:02	
Total Radium Calculation	Total Radium	2.94 ± 1.12 (1.22)	pCi/L		01/06/22 08:23	
SM 2320B	Alkalinity, Total as CaCO3	242	mg/L	2.0	11/23/21 20:13	
SM 2320B	Alkalinity,Bicarbonate (CaCO3)	242	mg/L	2.0	11/23/21 20:13	

REPORT OF LABORATORY ANALYSIS

This report shall not be reproduced, except in full,
without the written consent of Pace Analytical Services, LLC.

Pace Analytical Services, LLC
7726 Moller Road
Indianapolis, IN 46268
(317)228-3100

SUMMARY OF DETECTION

Project: Eagle Valley P1R1
Pace Project No.: 50303442

Lab Sample ID / Method	Client Sample ID / Parameters	Result	Units	Report Limit	Analyzed	Qualifiers
50303442003	**MW-4I**					
SM 2540C	Total Dissolved Solids	760	mg/L	20.0	11/20/21 09:08	
SM 4500-H+B	pH at 25 Degrees C	7.4	Std. Units	0.10	11/20/21 13:26	H3
SM 5310C	Dissolved Organic Carbon	1.5	mg/L	1.0	12/09/21 20:35	
50303442004	**MW-7S**					
EPA 9056	Chloride	67.6	mg/L	25.0	11/24/21 21:16	
EPA 9056	Sulfate	148	mg/L	25.0	11/24/21 21:16	
EPA 6010	Aluminum	2420	ug/L	200	12/10/21 10:32	
EPA 6010	Barium	89.2	ug/L	10.0	12/10/21 10:32	
EPA 6010	Boron	1180	ug/L	100	12/10/21 10:32	
EPA 6010	Calcium	159000	ug/L	1000	12/10/21 10:32	
EPA 6010	Iron	4730	ug/L	100	12/10/21 10:32	
EPA 6010	Lithium	31.8	ug/L	20.0	12/10/21 10:32	
EPA 6010	Magnesium	36800	ug/L	1000	12/10/21 10:32	
EPA 6010	Manganese	1510	ug/L	10.0	12/10/21 10:32	
EPA 6010	Molybdenum	72.9	ug/L	10.0	12/10/21 10:32	
EPA 6010	Potassium	5410	ug/L	1000	12/10/21 10:32	
EPA 6010	Silica	23200	ug/L	450	12/10/21 10:32	N2
EPA 6010	Sodium	69300	ug/L	1000	12/10/21 10:32	
EPA 6010	Manganese, Dissolved	1510	ug/L	10.0	12/01/21 22:55	
EPA 6010	Molybdenum, Dissolved	70.7	ug/L	10.0	12/01/21 22:55	
EPA 6020	Antimony	3.8	ug/L	1.0	11/29/21 03:54	
EPA 6020	Arsenic	2.4	ug/L	1.0	11/29/21 03:54	
EPA 6020	Cobalt	4.1	ug/L	1.0	11/29/21 03:54	
EPA 6020	Selenium	40.6	ug/L	1.0	11/29/21 03:54	
EPA 903.1	Radium-226	0.359 ± 0.364 (0.552) C:NA T:94%	pCi/L		12/28/21 13:11	
EPA 904.0	Radium-228	0.752 ± 0.411 (0.732) C:78% T:88%	pCi/L		12/30/21 15:03	
Total Radium Calculation	Total Radium	1.11 ± 0.775 (1.28)	pCi/L		01/06/22 08:23	
SM 2320B	Alkalinity, Total as CaCO3	392	mg/L	2.0	11/23/21 20:13	
SM 2320B	Alkalinity,Bicarbonate (CaCO3)	392	mg/L	2.0	11/23/21 20:13	
SM 2540C	Total Dissolved Solids	745	mg/L	10.0	11/20/21 09:08	
SM 4500-H+B	pH at 25 Degrees C	7.1	Std. Units	0.10	11/20/21 13:25	H3
EPA 353.2	Nitrogen, Nitrate	1.0	mg/L	0.10	11/19/21 17:53	
EPA 365.1	Phosphate as P04	0.36	mg/L	0.15	12/06/21 12:05	
SM 5310C	Dissolved Organic Carbon	1.3	mg/L	1.0	12/09/21 20:55	
50303442005	**MW-8S**					
EPA 9056	Chloride	114	mg/L	25.0	11/24/21 21:36	
EPA 9056	Fluoride	0.39	mg/L	0.10	11/24/21 21:26	
EPA 9056	Sulfate	203	mg/L	25.0	11/24/21 21:36	
EPA 6010	Barium	87.2	ug/L	10.0	12/10/21 10:38	

REPORT OF LABORATORY ANALYSIS

This report shall not be reproduced, except in full,
without the written consent of Pace Analytical Services, LLC.

Pace Analytical Services, LLC
7726 Moller Road
Indianapolis, IN 46268
(317)228-3100

SUMMARY OF DETECTION

Project: Eagle Valley P1R1
Pace Project No.: 50303442

Lab Sample ID / Method	Client Sample ID / Parameters	Result	Units	Report Limit	Analyzed	Qualifiers
50303442005	**MW-8S**					
EPA 6010	Boron	625	ug/L	100	12/10/21 10:38	
EPA 6010	Calcium	122000	ug/L	1000	12/10/21 10:38	
EPA 6010	Iron	219	ug/L	100	12/10/21 10:38	
EPA 6010	Lithium	32.2	ug/L	20.0	12/10/21 10:38	
EPA 6010	Magnesium	27100	ug/L	1000	12/10/21 10:38	
EPA 6010	Manganese	17.8	ug/L	10.0	12/10/21 10:38	
EPA 6010	Molybdenum	79.6	ug/L	10.0	12/10/21 10:38	
EPA 6010	Potassium	8380	ug/L	1000	12/10/21 10:38	
EPA 6010	Silica	20300	ug/L	450	12/10/21 10:38	N2
EPA 6010	Sodium	105000	ug/L	1000	12/10/21 10:38	
EPA 6010	Manganese, Dissolved	17.9	ug/L	10.0	12/01/21 22:57	
EPA 6010	Molybdenum, Dissolved	75.4	ug/L	10.0	12/01/21 22:57	
EPA 6020	Arsenic	2.4	ug/L	1.0	11/29/21 03:58	
EPA 903.1	Radium-226	0.000 ± 0.477 (0.941) C:NA T:97%	pCi/L		12/28/21 13:11	
EPA 904.0	Radium-228	0.145 ± 0.324 (0.719) C:77% T:93%	pCi/L		12/30/21 15:03	
Total Radium Calculation	Total Radium	0.145 ± 0.801 (1.66)	pCi/L		01/06/22 08:23	
SM 2320B	Alkalinity, Total as CaCO3	209	mg/L	2.0	11/23/21 20:13	
SM 2320B	Alkalinity,Bicarbonate (CaCO3)	209	mg/L	2.0	11/23/21 20:13	
SM 2540C	Total Dissolved Solids	774	mg/L	10.0	11/20/21 09:08	
SM 4500-H+B	pH at 25 Degrees C	7.2	Std. Units	0.10	11/20/21 13:22	H3
EPA 353.2	Nitrogen, Nitrate	0.16	mg/L	0.10	11/19/21 17:55	
EPA 365.1	Phosphate as P04	0.47	mg/L	0.15	12/14/21 09:39	B0
SM 5310C	Total Organic Carbon	1.3	mg/L	1.0	12/04/21 06:06	
SM 5310C	Dissolved Organic Carbon	1.8	mg/L	1.0	12/09/21 21:15	

This report shall not be reproduced, except in full,
without the written consent of Pace Analytical Services, LLC.

Pace Analytical Services, LLC
7726 Moller Road
Indianapolis, IN 46268
(317)228-3100

ANALYTICAL RESULTS

Project: Eagle Valley P1R1
Pace Project No.: 50303442

Sample: MW-3S **Lab ID: 50303442001** Collected: 11/18/21 14:20 Received: 11/19/21 12:40 Matrix: Water

Parameters	Results	Units	Report Limit	DF	Prepared	Analyzed	CAS No.	Qual
9056 IC Anions	Analytical Method: EPA 9056							
	Pace Analytical Services - Indianapolis							
Chloride	**116**	mg/L	25.0	100		11/29/21 13:27	16887-00-6	
Fluoride	**0.29**	mg/L	0.10	1		11/23/21 02:05	16984-48-8	
Sulfate	**157**	mg/L	25.0	100		11/29/21 13:27	14808-79-8	
6010 MET ICP	Analytical Method: EPA 6010 Preparation Method: EPA 3010							
	Pace Analytical Services - Indianapolis							
Aluminum	ND	ug/L	200	1	12/04/21 09:55	12/10/21 10:25	7429-90-5	
Barium	**94.3**	ug/L	10.0	1	12/04/21 09:55	12/10/21 10:25	7440-39-3	
Boron	**417**	ug/L	100	1	12/04/21 09:55	12/10/21 10:25	7440-42-8	
Calcium	**112000**	ug/L	1000	1	12/04/21 09:55	12/10/21 10:25	7440-70-2	
Iron	ND	ug/L	100	1	12/04/21 09:55	12/10/21 10:25	7439-89-6	
Lithium	**26.4**	ug/L	20.0	1	12/04/21 09:55	12/10/21 10:25	7439-93-2	
Magnesium	**23500**	ug/L	1000	1	12/04/21 09:55	12/10/21 10:25	7439-95-4	
Manganese	**264**	ug/L	10.0	1	12/04/21 09:55	12/10/21 10:25	7439-96-5	
Molybdenum	**47.0**	ug/L	10.0	1	12/04/21 09:55	12/10/21 10:25	7439-98-7	
Potassium	**6750**	ug/L	1000	1	12/04/21 09:55	12/10/21 10:25	7440-09-7	
Silica	**13200**	ug/L	450	1	12/04/21 09:55	12/10/21 10:25	7631-86-9	N2
Sodium	**117000**	ug/L	1000	1	12/04/21 09:55	12/10/21 10:25	7440-23-5	
6010 MET ICP, Dissolved	Analytical Method: EPA 6010 Preparation Method: EPA 3010							
	Pace Analytical Services - Indianapolis							
Manganese, Dissolved	**273**	ug/L	10.0	1	12/01/21 09:49	12/01/21 22:48	7439-96-5	
Molybdenum, Dissolved	**46.6**	ug/L	10.0	1	12/01/21 09:49	12/01/21 22:48	7439-98-7	
6020 MET ICPMS	Analytical Method: EPA 6020 Preparation Method: EPA 200.2							
	Pace Analytical Services - Indianapolis							
Antimony	ND	ug/L	1.0	1	11/24/21 18:20	11/29/21 03:08	7440-36-0	
Arsenic	ND	ug/L	1.0	1	11/24/21 18:20	11/29/21 03:08	7440-38-2	
Cobalt	ND	ug/L	1.0	1	11/24/21 18:20	11/29/21 03:08	7440-48-4	
Selenium	**5.9**	ug/L	1.0	1	11/24/21 18:20	11/29/21 03:08	7782-49-2	
2320B Alkalinity	Analytical Method: SM 2320B							
	Pace Analytical Services - Indianapolis							
Alkalinity, Total as CaCO3	**279**	mg/L	2.0	1		11/23/21 20:13		
Alkalinity,Bicarbonate (CaCO3)	**279**	mg/L	2.0	1		11/23/21 20:13		
Alkalinity,Carbonate (CaCO3)	ND	mg/L	2.0	1		11/23/21 20:13		
2540C Total Dissolved Solids	Analytical Method: SM 2540C							
	Pace Analytical Services - Indianapolis							
Total Dissolved Solids	**724**	mg/L	10.0	1		11/20/21 09:07		
4500H+ pH, Electrometric	Analytical Method: SM 4500-H+B							
	Pace Analytical Services - Indianapolis							
pH at 25 Degrees C	**7.2**	Std. Units	0.10	1		11/20/21 13:26		H3

REPORT OF LABORATORY ANALYSIS

This report shall not be reproduced, except in full,
without the written consent of Pace Analytical Services, LLC.

Pace Analytical Services, LLC
7726 Moller Road
Indianapolis, IN 46268
(317)228-3100

ANALYTICAL RESULTS

Project: Eagle Valley P1R1
Pace Project No.: 50303442

Sample: MW-3S **Lab ID: 50303442001** Collected: 11/18/21 14:20 Received: 11/19/21 12:40 Matrix: Water

Parameters	Results	Units	Report Limit	DF	Prepared	Analyzed	CAS No.	Qual
4500S2D Sulfide Water	Analytical Method: SM 4500-S2-D Pace Analytical Services - Indianapolis							
Sulfide	ND	mg/L	0.10	1		11/23/21 12:14	18496-25-8	
Iron, Ferrous	Analytical Method: HACH 8146 Pace Analytical Services - Indianapolis							
Iron, Ferrous	ND	mg/L	0.20	1		12/01/21 12:13	15438-31-0	H3,N2
353.2 Nitrogen, NO2/NO3 unpres	Analytical Method: EPA 353.2 Pace Analytical Services - Indianapolis							
Nitrogen, Nitrate	**1.5**	mg/L	0.10	1		11/19/21 17:48	14797-55-8	
Nitrogen, Nitrite	ND	mg/L	0.10	1		11/19/21 17:48	14797-65-0	
365.1 Total Phosphorus	Analytical Method: EPA 365.1 Preparation Method: EPA 365.1 Pace Analytical Services - Indianapolis							
Phosphate as P04	ND	mg/L	0.15	1	12/02/21 13:09	12/06/21 12:03		
5310C TOC	Analytical Method: SM 5310C Pace Analytical Services - Indianapolis							
Total Organic Carbon	**1.0**	mg/L	1.0	1		12/04/21 05:34	7440-44-0	
5310C Dissolved Organic Carbon	Analytical Method: SM 5310C Pace Analytical Services - Indianapolis							
Dissolved Organic Carbon	**1.7**	mg/L	1.0	1		12/09/21 19:56		

REPORT OF LABORATORY ANALYSIS

This report shall not be reproduced, except in full,
without the written consent of Pace Analytical Services, LLC.

Pace Analytical Services, LLC
7726 Moller Road
Indianapolis, IN 46268
(317)228-3100

ANALYTICAL RESULTS

Project: Eagle Valley P1R1
Pace Project No.: 50303442

Sample: MW-3I **Lab ID: 50303442002** Collected: 11/18/21 12:50 Received: 11/19/21 12:40 Matrix: Water

Parameters	Results	Units	Report Limit	DF	Prepared	Analyzed	CAS No.	Qual
9056 IC Anions	Analytical Method: EPA 9056							
	Pace Analytical Services - Indianapolis							
Chloride	**139**	mg/L	25.0	100		11/24/21 19:38	16887-00-6	
Fluoride	**0.22**	mg/L	0.10	1		11/24/21 19:28	16984-48-8	
Sulfate	**138**	mg/L	25.0	100		11/24/21 19:38	14808-79-8	
6010 MET ICP	Analytical Method: EPA 6010 Preparation Method: EPA 3010							
	Pace Analytical Services - Indianapolis							
Aluminum	ND	ug/L	200	1	12/04/21 09:55	12/10/21 10:28	7429-90-5	
Barium	**93.9**	ug/L	10.0	1	12/04/21 09:55	12/10/21 10:28	7440-39-3	
Boron	**129**	ug/L	100	1	12/04/21 09:55	12/10/21 10:28	7440-42-8	
Calcium	**102000**	ug/L	1000	1	12/04/21 09:55	12/10/21 10:28	7440-70-2	
Iron	ND	ug/L	100	1	12/04/21 09:55	12/10/21 10:28	7439-89-6	
Lithium	**20.6**	ug/L	20.0	1	12/04/21 09:55	12/10/21 10:28	7439-93-2	
Magnesium	**31500**	ug/L	1000	1	12/04/21 09:55	12/10/21 10:28	7439-95-4	
Manganese	**36.0**	ug/L	10.0	1	12/04/21 09:55	12/10/21 10:28	7439-96-5	
Molybdenum	**61.0**	ug/L	10.0	1	12/04/21 09:55	12/10/21 10:28	7439-98-7	
Potassium	**5610**	ug/L	1000	1	12/04/21 09:55	12/10/21 10:28	7440-09-7	
Silica	**12300**	ug/L	450	1	12/04/21 09:55	12/10/21 10:28	7631-86-9	N2
Sodium	**102000**	ug/L	1000	1	12/04/21 09:55	12/10/21 10:28	7440-23-5	
6010 MET ICP, Dissolved	Analytical Method: EPA 6010 Preparation Method: EPA 3010							
	Pace Analytical Services - Indianapolis							
Manganese, Dissolved	**36.2**	ug/L	10.0	1	12/01/21 09:49	12/01/21 22:50	7439-96-5	
Molybdenum, Dissolved	**58.9**	ug/L	10.0	1	12/01/21 09:49	12/01/21 22:50	7439-98-7	
6020 MET ICPMS	Analytical Method: EPA 6020 Preparation Method: EPA 200.2							
	Pace Analytical Services - Indianapolis							
Antimony	ND	ug/L	1.0	1	11/24/21 18:20	11/29/21 03:46	7440-36-0	
Arsenic	ND	ug/L	1.0	1	11/24/21 18:20	11/29/21 03:46	7440-38-2	
Cobalt	ND	ug/L	1.0	1	11/24/21 18:20	11/29/21 03:46	7440-48-4	
Selenium	ND	ug/L	1.0	1	11/24/21 18:20	11/29/21 03:46	7782-49-2	
2320B Alkalinity	Analytical Method: SM 2320B							
	Pace Analytical Services - Indianapolis							
Alkalinity, Total as CaCO3	**225**	mg/L	2.0	1		11/23/21 20:13		
Alkalinity,Bicarbonate (CaCO3)	**225**	mg/L	2.0	1		11/23/21 20:13		
Alkalinity,Carbonate (CaCO3)	ND	mg/L	2.0	1		11/23/21 20:13		
2540C Total Dissolved Solids	Analytical Method: SM 2540C							
	Pace Analytical Services - Indianapolis							
Total Dissolved Solids	**686**	mg/L	10.0	1		11/20/21 09:08		
4500H+ pH, Electrometric	Analytical Method: SM 4500-H+B							
	Pace Analytical Services - Indianapolis							
pH at 25 Degrees C	**7.6**	Std. Units	0.10	1		11/20/21 13:24		H3

REPORT OF LABORATORY ANALYSIS

This report shall not be reproduced, except in full,
without the written consent of Pace Analytical Services, LLC.

Pace Analytical Services, LLC
7726 Moller Road
Indianapolis, IN 46268
(317)228-3100

ANALYTICAL RESULTS

Project: Eagle Valley P1R1
Pace Project No.: 50303442

Sample: MW-3I **Lab ID: 50303442002** Collected: 11/18/21 12:50 Received: 11/19/21 12:40 Matrix: Water

Parameters	Results	Units	Report Limit	DF	Prepared	Analyzed	CAS No.	Qual
4500S2D Sulfide Water	Analytical Method: SM 4500-S2-D Pace Analytical Services - Indianapolis							
Sulfide	ND	mg/L	0.10	1		11/23/21 12:14	18496-25-8	
Iron, Ferrous	Analytical Method: HACH 8146 Pace Analytical Services - Indianapolis							
Iron, Ferrous	ND	mg/L	0.20	1		12/01/21 12:12	15438-31-0	H3,N2
353.2 Nitrogen, NO2/NO3 unpres	Analytical Method: EPA 353.2 Pace Analytical Services - Indianapolis							
Nitrogen, Nitrate	**0.50**	mg/L	0.10	1		11/19/21 17:50	14797-55-8	
Nitrogen, Nitrite	ND	mg/L	0.10	1		11/19/21 17:50	14797-65-0	
365.1 Total Phosphorus	Analytical Method: EPA 365.1 Preparation Method: EPA 365.1 Pace Analytical Services - Indianapolis							
Phosphate as P04	ND	mg/L	0.15	1	12/02/21 13:09	12/06/21 12:04		
5310C TOC	Analytical Method: SM 5310C Pace Analytical Services - Indianapolis							
Total Organic Carbon	**1.1**	mg/L	1.0	1		12/04/21 05:45	7440-44-0	
5310C Dissolved Organic Carbon	Analytical Method: SM 5310C Pace Analytical Services - Indianapolis							
Dissolved Organic Carbon	**2.1**	mg/L	1.0	1		12/09/21 20:16		

REPORT OF LABORATORY ANALYSIS

This report shall not be reproduced, except in full,
without the written consent of Pace Analytical Services, LLC.

Pace Analytical Services, LLC
7726 Moller Road
Indianapolis, IN 46268
(317)228-3100

ANALYTICAL RESULTS

Project: Eagle Valley P1R1
Pace Project No.: 50303442

Sample: MW-4I **Lab ID: 50303442003** Collected: 11/18/21 14:35 Received: 11/19/21 12:40 Matrix: Water

Parameters	Results	Units	Report Limit	DF	Prepared	Analyzed	CAS No.	Qual
9056 IC Anions	Analytical Method: EPA 9056							
	Pace Analytical Services - Indianapolis							
Chloride	**140**	mg/L	25.0	100		11/30/21 17:09	16887-00-6	
Fluoride	**0.29**	mg/L	0.10	1		11/24/21 20:27	16984-48-8	
Sulfate	**240**	mg/L	2.5	10		11/24/21 20:37	14808-79-8	
6010 MET ICP	Analytical Method: EPA 6010 Preparation Method: EPA 3010							
	Pace Analytical Services - Indianapolis							
Aluminum	ND	ug/L	200	1	12/04/21 09:55	12/10/21 10:30	7429-90-5	
Barium	**104**	ug/L	10.0	1	12/04/21 09:55	12/10/21 10:30	7440-39-3	
Boron	**309**	ug/L	100	1	12/04/21 09:55	12/10/21 10:30	7440-42-8	
Calcium	**126000**	ug/L	1000	1	12/04/21 09:55	12/10/21 10:30	7440-70-2	
Iron	**527**	ug/L	100	1	12/04/21 09:55	12/10/21 10:30	7439-89-6	
Lithium	ND	ug/L	20.0	1	12/04/21 09:55	12/10/21 10:30	7439-93-2	
Magnesium	**39500**	ug/L	1000	1	12/04/21 09:55	12/10/21 10:30	7439-95-4	
Manganese	**276**	ug/L	10.0	1	12/04/21 09:55	12/10/21 10:30	7439-96-5	
Molybdenum	**12.8**	ug/L	10.0	1	12/04/21 09:55	12/10/21 10:30	7439-98-7	
Potassium	**5100**	ug/L	1000	1	12/04/21 09:55	12/10/21 10:30	7440-09-7	
Silica	**11100**	ug/L	450	1	12/04/21 09:55	12/10/21 10:30	7631-86-9	N2
Sodium	**97900**	ug/L	1000	1	12/04/21 09:55	12/10/21 10:30	7440-23-5	
6010 MET ICP, Dissolved	Analytical Method: EPA 6010 Preparation Method: EPA 3010							
	Pace Analytical Services - Indianapolis							
Manganese, Dissolved	**272**	ug/L	10.0	1	12/01/21 09:49	12/01/21 22:52	7439-96-5	
Molybdenum, Dissolved	**12.1**	ug/L	10.0	1	12/01/21 09:49	12/01/21 22:52	7439-98-7	
6020 MET ICPMS	Analytical Method: EPA 6020 Preparation Method: EPA 200.2							
	Pace Analytical Services - Indianapolis							
Antimony	ND	ug/L	1.0	1	11/24/21 18:20	11/29/21 03:50	7440-36-0	
Arsenic	ND	ug/L	1.0	1	11/24/21 18:20	11/29/21 03:50	7440-38-2	
Cobalt	ND	ug/L	1.0	1	11/24/21 18:20	11/29/21 03:50	7440-48-4	
Selenium	ND	ug/L	1.0	1	11/24/21 18:20	11/29/21 03:50	7782-49-2	
2320B Alkalinity	Analytical Method: SM 2320B							
	Pace Analytical Services - Indianapolis							
Alkalinity, Total as CaCO3	**242**	mg/L	2.0	1		11/23/21 20:13		
Alkalinity,Bicarbonate (CaCO3)	**242**	mg/L	2.0	1		11/23/21 20:13		
Alkalinity,Carbonate (CaCO3)	ND	mg/L	2.0	1		11/23/21 20:13		
2540C Total Dissolved Solids	Analytical Method: SM 2540C							
	Pace Analytical Services - Indianapolis							
Total Dissolved Solids	**760**	mg/L	20.0	1		11/20/21 09:08		
4500H+ pH, Electrometric	Analytical Method: SM 4500-H+B							
	Pace Analytical Services - Indianapolis							
pH at 25 Degrees C	**7.4**	Std. Units	0.10	1		11/20/21 13:26		H3

REPORT OF LABORATORY ANALYSIS

This report shall not be reproduced, except in full,
without the written consent of Pace Analytical Services, LLC.

Pace Analytical Services, LLC
7726 Moller Road
Indianapolis, IN 46268
(317)228-3100

ANALYTICAL RESULTS

Project: Eagle Valley P1R1
Pace Project No.: 50303442

Sample: MW-4I **Lab ID: 50303442003** Collected: 11/18/21 14:35 Received: 11/19/21 12:40 Matrix: Water

Parameters	Results	Units	Report Limit	DF	Prepared	Analyzed	CAS No.	Qual
4500S2D Sulfide Water	Analytical Method: SM 4500-S2-D Pace Analytical Services - Indianapolis							
Sulfide	ND	mg/L	0.10	1		11/23/21 12:14	18496-25-8	
Iron, Ferrous	Analytical Method: HACH 8146 Pace Analytical Services - Indianapolis							
Iron, Ferrous	ND	mg/L	0.20	1		12/01/21 12:36	15438-31-0	H3,N2
353.2 Nitrogen, NO2/NO3 unpres	Analytical Method: EPA 353.2 Pace Analytical Services - Indianapolis							
Nitrogen, Nitrate	ND	mg/L	0.10	1		11/19/21 17:51	14797-55-8	
Nitrogen, Nitrite	ND	mg/L	0.10	1		11/19/21 17:51	14797-65-0	
365.1 Total Phosphorus	Analytical Method: EPA 365.1 Preparation Method: EPA 365.1 Pace Analytical Services - Indianapolis							
Phosphate as P04	ND	mg/L	0.15	1	12/02/21 13:09	12/06/21 12:05		
5310C Dissolved Organic Carbon	Analytical Method: SM 5310C Pace Analytical Services - Indianapolis							
Dissolved Organic Carbon	**1.5**	mg/L	1.0	1		12/09/21 20:35		

REPORT OF LABORATORY ANALYSIS

This report shall not be reproduced, except in full,
without the written consent of Pace Analytical Services, LLC.

Pace Analytical Services, LLC
7726 Moller Road
Indianapolis, IN 46268
(317)228-3100

ANALYTICAL RESULTS

Project: Eagle Valley P1R1
Pace Project No.: 50303442

Sample: MW-7S **Lab ID: 50303442004** Collected: 11/18/21 13:20 Received: 11/19/21 12:40 Matrix: Water

Parameters	Results	Units	Report Limit	DF	Prepared	Analyzed	CAS No.	Qual
9056 IC Anions	Analytical Method: EPA 9056							
	Pace Analytical Services - Indianapolis							
Chloride	**67.6**	mg/L	25.0	100		11/24/21 21:16	16887-00-6	
Fluoride	ND	mg/L	0.10	1		11/24/21 21:07	16984-48-8	
Sulfate	**148**	mg/L	25.0	100		11/24/21 21:16	14808-79-8	
6010 MET ICP	Analytical Method: EPA 6010 Preparation Method: EPA 3010							
	Pace Analytical Services - Indianapolis							
Aluminum	**2420**	ug/L	200	1	12/04/21 09:55	12/10/21 10:32	7429-90-5	
Barium	**89.2**	ug/L	10.0	1	12/04/21 09:55	12/10/21 10:32	7440-39-3	
Boron	**1180**	ug/L	100	1	12/04/21 09:55	12/10/21 10:32	7440-42-8	
Calcium	**159000**	ug/L	1000	1	12/04/21 09:55	12/10/21 10:32	7440-70-2	
Iron	**4730**	ug/L	100	1	12/04/21 09:55	12/10/21 10:32	7439-89-6	
Lithium	**31.8**	ug/L	20.0	1	12/04/21 09:55	12/10/21 10:32	7439-93-2	
Magnesium	**36800**	ug/L	1000	1	12/04/21 09:55	12/10/21 10:32	7439-95-4	
Manganese	**1510**	ug/L	10.0	1	12/04/21 09:55	12/10/21 10:32	7439-96-5	
Molybdenum	**72.9**	ug/L	10.0	1	12/04/21 09:55	12/10/21 10:32	7439-98-7	
Potassium	**5410**	ug/L	1000	1	12/04/21 09:55	12/10/21 10:32	7440-09-7	
Silica	**23200**	ug/L	450	1	12/04/21 09:55	12/10/21 10:32	7631-86-9	N2
Sodium	**69300**	ug/L	1000	1	12/04/21 09:55	12/10/21 10:32	7440-23-5	
6010 MET ICP, Dissolved	Analytical Method: EPA 6010 Preparation Method: EPA 3010							
	Pace Analytical Services - Indianapolis							
Manganese, Dissolved	**1510**	ug/L	10.0	1	12/01/21 09:49	12/01/21 22:55	7439-96-5	
Molybdenum, Dissolved	**70.7**	ug/L	10.0	1	12/01/21 09:49	12/01/21 22:55	7439-98-7	
6020 MET ICPMS	Analytical Method: EPA 6020 Preparation Method: EPA 200.2							
	Pace Analytical Services - Indianapolis							
Antimony	**3.8**	ug/L	1.0	1	11/24/21 18:20	11/29/21 03:54	7440-36-0	
Arsenic	**2.4**	ug/L	1.0	1	11/24/21 18:20	11/29/21 03:54	7440-38-2	
Cobalt	**4.1**	ug/L	1.0	1	11/24/21 18:20	11/29/21 03:54	7440-48-4	
Selenium	**40.6**	ug/L	1.0	1	11/24/21 18:20	11/29/21 03:54	7782-49-2	
2320B Alkalinity	Analytical Method: SM 2320B							
	Pace Analytical Services - Indianapolis							
Alkalinity, Total as CaCO3	**392**	mg/L	2.0	1		11/23/21 20:13		
Alkalinity,Bicarbonate (CaCO3)	**392**	mg/L	2.0	1		11/23/21 20:13		
Alkalinity,Carbonate (CaCO3)	ND	mg/L	2.0	1		11/23/21 20:13		
2540C Total Dissolved Solids	Analytical Method: SM 2540C							
	Pace Analytical Services - Indianapolis							
Total Dissolved Solids	**745**	mg/L	10.0	1		11/20/21 09:08		
4500H+ pH, Electrometric	Analytical Method: SM 4500-H+B							
	Pace Analytical Services - Indianapolis							
pH at 25 Degrees C	**7.1**	Std. Units	0.10	1		11/20/21 13:25		H3

REPORT OF LABORATORY ANALYSIS

This report shall not be reproduced, except in full,
without the written consent of Pace Analytical Services, LLC.

Pace Analytical Services, LLC
7726 Moller Road
Indianapolis, IN 46268
(317)228-3100

ANALYTICAL RESULTS

Project: Eagle Valley P1R1
Pace Project No.: 50303442

Sample: MW-7S **Lab ID: 50303442004** Collected: 11/18/21 13:20 Received: 11/19/21 12:40 Matrix: Water

Parameters	Results	Units	Report Limit	DF	Prepared	Analyzed	CAS No.	Qual
4500S2D Sulfide Water	Analytical Method: SM 4500-S2-D Pace Analytical Services - Indianapolis							
Sulfide	ND	mg/L	0.10	1		11/23/21 12:14	18496-25-8	
Iron, Ferrous	Analytical Method: HACH 8146 Pace Analytical Services - Indianapolis							
Iron, Ferrous	ND	mg/L	0.20	1		12/01/21 12:12	15438-31-0	H3,N2
353.2 Nitrogen, NO2/NO3 unpres	Analytical Method: EPA 353.2 Pace Analytical Services - Indianapolis							
Nitrogen, Nitrate	**1.0**	mg/L	0.10	1		11/19/21 17:53	14797-55-8	
Nitrogen, Nitrite	ND	mg/L	0.10	1		11/19/21 17:53	14797-65-0	
365.1 Total Phosphorus	Analytical Method: EPA 365.1 Preparation Method: EPA 365.1 Pace Analytical Services - Indianapolis							
Phosphate as P04	**0.36**	mg/L	0.15	1	12/02/21 13:09	12/06/21 12:05		
5310C TOC	Analytical Method: SM 5310C Pace Analytical Services - Indianapolis							
Total Organic Carbon	ND	mg/L	2.0	2		12/04/21 05:55	7440-44-0	D3
5310C Dissolved Organic Carbon	Analytical Method: SM 5310C Pace Analytical Services - Indianapolis							
Dissolved Organic Carbon	**1.3**	mg/L	1.0	1		12/09/21 20:55		

REPORT OF LABORATORY ANALYSIS

This report shall not be reproduced, except in full,
without the written consent of Pace Analytical Services, LLC.

Pace Analytical Services, LLC
7726 Moller Road
Indianapolis, IN 46268
(317)228-3100

ANALYTICAL RESULTS

Project: Eagle Valley P1R1
Pace Project No.: 50303442

Sample: MW-8S **Lab ID: 50303442005** Collected: 11/18/21 11:30 Received: 11/19/21 12:40 Matrix: Water

Parameters	Results	Units	Report Limit	DF	Prepared	Analyzed	CAS No.	Qual
9056 IC Anions	Analytical Method: EPA 9056							
	Pace Analytical Services - Indianapolis							
Chloride	**114**	mg/L	25.0	100		11/24/21 21:36	16887-00-6	
Fluoride	**0.39**	mg/L	0.10	1		11/24/21 21:26	16984-48-8	
Sulfate	**203**	mg/L	25.0	100		11/24/21 21:36	14808-79-8	
6010 MET ICP	Analytical Method: EPA 6010 Preparation Method: EPA 3010							
	Pace Analytical Services - Indianapolis							
Aluminum	ND	ug/L	200	1	12/04/21 09:55	12/10/21 10:38	7429-90-5	
Barium	**87.2**	ug/L	10.0	1	12/04/21 09:55	12/10/21 10:38	7440-39-3	
Boron	**625**	ug/L	100	1	12/04/21 09:55	12/10/21 10:38	7440-42-8	
Calcium	**122000**	ug/L	1000	1	12/04/21 09:55	12/10/21 10:38	7440-70-2	
Iron	**219**	ug/L	100	1	12/04/21 09:55	12/10/21 10:38	7439-89-6	
Lithium	**32.2**	ug/L	20.0	1	12/04/21 09:55	12/10/21 10:38	7439-93-2	
Magnesium	**27100**	ug/L	1000	1	12/04/21 09:55	12/10/21 10:38	7439-95-4	
Manganese	**17.8**	ug/L	10.0	1	12/04/21 09:55	12/10/21 10:38	7439-96-5	
Molybdenum	**79.6**	ug/L	10.0	1	12/04/21 09:55	12/10/21 10:38	7439-98-7	
Potassium	**8380**	ug/L	1000	1	12/04/21 09:55	12/10/21 10:38	7440-09-7	
Silica	**20300**	ug/L	450	1	12/04/21 09:55	12/10/21 10:38	7631-86-9	N2
Sodium	**105000**	ug/L	1000	1	12/04/21 09:55	12/10/21 10:38	7440-23-5	
6010 MET ICP, Dissolved	Analytical Method: EPA 6010 Preparation Method: EPA 3010							
	Pace Analytical Services - Indianapolis							
Manganese, Dissolved	**17.9**	ug/L	10.0	1	12/01/21 09:49	12/01/21 22:57	7439-96-5	
Molybdenum, Dissolved	**75.4**	ug/L	10.0	1	12/01/21 09:49	12/01/21 22:57	7439-98-7	
6020 MET ICPMS	Analytical Method: EPA 6020 Preparation Method: EPA 200.2							
	Pace Analytical Services - Indianapolis							
Antimony	ND	ug/L	1.0	1	11/24/21 18:20	11/29/21 03:58	7440-36-0	
Arsenic	**2.4**	ug/L	1.0	1	11/24/21 18:20	11/29/21 03:58	7440-38-2	
Cobalt	ND	ug/L	1.0	1	11/24/21 18:20	11/29/21 03:58	7440-48-4	
Selenium	ND	ug/L	1.0	1	11/24/21 18:20	11/29/21 03:58	7782-49-2	
2320B Alkalinity	Analytical Method: SM 2320B							
	Pace Analytical Services - Indianapolis							
Alkalinity, Total as CaCO3	**209**	mg/L	2.0	1		11/23/21 20:13		
Alkalinity,Bicarbonate (CaCO3)	**209**	mg/L	2.0	1		11/23/21 20:13		
Alkalinity,Carbonate (CaCO3)	ND	mg/L	2.0	1		11/23/21 20:13		
2540C Total Dissolved Solids	Analytical Method: SM 2540C							
	Pace Analytical Services - Indianapolis							
Total Dissolved Solids	**774**	mg/L	10.0	1		11/20/21 09:08		
4500H+ pH, Electrometric	Analytical Method: SM 4500-H+B							
	Pace Analytical Services - Indianapolis							
pH at 25 Degrees C	**7.2**	Std. Units	0.10	1		11/20/21 13:22		H3

REPORT OF LABORATORY ANALYSIS

This report shall not be reproduced, except in full,
without the written consent of Pace Analytical Services, LLC.

Pace Analytical Services, LLC
7726 Moller Road
Indianapolis, IN 46268
(317)228-3100

ANALYTICAL RESULTS

Project: Eagle Valley P1R1
Pace Project No.: 50303442

Sample: MW-8S **Lab ID: 50303442005** Collected: 11/18/21 11:30 Received: 11/19/21 12:40 Matrix: Water

Parameters	Results	Units	Report Limit	DF	Prepared	Analyzed	CAS No.	Qual
4500S2D Sulfide Water	Analytical Method: SM 4500-S2-D Pace Analytical Services - Indianapolis							
Sulfide	ND	mg/L	0.10	1		11/23/21 12:55	18496-25-8	
Iron, Ferrous	Analytical Method: HACH 8146 Pace Analytical Services - Indianapolis							
Iron, Ferrous	ND	mg/L	0.20	1		12/01/21 12:12	15438-31-0	H3,N2
353.2 Nitrogen, NO2/NO3 unpres	Analytical Method: EPA 353.2 Pace Analytical Services - Indianapolis							
Nitrogen, Nitrate	**0.16**	mg/L	0.10	1		11/19/21 17:55	14797-55-8	
Nitrogen, Nitrite	ND	mg/L	0.10	1		11/19/21 17:55	14797-65-0	
365.1 Total Phosphorus	Analytical Method: EPA 365.1 Preparation Method: EPA 365.1 Pace Analytical Services - Indianapolis							
Phosphate as P04	**0.47**	mg/L	0.15	1	12/09/21 10:00	12/14/21 09:39		B0
5310C TOC	Analytical Method: SM 5310C Pace Analytical Services - Indianapolis							
Total Organic Carbon	**1.3**	mg/L	1.0	1		12/04/21 06:06	7440-44-0	
5310C Dissolved Organic Carbon	Analytical Method: SM 5310C Pace Analytical Services - Indianapolis							
Dissolved Organic Carbon	**1.8**	mg/L	1.0	1		12/09/21 21:15		

REPORT OF LABORATORY ANALYSIS

This report shall not be reproduced, except in full,
without the written consent of Pace Analytical Services, LLC.

Pace Analytical Services, LLC
7726 Moller Road
Indianapolis, IN 46268
(317)228-3100

QUALITY CONTROL DATA

Project: Eagle Valley P1R1
Pace Project No.: 50303442

QC Batch: 651885
QC Batch Method: EPA 9056
Analysis Method: EPA 9056
Analysis Description: 9056 IC Anions
Laboratory: Pace Analytical Services - Indianapolis
Associated Lab Samples: 50303442001

METHOD BLANK: 3004637 Matrix: Water
Associated Lab Samples: 50303442001

Parameter	Units	Blank Result	Reporting Limit	Analyzed	Qualifiers
Chloride	mg/L	ND	0.25	11/22/21 14:44	
Fluoride	mg/L	ND	0.10	11/22/21 14:44	
Sulfate	mg/L	ND	0.25	11/22/21 14:44	

LABORATORY CONTROL SAMPLE: 3004638

Parameter	Units	Spike Conc.	LCS Result	LCS % Rec	% Rec Limits	Qualifiers
Chloride	mg/L	1.2	1.2	95	80-120	
Fluoride	mg/L	0.5	0.48	96	80-120	
Sulfate	mg/L	2.5	2.5	99	80-120	

MATRIX SPIKE & MATRIX SPIKE DUPLICATE: 3004639 3004640

Parameter	Units	50302541008 Result	MS Spike Conc.	MSD Spike Conc.	MS Result	MSD Result	MS % Rec	MSD % Rec	% Rec Limits	RPD	Max RPD	Qual
Chloride	mg/L	51.5	125	125	163	162	89	89	80-120	0	15	
Fluoride	mg/L	0.16	0.5	0.5	0.63	0.64	94	94	80-120	1	15	
Sulfate	mg/L	80.5	250	250	322	320	97	96	80-120	1	15	

Results presented on this page are in the units indicated by the "Units" column except where an alternate unit is presented to the right of the result.

REPORT OF LABORATORY ANALYSIS

This report shall not be reproduced, except in full,
without the written consent of Pace Analytical Services, LLC.

Pace Analytical Services, LLC
7726 Moller Road
Indianapolis, IN 46268
(317)228-3100

QUALITY CONTROL DATA

Project: Eagle Valley P1R1
Pace Project No.: 50303442

QC Batch: 651907
QC Batch Method: EPA 9056
Analysis Method: EPA 9056
Analysis Description: 9056 IC Anions
Laboratory: Pace Analytical Services - Indianapolis
Associated Lab Samples: 50303442002, 50303442003, 50303442004, 50303442005

METHOD BLANK: 3004707 Matrix: Water
Associated Lab Samples: 50303442002, 50303442003, 50303442004, 50303442005

Parameter	Units	Blank Result	Reporting Limit	Analyzed	Qualifiers
Chloride	mg/L	ND	0.25	11/24/21 19:08	
Fluoride	mg/L	ND	0.10	11/24/21 19:08	
Sulfate	mg/L	ND	0.25	11/24/21 19:08	

LABORATORY CONTROL SAMPLE: 3004708

Parameter	Units	Spike Conc.	LCS Result	LCS % Rec	% Rec Limits	Qualifiers
Chloride	mg/L	1.2	1.2	97	80-120	
Fluoride	mg/L	0.5	0.48	95	80-120	
Sulfate	mg/L	2.5	2.5	100	80-120	

MATRIX SPIKE & MATRIX SPIKE DUPLICATE: 3004709 3004710

Parameter	Units	50303442002 Result	MS Spike Conc.	MSD Spike Conc.	MS Result	MSD Result	MS % Rec	MSD % Rec	% Rec Limits	RPD	Max RPD	Qual
Chloride	mg/L	139	125	125	252	253	90	91	80-120	0	15	
Fluoride	mg/L	0.22	0.5	0.5	0.66	0.66	88	89	80-120	1	15	
Sulfate	mg/L	138	250	250	380	382	97	98	80-120	0	15	

Results presented on this page are in the units indicated by the "Units" column except where an alternate unit is presented to the right of the result.

REPORT OF LABORATORY ANALYSIS

This report shall not be reproduced, except in full,
without the written consent of Pace Analytical Services, LLC.

Pace Analytical Services, LLC
7726 Moller Road
Indianapolis, IN 46268
(317)228-3100

QUALITY CONTROL DATA

Project: Eagle Valley P1R1
Pace Project No.: 50303442

QC Batch: 653456
QC Batch Method: EPA 3010
Analysis Method: EPA 6010
Analysis Description: 6010 MET
Laboratory: Pace Analytical Services - Indianapolis
Associated Lab Samples: 50303442001, 50303442002, 50303442003, 50303442004, 50303442005

METHOD BLANK: 3011021 Matrix: Water
Associated Lab Samples: 50303442001, 50303442002, 50303442003, 50303442004, 50303442005

Parameter	Units	Blank Result	Reporting Limit	Analyzed	Qualifiers
Aluminum	ug/L	ND	200	12/10/21 10:15	
Barium	ug/L	ND	10.0	12/10/21 10:15	
Boron	ug/L	ND	100	12/10/21 10:15	
Calcium	ug/L	ND	1000	12/10/21 10:15	
Iron	ug/L	ND	100	12/10/21 10:15	
Lithium	ug/L	ND	20.0	12/10/21 10:15	
Magnesium	ug/L	ND	1000	12/10/21 10:15	
Manganese	ug/L	ND	10.0	12/10/21 10:15	
Molybdenum	ug/L	ND	10.0	12/10/21 10:15	
Potassium	ug/L	ND	1000	12/10/21 10:15	
Silica	ug/L	ND	450	12/10/21 10:15	N2
Sodium	ug/L	ND	1000	12/10/21 10:15	

LABORATORY CONTROL SAMPLE: 3011022

Parameter	Units	Spike Conc.	LCS Result	LCS % Rec	% Rec Limits	Qualifiers
Aluminum	ug/L	5000	4840	97	80-120	
Barium	ug/L	1000	917	92	80-120	
Boron	ug/L	1000	975	97	80-120	
Calcium	ug/L	5000	4890	98	80-120	
Iron	ug/L	2500	2460	98	80-120	
Lithium	ug/L	1000	993	99	80-120	
Magnesium	ug/L	5000	4690	94	80-120	
Manganese	ug/L	1000	970	97	80-120	
Molybdenum	ug/L	1000	995	99	80-120	
Potassium	ug/L	5000	4920	98	80-120	
Silica	ug/L	5350	5390	101	80-120	N2
Sodium	ug/L	5000	4850	97	80-120	

MATRIX SPIKE & MATRIX SPIKE DUPLICATE: 3011023 3011024

Parameter	Units	50303467007 Result	MS Spike Conc.	MSD Spike Conc.	MS Result	MSD Result	MS % Rec	MSD % Rec	% Rec Limits	RPD	Max RPD	Qual
Aluminum	ug/L	3500	5000	5000	8600	9230	102	114	75-125	7	20	
Barium	ug/L	141	1000	1000	1060	1080	91	94	75-125	3	20	
Boron	ug/L	1100	1000	1000	2070	2200	97	111	75-125	6	20	
Calcium	ug/L	2860	5000	5000	7620	8080	95	104	75-125	6	20	

Results presented on this page are in the units indicated by the "Units" column except where an alternate unit is presented to the right of the result.

REPORT OF LABORATORY ANALYSIS

This report shall not be reproduced, except in full,
without the written consent of Pace Analytical Services, LLC.

Pace Analytical Services, LLC
7726 Moller Road
Indianapolis, IN 46268
(317)228-3100

QUALITY CONTROL DATA

Project: Eagle Valley P1R1
Pace Project No.: 50303442

MATRIX SPIKE & MATRIX SPIKE DUPLICATE: 3011023 3011024

Parameter	Units	50303467007 Result	MS Spike Conc.	MSD Spike Conc.	MS Result	MSD Result	MS % Rec	MSD % Rec	% Rec Limits	RPD	Max RPD	Qual
Iron	ug/L	3160	2500	2500	5400	5870	90	108	75-125	8	20	
Lithium	ug/L	33.7	1000	1000	1120	1150	109	111	75-125	2	20	
Magnesium	ug/L	1820	5000	5000	6240	6630	88	96	75-125	6	20	
Manganese	ug/L	48.2	1000	1000	1010	1050	96	100	75-125	4	20	
Molybdenum	ug/L	22.6	1000	1000	1020	1040	100	102	75-125	2	20	
Potassium	ug/L	3120	5000	5000	8620	9260	110	123	75-125	7	20	
Silica	ug/L	19800	5350	5350	25600	28200	108	156	75-125	10	20	N2
Sodium	ug/L	621000	5000	5000	594000	651000	-544	612	75-125	9	20	E,P6

Results presented on this page are in the units indicated by the "Units" column except where an alternate unit is presented to the right of the result.

REPORT OF LABORATORY ANALYSIS

This report shall not be reproduced, except in full,
without the written consent of Pace Analytical Services, LLC.

Pace Analytical Services, LLC
7726 Moller Road
Indianapolis, IN 46268
(317)228-3100

QUALITY CONTROL DATA

Project: Eagle Valley P1R1
Pace Project No.: 50303442

QC Batch: 652982
QC Batch Method: EPA 3010
Analysis Method: EPA 6010
Analysis Description: 6010 MET Dissolved
Laboratory: Pace Analytical Services - Indianapolis
Associated Lab Samples: 50303442001, 50303442002, 50303442003, 50303442004, 50303442005

METHOD BLANK: 3008778 Matrix: Water
Associated Lab Samples: 50303442001, 50303442002, 50303442003, 50303442004, 50303442005

Parameter	Units	Blank Result	Reporting Limit	Analyzed	Qualifiers
Manganese, Dissolved	ug/L	ND	10.0	12/01/21 21:52	
Molybdenum, Dissolved	ug/L	ND	10.0	12/01/21 21:52	

LABORATORY CONTROL SAMPLE: 3008779

Parameter	Units	Spike Conc.	LCS Result	LCS % Rec	% Rec Limits	Qualifiers
Manganese, Dissolved	ug/L	1000	970	97	80-120	
Molybdenum, Dissolved	ug/L	1000	965	97	80-120	

MATRIX SPIKE & MATRIX SPIKE DUPLICATE: 3008780 3008781

Parameter	Units	50303384004 Result	MS Spike Conc.	MSD Spike Conc.	MS Result	MSD Result	MS % Rec	MSD % Rec	% Rec Limits	RPD	Max RPD	Qual
Manganese, Dissolved	ug/L	117	1000	1000	1080	1140	96	102	75-125	6	20	
Molybdenum, Dissolved	ug/L	15.3	1000	1000	989	1040	97	102	75-125	5	20	

Results presented on this page are in the units indicated by the "Units" column except where an alternate unit is presented to the right of the result.

REPORT OF LABORATORY ANALYSIS

This report shall not be reproduced, except in full,
without the written consent of Pace Analytical Services, LLC.

Pace Analytical Services, LLC
7726 Moller Road
Indianapolis, IN 46268
(317)228-3100

QUALITY CONTROL DATA

Project: Eagle Valley P1R1
Pace Project No.: 50303442

QC Batch: 652420
QC Batch Method: EPA 200.2
Analysis Method: EPA 6020
Analysis Description: 6020 MET
Laboratory: Pace Analytical Services - Indianapolis
Associated Lab Samples: 50303442001, 50303442002, 50303442003, 50303442004, 50303442005

METHOD BLANK: 3006606 Matrix: Water
Associated Lab Samples: 50303442001, 50303442002, 50303442003, 50303442004, 50303442005

Parameter	Units	Blank Result	Reporting Limit	Analyzed	Qualifiers
Antimony	ug/L	ND	1.0	11/29/21 01:37	
Arsenic	ug/L	ND	1.0	11/29/21 01:37	
Cobalt	ug/L	ND	1.0	11/29/21 01:37	
Selenium	ug/L	ND	1.0	11/29/21 01:37	

LABORATORY CONTROL SAMPLE: 3006607

Parameter	Units	Spike Conc.	LCS Result	LCS % Rec	% Rec Limits	Qualifiers
Antimony	ug/L	40	43.2	108	80-120	
Arsenic	ug/L	40	39.6	99	80-120	
Cobalt	ug/L	40	41.0	103	80-120	
Selenium	ug/L	40	38.6	97	80-120	

MATRIX SPIKE & MATRIX SPIKE DUPLICATE: 3006608 3006609

Parameter	Units	50303442001 Result	MS Spike Conc.	MSD Spike Conc.	MS Result	MSD Result	MS % Rec	MSD % Rec	% Rec Limits	RPD	Max RPD	Qual
Antimony	ug/L	ND	40	40	43.9	44.1	107	108	75-125	0	20	
Arsenic	ug/L	ND	40	40	39.7	39.3	99	98	75-125	1	20	
Cobalt	ug/L	ND	40	40	38.0	37.8	93	93	75-125	1	20	
Selenium	ug/L	5.9	40	40	46.1	45.2	100	98	75-125	2	20	

Results presented on this page are in the units indicated by the "Units" column except where an alternate unit is presented to the right of the result.

REPORT OF LABORATORY ANALYSIS

This report shall not be reproduced, except in full,
without the written consent of Pace Analytical Services, LLC.

Pace Analytical Services, LLC
7726 Moller Road
Indianapolis, IN 46268
(317)228-3100

QUALITY CONTROL DATA

Project: Eagle Valley P1R1
Pace Project No.: 50303442

QC Batch: 652223 | Analysis Method: SM 2320B
QC Batch Method: SM 2320B | Analysis Description: 2320B Alkalinity
Laboratory: Pace Analytical Services - Indianapolis
Associated Lab Samples: 50303442001, 50303442002, 50303442003, 50303442004, 50303442005

METHOD BLANK: 3005831 Matrix: Water
Associated Lab Samples: 50303442001, 50303442002, 50303442003, 50303442004, 50303442005

Parameter	Units	Blank Result	Reporting Limit	Analyzed	Qualifiers
Alkalinity, Total as CaCO3	mg/L	ND	2.0	11/23/21 20:13	
Alkalinity,Bicarbonate (CaCO3)	mg/L	ND	2.0	11/23/21 20:13	
Alkalinity,Carbonate (CaCO3)	mg/L	ND	2.0	11/23/21 20:13	

LABORATORY CONTROL SAMPLE: 3005832

Parameter	Units	Spike Conc.	LCS Result	LCS % Rec	% Rec Limits	Qualifiers
Alkalinity, Total as CaCO3	mg/L	50	50.6	101	90-110	

SAMPLE DUPLICATE: 3005833

Parameter	Units	50303442001 Result	Dup Result	RPD	Max RPD	Qualifiers
Alkalinity, Total as CaCO3	mg/L	279	281	1	20	
Alkalinity,Bicarbonate (CaCO3)	mg/L	279	281	1	20	
Alkalinity,Carbonate (CaCO3)	mg/L	ND	ND		20	

SAMPLE DUPLICATE: 3005834

Parameter	Units	50303472002 Result	Dup Result	RPD	Max RPD	Qualifiers
Alkalinity, Total as CaCO3	mg/L	199	201	1	20	
Alkalinity,Bicarbonate (CaCO3)	mg/L	196	196	0	20	
Alkalinity,Carbonate (CaCO3)	mg/L	3.6	5.2	36	20	R1

Results presented on this page are in the units indicated by the "Units" column except where an alternate unit is presented to the right of the result.

REPORT OF LABORATORY ANALYSIS

This report shall not be reproduced, except in full,
without the written consent of Pace Analytical Services, LLC.

Pace Analytical Services, LLC
7726 Moller Road
Indianapolis, IN 46268
(317)228-3100

QUALITY CONTROL DATA

Project: Eagle Valley P1R1
Pace Project No.: 50303442

QC Batch: 651730 | Analysis Method: SM 2540C
QC Batch Method: SM 2540C | Analysis Description: 2540C Total Dissolved Solids
Laboratory: Pace Analytical Services - Indianapolis
Associated Lab Samples: 50303442001, 50303442002, 50303442003, 50303442004, 50303442005

METHOD BLANK: 3004174 Matrix: Water
Associated Lab Samples: 50303442001, 50303442002, 50303442003, 50303442004, 50303442005

Parameter	Units	Blank Result	Reporting Limit	Analyzed	Qualifiers
Total Dissolved Solids	mg/L	ND	10.0	11/20/21 09:05	

LABORATORY CONTROL SAMPLE: 3004175

Parameter	Units	Spike Conc.	LCS Result	LCS % Rec	% Rec Limits	Qualifiers
Total Dissolved Solids	mg/L	300	298	99	80-120	

SAMPLE DUPLICATE: 3004176

Parameter	Units	50303369003 Result	Dup Result	RPD	Max RPD	Qualifiers
Total Dissolved Solids	mg/L	27300	25500	7	10	

SAMPLE DUPLICATE: 3004177

Parameter	Units	50303467007 Result	Dup Result	RPD	Max RPD	Qualifiers
Total Dissolved Solids	mg/L	1560	1540	1	10	

Results presented on this page are in the units indicated by the "Units" column except where an alternate unit is presented to the right of the result.

REPORT OF LABORATORY ANALYSIS

This report shall not be reproduced, except in full,
without the written consent of Pace Analytical Services, LLC.

Pace Analytical Services, LLC
7726 Moller Road
Indianapolis, IN 46268
(317)228-3100

QUALITY CONTROL DATA

Project: Eagle Valley P1R1
Pace Project No.: 50303442

QC Batch: 651778
QC Batch Method: SM 4500-H+B
Analysis Method: SM 4500-H+B
Analysis Description: 4500H+B pH
Laboratory: Pace Analytical Services - Indianapolis
Associated Lab Samples: 50303442001, 50303442002, 50303442003, 50303442004, 50303442005

SAMPLE DUPLICATE: 3004323

Parameter	Units	50303369003 Result	Dup Result	RPD	Max RPD	Qualifiers
pH at 25 Degrees C	Std. Units	6.3	6.4	0	2	H3

SAMPLE DUPLICATE: 3004324

Parameter	Units	50303467007 Result	Dup Result	RPD	Max RPD	Qualifiers
pH at 25 Degrees C	Std. Units	8.6	8.6	0	2	H3

Results presented on this page are in the units indicated by the "Units" column except where an alternate unit is presented to the right of the result.

REPORT OF LABORATORY ANALYSIS

This report shall not be reproduced, except in full,
without the written consent of Pace Analytical Services, LLC.

Pace Analytical Services, LLC
7726 Moller Road
Indianapolis, IN 46268
(317)228-3100

QUALITY CONTROL DATA

Project: Eagle Valley P1R1
Pace Project No.: 50303442

QC Batch: 652100
QC Batch Method: SM 4500-S2-D
Analysis Method: SM 4500-S2-D
Analysis Description: 4500S2D Sulfide Water
Laboratory: Pace Analytical Services - Indianapolis
Associated Lab Samples: 50303442001, 50303442002, 50303442003, 50303442004

METHOD BLANK: 3005341 Matrix: Water
Associated Lab Samples: 50303442001, 50303442002, 50303442003, 50303442004

Parameter	Units	Blank Result	Reporting Limit	Analyzed	Qualifiers
Sulfide	mg/L	ND	0.10	11/23/21 12:14	

LABORATORY CONTROL SAMPLE: 3005342

Parameter	Units	Spike Conc.	LCS Result	LCS % Rec	% Rec Limits	Qualifiers
Sulfide	mg/L	0.5	0.54	107	90-110	

MATRIX SPIKE & MATRIX SPIKE DUPLICATE: 3005343 3005344

Parameter	Units	50303289006 Result	MS Spike Conc.	MSD Spike Conc.	MS Result	MSD Result	MS % Rec	MSD % Rec	% Rec Limits	RPD	Max RPD	Qual
Sulfide	mg/L	ND	2.5	2.5	.3J	.2J	9	5	90-110		20	D3,M3

MATRIX SPIKE & MATRIX SPIKE DUPLICATE: 3005345 3005346

Parameter	Units	50303369003 Result	MS Spike Conc.	MSD Spike Conc.	MS Result	MSD Result	MS % Rec	MSD % Rec	% Rec Limits	RPD	Max RPD	Qual
Sulfide	mg/L	ND	2.5	2.5	.15J	.19J	2	4	90-110		20	D3,M3

Results presented on this page are in the units indicated by the "Units" column except where an alternate unit is presented to the right of the result.

REPORT OF LABORATORY ANALYSIS

This report shall not be reproduced, except in full,
without the written consent of Pace Analytical Services, LLC.

Pace Analytical Services, LLC
7726 Moller Road
Indianapolis, IN 46268
(317)228-3100

QUALITY CONTROL DATA

Project: Eagle Valley P1R1
Pace Project No.: 50303442

QC Batch: 652102
QC Batch Method: SM 4500-S2-D
Analysis Method: SM 4500-S2-D
Analysis Description: 4500S2D Sulfide Water
Laboratory: Pace Analytical Services - Indianapolis
Associated Lab Samples: 50303442005

METHOD BLANK: 3005351 Matrix: Water
Associated Lab Samples: 50303442005

Parameter	Units	Blank Result	Reporting Limit	Analyzed	Qualifiers
Sulfide	mg/L	ND	0.10	11/23/21 12:55	

LABORATORY CONTROL SAMPLE: 3005352

Parameter	Units	Spike Conc.	LCS Result	LCS % Rec	% Rec Limits	Qualifiers
Sulfide	mg/L	0.5	0.54	107	90-110	

MATRIX SPIKE & MATRIX SPIKE DUPLICATE: 3005353 3005354

Parameter	Units	50303497012 Result	MS Spike Conc.	MSD Spike Conc.	MS Result	MSD Result	MS % Rec	MSD % Rec	% Rec Limits	RPD	Max RPD	Qual
Sulfide	mg/L	ND	0.5	0.5	0.28	0.27	51	50	90-110	1	20	M3

MATRIX SPIKE SAMPLE: 3005355

Parameter	Units	50303442005 Result	Spike Conc.	MS Result	MS % Rec	% Rec Limits	Qualifiers
Sulfide	mg/L	ND	0.5	0.22	42	90-110	M0

Results presented on this page are in the units indicated by the "Units" column except where an alternate unit is presented to the right of the result.

REPORT OF LABORATORY ANALYSIS

This report shall not be reproduced, except in full,
without the written consent of Pace Analytical Services, LLC.

Pace Analytical Services, LLC
7726 Moller Road
Indianapolis, IN 46268
(317)228-3100

QUALITY CONTROL DATA

Project: Eagle Valley P1R1
Pace Project No.: 50303442

QC Batch: 653052 | Analysis Method: HACH 8146
QC Batch Method: HACH 8146 | Analysis Description: Iron, Ferrous
Laboratory: Pace Analytical Services - Indianapolis
Associated Lab Samples: 50303442001, 50303442002, 50303442004, 50303442005

METHOD BLANK: 3009035 Matrix: Water
Associated Lab Samples: 50303442001, 50303442002, 50303442004, 50303442005

Parameter	Units	Blank Result	Reporting Limit	Analyzed	Qualifiers
Iron, Ferrous	mg/L	ND	0.20	12/01/21 12:00	H3,N2

LABORATORY CONTROL SAMPLE: 3009036

Parameter	Units	Spike Conc.	LCS Result	LCS % Rec	% Rec Limits	Qualifiers
Iron, Ferrous	mg/L	1	1.0	104	90-110	H3,N2

MATRIX SPIKE & MATRIX SPIKE DUPLICATE: 3009037 3009038

Parameter	Units	50303114002 Result	MS Spike Conc.	MSD Spike Conc.	MS Result	MSD Result	MS % Rec	MSD % Rec	% Rec Limits	RPD	Max RPD	Qual
Iron, Ferrous	mg/L	ND	1	1	1.0	1.0	103	103	90-110	0	20	H3,N2

MATRIX SPIKE & MATRIX SPIKE DUPLICATE: 3009039 3009040

Parameter	Units	50303194002 Result	MS Spike Conc.	MSD Spike Conc.	MS Result	MSD Result	MS % Rec	MSD % Rec	% Rec Limits	RPD	Max RPD	Qual
Iron, Ferrous	mg/L	ND	1	1	1.0	1.1	101	107	90-110	6	20	H3,N2

Results presented on this page are in the units indicated by the "Units" column except where an alternate unit is presented to the right of the result.

REPORT OF LABORATORY ANALYSIS

This report shall not be reproduced, except in full,
without the written consent of Pace Analytical Services, LLC.

Pace Analytical Services, LLC
7726 Moller Road
Indianapolis, IN 46268
(317)228-3100

QUALITY CONTROL DATA

Project: Eagle Valley P1R1
Pace Project No.: 50303442

QC Batch: 653053
QC Batch Method: HACH 8146
Analysis Method: HACH 8146
Analysis Description: Iron, Ferrous
Laboratory: Pace Analytical Services - Indianapolis

Associated Lab Samples: 50303442003

METHOD BLANK: 3009041 Matrix: Water
Associated Lab Samples: 50303442003

Parameter	Units	Blank Result	Reporting Limit	Analyzed	Qualifiers
Iron, Ferrous	mg/L	ND	0.20	12/01/21 12:35	H3,N2

LABORATORY CONTROL SAMPLE: 3009042

Parameter	Units	Spike Conc.	LCS Result	LCS % Rec	% Rec Limits	Qualifiers
Iron, Ferrous	mg/L	1	1.0	102	90-110	H3,N2

MATRIX SPIKE & MATRIX SPIKE DUPLICATE: 3009043 3009044

Parameter	Units	50303895001 Result	MS Spike Conc.	MSD Spike Conc.	MS Result	MSD Result	MS % Rec	MSD % Rec	% Rec Limits	RPD	Max RPD	Qual
Iron, Ferrous	mg/L	ND	1	1	1.0	0.96	104	96	90-110	8	20	H3,N2

Results presented on this page are in the units indicated by the "Units" column except where an alternate unit is presented to the right of the result.

REPORT OF LABORATORY ANALYSIS

This report shall not be reproduced, except in full,
without the written consent of Pace Analytical Services, LLC.

Pace Analytical Services, LLC
7726 Moller Road
Indianapolis, IN 46268
(317)228-3100

QUALITY CONTROL DATA

Project: Eagle Valley P1R1
Pace Project No.: 50303442

QC Batch: 651551
QC Batch Method: EPA 353.2
Analysis Method: EPA 353.2
Analysis Description: 353.2 Nitrate + Nitrite, Unpres.
Laboratory: Pace Analytical Services - Indianapolis
Associated Lab Samples: 50303442001, 50303442002, 50303442003, 50303442004, 50303442005

METHOD BLANK: 3003039 Matrix: Water
Associated Lab Samples: 50303442001, 50303442002, 50303442003, 50303442004, 50303442005

Parameter	Units	Blank Result	Reporting Limit	Analyzed	Qualifiers
Nitrogen, Nitrate	mg/L	ND	0.10	11/19/21 12:56	
Nitrogen, Nitrite	mg/L	ND	0.10	11/19/21 12:56	

LABORATORY CONTROL SAMPLE: 3003040

Parameter	Units	Spike Conc.	LCS Result	LCS % Rec	% Rec Limits	Qualifiers
Nitrogen, Nitrate	mg/L	1	1.0	104	90-110	
Nitrogen, Nitrite	mg/L	1	1.1	109	90-110	

MATRIX SPIKE & MATRIX SPIKE DUPLICATE: 3003041 3003042

Parameter	Units	50303384004 Result	MS Spike Conc.	MSD Spike Conc.	MS Result	MSD Result	MS % Rec	MSD % Rec	% Rec Limits	RPD	Max RPD	Qual
Nitrogen, Nitrate	mg/L	0.14	1	1	1.2	1.2	105	105	90-110	0	20	
Nitrogen, Nitrite	mg/L	ND	1	1	1.1	1.1	111	111	90-110	0	20	M3

MATRIX SPIKE SAMPLE: 3003043

Parameter	Units	50303384021 Result	Spike Conc.	MS Result	MS % Rec	% Rec Limits	Qualifiers
Nitrogen, Nitrate	mg/L	0.11	1	1.2	105	90-110	
Nitrogen, Nitrite	mg/L	ND	1	1.1	111	90-110	M0

Results presented on this page are in the units indicated by the "Units" column except where an alternate unit is presented to the right of the result.

REPORT OF LABORATORY ANALYSIS

This report shall not be reproduced, except in full,
without the written consent of Pace Analytical Services, LLC.

Pace Analytical Services, LLC
7726 Moller Road
Indianapolis, IN 46268
(317)228-3100

QUALITY CONTROL DATA

Project: Eagle Valley P1R1
Pace Project No.: 50303442

QC Batch: 653276 | Analysis Method: EPA 365.1
QC Batch Method: EPA 365.1 | Analysis Description: 365.1 Total Phosphorus
Laboratory: Pace Analytical Services - Indianapolis
Associated Lab Samples: 50303442001, 50303442002, 50303442003, 50303442004

METHOD BLANK: 3009883 Matrix: Water
Associated Lab Samples: 50303442001, 50303442002, 50303442003, 50303442004

Parameter	Units	Blank Result	Reporting Limit	Analyzed	Qualifiers
Phosphate as P04	mg/L	ND	0.15	12/06/21 11:49	

LABORATORY CONTROL SAMPLE: 3009884

Parameter	Units	Spike Conc.	LCS Result	LCS % Rec	% Rec Limits	Qualifiers
Phosphate as P04	mg/L		1.6			

MATRIX SPIKE & MATRIX SPIKE DUPLICATE: 3009885 3009886

Parameter	Units	50303369003 Result	MS Spike Conc.	MSD Spike Conc.	MS Result	MSD Result	MS % Rec	MSD % Rec	% Rec Limits	RPD	Max RPD	Qual
Phosphate as P04	mg/L	ND			8.6	8.7				1		

MATRIX SPIKE SAMPLE: 3009887

Parameter	Units	50303442004 Result	Spike Conc.	MS Result	MS % Rec	% Rec Limits	Qualifiers
Phosphate as P04	mg/L	0.36		2.0			

Results presented on this page are in the units indicated by the "Units" column except where an alternate unit is presented to the right of the result.

REPORT OF LABORATORY ANALYSIS

This report shall not be reproduced, except in full,
without the written consent of Pace Analytical Services, LLC.

Pace Analytical Services, LLC
7726 Moller Road
Indianapolis, IN 46268
(317)228-3100

QUALITY CONTROL DATA

Project: Eagle Valley P1R1
Pace Project No.: 50303442

QC Batch: 653629
QC Batch Method: EPA 365.1
Analysis Method: EPA 365.1
Analysis Description: 365.1 Total Phosphorus
Laboratory: Pace Analytical Services - Indianapolis
Associated Lab Samples: 50303442005

METHOD BLANK: 3012535 Matrix: Water
Associated Lab Samples: 50303442005

Parameter	Units	Blank Result	Reporting Limit	Analyzed	Qualifiers
Phosphate as P04	mg/L	ND	0.15	12/14/21 09:38	B0

LABORATORY CONTROL SAMPLE: 3012536

Parameter	Units	Spike Conc.	LCS Result	LCS % Rec	% Rec Limits	Qualifiers
Phosphate as P04	mg/L		1.4			B0

MATRIX SPIKE & MATRIX SPIKE DUPLICATE: 3012537 3012538

Parameter	Units	50303442005 Result	MS Spike Conc.	MSD Spike Conc.	MS Result	MSD Result	MS % Rec	MSD % Rec	% Rec Limits	RPD	Max RPD	Qual
Phosphate as P04	mg/L	0.47			1.8	2.3				23		B0

Results presented on this page are in the units indicated by the "Units" column except where an alternate unit is presented to the right of the result.

REPORT OF LABORATORY ANALYSIS

This report shall not be reproduced, except in full,
without the written consent of Pace Analytical Services, LLC.

Pace Analytical Services, LLC
7726 Moller Road
Indianapolis, IN 46268
(317)228-3100

QUALITY CONTROL DATA

Project: Eagle Valley P1R1
Pace Project No.: 50303442

QC Batch: 653548 | Analysis Method: SM 5310C
QC Batch Method: SM 5310C | Analysis Description: 5310C Total Organic Carbon
Laboratory: Pace Analytical Services - Indianapolis
Associated Lab Samples: 50303442001, 50303442002, 50303442004, 50303442005

METHOD BLANK: 3011873 Matrix: Water
Associated Lab Samples: 50303442001, 50303442002, 50303442004, 50303442005

Parameter	Units	Blank Result	Reporting Limit	Analyzed	Qualifiers
Total Organic Carbon	mg/L	ND	1.0	12/04/21 00:49	

LABORATORY CONTROL SAMPLE: 3011874

Parameter	Units	Spike Conc.	LCS Result	LCS % Rec	% Rec Limits	Qualifiers
Total Organic Carbon	mg/L	10	10.6	106	90-110	

MATRIX SPIKE & MATRIX SPIKE DUPLICATE: 3011875 3011876

Parameter	Units	50303369003 Result	MS Spike Conc.	MSD Spike Conc.	MS Result	MSD Result	MS % Rec	MSD % Rec	% Rec Limits	RPD	Max RPD	Qual
Total Organic Carbon	mg/L	10900	40000	40000	52500	52500	104	104	80-120	0	20	P4

MATRIX SPIKE SAMPLE: 3011877

Parameter	Units	50303416007 Result	Spike Conc.	MS Result	MS % Rec	% Rec Limits	Qualifiers
Total Organic Carbon	mg/L	1.1	10	11.2	100	80-120	

Results presented on this page are in the units indicated by the "Units" column except where an alternate unit is presented to the right of the result.

REPORT OF LABORATORY ANALYSIS

This report shall not be reproduced, except in full,
without the written consent of Pace Analytical Services, LLC.

Pace Analytical Services, LLC
7726 Moller Road
Indianapolis, IN 46268
(317)228-3100

QUALITY CONTROL DATA

Project: Eagle Valley P1R1
Pace Project No.: 50303442

QC Batch: 653991 — Analysis Method: SM 5310C
QC Batch Method: SM 5310C — Analysis Description: 5310C Dissolved Organic Carbon
Laboratory: Pace Analytical Services - Indianapolis
Associated Lab Samples: 50303442001, 50303442002, 50303442003, 50303442004, 50303442005

METHOD BLANK: 3014702 Matrix: Water
Associated Lab Samples: 50303442001, 50303442002, 50303442003, 50303442004, 50303442005

Parameter	Units	Blank Result	Reporting Limit	Analyzed	Qualifiers
Dissolved Organic Carbon	mg/L	ND	1.0	12/09/21 19:16	

LABORATORY CONTROL SAMPLE: 3014703

Parameter	Units	Spike Conc.	LCS Result	LCS % Rec	% Rec Limits	Qualifiers
Dissolved Organic Carbon	mg/L	10	9.8	98	90-110	

MATRIX SPIKE & MATRIX SPIKE DUPLICATE: 3014704 3014705

Parameter	Units	50303442005 Result	MS Spike Conc.	MSD Spike Conc.	MS Result	MSD Result	MS % Rec	MSD % Rec	% Rec Limits	RPD	Max RPD	Qual
Dissolved Organic Carbon	mg/L	1.8	10	10	11.7	11.7	99	99	80-120	0	20	

MATRIX SPIKE SAMPLE: 3014706

Parameter	Units	50303370002 Result	Spike Conc.	MS Result	MS % Rec	% Rec Limits	Qualifiers
Dissolved Organic Carbon	mg/L	313	400	703	97	80-120	

Results presented on this page are in the units indicated by the "Units" column except where an alternate unit is presented to the right of the result.

REPORT OF LABORATORY ANALYSIS

This report shall not be reproduced, except in full,
without the written consent of Pace Analytical Services, LLC.

Pace Analytical Services, LLC
7726 Moller Road
Indianapolis, IN 46268
(317)228-3100

ANALYTICAL RESULTS - RADIOCHEMISTRY

Project: Eagle Valley P1R1
Pace Project No.: 50303442

Sample: MW-3S **Lab ID: 50303442001** Collected: 11/18/21 14:20 Received: 11/19/21 12:40 Matrix: Water
PWS: Site ID: Sample Type:

Parameters	Method	Act ± Unc (MDC) Carr Trac	Units	Analyzed	CAS No.	Qual
	Pace Analytical Services - Greensburg					
Radium-226	EPA 903.1	**0.234 ± 0.398 (0.703) C:NA T:92%**	pCi/L	12/28/21 13:11	13982-63-3	
	Pace Analytical Services - Greensburg					
Radium-228	EPA 904.0	**0.516 ± 0.396 (0.772) C:73% T:91%**	pCi/L	12/30/21 15:02	15262-20-1	
	Pace Analytical Services - Greensburg					
Total Radium	Total Radium Calculation	**0.750 ± 0.794 (1.48)**	pCi/L	01/06/22 08:23	7440-14-4	

This report shall not be reproduced, except in full,
without the written consent of Pace Analytical Services, LLC.

Pace Analytical Services, LLC
7726 Moller Road
Indianapolis, IN 46268
(317)228-3100

ANALYTICAL RESULTS - RADIOCHEMISTRY

Project: Eagle Valley P1R1
Pace Project No.: 50303442

Sample: MW-3I **Lab ID: 50303442002** Collected: 11/18/21 12:50 Received: 11/19/21 12:40 Matrix: Water
PWS: Site ID: Sample Type:

Parameters	Method	Act ± Unc (MDC) Carr Trac	Units	Analyzed	CAS No.	Qual
	Pace Analytical Services - Greensburg					
Radium-226	EPA 903.1	**0.422 ± 0.460 (0.724) C:NA T:92%**	pCi/L	12/28/21 13:11	13982-63-3	
	Pace Analytical Services - Greensburg					
Radium-228	EPA 904.0	**0.456 ± 0.402 (0.815) C:73% T:92%**	pCi/L	12/30/21 15:02	15262-20-1	
	Pace Analytical Services - Greensburg					
Total Radium	Total Radium Calculation	**0.878 ± 0.862 (1.54)**	pCi/L	01/06/22 08:23	7440-14-4	

This report shall not be reproduced, except in full,
without the written consent of Pace Analytical Services, LLC.

Pace Analytical Services, LLC
7726 Moller Road
Indianapolis, IN 46268
(317)228-3100

ANALYTICAL RESULTS - RADIOCHEMISTRY

Project: Eagle Valley P1R1
Pace Project No.: 50303442

Sample: MW-4I **Lab ID: 50303442003** Collected: 11/18/21 14:35 Received: 11/19/21 12:40 Matrix: Water
PWS: Site ID: Sample Type:

Parameters	Method	Act ± Unc (MDC) Carr Trac	Units	Analyzed	CAS No.	Qual
	Pace Analytical Services - Greensburg					
Radium-226	EPA 903.1	**0.873 ± 0.481 (0.428) C:NA T:92%**	pCi/L	12/28/21 13:11	13982-63-3	
	Pace Analytical Services - Greensburg					
Radium-228	EPA 904.0	**2.07 ± 0.637 (0.792) C:75% T:92%**	pCi/L	12/30/21 15:02	15262-20-1	
	Pace Analytical Services - Greensburg					
Total Radium	Total Radium Calculation	**2.94 ± 1.12 (1.22)**	pCi/L	01/06/22 08:23	7440-14-4	

This report shall not be reproduced, except in full,
without the written consent of Pace Analytical Services, LLC.

Pace Analytical Services, LLC
7726 Moller Road
Indianapolis, IN 46268
(317)228-3100

ANALYTICAL RESULTS - RADIOCHEMISTRY

Project: Eagle Valley P1R1
Pace Project No.: 50303442

Sample: MW-7S **Lab ID: 50303442004** Collected: 11/18/21 13:20 Received: 11/19/21 12:40 Matrix: Water
PWS: Site ID: Sample Type:

Parameters	Method	Act ± Unc (MDC) Carr Trac	Units	Analyzed	CAS No.	Qual
	Pace Analytical Services - Greensburg					
Radium-226	EPA 903.1	**0.359 ± 0.364 (0.552) C:NA T:94%**	pCi/L	12/28/21 13:11	13982-63-3	
	Pace Analytical Services - Greensburg					
Radium-228	EPA 904.0	**0.752 ± 0.411 (0.732) C:78% T:88%**	pCi/L	12/30/21 15:03	15262-20-1	
	Pace Analytical Services - Greensburg					
Total Radium	Total Radium Calculation	**1.11 ± 0.775 (1.28)**	pCi/L	01/06/22 08:23	7440-14-4	

This report shall not be reproduced, except in full,
without the written consent of Pace Analytical Services, LLC.

Pace Analytical Services, LLC
7726 Moller Road
Indianapolis, IN 46268
(317)228-3100

ANALYTICAL RESULTS - RADIOCHEMISTRY

Project: Eagle Valley P1R1
Pace Project No.: 50303442

Sample: MW-8S **Lab ID: 50303442005** Collected: 11/18/21 11:30 Received: 11/19/21 12:40 Matrix: Water
PWS: Site ID: Sample Type:

Parameters	Method	Act ± Unc (MDC) Carr Trac	Units	Analyzed	CAS No.	Qual
	Pace Analytical Services - Greensburg					
Radium-226	EPA 903.1	**0.000 ± 0.477 (0.941) C:NA T:97%**	pCi/L	12/28/21 13:11	13982-63-3	
	Pace Analytical Services - Greensburg					
Radium-228	EPA 904.0	**0.145 ± 0.324 (0.719) C:77% T:93%**	pCi/L	12/30/21 15:03	15262-20-1	
	Pace Analytical Services - Greensburg					
Total Radium	Total Radium Calculation	**0.145 ± 0.801 (1.66)**	pCi/L	01/06/22 08:23	7440-14-4	

REPORT OF LABORATORY ANALYSIS

This report shall not be reproduced, except in full,
without the written consent of Pace Analytical Services, LLC.

Pace Analytical Services, LLC
7726 Moller Road
Indianapolis, IN 46268
(317)228-3100

QUALITY CONTROL - RADIOCHEMISTRY

Project: Eagle Valley P1R1
Pace Project No.: 50303442

QC Batch: 475890
QC Batch Method: EPA 903.1
Analysis Method: EPA 903.1
Analysis Description: 903.1 Radium-226
Laboratory: Pace Analytical Services - Greensburg
Associated Lab Samples: 50303442001, 50303442002, 50303442003, 50303442004, 50303442005

METHOD BLANK: 2298587 Matrix: Water
Associated Lab Samples: 50303442001, 50303442002, 50303442003, 50303442004, 50303442005

Parameter	Act ± Unc (MDC) Carr Trac	Units	Analyzed	Qualifiers
Radium-226	-0.0424 ± 0.275 (0.597) C:NA T:90%	pCi/L	12/28/21 13:11	

Results presented on this page are in the units indicated by the "Units" column except where an alternate unit is presented to the right of the result.

REPORT OF LABORATORY ANALYSIS

This report shall not be reproduced, except in full,
without the written consent of Pace Analytical Services, LLC.

Pace Analytical Services, LLC
7726 Moller Road
Indianapolis, IN 46268
(317)228-3100

QUALITY CONTROL - RADIOCHEMISTRY

Project: Eagle Valley P1R1
Pace Project No.: 50303442

QC Batch: 475892
QC Batch Method: EPA 904.0
Analysis Method: EPA 904.0
Analysis Description: 904.0 Radium 228
Laboratory: Pace Analytical Services - Greensburg
Associated Lab Samples: 50303442001, 50303442002, 50303442003, 50303442004, 50303442005

METHOD BLANK: 2298592 Matrix: Water
Associated Lab Samples: 50303442001, 50303442002, 50303442003, 50303442004, 50303442005

Parameter	Act ± Unc (MDC) Carr Trac	Units	Analyzed	Qualifiers
Radium-228	0.980 ± 0.440 (0.715) C:73% T:90%	pCi/L	12/30/21 15:02	

Results presented on this page are in the units indicated by the "Units" column except where an alternate unit is presented to the right of the result.

REPORT OF LABORATORY ANALYSIS

This report shall not be reproduced, except in full,
without the written consent of Pace Analytical Services, LLC.

Pace Analytical Services, LLC
7726 Moller Road
Indianapolis, IN 46268
(317)228-3100

QUALIFIERS

Project: Eagle Valley P1R1
Pace Project No.: 50303442

DEFINITIONS

DF - Dilution Factor, if reported, represents the factor applied to the reported data due to dilution of the sample aliquot.

ND - Not Detected at or above adjusted reporting limit.

TNTC - Too Numerous To Count

J - Estimated concentration above the adjusted method detection limit and below the adjusted reporting limit.

MDL - Adjusted Method Detection Limit.

PQL - Practical Quantitation Limit.

RL - Reporting Limit - The lowest concentration value that meets project requirements for quantitative data with known precision and bias for a specific analyte in a specific matrix.

S - Surrogate

1,2-Diphenylhydrazine decomposes to and cannot be separated from Azobenzene using Method 8270. The result for each analyte is a combined concentration.

Consistent with EPA guidelines, unrounded data are displayed and have been used to calculate % recovery and RPD values.

LCS(D) - Laboratory Control Sample (Duplicate)

MS(D) - Matrix Spike (Duplicate)

DUP - Sample Duplicate

RPD - Relative Percent Difference

NC - Not Calculable.

SG - Silica Gel - Clean-Up

U - Indicates the compound was analyzed for, but not detected.

N-Nitrosodiphenylamine decomposes and cannot be separated from Diphenylamine using Method 8270. The result reported for each analyte is a combined concentration.

Reported results are not rounded until the final step prior to reporting. Therefore, calculated parameters that are typically reported as "Total" may vary slightly from the sum of the reported component parameters.

Act - Activity

Unc - Uncertainty: SDWA = 1.96 sigma count uncertainty, all other matrices = Expanded Uncertainty (95% confidence interval). Gamma Spec = Expanded Uncertainty (95.4% Confidence Interval)

(MDC) - Minimum Detectable Concentration

Trac - Tracer Recovery (%)

Carr - Carrier Recovery (%)

Pace Analytical is TNI accredited. Contact your Pace PM for the current list of accredited analytes.

TNI - The NELAC Institute.

BATCH QUALIFIERS

Batch: 654281

[B0]	Analyte was detected in an associated blank at a concentration greater than the MDL.

ANALYTE QUALIFIERS

B0	Analyte was detected in an associated blank at a concentration greater than the MDL.
D3	Sample was diluted due to the presence of high levels of non-target analytes or other matrix interference.
E	Analyte concentration exceeded the calibration range. The reported result is estimated.
H3	Sample was received or analysis requested beyond the recognized method holding time.
M0	Matrix spike recovery and/or matrix spike duplicate recovery was outside laboratory control limits.
M3	Matrix spike recovery was outside laboratory control limits due to matrix interferences.
N2	The lab does not hold NELAC/TNI accreditation for this parameter but other accreditations/certifications may apply. A complete list of accreditations/certifications is available upon request.

REPORT OF LABORATORY ANALYSIS

This report shall not be reproduced, except in full,
without the written consent of Pace Analytical Services, LLC.

Pace Analytical Services, LLC
7726 Moller Road
Indianapolis, IN 46268
(317)228-3100

QUALIFIERS

Project: Eagle Valley P1R1
Pace Project No.: 50303442

ANALYTE QUALIFIERS

P4	Sample field preservation does not meet EPA or method recommendations for this analysis.
P6	Matrix spike recovery was outside laboratory control limits due to a parent sample concentration notably higher than the spike level.
R1	RPD value was outside control limits.

This report shall not be reproduced, except in full,
without the written consent of Pace Analytical Services, LLC.

Pace Analytical Services, LLC
7726 Moller Road
Indianapolis, IN 46268
(317)228-3100

QUALITY CONTROL DATA CROSS REFERENCE TABLE

Project: Eagle Valley P1R1
Pace Project No.: 50303442

Lab ID	Sample ID	QC Batch Method	QC Batch	Analytical Method	Analytical Batch
50303442001	**MW-3S**	EPA 9056	651885		
50303442002	**MW-3I**	EPA 9056	651907		
50303442003	**MW-4I**	EPA 9056	651907		
50303442004	**MW-7S**	EPA 9056	651907		
50303442005	**MW-8S**	EPA 9056	651907		
50303442001	**MW-3S**	EPA 3010	653456	EPA 6010	654107
50303442002	**MW-3I**	EPA 3010	653456	EPA 6010	654107
50303442003	**MW-4I**	EPA 3010	653456	EPA 6010	654107
50303442004	**MW-7S**	EPA 3010	653456	EPA 6010	654107
50303442005	**MW-8S**	EPA 3010	653456	EPA 6010	654107
50303442001	**MW-3S**	EPA 3010	652982	EPA 6010	653225
50303442002	**MW-3I**	EPA 3010	652982	EPA 6010	653225
50303442003	**MW-4I**	EPA 3010	652982	EPA 6010	653225
50303442004	**MW-7S**	EPA 3010	652982	EPA 6010	653225
50303442005	**MW-8S**	EPA 3010	652982	EPA 6010	653225
50303442001	**MW-3S**	EPA 200.2	652420	EPA 6020	652570
50303442002	**MW-3I**	EPA 200.2	652420	EPA 6020	652570
50303442003	**MW-4I**	EPA 200.2	652420	EPA 6020	652570
50303442004	**MW-7S**	EPA 200.2	652420	EPA 6020	652570
50303442005	**MW-8S**	EPA 200.2	652420	EPA 6020	652570
50303442001	**MW-3S**	EPA 903.1	475890		
50303442002	**MW-3I**	EPA 903.1	475890		
50303442003	**MW-4I**	EPA 903.1	475890		
50303442004	**MW-7S**	EPA 903.1	475890		
50303442005	**MW-8S**	EPA 903.1	475890		
50303442001	**MW-3S**	EPA 904.0	475892		
50303442002	**MW-3I**	EPA 904.0	475892		
50303442003	**MW-4I**	EPA 904.0	475892		
50303442004	**MW-7S**	EPA 904.0	475892		
50303442005	**MW-8S**	EPA 904.0	475892		
50303442001	**MW-3S**	Total Radium Calculation	478605		
50303442002	**MW-3I**	Total Radium Calculation	478605		
50303442003	**MW-4I**	Total Radium Calculation	478605		
50303442004	**MW-7S**	Total Radium Calculation	478605		
50303442005	**MW-8S**	Total Radium Calculation	478605		
50303442001	**MW-3S**	SM 2320B	652223		
50303442002	**MW-3I**	SM 2320B	652223		
50303442003	**MW-4I**	SM 2320B	652223		
50303442004	**MW-7S**	SM 2320B	652223		
50303442005	**MW-8S**	SM 2320B	652223		
50303442001	**MW-3S**	SM 2540C	651730		
50303442002	**MW-3I**	SM 2540C	651730		
50303442003	**MW-4I**	SM 2540C	651730		
50303442004	**MW-7S**	SM 2540C	651730		

This report shall not be reproduced, except in full,
without the written consent of Pace Analytical Services, LLC.

Pace Analytical Services, LLC
7726 Moller Road
Indianapolis, IN 46268
(317)228-3100

QUALITY CONTROL DATA CROSS REFERENCE TABLE

Project: Eagle Valley P1R1
Pace Project No.: 50303442

Lab ID	Sample ID	QC Batch Method	QC Batch	Analytical Method	Analytical Batch
50303442005	**MW-8S**	SM 2540C	651730		
50303442001	**MW-3S**	SM 4500-H+B	651778		
50303442002	**MW-3I**	SM 4500-H+B	651778		
50303442003	**MW-4I**	SM 4500-H+B	651778		
50303442004	**MW-7S**	SM 4500-H+B	651778		
50303442005	**MW-8S**	SM 4500-H+B	651778		
50303442001	**MW-3S**	SM 4500-S2-D	652100		
50303442002	**MW-3I**	SM 4500-S2-D	652100		
50303442003	**MW-4I**	SM 4500-S2-D	652100		
50303442004	**MW-7S**	SM 4500-S2-D	652100		
50303442005	**MW-8S**	SM 4500-S2-D	652102		
50303442001	**MW-3S**	HACH 8146	653052		
50303442002	**MW-3I**	HACH 8146	653052		
50303442003	**MW-4I**	HACH 8146	653053		
50303442004	**MW-7S**	HACH 8146	653052		
50303442005	**MW-8S**	HACH 8146	653052		
50303442001	**MW-3S**	EPA 353.2	651551		
50303442002	**MW-3I**	EPA 353.2	651551		
50303442003	**MW-4I**	EPA 353.2	651551		
50303442004	**MW-7S**	EPA 353.2	651551		
50303442005	**MW-8S**	EPA 353.2	651551		
50303442001	**MW-3S**	EPA 365.1	653276	EPA 365.1	653811
50303442002	**MW-3I**	EPA 365.1	653276	EPA 365.1	653811
50303442003	**MW-4I**	EPA 365.1	653276	EPA 365.1	653811
50303442004	**MW-7S**	EPA 365.1	653276	EPA 365.1	653811
50303442005	**MW-8S**	EPA 365.1	653629	EPA 365.1	654281
50303442001	**MW-3S**	SM 5310C	653548		
50303442002	**MW-3I**	SM 5310C	653548		
50303442004	**MW-7S**	SM 5310C	653548		
50303442005	**MW-8S**	SM 5310C	653548		
50303442001	**MW-3S**	SM 5310C	653991		
50303442002	**MW-3I**	SM 5310C	653991		
50303442003	**MW-4I**	SM 5310C	653991		
50303442004	**MW-7S**	SM 5310C	653991		
50303442005	**MW-8S**	SM 5310C	653991		

This report shall not be reproduced, except in full,
without the written consent of Pace Analytical Services, LLC.

WO# : 50303442

50303442

Pace Analytical
WWW.PACELABS.COM

N-OF-CUSTODY / Analytical Request Document

in-of-Custody is a LEGAL DOCUMENT. All relevant fields must be completed accurately.

Section A
Required Client Information:

Company:	ATC Group Services
Address:	7988 Centerpoint Drive
	Indianapolis, IN 46256
Email:	mark.breting@atcassociates.com
Phone: NONE	Fax:
Requested Due Date:	

Required Project Information:

Report To:	Mark Breting
Copy To:	
Purchase Order #:	
Project Name:	Eagle Valley Profile 1 Report 1
Project #:	

Section C
Invoice Information:

Attention:	
Company Name:	
Address:	
Pace Quote:	
Pace Project Manager:	hayden.putt@pacelabs.com
Pace Profile #:	6246 Line 29

Regulatory Agency

State / Location
IN

Requested Analysis Filtered (Y/N)

ITEM #	SAMPLE ID (One Character per box. (A-Z, 0-9 / , -) Sample Ids must be unique)		MATRIX CODE (see valid codes to left)	SAMPLE TYPE (G=GRAB C=COMP)	COLLECTED START DATE	COLLECTED START TIME	COLLECTED END DATE	COLLECTED END TIME	SAMPLE TEMP AT COLLECTION	# OF CONTAINERS	Preservatives: Unpreserved	H2SO4	HNO3	HCl	NaOH + ZnAcetate	Na2S2O3	Methanol	Other	Analyses Test Y/N	TDS/ NO3,NO2-Wet	(Cl, F, SO4) IC	Metals, Total*	Metals Diss. Field Filtered** (Y)	Rad-228	Rad-226	Alkalinity, Ferrous Iron, pH	TOC by 5310C	DOC by 5310C (Y)	Sulfide	Phosphate	Residual Chlorine (Y/N)	
MATRIX CODE: Drinking Water DW; Water WT; Waste Water WW; Product P; Soil/Solid SL; Oil OL; Wipe WP; Air AR; Other OT; Tissue TS																																	
1	~~MW-13~~	MW-3S	WT				11-18	H20		11	3	3	4		1					X	X	X	X	X	X	X	X		X	X	X		001
2	~~MW-11~~	MW-3I	WT				"	1250		11	3	3	4		1					X	X	X	X	X	X	X	X		X	X	X		002
3	~~MW-1D~~	MW-4I	WT				"	1435		11	3	3	4		1					X	X	X	X	X	X	X	X		X	X	X		003
4	~~MW-2S~~	MW-7S	WT				11/18	1320		11	3	3	4		1					X	X	X	X	X	X	X	X		X	X	X		004
5	~~MW-2I~~	MW-8S	WT				11/18	1130		11	3	3	4		1					X	X	X	X	X	X	X	X		X	X	X		005
6	~~MW-2D~~		WT							11	3	3	4		1					X	X	X	X	X	X	X	X		X	X	X		
7	~~MW-3S~~		WT							11	3	3	4		1					X	X	X	X	X	X	X	X		X	X	X		
8	~~MW-3I~~		WT							11	3	3	4		1					X	X	X	X	X	X	X	X		X	X	X		
9	~~MW-3S~~		WT							11	3	3	4		1					X	X	X	X	X	X	X	X		X	X	X		
10	~~MW-4I~~		WT							11	3	3	4		1					X	X	X	X	X	X	X	X		X	X	X		
11	~~MW-4D~~		WT							11	3	3	4		1					X	X	X	X	X	X	X	X		X	X	X		
12	~~MW-6S~~		WT							11	3	3	4		1					X	X	X	X	X	X	X	X		X	X	X		

ADDITIONAL COMMENTS	RELINQUISHED BY / AFFILIATION	DATE	TIME	ACCEPTED BY / AFFILIATION	DATE	TIME	SAMPLE CONDITIONS			
* Metals: 6010 (Al, Ba, B, Fe, Mn, Mo, Ca, Mg, Na, K, Li, SiO2)		11-19-21	1115	Pace	11/19/21	1210				
6020 (Co, As, Se, Sb)	Pace	11/19/21	1240		11-19-21	1240	1.8	y	N	y
** Dissolved FF 6010 (Mo, Mn)							1.3			
Alkalinity = (Total , Bicarb & Carb)							1.5			

SAMPLER NAME AND SIGNATURE		TEMP in C	Received on Ice (Y/N)	Custody Sealed Cooler (Y/N)	Samples Intact (Y/N)
PRINT Name of SAMPLER:	Erika Valerio, Greg Hopper				
SIGNATURE of SAMPLER:					
DATE Signed:	11-19-21				

Pace Analytical®

SAMPLE CONDITION UPON RECEIPT FORM

Date/Time and Initials of person examining contents: RC 11-9-21 13:22

1. **Courier:** ☐ FED EX ☐ UPS ☐ CLIENT ☑ PACE ☐ USPS ☐ OTHER _____

2. **Custody Seal on Cooler/Box Present:** ☐ Yes ☑ No

(If yes)Seals Intact: ☐ Yes ☐ No **(leave blank if no seals were present)**

3. **Thermometer:** 1 2 3 4 5 6 A B C D E F

4. **Cooler Temperature:** 1.8/1.8 1.3/1.3 1.5/1.5
Temp should be above freezing to 6°C **(Initial/Corrected)**

5. **Packing Material:** ☐ Bubble Wrap ☑ Bubble Bags ☐ None ☐ Other _____

6. **Ice Type:** ☑ Wet ☐ Blue ☐ None

7. **If temp. is over 6°C or under 0°C, was the PM notified?:** ☐ Yes ☐ No

All discrepancies will be written out in the comments section below.

	Yes	No		Yes	No	N/A
USDA Regulated Soils? (HI, ID, NY, WA, OR,CA, NM, TX, OK, AR, LA, TN, AL, MS, NC, SC, GA, FL, or Puerto Rico)		✓	All containers needing acid/base pres. Have been CHECKED?: **exceptions: VOA, coliform, LLHg, O&G, and any container with a septum cap or preserved with HCl.** Circle: **HNO3 (<2) H2SO4 (<2) NaOH (>10) NaOH/ZnAc (>9)** Any non-conformance to pH recommendations will be noted on the container count form	✓		
Short Hold Time Analysis (48 hours or less)? **Analysis:** NO_3	✓					
Time 5035A TC placed in Freezer or Short Holds To Lab	Time: 14:30	✓		Present	Absent	N/A ✓
Rush TAT Requested (4 days or less):	✓		Residual Chlorine Check (SVOC 625 Pest/PCB 608)			✓
Custody Signatures Present?	✓		Residual Chlorine Check (Total/Amenable/Free Cyanide)			✓
Containers Intact?:	✓		Headspace Wisconsin Sulfide?			✓
Sample Label (IDs/Dates/Times) Match COC?: Except TCs, which only require sample ID	✓		Headspace in VOA Vials (>6mm): See Containter Count form for details	Present	Absent ✓	No VOA Vials Sent ✓
Extra labels on Terracore Vials? (soils only)			Trip Blank Present?			
			Trip Blank Custody Seals?:			✓

COMMENTS:

COC PAGE 1 of 1

Sample Container Count

SBS
DI
MeOH (only)
BK
Kit

** Place a RED dot on containers that are out of conformance **

COC Line Item	WGFU	R	DG9H VG9H	VOA VIAL HS (>6mm)	VG9U	DG9U	VG9T	AG0U	AG1H	AG1U	AG2U	AG3S	AG3SF	AG3C	BP1U	BP1N	BP2U	BP3U	BP3N	BP3F	BP3S	BP3B	BP3Z	CG3H	Syringe Kit			Matrix	HNO3/ H2SO4 pH <2	NaOH/ ZNAc pH >9	NaOH pH>10
1												1	1			2	1	2	1	1	1		1					WT	✓	✓	
2																															
3																															
4																															
5																															
6																															
7																															
8																															
9																															
10																															
11																															
12																															

Container Codes

Glass

DG9H	40mL HCl amber voa vial	BG1T	1L Na Thiosulfate clear glass	BP1B	1L NaOH plastic
DG9P	40mL TSP amber vial	BG1U	1L unpreserved glass	BP1N	1L HNO3 plastic
DG9S	40mL H2SO4 amber vial	BG3H	250mL HCl Clear Glass	BP1S	1L H2SO4 plastic
DG9T	40mL Na Thio amber vial	BG3U	250mL Unpres Clear Glass	BP1U	1L unpreserved plastic
DG9U	40mL unpreserved amber vial	AG0U	100mL unpres amber glass	BP1Z	1L NaOH, Zn, Ac
VG9H	40mL HCl clear vial	AG1H	1L HCl amber glass	BP2N	500mL HNO3 plastic
VG9T	40mL Na Thio. clear vial	AG1S	1L H2SO4 amber glass	BP2C	500mL NaOH plastic
VG9U	40mL unpreserved clear vial	AG1T	1L Na Thiosulfate amber glass	BP2S	500mL H2SO4 plastic
I	40mL w/hexane wipe vial	AG1U	1liter unpres amber glass	BP2U	500mL unpreserved plastic
WGKU	8oz unpreserved clear jar	AG2N	500mL HNO3 amber glass	BP2Z	500mL NaOH, Zn Ac
WGFU	4oz clear soil jar	AG2S	500mL H2SO4 amber glass	BP3B	250mL NaOH plastic
JGFU	4oz unpreserved amber wide	AG2U	500mL unpres amber glass	BP3N	250mL HNO3 plastic
CG3H	250mL clear glass HCl	AG3S	250mL H2SO4 amber glass	BP3F	250mL HNO3 plastic-field filtered
BG1H	1L HCl clear glass	AG3SF	250mL H2SO4 amb glass -field filtered	BP3U	250mL unpreserved plastic
BG1S	1L H2SO4 clear glass	AG3U	250mL unpres amber glass	BP3S	250mL H2SO4 plastic
GN	General	AG3C	250mL NaOH amber glass	BP3Z	250mL NaOH, ZnAc plastic

Plastic / Misc.

BP4U	125mL unpreserved plastic
BP4N	125mL HNO3 plastic
BP4S	125mL H2SO4 plastic

Syringe Kit	LL Cr+6 sampling kit

AF	Air Filter
C	Air Cassettes
R	Terracore kit
SP5T	120mL Coliform Na Thiosulfate
U	Summa Can
ZPLC	Ziploc Bag

WT		Water	
SL		Solid	
NAL	OL	Non-aqueous liquid	Oil
WP		Wipe	

Pace Analytical Services, LLC
7726 Moller Road
Indianapolis, IN 46268
(317)228-3100

February 17, 2022

Mr. Mark Breting
ATC Group Services
7988 Centerpoint Drive
Suite 100
Indianapolis, IN 46256

RE: Project: Eagle Valley P1R2
Pace Project No.: 50305337

Dear Mr. Breting:

Enclosed are the analytical results for sample(s) received by the laboratory on November 11, 2021. The results relate only to the samples included in this report. Results reported herein conform to the applicable TNI/NELAC Standards and the laboratory's Quality Manual, where applicable, unless otherwise noted in the body of the report.

The test results provided in this final report were generated by each of the following laboratories within the Pace Network:

- Pace Analytical Services - Indianapolis
- Pace Analytical Services - Greensburg

If you have any questions concerning this report, please feel free to contact me.

Sincerely,

Hayden Putt
hayden.putt@pacelabs.com
(317)228-3145
Project Manager

Enclosures

cc: Mr. Robert Miller, Haley & Aldrich

This report shall not be reproduced, except in full,
without the written consent of Pace Analytical Services, LLC.

Pace Analytical Services, LLC
7726 Moller Road
Indianapolis, IN 46268
(317)228-3100

CERTIFICATIONS

Project: Eagle Valley P1R2
Pace Project No.: 50305337

Pace Analytical Services Pennsylvania

1638 Roseytown Rd Suites 2,3&4, Greensburg, PA 15601
ANAB DOD-ELAP Rad Accreditation #: L2417
Alabama Certification #: 41590
Arizona Certification #: AZ0734
Arkansas Certification
California Certification #: 04222CA
Colorado Certification #: PA01547
Connecticut Certification #: PH-0694
Delaware Certification
EPA Region 4 DW Rad
Florida/TNI Certification #: E87683
Georgia Certification #: C040
Guam Certification
Florida: Cert E871149 SEKS WET
Hawaii Certification
Idaho Certification
Illinois Certification
Indiana Certification
Iowa Certification #: 391
Kansas/TNI Certification #: E-10358
Kentucky Certification #: KY90133
KY WW Permit #: KY0098221
KY WW Permit #: KY0000221
Louisiana DHH/TNI Certification #: LA180012
Louisiana DEQ/TNI Certification #: 4086
Maine Certification #: 2017020
Maryland Certification #: 308
Massachusetts Certification #: M-PA1457
Michigan/PADEP Certification #: 9991
Missouri Certification #: 235
Montana Certification #: Cert0082
Nebraska Certification #: NE-OS-29-14
Nevada Certification #: PA014572018-1
New Hampshire/TNI Certification #: 297617
New Jersey/TNI Certification #: PA051
New Mexico Certification #: PA01457
New York/TNI Certification #: 10888
North Carolina Certification #: 42706
North Dakota Certification #: R-190
Ohio EPA Rad Approval: #41249
Oregon/TNI Certification #: PA200002-010
Pennsylvania/TNI Certification #: 65-00282
Puerto Rico Certification #: PA01457
Rhode Island Certification #: 65-00282
South Dakota Certification
Tennessee Certification #: 02867
Texas/TNI Certification #: T104704188-17-3
Utah/TNI Certification #: PA014572017-9
USDA Soil Permit #: P330-17-00091
Vermont Dept. of Health: ID# VT-0282
Virgin Island/PADEP Certification
Virginia/VELAP Certification #: 460198
Washington Certification #: C868
West Virginia DEP Certification #: 143
West Virginia DHHR Certification #: 9964C
Wisconsin Approve List for Rad
Wyoming Certification #: 8TMS-L

Pace Analytical Services Indianapolis

7726 Moller Road, Indianapolis, IN 46268
Illinois Accreditation #: 200074
Indiana Drinking Water Laboratory #: C-49-06
Kansas/TNI Certification #: E-10177
Kentucky UST Agency Interest #: 80226
Kentucky WW Laboratory ID #: 98019
Michigan Drinking Water Laboratory #9050
Ohio VAP Certified Laboratory #: CL0065
Oklahoma Laboratory #: 9204
Texas Certification #: T104704355
Wisconsin Laboratory #: 999788130
USDA Soil Permit #: P330-19-00257

This report shall not be reproduced, except in full,
without the written consent of Pace Analytical Services, LLC.

Pace Analytical Services, LLC
7726 Moller Road
Indianapolis, IN 46268
(317)228-3100

SAMPLE SUMMARY

Project: Eagle Valley P1R2
Pace Project No.: 50305337

Lab ID	Sample ID	Matrix	Date Collected	Date Received
50302637005	**MW-16I**	Water	11/10/21 09:35	11/11/21 15:15
50302637006	**MW-16D**	Water	11/10/21 11:40	11/11/21 15:15
50302637007	**FB-1**	Water	11/10/21 08:10	11/11/21 15:15
50302637008	**MW-16I MS**	Water	11/10/21 09:35	11/11/21 15:15
50302637009	**MW-16I MSD**	Water	11/10/21 09:35	11/11/21 15:15

This report shall not be reproduced, except in full,
without the written consent of Pace Analytical Services, LLC.

Pace Analytical Services, LLC
7726 Moller Road
Indianapolis, IN 46268
(317)228-3100

SAMPLE ANALYTE COUNT

Project: Eagle Valley P1R2
Pace Project No.: 50305337

Lab ID	Sample ID	Method	Analysts	Analytes Reported	Laboratory
50302637005	**MW-16I**	EPA 9056	RID	3	PASI-I
		EPA 6010	JPK	12	PASI-I
		EPA 6010	JPK	2	PASI-I
		EPA 6020	CAW	4	PASI-I
		EPA 903.1	SLC	1	PASI-PA
		EPA 904.0	VAL	1	PASI-PA
		Total Radium Calculation	JAL	1	PASI-PA
		SM 2320B	SWJ	3	PASI-I
		SM 2540C	OAS	1	PASI-I
		SM 4500-H+B	TKG	1	PASI-I
		SM 4500-S2-D	ZM	1	PASI-I
		EPA 353.2	SKK	2	PASI-I
		SM 5310C	GWA	1	PASI-I
		SM 5310C	GWA	1	PASI-I
50302637006	**MW-16D**	EPA 9056	RID	3	PASI-I
		EPA 6010	JPK	12	PASI-I
		EPA 6010	JPK	2	PASI-I
		EPA 6020	CAW	4	PASI-I
		EPA 903.1	SLC	1	PASI-PA
		EPA 904.0	VAL	1	PASI-PA
		Total Radium Calculation	JAL	1	PASI-PA
		SM 2320B	SWJ	3	PASI-I
		SM 2540C	OAS	1	PASI-I
		SM 4500-H+B	TKG	1	PASI-I
		SM 4500-S2-D	ZM	1	PASI-I
		EPA 353.2	SKK	2	PASI-I
		SM 5310C	GWA	1	PASI-I
		SM 5310C	GWA	1	PASI-I
50302637007	**FB-1**	EPA 9056	RID	3	PASI-I
		EPA 6010	JPK	12	PASI-I
		EPA 6020	CAW	4	PASI-I
		EPA 903.1	SLC	1	PASI-PA
		EPA 904.0	VAL	1	PASI-PA
		Total Radium Calculation	JAL	1	PASI-PA
		SM 2320B	SWJ	3	PASI-I
		SM 2540C	OAS	1	PASI-I
		SM 4500-H+B	TKG	1	PASI-I

REPORT OF LABORATORY ANALYSIS

This report shall not be reproduced, except in full,
without the written consent of Pace Analytical Services, LLC.

Pace Analytical Services, LLC
7726 Moller Road
Indianapolis, IN 46268
(317)228-3100

SAMPLE ANALYTE COUNT

Project: Eagle Valley P1R2
Pace Project No.: 50305337

Lab ID	Sample ID	Method	Analysts	Analytes Reported	Laboratory
		SM 4500-S2-D	ZM	1	PASI-I
		EPA 353.2	SKK	2	PASI-I
		SM 5310C	GWA	1	PASI-I
50302637008	**MW-16I MS**	EPA 903.1	SLC	1	PASI-PA
		EPA 904.0	VAL	1	PASI-PA
50302637009	**MW-16I MSD**	EPA 903.1	SLC	1	PASI-PA
		EPA 904.0	VAL	1	PASI-PA

PASI-I = Pace Analytical Services - Indianapolis
PASI-PA = Pace Analytical Services - Greensburg

This report shall not be reproduced, except in full,
without the written consent of Pace Analytical Services, LLC.

Pace Analytical Services, LLC
7726 Moller Road
Indianapolis, IN 46268
(317)228-3100

SUMMARY OF DETECTION

Project: Eagle Valley P1R2
Pace Project No.: 50305337

Lab Sample ID / Method	Client Sample ID / Parameters	Result	Units	Report Limit	Analyzed	Qualifiers
50302637005	**MW-16I**					
EPA 9056	Chloride	121	mg/L	2.5	11/16/21 02:24	
EPA 9056	Fluoride	0.28	mg/L	0.10	11/16/21 01:35	
EPA 9056	Sulfate	125	mg/L	2.5	11/16/21 02:24	
EPA 6010	Barium	81.7	ug/L	10.0	11/22/21 03:16	
EPA 6010	Boron	358	ug/L	100	11/22/21 03:16	
EPA 6010	Calcium	85100	ug/L	1000	11/22/21 03:16	
EPA 6010	Iron	186	ug/L	100	11/22/21 03:16	
EPA 6010	Lithium	83.0	ug/L	20.0	11/22/21 03:16	
EPA 6010	Magnesium	27700	ug/L	1000	11/22/21 03:16	
EPA 6010	Manganese	110	ug/L	10.0	11/22/21 03:16	
EPA 6010	Molybdenum	86.3	ug/L	10.0	11/22/21 03:16	
EPA 6010	Potassium	8130	ug/L	1000	11/22/21 03:16	
EPA 6010	Silica	11100	ug/L	450	11/22/21 03:16	N2
EPA 6010	Sodium	82600	ug/L	1000	11/22/21 03:16	
EPA 6010	Manganese, Dissolved	108	ug/L	10.0	11/23/21 03:13	
EPA 6010	Molybdenum, Dissolved	81.8	ug/L	10.0	11/23/21 03:13	
EPA 903.1	Radium-226	0.590 ± 0.508 (0.756) C:NA T:88%	pCi/L		12/15/21 16:35	
EPA 904.0	Radium-228	0.399 ± 0.379 (0.773) C:73% T:84%	pCi/L		12/20/21 14:54	
Total Radium Calculation	Total Radium	0.989 ± 0.887 (1.53)	pCi/L		12/21/21 09:26	
SM 2320B	Alkalinity, Total as CaCO3	215	mg/L	2.0	11/17/21 12:02	
SM 2320B	Alkalinity,Bicarbonate (CaCO3)	215	mg/L	2.0	11/17/21 12:02	
SM 2540C	Total Dissolved Solids	582	mg/L	10.0	11/15/21 06:59	
SM 4500-H+B	pH at 25 Degrees C	7.3	Std. Units	0.10	11/15/21 12:33	H3
50302637006	**MW-16D**					
EPA 9056	Chloride	105	mg/L	2.5	11/16/21 03:29	
EPA 9056	Fluoride	0.31	mg/L	0.10	11/16/21 03:12	
EPA 9056	Sulfate	106	mg/L	2.5	11/16/21 03:29	
EPA 6010	Barium	78.0	ug/L	10.0	11/22/21 03:22	
EPA 6010	Boron	270	ug/L	100	11/22/21 03:22	
EPA 6010	Calcium	93200	ug/L	1000	11/22/21 03:22	
EPA 6010	Iron	1400	ug/L	100	11/22/21 03:22	
EPA 6010	Lithium	77.0	ug/L	20.0	11/22/21 03:22	
EPA 6010	Magnesium	23500	ug/L	1000	11/22/21 03:22	
EPA 6010	Manganese	195	ug/L	10.0	11/22/21 03:22	
EPA 6010	Molybdenum	65.9	ug/L	10.0	11/22/21 03:22	
EPA 6010	Potassium	9070	ug/L	1000	11/22/21 03:22	
EPA 6010	Silica	11000	ug/L	450	11/22/21 03:22	N2
EPA 6010	Sodium	69600	ug/L	1000	11/22/21 03:22	
EPA 6010	Manganese, Dissolved	197	ug/L	10.0	11/23/21 03:34	
EPA 6010	Molybdenum, Dissolved	65.5	ug/L	10.0	11/23/21 03:34	

This report shall not be reproduced, except in full,
without the written consent of Pace Analytical Services, LLC.

Pace Analytical Services, LLC
7726 Moller Road
Indianapolis, IN 46268
(317)228-3100

SUMMARY OF DETECTION

Project: Eagle Valley P1R2
Pace Project No.: 50305337

Lab Sample ID / Method	Client Sample ID / Parameters	Result	Units	Report Limit	Analyzed	Qualifiers
50302637006	**MW-16D**					
EPA 6020	Arsenic	3.9	ug/L	1.0	11/14/21 23:35	
EPA 903.1	Radium-226	0.661 ± 0.398 (0.163) C:NA T:89%	pCi/L		12/15/21 16:35	
EPA 904.0	Radium-228	0.301 ± 0.387 (0.824) C:68% T:88%	pCi/L		12/20/21 14:54	
Total Radium Calculation	Total Radium	0.962 ± 0.785 (0.987)	pCi/L		12/21/21 09:26	
SM 2320B	Alkalinity, Total as CaCO3	216	mg/L	2.0	11/17/21 12:02	
SM 2320B	Alkalinity,Bicarbonate (CaCO3)	216	mg/L	2.0	11/17/21 12:02	
SM 2540C	Total Dissolved Solids	553	mg/L	10.0	11/15/21 07:00	
SM 4500-H+B	pH at 25 Degrees C	7.4	Std. Units	0.10	11/15/21 12:39	H3
SM 5310C	Total Organic Carbon	1.1	mg/L	1.0	11/28/21 04:48	
SM 5310C	Dissolved Organic Carbon	1.3	mg/L	1.0	11/29/21 00:51	
50302637007	**FB-1**					
EPA 903.1	Radium-226	0.0520 ± 0.338 (0.681) C:NA T:97%	pCi/L		12/15/21 16:35	
EPA 904.0	Radium-228	0.214 ± 0.342 (0.741) C:69% T:92%	pCi/L		12/20/21 14:54	
Total Radium Calculation	Total Radium	0.266 ± 0.680 (1.42)	pCi/L		12/21/21 09:26	
SM 2320B	Alkalinity, Total as CaCO3	2.9	mg/L	2.0	11/17/21 12:02	
SM 2320B	Alkalinity,Bicarbonate (CaCO3)	2.9	mg/L	2.0	11/17/21 12:02	
SM 4500-H+B	pH at 25 Degrees C	7.6	Std. Units	0.10	11/15/21 14:24	H3
50302637008	**MW-16I MS**					
EPA 903.1	Radium-226	77.19 %REC ± NA (NA) C:NA T:NA%	pCi/L		12/15/21 16:50	
EPA 904.0	Radium-228	96.19 %REC ± NA (NA) C:NA T:NA	pCi/L		12/20/21 14:54	

This report shall not be reproduced, except in full,
without the written consent of Pace Analytical Services, LLC.

Pace Analytical Services, LLC
7726 Moller Road
Indianapolis, IN 46268
(317)228-3100

SUMMARY OF DETECTION

Project: Eagle Valley P1R2
Pace Project No.: 50305337

Lab Sample ID / Method	Client Sample ID / Parameters	Result	Units	Report Limit	Analyzed	Qualifiers
50302637009	**MW-16I MSD**					
EPA 903.1	Radium-226	98.33 %REC 24.09 RPD ± NA (NA) C:NA T:NA%	pCi/L		12/15/21 16:50	
EPA 904.0	Radium-228	103.86 %REC 7.66 RPD ± NA (NA) C:NA T:NA	pCi/L		12/20/21 14:54	

REPORT OF LABORATORY ANALYSIS

This report shall not be reproduced, except in full,
without the written consent of Pace Analytical Services, LLC.

Pace Analytical Services, LLC
7726 Moller Road
Indianapolis, IN 46268
(317)228-3100

ANALYTICAL RESULTS

Project: Eagle Valley P1R2
Pace Project No.: 50305337

Sample: MW-16I **Lab ID: 50302637005** Collected: 11/10/21 09:35 Received: 11/11/21 15:15 Matrix: Water

Parameters	Results	Units	Report Limit	DF	Prepared	Analyzed	CAS No.	Qual
9056 IC Anions	Analytical Method: EPA 9056							
	Pace Analytical Services - Indianapolis							
Chloride	**121**	mg/L	2.5	10		11/16/21 02:24	16887-00-6	
Fluoride	**0.28**	mg/L	0.10	1		11/16/21 01:35	16984-48-8	
Sulfate	**125**	mg/L	2.5	10		11/16/21 02:24	14808-79-8	
6010 MET ICP	Analytical Method: EPA 6010 Preparation Method: EPA 3010							
	Pace Analytical Services - Indianapolis							
Aluminum	ND	ug/L	200	1	11/19/21 06:55	11/22/21 03:16	7429-90-5	
Barium	**81.7**	ug/L	10.0	1	11/19/21 06:55	11/22/21 03:16	7440-39-3	
Boron	**358**	ug/L	100	1	11/19/21 06:55	11/22/21 03:16	7440-42-8	
Calcium	**85100**	ug/L	1000	1	11/19/21 06:55	11/22/21 03:16	7440-70-2	
Iron	**186**	ug/L	100	1	11/19/21 06:55	11/22/21 03:16	7439-89-6	
Lithium	**83.0**	ug/L	20.0	1	11/19/21 06:55	11/22/21 03:16	7439-93-2	
Magnesium	**27700**	ug/L	1000	1	11/19/21 06:55	11/22/21 03:16	7439-95-4	
Manganese	**110**	ug/L	10.0	1	11/19/21 06:55	11/22/21 03:16	7439-96-5	
Molybdenum	**86.3**	ug/L	10.0	1	11/19/21 06:55	11/22/21 03:16	7439-98-7	
Potassium	**8130**	ug/L	1000	1	11/19/21 06:55	11/22/21 03:16	7440-09-7	
Silica	**11100**	ug/L	450	1	11/19/21 06:55	11/22/21 03:16	7631-86-9	N2
Sodium	**82600**	ug/L	1000	1	11/19/21 06:55	11/22/21 03:16	7440-23-5	
6010 MET ICP, Dissolved	Analytical Method: EPA 6010 Preparation Method: EPA 3010							
	Pace Analytical Services - Indianapolis							
Manganese, Dissolved	**108**	ug/L	10.0	1	11/22/21 06:48	11/23/21 03:13	7439-96-5	
Molybdenum, Dissolved	**81.8**	ug/L	10.0	1	11/22/21 06:48	11/23/21 03:13	7439-98-7	
6020 MET ICPMS	Analytical Method: EPA 6020 Preparation Method: EPA 200.2							
	Pace Analytical Services - Indianapolis							
Antimony	ND	ug/L	1.0	1	11/12/21 18:00	11/14/21 23:21	7440-36-0	
Arsenic	ND	ug/L	1.0	1	11/12/21 18:00	11/14/21 23:21	7440-38-2	
Cobalt	ND	ug/L	1.0	1	11/12/21 18:00	11/14/21 23:21	7440-48-4	
Selenium	ND	ug/L	1.0	1	11/12/21 18:00	11/14/21 23:21	7782-49-2	
2320B Alkalinity	Analytical Method: SM 2320B							
	Pace Analytical Services - Indianapolis							
Alkalinity, Total as CaCO3	**215**	mg/L	2.0	1		11/17/21 12:02		
Alkalinity,Bicarbonate (CaCO3)	**215**	mg/L	2.0	1		11/17/21 12:02		
Alkalinity,Carbonate (CaCO3)	ND	mg/L	2.0	1		11/17/21 12:02		
2540C Total Dissolved Solids	Analytical Method: SM 2540C							
	Pace Analytical Services - Indianapolis							
Total Dissolved Solids	**582**	mg/L	10.0	1		11/15/21 06:59		
4500H+ pH, Electrometric	Analytical Method: SM 4500-H+B							
	Pace Analytical Services - Indianapolis							
pH at 25 Degrees C	**7.3**	Std. Units	0.10	1		11/15/21 12:33		H3

REPORT OF LABORATORY ANALYSIS

This report shall not be reproduced, except in full,
without the written consent of Pace Analytical Services, LLC.

Pace Analytical Services, LLC
7726 Moller Road
Indianapolis, IN 46268
(317)228-3100

ANALYTICAL RESULTS

Project: Eagle Valley P1R2
Pace Project No.: 50305337

Sample: MW-16I **Lab ID: 50302637005** Collected: 11/10/21 09:35 Received: 11/11/21 15:15 Matrix: Water

Parameters	Results	Units	Report Limit	DF	Prepared	Analyzed	CAS No.	Qual
4500S2D Sulfide Water	Analytical Method: SM 4500-S2-D Pace Analytical Services - Indianapolis							
Sulfide	ND	mg/L	0.10	1		11/17/21 13:31	18496-25-8	
353.2 Nitrogen, NO2/NO3 unpres	Analytical Method: EPA 353.2 Pace Analytical Services - Indianapolis							
Nitrogen, Nitrate	ND	mg/L	0.10	1		11/11/21 18:23	14797-55-8	
Nitrogen, Nitrite	ND	mg/L	0.10	1		11/11/21 18:23	14797-65-0	
5310C TOC	Analytical Method: SM 5310C Pace Analytical Services - Indianapolis							
Total Organic Carbon	ND	mg/L	1.0	1		11/28/21 03:49	7440-44-0	
5310C Dissolved Organic Carbon	Analytical Method: SM 5310C Pace Analytical Services - Indianapolis							
Dissolved Organic Carbon	ND	mg/L	1.0	1		11/29/21 00:18		

This report shall not be reproduced, except in full,
without the written consent of Pace Analytical Services, LLC.

Pace Analytical Services, LLC
7726 Moller Road
Indianapolis, IN 46268
(317)228-3100

ANALYTICAL RESULTS

Project: Eagle Valley P1R2
Pace Project No.: 50305337

Sample: MW-16D **Lab ID: 50302637006** Collected: 11/10/21 11:40 Received: 11/11/21 15:15 Matrix: Water

Parameters	Results	Units	Report Limit	DF	Prepared	Analyzed	CAS No.	Qual
9056 IC Anions	Analytical Method: EPA 9056							
	Pace Analytical Services - Indianapolis							
Chloride	**105**	mg/L	2.5	10		11/16/21 03:29	16887-00-6	
Fluoride	**0.31**	mg/L	0.10	1		11/16/21 03:12	16984-48-8	
Sulfate	**106**	mg/L	2.5	10		11/16/21 03:29	14808-79-8	
6010 MET ICP	Analytical Method: EPA 6010 Preparation Method: EPA 3010							
	Pace Analytical Services - Indianapolis							
Aluminum	ND	ug/L	200	1	11/19/21 06:55	11/22/21 03:22	7429-90-5	
Barium	**78.0**	ug/L	10.0	1	11/19/21 06:55	11/22/21 03:22	7440-39-3	
Boron	**270**	ug/L	100	1	11/19/21 06:55	11/22/21 03:22	7440-42-8	
Calcium	**93200**	ug/L	1000	1	11/19/21 06:55	11/22/21 03:22	7440-70-2	
Iron	**1400**	ug/L	100	1	11/19/21 06:55	11/22/21 03:22	7439-89-6	
Lithium	**77.0**	ug/L	20.0	1	11/19/21 06:55	11/22/21 03:22	7439-93-2	
Magnesium	**23500**	ug/L	1000	1	11/19/21 06:55	11/22/21 03:22	7439-95-4	
Manganese	**195**	ug/L	10.0	1	11/19/21 06:55	11/22/21 03:22	7439-96-5	
Molybdenum	**65.9**	ug/L	10.0	1	11/19/21 06:55	11/22/21 03:22	7439-98-7	
Potassium	**9070**	ug/L	1000	1	11/19/21 06:55	11/22/21 03:22	7440-09-7	
Silica	**11000**	ug/L	450	1	11/19/21 06:55	11/22/21 03:22	7631-86-9	N2
Sodium	**69600**	ug/L	1000	1	11/19/21 06:55	11/22/21 03:22	7440-23-5	
6010 MET ICP, Dissolved	Analytical Method: EPA 6010 Preparation Method: EPA 3010							
	Pace Analytical Services - Indianapolis							
Manganese, Dissolved	**197**	ug/L	10.0	1	11/22/21 06:48	11/23/21 03:34	7439-96-5	
Molybdenum, Dissolved	**65.5**	ug/L	10.0	1	11/22/21 06:48	11/23/21 03:34	7439-98-7	
6020 MET ICPMS	Analytical Method: EPA 6020 Preparation Method: EPA 200.2							
	Pace Analytical Services - Indianapolis							
Antimony	ND	ug/L	1.0	1	11/12/21 18:00	11/14/21 23:35	7440-36-0	
Arsenic	**3.9**	ug/L	1.0	1	11/12/21 18:00	11/14/21 23:35	7440-38-2	
Cobalt	ND	ug/L	1.0	1	11/12/21 18:00	11/14/21 23:35	7440-48-4	
Selenium	ND	ug/L	1.0	1	11/12/21 18:00	11/14/21 23:35	7782-49-2	
2320B Alkalinity	Analytical Method: SM 2320B							
	Pace Analytical Services - Indianapolis							
Alkalinity, Total as CaCO3	**216**	mg/L	2.0	1		11/17/21 12:02		
Alkalinity,Bicarbonate (CaCO3)	**216**	mg/L	2.0	1		11/17/21 12:02		
Alkalinity,Carbonate (CaCO3)	ND	mg/L	2.0	1		11/17/21 12:02		
2540C Total Dissolved Solids	Analytical Method: SM 2540C							
	Pace Analytical Services - Indianapolis							
Total Dissolved Solids	**553**	mg/L	10.0	1		11/15/21 07:00		
4500H+ pH, Electrometric	Analytical Method: SM 4500-H+B							
	Pace Analytical Services - Indianapolis							
pH at 25 Degrees C	**7.4**	Std. Units	0.10	1		11/15/21 12:39		H3

REPORT OF LABORATORY ANALYSIS

This report shall not be reproduced, except in full,
without the written consent of Pace Analytical Services, LLC.

Pace Analytical Services, LLC
7726 Moller Road
Indianapolis, IN 46268
(317)228-3100

ANALYTICAL RESULTS

Project: Eagle Valley P1R2
Pace Project No.: 50305337

Sample: MW-16D **Lab ID: 50302637006** Collected: 11/10/21 11:40 Received: 11/11/21 15:15 Matrix: Water

Parameters	Results	Units	Report Limit	DF	Prepared	Analyzed	CAS No.	Qual
4500S2D Sulfide Water	Analytical Method: SM 4500-S2-D Pace Analytical Services - Indianapolis							
Sulfide	ND	mg/L	0.10	1		11/17/21 13:31	18496-25-8	
353.2 Nitrogen, NO2/NO3 unpres	Analytical Method: EPA 353.2 Pace Analytical Services - Indianapolis							
Nitrogen, Nitrate	ND	mg/L	0.10	1		11/11/21 18:43	14797-55-8	
Nitrogen, Nitrite	ND	mg/L	0.10	1		11/11/21 18:43	14797-65-0	
5310C TOC	Analytical Method: SM 5310C Pace Analytical Services - Indianapolis							
Total Organic Carbon	**1.1**	mg/L	1.0	1		11/28/21 04:48	7440-44-0	
5310C Dissolved Organic Carbon	Analytical Method: SM 5310C Pace Analytical Services - Indianapolis							
Dissolved Organic Carbon	**1.3**	mg/L	1.0	1		11/29/21 00:51		

REPORT OF LABORATORY ANALYSIS

This report shall not be reproduced, except in full,
without the written consent of Pace Analytical Services, LLC.

Pace Analytical Services, LLC
7726 Moller Road
Indianapolis, IN 46268
(317)228-3100

ANALYTICAL RESULTS

Project: Eagle Valley P1R2
Pace Project No.: 50305337

Sample: FB-1 **Lab ID: 50302637007** Collected: 11/10/21 08:10 Received: 11/11/21 15:15 Matrix: Water

Parameters	Results	Units	Report Limit	DF	Prepared	Analyzed	CAS No.	Qual
9056 IC Anions	Analytical Method: EPA 9056							
	Pace Analytical Services - Indianapolis							
Chloride	ND	mg/L	0.25	1		11/16/21 03:45	16887-00-6	
Fluoride	ND	mg/L	0.10	1		11/16/21 03:45	16984-48-8	
Sulfate	ND	mg/L	0.25	1		11/16/21 03:45	14808-79-8	
6010 MET ICP	Analytical Method: EPA 6010 Preparation Method: EPA 3010							
	Pace Analytical Services - Indianapolis							
Aluminum	ND	ug/L	200	1	11/19/21 06:55	11/22/21 03:24	7429-90-5	
Barium	ND	ug/L	10.0	1	11/19/21 06:55	11/22/21 03:24	7440-39-3	
Boron	ND	ug/L	100	1	11/19/21 06:55	11/22/21 03:24	7440-42-8	
Calcium	ND	ug/L	1000	1	11/19/21 06:55	11/22/21 03:24	7440-70-2	
Iron	ND	ug/L	100	1	11/19/21 06:55	11/22/21 03:24	7439-89-6	
Lithium	ND	ug/L	20.0	1	11/19/21 06:55	11/22/21 03:24	7439-93-2	
Magnesium	ND	ug/L	1000	1	11/19/21 06:55	11/22/21 03:24	7439-95-4	
Manganese	ND	ug/L	10.0	1	11/19/21 06:55	11/22/21 03:24	7439-96-5	
Molybdenum	ND	ug/L	10.0	1	11/19/21 06:55	11/22/21 03:24	7439-98-7	
Potassium	ND	ug/L	1000	1	11/19/21 06:55	11/22/21 03:24	7440-09-7	
Silica	ND	ug/L	450	1	11/19/21 06:55	11/22/21 03:24	7631-86-9	N2
Sodium	ND	ug/L	1000	1	11/19/21 06:55	11/22/21 03:24	7440-23-5	
6020 MET ICPMS	Analytical Method: EPA 6020 Preparation Method: EPA 200.2							
	Pace Analytical Services - Indianapolis							
Antimony	ND	ug/L	1.0	1	11/12/21 18:00	11/14/21 22:48	7440-36-0	
Arsenic	ND	ug/L	1.0	1	11/12/21 18:00	11/14/21 22:48	7440-38-2	
Cobalt	ND	ug/L	1.0	1	11/12/21 18:00	11/14/21 22:48	7440-48-4	
Selenium	ND	ug/L	1.0	1	11/12/21 18:00	11/14/21 22:48	7782-49-2	
2320B Alkalinity	Analytical Method: SM 2320B							
	Pace Analytical Services - Indianapolis							
Alkalinity, Total as CaCO3	**2.9**	mg/L	2.0	1		11/17/21 12:02		
Alkalinity,Bicarbonate (CaCO3)	**2.9**	mg/L	2.0	1		11/17/21 12:02		
Alkalinity,Carbonate (CaCO3)	ND	mg/L	2.0	1		11/17/21 12:02		
2540C Total Dissolved Solids	Analytical Method: SM 2540C							
	Pace Analytical Services - Indianapolis							
Total Dissolved Solids	ND	mg/L	10.0	1		11/15/21 07:00		PL
4500H+ pH, Electrometric	Analytical Method: SM 4500-H+B							
	Pace Analytical Services - Indianapolis							
pH at 25 Degrees C	**7.6**	Std. Units	0.10	1		11/15/21 14:24		H3
4500S2D Sulfide Water	Analytical Method: SM 4500-S2-D							
	Pace Analytical Services - Indianapolis							
Sulfide	ND	mg/L	0.10	1		11/17/21 13:31	18496-25-8	

REPORT OF LABORATORY ANALYSIS

This report shall not be reproduced, except in full,
without the written consent of Pace Analytical Services, LLC.

Pace Analytical Services, LLC
7726 Moller Road
Indianapolis, IN 46268
(317)228-3100

ANALYTICAL RESULTS

Project: Eagle Valley P1R2
Pace Project No.: 50305337

Sample: FB-1 **Lab ID: 50302637007** Collected: 11/10/21 08:10 Received: 11/11/21 15:15 Matrix: Water

Parameters	Results	Units	Report Limit	DF	Prepared	Analyzed	CAS No.	Qual
353.2 Nitrogen, NO2/NO3 unpres	Analytical Method: EPA 353.2 Pace Analytical Services - Indianapolis							
Nitrogen, Nitrate	ND	mg/L	0.10	1		11/11/21 18:21	14797-55-8	
Nitrogen, Nitrite	ND	mg/L	0.10	1		11/11/21 18:21	14797-65-0	
5310C TOC	Analytical Method: SM 5310C Pace Analytical Services - Indianapolis							
Total Organic Carbon	ND	mg/L	1.0	1		11/28/21 05:07	7440-44-0	

REPORT OF LABORATORY ANALYSIS

This report shall not be reproduced, except in full,
without the written consent of Pace Analytical Services, LLC.

Pace Analytical Services, LLC
7726 Moller Road
Indianapolis, IN 46268
(317)228-3100

QUALITY CONTROL DATA

Project: Eagle Valley P1R2
Pace Project No.: 50305337

QC Batch: 650381
QC Batch Method: EPA 9056
Analysis Method: EPA 9056
Analysis Description: 9056 IC Anions
Laboratory: Pace Analytical Services - Indianapolis
Associated Lab Samples: 50302637005, 50302637006, 50302637007

METHOD BLANK: 2997823 Matrix: Water
Associated Lab Samples: 50302637005, 50302637006, 50302637007

Parameter	Units	Blank Result	Reporting Limit	Analyzed	Qualifiers
Chloride	mg/L	ND	0.25	11/17/21 01:09	
Fluoride	mg/L	ND	0.10	11/17/21 01:09	
Sulfate	mg/L	ND	0.25	11/17/21 01:09	

LABORATORY CONTROL SAMPLE: 2997824

Parameter	Units	Spike Conc.	LCS Result	LCS % Rec	% Rec Limits	Qualifiers
Chloride	mg/L	1.2	1.1	90	80-120	
Fluoride	mg/L	0.5	0.44	89	80-120	
Sulfate	mg/L	2.5	2.4	96	80-120	

MATRIX SPIKE & MATRIX SPIKE DUPLICATE: 2997825 2997826

Parameter	Units	50302637005 Result	MS Spike Conc.	MSD Spike Conc.	MS Result	MSD Result	MS % Rec	MSD % Rec	% Rec Limits	RPD	Max RPD	Qual
Chloride	mg/L	121	12.5	12.5	131	129	84	64	80-120	2	15	E,M0
Fluoride	mg/L	0.28	0.5	0.5	0.71	0.71	87	87	80-120	0	15	
Sulfate	mg/L	125	25	25	151	148	103	89	80-120	2	15	

Results presented on this page are in the units indicated by the "Units" column except where an alternate unit is presented to the right of the result.

REPORT OF LABORATORY ANALYSIS

This report shall not be reproduced, except in full,
without the written consent of Pace Analytical Services, LLC.

Pace Analytical Services, LLC
7726 Moller Road
Indianapolis, IN 46268
(317)228-3100

QUALITY CONTROL DATA

Project: Eagle Valley P1R2
Pace Project No.: 50305337

QC Batch: 650866
QC Batch Method: EPA 3010
Analysis Method: EPA 6010
Analysis Description: 6010 MET
Laboratory: Pace Analytical Services - Indianapolis
Associated Lab Samples: 50302637005, 50302637006, 50302637007

METHOD BLANK: 2999770 Matrix: Water
Associated Lab Samples: 50302637005, 50302637006, 50302637007

Parameter	Units	Blank Result	Reporting Limit	Analyzed	Qualifiers
Aluminum	ug/L	ND	200	11/22/21 02:26	
Barium	ug/L	ND	10.0	11/22/21 02:26	
Boron	ug/L	ND	100	11/22/21 02:26	
Calcium	ug/L	ND	1000	11/22/21 02:26	
Iron	ug/L	ND	100	11/22/21 02:26	
Lithium	ug/L	ND	20.0	11/22/21 02:26	
Magnesium	ug/L	ND	1000	11/22/21 02:26	
Manganese	ug/L	ND	10.0	11/22/21 02:26	
Molybdenum	ug/L	ND	10.0	11/22/21 02:26	
Potassium	ug/L	ND	1000	11/22/21 02:26	
Silica	ug/L	ND	450	11/22/21 02:26	N2
Sodium	ug/L	ND	1000	11/22/21 02:26	

LABORATORY CONTROL SAMPLE: 2999771

Parameter	Units	Spike Conc.	LCS Result	LCS % Rec	% Rec Limits	Qualifiers
Aluminum	ug/L	5000	5050	101	80-120	
Barium	ug/L	1000	978	98	80-120	
Boron	ug/L	1000	1050	105	80-120	
Calcium	ug/L	5000	5100	102	80-120	
Iron	ug/L	2500	2470	99	80-120	
Lithium	ug/L	1000	1000	100	80-120	
Magnesium	ug/L	5000	4840	97	80-120	
Manganese	ug/L	1000	963	96	80-120	
Molybdenum	ug/L	1000	1000	100	80-120	
Potassium	ug/L	5000	4940	99	80-120	
Silica	ug/L	5350	4920	92	80-120	N2
Sodium	ug/L	5000	4810	96	80-120	

MATRIX SPIKE & MATRIX SPIKE DUPLICATE: 2999772 2999773

Parameter	Units	50302629005 Result	MS Spike Conc.	MSD Spike Conc.	MS Result	MSD Result	MS % Rec	MSD % Rec	% Rec Limits	RPD	Max RPD	Qual
Aluminum	ug/L	ND	5000	5000	5070	5200	98	101	75-125	3	20	
Barium	ug/L	52.0	1000	1000	1020	1030	97	98	75-125	1	20	
Boron	ug/L	424	1000	1000	1420	1440	100	102	75-125	1	20	
Calcium	ug/L	79300	5000	5000	85500	86400	123	141	75-125	1	20	P6

Results presented on this page are in the units indicated by the "Units" column except where an alternate unit is presented to the right of the result.

REPORT OF LABORATORY ANALYSIS

This report shall not be reproduced, except in full,
without the written consent of Pace Analytical Services, LLC.

Pace Analytical Services, LLC
7726 Moller Road
Indianapolis, IN 46268
(317)228-3100

QUALITY CONTROL DATA

Project: Eagle Valley P1R2
Pace Project No.: 50305337

MATRIX SPIKE & MATRIX SPIKE DUPLICATE: 2999772 2999773

Parameter	Units	50302629005 Result	MS Spike Conc.	MSD Spike Conc.	MS Result	MSD Result	MS % Rec	MSD % Rec	% Rec Limits	RPD	Max RPD	Qual
Iron	ug/L	252	2500	2500	2630	2700	95	98	75-125	2	20	
Lithium	ug/L	ND	1000	1000	1050	1060	104	105	75-125	1	20	
Magnesium	ug/L	19400	5000	5000	24400	24800	100	109	75-125	2	20	
Manganese	ug/L	ND	1000	1000	929	955	92	95	75-125	3	20	
Molybdenum	ug/L	ND	1000	1000	988	1010	99	101	75-125	2	20	
Potassium	ug/L	2150	5000	5000	7430	7560	105	108	75-125	2	20	
Silica	ug/L	10500	5350	5350	15700	13800	97	63	75-125	12	20	N2
Sodium	ug/L	28800	5000	5000	34700	34400	118	113	75-125	1	20	

MATRIX SPIKE & MATRIX SPIKE DUPLICATE: 2999774 2999775

Parameter	Units	50302637005 Result	MS Spike Conc.	MSD Spike Conc.	MS Result	MSD Result	MS % Rec	MSD % Rec	% Rec Limits	RPD	Max RPD	Qual
Aluminum	ug/L	ND	5000	5000	5050	5060	99	99	75-125	0	20	
Barium	ug/L	81.7	1000	1000	1030	1040	95	95	75-125	0	20	
Boron	ug/L	358	1000	1000	1360	1350	100	99	75-125	1	20	
Calcium	ug/L	85100	5000	5000	89600	90800	91	114	75-125	1	20	
Iron	ug/L	186	2500	2500	2620	2600	97	97	75-125	1	20	
Lithium	ug/L	83.0	1000	1000	1130	1130	105	105	75-125	0	20	
Magnesium	ug/L	27700	5000	5000	32400	33000	94	105	75-125	2	20	
Manganese	ug/L	110	1000	1000	1050	1050	94	94	75-125	0	20	
Molybdenum	ug/L	86.3	1000	1000	1080	1070	99	99	75-125	1	20	
Potassium	ug/L	8130	5000	5000	13400	13600	105	110	75-125	2	20	
Silica	ug/L	11100	5350	5350	15400	14000	80	54	75-125	9	20	N2
Sodium	ug/L	82600	5000	5000	86200	88000	72	108	75-125	2	20	P6

Results presented on this page are in the units indicated by the "Units" column except where an alternate unit is presented to the right of the result.

REPORT OF LABORATORY ANALYSIS

This report shall not be reproduced, except in full,
without the written consent of Pace Analytical Services, LLC.

Pace Analytical Services, LLC
7726 Moller Road
Indianapolis, IN 46268
(317)228-3100

QUALITY CONTROL DATA

Project: Eagle Valley P1R2
Pace Project No.: 50305337

QC Batch: 651286
QC Batch Method: EPA 3010
Analysis Method: EPA 6010
Analysis Description: 6010 MET Dissolved
Laboratory: Pace Analytical Services - Indianapolis
Associated Lab Samples: 50302637005, 50302637006

METHOD BLANK: 3001676 Matrix: Water
Associated Lab Samples: 50302637005, 50302637006

Parameter	Units	Blank Result	Reporting Limit	Analyzed	Qualifiers
Manganese, Dissolved	ug/L	ND	10.0	11/23/21 02:32	
Molybdenum, Dissolved	ug/L	ND	10.0	11/23/21 02:32	

LABORATORY CONTROL SAMPLE: 3001677

Parameter	Units	Spike Conc.	LCS Result	LCS % Rec	% Rec Limits	Qualifiers
Manganese, Dissolved	ug/L	1000	975	98	80-120	
Molybdenum, Dissolved	ug/L	1000	945	94	80-120	

MATRIX SPIKE & MATRIX SPIKE DUPLICATE: 3001678 3001679

Parameter	Units	50302629005 Result	MS Spike Conc.	MSD Spike Conc.	MS Result	MSD Result	MS % Rec	MSD % Rec	% Rec Limits	RPD	Max RPD	Qual
Manganese, Dissolved	ug/L	ND	1000	1000	942	958	94	95	75-125	2	20	
Molybdenum, Dissolved	ug/L	ND	1000	1000	948	969	95	97	75-125	2	20	

MATRIX SPIKE & MATRIX SPIKE DUPLICATE: 3001680 3001681

Parameter	Units	50302637005 Result	MS Spike Conc.	MSD Spike Conc.	MS Result	MSD Result	MS % Rec	MSD % Rec	% Rec Limits	RPD	Max RPD	Qual
Manganese, Dissolved	ug/L	108	1000	1000	1040	1110	94	100	75-125	6	20	
Molybdenum, Dissolved	ug/L	81.8	1000	1000	1040	1040	96	95	75-125	0	20	

Results presented on this page are in the units indicated by the "Units" column except where an alternate unit is presented to the right of the result.

REPORT OF LABORATORY ANALYSIS

This report shall not be reproduced, except in full,
without the written consent of Pace Analytical Services, LLC.

Pace Analytical Services, LLC
7726 Moller Road
Indianapolis, IN 46268
(317)228-3100

QUALITY CONTROL DATA

Project: Eagle Valley P1R2
Pace Project No.: 50305337

QC Batch: 650127
QC Batch Method: EPA 200.2
Analysis Method: EPA 6020
Analysis Description: 6020 MET
Laboratory: Pace Analytical Services - Indianapolis
Associated Lab Samples: 50302637005, 50302637006, 50302637007

METHOD BLANK: 2996438 Matrix: Water
Associated Lab Samples: 50302637005, 50302637006, 50302637007

Parameter	Units	Blank Result	Reporting Limit	Analyzed	Qualifiers
Antimony	ug/L	ND	1.0	11/14/21 20:58	
Arsenic	ug/L	ND	1.0	11/14/21 20:58	
Cobalt	ug/L	ND	1.0	11/14/21 20:58	
Selenium	ug/L	ND	1.0	11/14/21 20:58	

LABORATORY CONTROL SAMPLE: 2996439

Parameter	Units	Spike Conc.	LCS Result	LCS % Rec	% Rec Limits	Qualifiers
Antimony	ug/L	40	38.9	97	80-120	
Arsenic	ug/L	40	35.3	88	80-120	
Cobalt	ug/L	40	37.5	94	80-120	
Selenium	ug/L	40	35.5	89	80-120	

MATRIX SPIKE & MATRIX SPIKE DUPLICATE: 2996440 2996441

Parameter	Units	50301772001 Result	MS Spike Conc.	MSD Spike Conc.	MS Result	MSD Result	MS % Rec	MSD % Rec	% Rec Limits	RPD	Max RPD	Qual
Antimony	ug/L	ND	40	40	39.7	39.1	99	97	75-125	2	20	
Arsenic	ug/L	0.011 mg/L	40	40	45.5	45.5	86	86	75-125	0	20	
Cobalt	ug/L	ND	40	40	35.4	35.6	88	88	75-125	1	20	
Selenium	ug/L	ND	40	40	34.8	35.1	87	88	75-125	1	20	

MATRIX SPIKE & MATRIX SPIKE DUPLICATE: 2996442 2996443

Parameter	Units	50302637005 Result	MS Spike Conc.	MSD Spike Conc.	MS Result	MSD Result	MS % Rec	MSD % Rec	% Rec Limits	RPD	Max RPD	Qual
Antimony	ug/L	ND	40	40	39.4	40.4	98	101	75-125	2	20	
Arsenic	ug/L	ND	40	40	34.7	34.4	85	85	75-125	1	20	
Cobalt	ug/L	ND	40	40	34.6	35.1	85	86	75-125	1	20	
Selenium	ug/L	ND	40	40	34.7	34.9	86	87	75-125	1	20	

Results presented on this page are in the units indicated by the "Units" column except where an alternate unit is presented to the right of the result.

REPORT OF LABORATORY ANALYSIS

This report shall not be reproduced, except in full,
without the written consent of Pace Analytical Services, LLC.

Pace Analytical Services, LLC
7726 Moller Road
Indianapolis, IN 46268
(317)228-3100

QUALITY CONTROL DATA

Project: Eagle Valley P1R2
Pace Project No.: 50305337

QC Batch: 650884
QC Batch Method: SM 2320B
Analysis Method: SM 2320B
Analysis Description: 2320B Alkalinity
Laboratory: Pace Analytical Services - Indianapolis
Associated Lab Samples: 50302637005, 50302637006, 50302637007

METHOD BLANK: 2999817 Matrix: Water
Associated Lab Samples: 50302637005, 50302637006, 50302637007

Parameter	Units	Blank Result	Reporting Limit	Analyzed	Qualifiers
Alkalinity, Total as CaCO3	mg/L	ND	2.0	11/17/21 12:02	
Alkalinity,Bicarbonate (CaCO3)	mg/L	ND	2.0	11/17/21 12:02	
Alkalinity,Carbonate (CaCO3)	mg/L	ND	2.0	11/17/21 12:02	

LABORATORY CONTROL SAMPLE: 2999818

Parameter	Units	Spike Conc.	LCS Result	LCS % Rec	% Rec Limits	Qualifiers
Alkalinity, Total as CaCO3	mg/L	50	49.2	98	90-110	

SAMPLE DUPLICATE: 2999819

Parameter	Units	50302535001 Result	Dup Result	RPD	Max RPD	Qualifiers
Alkalinity, Total as CaCO3	mg/L	329	372	12	20	
Alkalinity,Bicarbonate (CaCO3)	mg/L	329	372	12	20	
Alkalinity,Carbonate (CaCO3)	mg/L	ND	ND		20	

SAMPLE DUPLICATE: 2999820

Parameter	Units	50302637005 Result	Dup Result	RPD	Max RPD	Qualifiers
Alkalinity, Total as CaCO3	mg/L	215	219	2	20	
Alkalinity,Bicarbonate (CaCO3)	mg/L	215	219	2	20	
Alkalinity,Carbonate (CaCO3)	mg/L	ND	ND		20	

Results presented on this page are in the units indicated by the "Units" column except where an alternate unit is presented to the right of the result.

REPORT OF LABORATORY ANALYSIS

This report shall not be reproduced, except in full,
without the written consent of Pace Analytical Services, LLC.

Pace Analytical Services, LLC
7726 Moller Road
Indianapolis, IN 46268
(317)228-3100

QUALITY CONTROL DATA

Project: Eagle Valley P1R2
Pace Project No.: 50305337

QC Batch: 650318 | Analysis Method: SM 2540C
QC Batch Method: SM 2540C | Analysis Description: 2540C Total Dissolved Solids
Laboratory: Pace Analytical Services - Indianapolis
Associated Lab Samples: 50302637005, 50302637006, 50302637007

METHOD BLANK: 2997684 Matrix: Water
Associated Lab Samples: 50302637005, 50302637006, 50302637007

Parameter	Units	Blank Result	Reporting Limit	Analyzed	Qualifiers
Total Dissolved Solids	mg/L	ND	10.0	11/15/21 06:58	

LABORATORY CONTROL SAMPLE: 2997685

Parameter	Units	Spike Conc.	LCS Result	LCS % Rec	% Rec Limits	Qualifiers
Total Dissolved Solids	mg/L	300	298	99	80-120	

SAMPLE DUPLICATE: 2997686

Parameter	Units	50302637003 Result	Dup Result	RPD	Max RPD	Qualifiers
Total Dissolved Solids	mg/L	738	722	2	10	

SAMPLE DUPLICATE: 2997687

Parameter	Units	50302637005 Result	Dup Result	RPD	Max RPD	Qualifiers
Total Dissolved Solids	mg/L	582	572	2	10	

Results presented on this page are in the units indicated by the "Units" column except where an alternate unit is presented to the right of the result.

REPORT OF LABORATORY ANALYSIS

This report shall not be reproduced, except in full,
without the written consent of Pace Analytical Services, LLC.

Pace Analytical Services, LLC
7726 Moller Road
Indianapolis, IN 46268
(317)228-3100

QUALITY CONTROL DATA

Project: Eagle Valley P1R2
Pace Project No.: 50305337

QC Batch: 650491
QC Batch Method: SM 4500-H+B
Analysis Method: SM 4500-H+B
Analysis Description: 4500H+B pH
Laboratory: Pace Analytical Services - Indianapolis

Associated Lab Samples: 50302637005, 50302637006

SAMPLE DUPLICATE: 2998180

Parameter	Units	50302637005 Result	Dup Result	RPD	Max RPD	Qualifiers
pH at 25 Degrees C	Std. Units	7.3	7.4	1	2	H3

SAMPLE DUPLICATE: 2998181

Parameter	Units	50302629005 Result	Dup Result	RPD	Max RPD	Qualifiers
pH at 25 Degrees C	Std. Units	7.3	7.3	0	2	H3

Results presented on this page are in the units indicated by the "Units" column except where an alternate unit is presented to the right of the result.

REPORT OF LABORATORY ANALYSIS

This report shall not be reproduced, except in full,
without the written consent of Pace Analytical Services, LLC.

Pace Analytical Services, LLC
7726 Moller Road
Indianapolis, IN 46268
(317)228-3100

QUALITY CONTROL DATA

Project: Eagle Valley P1R2
Pace Project No.: 50305337

QC Batch: 650513
QC Batch Method: SM 4500-H+B
Analysis Method: SM 4500-H+B
Analysis Description: 4500H+B pH
Laboratory: Pace Analytical Services - Indianapolis

Associated Lab Samples: 50302637007

SAMPLE DUPLICATE: 2998258

Parameter	Units	50301939027 Result	Dup Result	RPD	Max RPD	Qualifiers
pH at 25 Degrees C	Std. Units	6.9	6.9	0	2	H3

SAMPLE DUPLICATE: 2998259

Parameter	Units	50302631006 Result	Dup Result	RPD	Max RPD	Qualifiers
pH at 25 Degrees C	Std. Units	6.3	6.4	1	2	H3

Results presented on this page are in the units indicated by the "Units" column except where an alternate unit is presented to the right of the result.

REPORT OF LABORATORY ANALYSIS

This report shall not be reproduced, except in full,
without the written consent of Pace Analytical Services, LLC.

Pace Analytical Services, LLC
7726 Moller Road
Indianapolis, IN 46268
(317)228-3100

QUALITY CONTROL DATA

Project: Eagle Valley P1R2
Pace Project No.: 50305337

QC Batch: 650898
QC Batch Method: SM 4500-S2-D
Analysis Method: SM 4500-S2-D
Analysis Description: 4500S2D Sulfide Water
Laboratory: Pace Analytical Services - Indianapolis
Associated Lab Samples: 50302637005, 50302637006, 50302637007

METHOD BLANK: 2999876 Matrix: Water
Associated Lab Samples: 50302637005, 50302637006, 50302637007

Parameter	Units	Blank Result	Reporting Limit	Analyzed	Qualifiers
Sulfide	mg/L	ND	0.10	11/17/21 13:31	

LABORATORY CONTROL SAMPLE: 2999877

Parameter	Units	Spike Conc.	LCS Result	LCS % Rec	% Rec Limits	Qualifiers
Sulfide	mg/L	0.5	0.52	104	90-110	

MATRIX SPIKE & MATRIX SPIKE DUPLICATE: 2999878 2999879

Parameter	Units	50302637005 Result	MS Spike Conc.	MSD Spike Conc.	MS Result	MSD Result	MS % Rec	MSD % Rec	% Rec Limits	RPD	Max RPD	Qual
Sulfide	mg/L	ND	0.5	0.5	0.45	0.44	89	86	90-110	4	20	M3

MATRIX SPIKE SAMPLE: 2999880

Parameter	Units	50302714001 Result	Spike Conc.	MS Result	MS % Rec	% Rec Limits	Qualifiers
Sulfide	mg/L	ND	0.5	0.18	36	90-110	M0

Results presented on this page are in the units indicated by the "Units" column except where an alternate unit is presented to the right of the result.

REPORT OF LABORATORY ANALYSIS

This report shall not be reproduced, except in full,
without the written consent of Pace Analytical Services, LLC.

Pace Analytical Services, LLC
7726 Moller Road
Indianapolis, IN 46268
(317)228-3100

QUALITY CONTROL DATA

Project: Eagle Valley P1R2
Pace Project No.: 50305337

QC Batch: 649952
QC Batch Method: EPA 353.2
Analysis Method: EPA 353.2
Analysis Description: 353.2 Nitrate + Nitrite, Unpres.
Laboratory: Pace Analytical Services - Indianapolis
Associated Lab Samples: 50302637005, 50302637006, 50302637007

METHOD BLANK: 2995335 Matrix: Water
Associated Lab Samples: 50302637005, 50302637006, 50302637007

Parameter	Units	Blank Result	Reporting Limit	Analyzed	Qualifiers
Nitrogen, Nitrate	mg/L	ND	0.10	11/11/21 18:15	
Nitrogen, Nitrite	mg/L	ND	0.10	11/11/21 18:15	

LABORATORY CONTROL SAMPLE: 2995336

Parameter	Units	Spike Conc.	LCS Result	LCS % Rec	% Rec Limits	Qualifiers
Nitrogen, Nitrate	mg/L	1	1.0	103	90-110	
Nitrogen, Nitrite	mg/L	1	1.1	107	90-110	

MATRIX SPIKE & MATRIX SPIKE DUPLICATE: 2995337 2995338

Parameter	Units	50302629005 Result	MS Spike Conc.	MSD Spike Conc.	MS Result	MSD Result	MS % Rec	MSD % Rec	% Rec Limits	RPD	Max RPD	Qual
Nitrogen, Nitrate	mg/L	0.75	1	1	1.8	1.9	110	112	90-110	1	20	
Nitrogen, Nitrite	mg/L	ND	1	1	1.1	1.1	113	113	90-110	0	20	M3

MATRIX SPIKE & MATRIX SPIKE DUPLICATE: 2995396 2995397

Parameter	Units	50302637005 Result	MS Spike Conc.	MSD Spike Conc.	MS Result	MSD Result	MS % Rec	MSD % Rec	% Rec Limits	RPD	Max RPD	Qual
Nitrogen, Nitrate	mg/L	ND	1	1	1.1	1.1	106	108	90-110	2	20	
Nitrogen, Nitrite	mg/L	ND	1	1	1.1	1.1	111	111	90-110	0	20	M3

Results presented on this page are in the units indicated by the "Units" column except where an alternate unit is presented to the right of the result.

REPORT OF LABORATORY ANALYSIS

This report shall not be reproduced, except in full,
without the written consent of Pace Analytical Services, LLC.

Pace Analytical Services, LLC
7726 Moller Road
Indianapolis, IN 46268
(317)228-3100

QUALITY CONTROL DATA

Project: Eagle Valley P1R2
Pace Project No.: 50305337

QC Batch: 652580
QC Batch Method: SM 5310C
Analysis Method: SM 5310C
Analysis Description: 5310C Total Organic Carbon
Laboratory: Pace Analytical Services - Indianapolis
Associated Lab Samples: 50302637005, 50302637006, 50302637007

METHOD BLANK: 3007515 Matrix: Water
Associated Lab Samples: 50302637005, 50302637006, 50302637007

Parameter	Units	Blank Result	Reporting Limit	Analyzed	Qualifiers
Total Organic Carbon	mg/L	ND	1.0	11/27/21 20:52	

LABORATORY CONTROL SAMPLE: 3007516

Parameter	Units	Spike Conc.	LCS Result	LCS % Rec	% Rec Limits	Qualifiers
Total Organic Carbon	mg/L	10	9.6	96	90-110	

MATRIX SPIKE & MATRIX SPIKE DUPLICATE: 3007517 3007518

Parameter	Units	50302629005 Result	MS Spike Conc.	MSD Spike Conc.	MS Result	MSD Result	MS % Rec	MSD % Rec	% Rec Limits	RPD	Max RPD	Qual
Total Organic Carbon	mg/L	ND	10	10	10.5	10.2	99	96	80-120	3	20	

MATRIX SPIKE & MATRIX SPIKE DUPLICATE: 3007519 3007520

Parameter	Units	50302637005 Result	MS Spike Conc.	MSD Spike Conc.	MS Result	MSD Result	MS % Rec	MSD % Rec	% Rec Limits	RPD	Max RPD	Qual
Total Organic Carbon	mg/L	ND	10	10	10.6	10.5	96	95	80-120	1	20	

Results presented on this page are in the units indicated by the "Units" column except where an alternate unit is presented to the right of the result.

REPORT OF LABORATORY ANALYSIS

This report shall not be reproduced, except in full,
without the written consent of Pace Analytical Services, LLC.

Pace Analytical Services, LLC
7726 Moller Road
Indianapolis, IN 46268
(317)228-3100

QUALITY CONTROL DATA

Project: Eagle Valley P1R2
Pace Project No.: 50305337

QC Batch: 652604
QC Batch Method: SM 5310C
Analysis Method: SM 5310C
Analysis Description: 5310C Dissolved Organic Carbon
Laboratory: Pace Analytical Services - Indianapolis
Associated Lab Samples: 50302637005, 50302637006

METHOD BLANK: 3007560 Matrix: Water
Associated Lab Samples: 50302637005, 50302637006

Parameter	Units	Blank Result	Reporting Limit	Analyzed	Qualifiers
Dissolved Organic Carbon	mg/L	ND	1.0	11/28/21 20:24	

LABORATORY CONTROL SAMPLE: 3007561

Parameter	Units	Spike Conc.	LCS Result	LCS % Rec	% Rec Limits	Qualifiers
Dissolved Organic Carbon	mg/L	10	10.3	103	90-110	

MATRIX SPIKE & MATRIX SPIKE DUPLICATE: 3007562 3007563

Parameter	Units	50302629005 Result	MS Spike Conc.	MSD Spike Conc.	MS Result	MSD Result	MS % Rec	MSD % Rec	% Rec Limits	RPD	Max RPD	Qual
Dissolved Organic Carbon	mg/L	ND	10	10	11.1	11.1	104	104	80-120	0	20	

MATRIX SPIKE & MATRIX SPIKE DUPLICATE: 3007564 3007565

Parameter	Units	50302637005 Result	MS Spike Conc.	MSD Spike Conc.	MS Result	MSD Result	MS % Rec	MSD % Rec	% Rec Limits	RPD	Max RPD	Qual
Dissolved Organic Carbon	mg/L	ND	10	10	11.8	11.6	109	107	80-120	2	20	

Results presented on this page are in the units indicated by the "Units" column except where an alternate unit is presented to the right of the result.

REPORT OF LABORATORY ANALYSIS

This report shall not be reproduced, except in full,
without the written consent of Pace Analytical Services, LLC.

Pace Analytical Services, LLC
7726 Moller Road
Indianapolis, IN 46268
(317)228-3100

ANALYTICAL RESULTS - RADIOCHEMISTRY

Project: Eagle Valley P1R2
Pace Project No.: 50305337

Sample: MW-16I **Lab ID: 50302637005** Collected: 11/10/21 09:35 Received: 11/11/21 15:15 Matrix: Water
PWS: Site ID: Sample Type:

Parameters	Method	Act ± Unc (MDC) Carr Trac	Units	Analyzed	CAS No.	Qual
	Pace Analytical Services - Greensburg					
Radium-226	EPA 903.1	**0.590 ± 0.508 (0.756) C:NA T:88%**	pCi/L	12/15/21 16:35	13982-63-3	
	Pace Analytical Services - Greensburg					
Radium-228	EPA 904.0	**0.399 ± 0.379 (0.773) C:73% T:84%**	pCi/L	12/20/21 14:54	15262-20-1	
	Pace Analytical Services - Greensburg					
Total Radium	Total Radium Calculation	**0.989 ± 0.887 (1.53)**	pCi/L	12/21/21 09:26	7440-14-4	

This report shall not be reproduced, except in full,
without the written consent of Pace Analytical Services, LLC.

Pace Analytical Services, LLC
7726 Moller Road
Indianapolis, IN 46268
(317)228-3100

ANALYTICAL RESULTS - RADIOCHEMISTRY

Project: Eagle Valley P1R2
Pace Project No.: 50305337

Sample: MW-16D **Lab ID: 50302637006** Collected: 11/10/21 11:40 Received: 11/11/21 15:15 Matrix: Water
PWS: Site ID: Sample Type:

Parameters	Method	Act ± Unc (MDC) Carr Trac	Units	Analyzed	CAS No.	Qual
	Pace Analytical Services - Greensburg					
Radium-226	EPA 903.1	**0.661 ± 0.398 (0.163) C:NA T:89%**	pCi/L	12/15/21 16:35	13982-63-3	
	Pace Analytical Services - Greensburg					
Radium-228	EPA 904.0	**0.301 ± 0.387 (0.824) C:68% T:88%**	pCi/L	12/20/21 14:54	15262-20-1	
	Pace Analytical Services - Greensburg					
Total Radium	Total Radium Calculation	**0.962 ± 0.785 (0.987)**	pCi/L	12/21/21 09:26	7440-14-4	

This report shall not be reproduced, except in full,
without the written consent of Pace Analytical Services, LLC.

Pace Analytical Services, LLC
7726 Moller Road
Indianapolis, IN 46268
(317)228-3100

ANALYTICAL RESULTS - RADIOCHEMISTRY

Project: Eagle Valley P1R2
Pace Project No.: 50305337

Sample: FB-1 **Lab ID: 50302637007** Collected: 11/10/21 08:10 Received: 11/11/21 15:15 Matrix: Water
PWS: Site ID: Sample Type:

Parameters	Method	Act ± Unc (MDC) Carr Trac	Units	Analyzed	CAS No.	Qual
	Pace Analytical Services - Greensburg					
Radium-226	EPA 903.1	**0.0520 ± 0.338 (0.681) C:NA T:97%**	pCi/L	12/15/21 16:35	13982-63-3	
	Pace Analytical Services - Greensburg					
Radium-228	EPA 904.0	**0.214 ± 0.342 (0.741) C:69% T:92%**	pCi/L	12/20/21 14:54	15262-20-1	
	Pace Analytical Services - Greensburg					
Total Radium	Total Radium Calculation	**0.266 ± 0.680 (1.42)**	pCi/L	12/21/21 09:26	7440-14-4	

This report shall not be reproduced, except in full,
without the written consent of Pace Analytical Services, LLC.

Pace Analytical Services, LLC
7726 Moller Road
Indianapolis, IN 46268
(317)228-3100

ANALYTICAL RESULTS - RADIOCHEMISTRY

Project: Eagle Valley P1R2
Pace Project No.: 50305337

Sample: MW-16I MS **Lab ID: 50302637008** Collected: 11/10/21 09:35 Received: 11/11/21 15:15 Matrix: Water
PWS: Site ID: Sample Type:

Parameters	Method	Act ± Unc (MDC) Carr Trac	Units	Analyzed	CAS No.	Qual
	Pace Analytical Services - Greensburg					
Radium-226	EPA 903.1	**77.19 %REC ± NA (NA) C:NA T:NA%**	pCi/L	12/15/21 16:50	13982-63-3	
	Pace Analytical Services - Greensburg					
Radium-228	EPA 904.0	**96.19 %REC ± NA (NA) C:NA T:NA**	pCi/L	12/20/21 14:54	15262-20-1	

This report shall not be reproduced, except in full,
without the written consent of Pace Analytical Services, LLC.

Pace Analytical Services, LLC
7726 Moller Road
Indianapolis, IN 46268
(317)228-3100

ANALYTICAL RESULTS - RADIOCHEMISTRY

Project: Eagle Valley P1R2
Pace Project No.: 50305337

Sample: MW-16I MSD **Lab ID: 50302637009** Collected: 11/10/21 09:35 Received: 11/11/21 15:15 Matrix: Water
PWS: Site ID: Sample Type:

Parameters	Method	Act ± Unc (MDC) Carr Trac	Units	Analyzed	CAS No.	Qual
	Pace Analytical Services - Greensburg					
Radium-226	EPA 903.1	**98.33 %REC 24.09 RPD ± NA (NA) C:NA T:NA%**	pCi/L	12/15/21 16:50	13982-63-3	
	Pace Analytical Services - Greensburg					
Radium-228	EPA 904.0	**103.86 %REC 7.66 RPD ± NA (NA) C:NA T:NA**	pCi/L	12/20/21 14:54	15262-20-1	

REPORT OF LABORATORY ANALYSIS

This report shall not be reproduced, except in full,
without the written consent of Pace Analytical Services, LLC.

Pace Analytical Services, LLC
7726 Moller Road
Indianapolis, IN 46268
(317)228-3100

QUALITY CONTROL - RADIOCHEMISTRY

Project: Eagle Valley P1R2
Pace Project No.: 50305337

QC Batch: 473919
QC Batch Method: EPA 903.1
Analysis Method: EPA 903.1
Analysis Description: 903.1 Radium-226
Laboratory: Pace Analytical Services - Greensburg
Associated Lab Samples: 50302637005, 50302637006, 50302637007, 50302637008, 50302637009

METHOD BLANK: 2289371 Matrix: Water
Associated Lab Samples: 50302637005, 50302637006, 50302637007, 50302637008, 50302637009

Parameter	Act ± Unc (MDC) Carr Trac	Units	Analyzed	Qualifiers
Radium-226	0.000 ± 0.177 (0.285) C:NA T:96%	pCi/L	12/15/21 16:35	

Results presented on this page are in the units indicated by the "Units" column except where an alternate unit is presented to the right of the result.

REPORT OF LABORATORY ANALYSIS

This report shall not be reproduced, except in full,
without the written consent of Pace Analytical Services, LLC.

Pace Analytical Services, LLC
7726 Moller Road
Indianapolis, IN 46268
(317)228-3100

QUALITY CONTROL - RADIOCHEMISTRY

Project: Eagle Valley P1R2
Pace Project No.: 50305337

QC Batch: 473921
QC Batch Method: EPA 904.0
Analysis Method: EPA 904.0
Analysis Description: 904.0 Radium 228
Laboratory: Pace Analytical Services - Greensburg
Associated Lab Samples: 50302637005, 50302637006, 50302637007, 50302637008, 50302637009

METHOD BLANK: 2289374 Matrix: Water
Associated Lab Samples: 50302637005, 50302637006, 50302637007, 50302637008, 50302637009

Parameter	Act ± Unc (MDC) Carr Trac	Units	Analyzed	Qualifiers
Radium-228	-0.0598 ± 0.264 (0.636) C:79% T:87%	pCi/L	12/20/21 14:47	

Results presented on this page are in the units indicated by the "Units" column except where an alternate unit is presented to the right of the result.

REPORT OF LABORATORY ANALYSIS

This report shall not be reproduced, except in full,
without the written consent of Pace Analytical Services, LLC.

Pace Analytical Services, LLC
7726 Moller Road
Indianapolis, IN 46268
(317)228-3100

QUALIFIERS

Project: Eagle Valley P1R2
Pace Project No.: 50305337

DEFINITIONS

DF - Dilution Factor, if reported, represents the factor applied to the reported data due to dilution of the sample aliquot.

ND - Not Detected at or above adjusted reporting limit.

TNTC - Too Numerous To Count

J - Estimated concentration above the adjusted method detection limit and below the adjusted reporting limit.

MDL - Adjusted Method Detection Limit.

PQL - Practical Quantitation Limit.

RL - Reporting Limit - The lowest concentration value that meets project requirements for quantitative data with known precision and bias for a specific analyte in a specific matrix.

S - Surrogate

1,2-Diphenylhydrazine decomposes to and cannot be separated from Azobenzene using Method 8270. The result for each analyte is a combined concentration.

Consistent with EPA guidelines, unrounded data are displayed and have been used to calculate % recovery and RPD values.

LCS(D) - Laboratory Control Sample (Duplicate)

MS(D) - Matrix Spike (Duplicate)

DUP - Sample Duplicate

RPD - Relative Percent Difference

NC - Not Calculable.

SG - Silica Gel - Clean-Up

U - Indicates the compound was analyzed for, but not detected.

N-Nitrosodiphenylamine decomposes and cannot be separated from Diphenylamine using Method 8270. The result reported for each analyte is a combined concentration.

Reported results are not rounded until the final step prior to reporting. Therefore, calculated parameters that are typically reported as "Total" may vary slightly from the sum of the reported component parameters.

Act - Activity

Unc - Uncertainty: SDWA = 1.96 sigma count uncertainty, all other matrices = Expanded Uncertainty (95% confidence interval). Gamma Spec = Expanded Uncertainty (95.4% Confidence Interval)

(MDC) - Minimum Detectable Concentration

Trac - Tracer Recovery (%)

Carr - Carrier Recovery (%)

Pace Analytical is TNI accredited. Contact your Pace PM for the current list of accredited analytes.

TNI - The NELAC Institute.

ANALYTE QUALIFIERS

E	Analyte concentration exceeded the calibration range. The reported result is estimated.
H3	Sample was received or analysis requested beyond the recognized method holding time.
M0	Matrix spike recovery and/or matrix spike duplicate recovery was outside laboratory control limits.
M3	Matrix spike recovery was outside laboratory control limits due to matrix interferences.
N2	The lab does not hold NELAC/TNI accreditation for this parameter but other accreditations/certifications may apply. A complete list of accreditations/certifications is available upon request.
P6	Matrix spike recovery was outside laboratory control limits due to a parent sample concentration notably higher than the spike level.
PL	The minimum mass of dried residue of 2.5 mg could not be obtained using the routine sample volume of 100 mL.

This report shall not be reproduced, except in full,
without the written consent of Pace Analytical Services, LLC.

Pace Analytical Services, LLC
7726 Moller Road
Indianapolis, IN 46268
(317)228-3100

QUALITY CONTROL DATA CROSS REFERENCE TABLE

Project: Eagle Valley P1R2
Pace Project No.: 50305337

Lab ID	Sample ID	QC Batch Method	QC Batch	Analytical Method	Analytical Batch
50302637005	**MW-16I**	EPA 9056	650381		
50302637006	**MW-16D**	EPA 9056	650381		
50302637007	**FB-1**	EPA 9056	650381		
50302637005	**MW-16I**	EPA 3010	650866	EPA 6010	651850
50302637006	**MW-16D**	EPA 3010	650866	EPA 6010	651850
50302637007	**FB-1**	EPA 3010	650866	EPA 6010	651850
50302637005	**MW-16I**	EPA 3010	651286	EPA 6010	652081
50302637006	**MW-16D**	EPA 3010	651286	EPA 6010	652081
50302637005	**MW-16I**	EPA 200.2	650127	EPA 6020	650258
50302637006	**MW-16D**	EPA 200.2	650127	EPA 6020	650258
50302637007	**FB-1**	EPA 200.2	650127	EPA 6020	650258
50302637005	**MW-16I**	EPA 903.1	473919		
50302637006	**MW-16D**	EPA 903.1	473919		
50302637007	**FB-1**	EPA 903.1	473919		
50302637008	**MW-16I MS**	EPA 903.1	473919		
50302637009	**MW-16I MSD**	EPA 903.1	473919		
50302637005	**MW-16I**	EPA 904.0	473921		
50302637006	**MW-16D**	EPA 904.0	473921		
50302637007	**FB-1**	EPA 904.0	473921		
50302637008	**MW-16I MS**	EPA 904.0	473921		
50302637009	**MW-16I MSD**	EPA 904.0	473921		
50302637005	**MW-16I**	Total Radium Calculation	476968		
50302637006	**MW-16D**	Total Radium Calculation	476968		
50302637007	**FB-1**	Total Radium Calculation	476968		
50302637005	**MW-16I**	SM 2320B	650884		
50302637006	**MW-16D**	SM 2320B	650884		
50302637007	**FB-1**	SM 2320B	650884		
50302637005	**MW-16I**	SM 2540C	650318		
50302637006	**MW-16D**	SM 2540C	650318		
50302637007	**FB-1**	SM 2540C	650318		
50302637005	**MW-16I**	SM 4500-H+B	650491		
50302637006	**MW-16D**	SM 4500-H+B	650491		
50302637007	**FB-1**	SM 4500-H+B	650513		
50302637005	**MW-16I**	SM 4500-S2-D	650898		
50302637006	**MW-16D**	SM 4500-S2-D	650898		
50302637007	**FB-1**	SM 4500-S2-D	650898		
50302637005	**MW-16I**	EPA 353.2	649952		
50302637006	**MW-16D**	EPA 353.2	649952		
50302637007	**FB-1**	EPA 353.2	649952		
50302637005	**MW-16I**	SM 5310C	652580		
50302637006	**MW-16D**	SM 5310C	652580		
50302637007	**FB-1**	SM 5310C	652580		

This report shall not be reproduced, except in full,
without the written consent of Pace Analytical Services, LLC.

Pace Analytical Services, LLC
7726 Moller Road
Indianapolis, IN 46268
(317)228-3100

QUALITY CONTROL DATA CROSS REFERENCE TABLE

Project: Eagle Valley P1R2
Pace Project No.: 50305337

Lab ID	Sample ID	QC Batch Method	QC Batch	Analytical Method	Analytical Batch
50302637005	**MW-16I**	SM 5310C	652604		
50302637006	**MW-16D**	SM 5310C	652604		

This report shall not be reproduced, except in full,
without the written consent of Pace Analytical Services, LLC.

WO# : 50302637

50302637

CHAIN-OF-CUSTODY / Analytical Request Document

The Chain-of-Custody is a LEGAL DOCUMENT. All relevant fields must be completed accurately.

Section A Required Client Information:		Section B Required Project Information:		Section C Invoice Information:	
Company:	ATC Group Services	Report To:	Mark Breting	Attention:	
Address:	7986 Centerpoint Drive	Copy To:		Company Name:	
	Indianapolis, IN 46256			Address:	
Email:	mark.breting@atcassociates.com	Purchase Order #:		Pace Quote:	
Phone:	NONE Fax:	Project Name:	Eagle Valley Profile 1 Report 2	Pace Project Manager:	hayden.putt@pacelabs.com
Requested Due Date:		Project #:		Pace Profile #:	6246 Line 29

Regulatory Agency

State / Location: IN

ITEM #	SAMPLE ID (One Character per box. (A-Z, 0-9 / , -) Sample Ids must be unique)	MATRIX CODE (see valid codes to left)	SAMPLE TYPE (G=GRAB C=COMP)	COLLECTED START DATE	COLLECTED START TIME	COLLECTED END DATE	COLLECTED END TIME	SAMPLE TEMP AT COLLECTION	# OF CONTAINERS	Preservatives: Unpreserved	H2SO4	HNO3	HCl	NaOH + ZnAcetate	Na2S2O3	Methanol	Other	Analyses Test Y/N	TDS/ NO3,NO2-Wet	(Cl, F, SO4) IC	Metals, Total*	Metals Diss. Field Filtered** (Y)	Rad-228	Rad-226	Alkalinity, Ferrous Iron, pH	TOC by 5310C (Y)	DOC by 5310C	Sulfide	Phosphate	Residual Chlorine (Y/N)
13	MW-18S	WT				11/10/21	1210		11	3	3	4		1					X	X	X	X	X	X	X	X	X	X		
14	MW-18I	WT				11/10/21	1113		11	3	3	4		1					X	X	X	X	X	X	X	X	X	X		
15	MW-18D	WT				11/10/21	0957		11	3	3	4		1					X	X	X	X	X	X	X	X	X	X		
16	MW-19S	WT							11	3	3	4		1					X	X	X	X	X	X	X	X	X	X		
17	MW-19I	WT							11	3	3	4		1					X	X	X	X	X	X	X	X	X	X		
18	MW-19D	WT							11	3	3	4		1					X	X	X	X	X	X	X	X	X	X		
19	DUP 2	WT				11/10/21	0000		11	3	3	4		1					X	X	X	X	X	X	X	X	X	X		
20	FIELD BLANK 2	WT							9	2	2	4		1					X	X	X	X	X	X	X	X	X	X		
21	MS 2	WT							11	3	3	4		1					X	X	X	X	X	X	X	X	X	X		
22	MSD 2	WT							11	3	3	4		1					X	X	X	X	X	X	X	X	X	X		
23																														
24																														

MATRIX CODE: Drinking Water DW; Water WT; Waste Water WW; Product P; Soil/Solid SL; Oil OL; Wipe WP; Air AR; Other OT; Tissue TS

ADDITIONAL COMMENTS	RELINQUISHED BY / AFFILIATION	DATE	TIME	ACCEPTED BY / AFFILIATION	DATE	TIME	SAMPLE CONDITIONS
* Metals: 6010 (Al, Ba, B, Fe, Mn, Mo, Ca, Mg, Na, K, Li, SiO2)	Mark Breting/ATC	11/11/21	0840am	pac	11/11	1445	
6020 (Co, As, Se, Sb)	[illegible] ATC	11/11	1515	[illegible]	11/11/21	1515	SEE SCUR
** Dissolved FF 6010 (Mo, Mn)							
Alkalinity = (Total , Bicarb & Carb)							

SAMPLER NAME AND SIGNATURE

PRINT Name of SAMPLER: MARK BRETING

SIGNATURE of SAMPLER: Mark Breting

DATE Signed: 11/11/21

TEMP in C	Received on Ice (Y/N)	Custody Sealed Cooler (Y/N)	Samples Intact (Y/N)

Pace Analytical
WWW.PACELABS.COM

CHAIN-OF-CUSTODY / Analytical Request Document

The Chain-of-Custody is a LEGAL DOCUMENT. All relevant fields must be completed accurately.

Section A Required Client Information:		Section B Required Project Information:		Section C Invoice Information:	
Company:	ATC Group Services	Report To:	Mark Breting	Attention:	
Address:	7988 Centerpoint Drive	Copy To:		Company Name:	
Indianapolis, IN 46256				Address:	
Email:	mark.breting@atcassociates.com	Purchase Order #:		Pace Quote:	
Phone:	NONE Fax:	Project Name:	Eagle Valley Profile 1 Report 2	Pace Project Manager:	hayden.putt@pacelabs.com
Requested Due Date:		Project #:		Pace Profile #:	6246 Line 29

Regulatory Agency:

State / Location: IN

SAMPLE ID
One Character per box.
(A-Z, 0-9 / , -)
Sample Ids must be unique

MATRIX	CODE
Drinking Water	DW
Water	WT
Waste Water	WW
Product	P
Soil/Solid	SL
Oil	OL
Wipe	WP
Air	AR
Other	OT
Tissue	TS

Requested Analysis Filtered (Y/N)

ITEM #	SAMPLE ID	MATRIX CODE (see valid codes to left)	SAMPLE TYPE (G=GRAB C=COMP)	COLLECTED START DATE	COLLECTED START TIME	COLLECTED END DATE	COLLECTED END TIME	SAMPLE TEMP AT COLLECTION	# OF CONTAINERS	Preservatives: Unpreserved	H2SO4	HNO3	HCl	NaOH + ZnAcetate	Na2S2O3	Methanol	Other	Analyses Test Y/N	TDS/ NO3,NO2-Wet	(Cl, F, SO4) IC	Metals, Total*	Metals Diss. Field Filtered**	Rad-228	Rad-226	Alkalinity, Ferrous Iron, pH	TOC by 5310C	DOC by 5310C	Sulfide	Phosphate	Residual Chlorine (Y/N)
																						Y				Y			
13	MW-16I	WT		11/10	935				11	3	3	4		1					X	X	X	X	X	X	X	X	X	X	X	
14	MS-1 (MW-16I)	WT		11/10	935				11	3	3	4		1					X	X	X	X	X	X	X	X	X	X	X	
15	MSD-1 (MW-16I)	WT		11/10	935				11	3	3	4		1					X	X	X	X	X	X	X	X	X	X	X	
16	MW-16D	WT		11/10	1140				11	3	3	4		1					X	X	X	X	X	X	X	X	X	X	X	
17	FB-1	WT		11/10	810				11	3	2	3		1					X	X	X		X	X	X	X	X	X	X	
18		WT							11	3	3	4		1					X	X	X	X	X	X	X	X	X	X	X	
19		WT							11	3	3	4		1					X	X	X	X	X	X	X	X	X	X	X	
20		WT							9	2	2	4		1					X	X	X	X	X	X	X	X	X	X	X	
21		WT							11	3	3	4		1					X	X	X	X	X	X	X	X	X	X	X	
22		WT							11	3	3	4		1					X	X	X	X	X	X	X	X	X	X	X	
23																														
24																														

ADDITIONAL COMMENTS	RELINQUISHED BY / AFFILIATION	DATE	TIME	ACCEPTED BY / AFFILIATION	DATE	TIME	SAMPLE CONDITIONS
* Metals: 6010 (Al, Ba, B, Fe, Mn, Mo, Ca, Mg, Na, K, Li, SiO2)		11/10	1700	pace	11/11	1445	
6020 (Co, As, Se, Sb)	pace	11/11	1515		11/12/21	0515	SEE SCAN
** Dissolved FF 6010 (Mo, Mn)							
Alkalinity = (Total , Bicarb & Carb)							

SAMPLER NAME AND SIGNATURE

PRINT Name of SAMPLER: Bailey Hopper

SIGNATURE of SAMPLER:

DATE Signed: 11/10/21

TEMP in C	Received on Ice (Y/N)	Custody Sealed Cooler (Y/N)	Samples Intact (Y/N)

F-IN-Q-290-rev.21, 02Feb2021

Pace Analytical®

SAMPLE CONDITION UPON RECEIPT FORM

Date/Time and Initials of person examining contents: MR 11/11/21 1555

1. **Courier:** ☐ FED EX ☐ UPS ☐ CLIENT ☑ PACE ☐ USPS ☐ OTHER _____
2. **Custody Seal on Cooler/Box Present:** ☐ Yes ☑ No
   (If yes)Seals Intact: ☐ Yes ☐ No **(leave blank if no seals were present)**
3. **Thermometer:** 1 2 3 4 5 6 A B C D E F
4. **Cooler Temperature:** _____
   Temp should be above freezing to 6°C **(Initial/Corrected)**

5. **Packing Material:** ☐ Bubble Wrap ☑ Bubble Bags ☐ None ☐ Other _____
6. **Ice Type:** ☑ Wet ☐ Blue ☐ None
7. **If temp. is over 6°C or under 0°C, was the PM notified?:** ☐ Yes ☐ No

All discrepancies will be written out in the comments section below.

	Yes	No		Yes	No	N/A
USDA Regulated Soils? (HI, ID, NY, WA, OR,CA, NM, TX, OK, AR, LA, TN, AL, MS, NC, SC, GA, FL, or Puerto Rico)		✓	All containers needing acid/base pres. Have been CHECKED?: **exceptions: VOA, coliform, LLHg, O&G, and any container with a septum cap or preserved with HCl.** **Circle:** ~~HNO3 (<2)~~ ~~H2SO4 (<2)~~ MR ~~NaOH (>10)~~ ~~NaOH/ZnAc (>9)~~ Any non-conformance to pH recommendations will be noted on the container count form	✓		
Short Hold Time Analysis (48 hours or less)? **Analysis:** NO_3	✓					
Time 5035A TC placed in Freezer or Short Holds To Lab	Time: 1600			Present	Absent	N/A
			Residual Chlorine Check (SVOC 625 Pest/PCB 608)			✓
Rush TAT Requested (4 days or less):		✓	Residual Chlorine Check (Total/Amenable/Free Cyanide)			✓
Custody Signatures Present?	✓		Headspace Wisconsin Sulfide?			✓
Containers Intact?:	✓		Headspace in VOA Vials (>6mm): See Containter Count form for details	Present	Absent	No VOA Vials Sent ✓
Sample Label (IDs/Dates/Times) Match COC?: Except TCs, which only require sample ID	✓		Trip Blank Present?		✓	
Extra labels on Terracore Vials? (soils only)		✓	Trip Blank Custody Seals?:		✓	

COMMENTS: 4.0/3.9 1.7/1.6 1.6/1.5 0.8/0.7 1.5/1.4 0.4/0.3 1.2/1.1
Dup-2 BPIN ½ pH 7

per M.Breting, moved 005-009 to project 50305337; 001-004 remain on 50302637/ 121621kj

COC PAGE 1 of 2

Sample Container Count

SBS
DI
MeOH (only)
BK
Kit

** Place a RED dot on containers that are out of conformance **

COC Line Item	WGFU	R	DG9H VG9H	VOA VIAL HS (>6mm)	VG9U	DG9U	VG9T	AG0U	AG1H	AG1U	AG2U	AG3S	AG3SF	AG3C	BP1U	BP1N	BP2U	BP3U	BP3N	BP3F	BP3S	BP3B	BP3Z	CG3H	Syringe Kit			Matrix	HNO3/ H2SO4 pH <2	NaOH/ ZNAc pH >9	NaOH pH>10
1												1	1			2	1	2	1	1	1		1					✓	✓		
2												1	1			1	1	1	1	1	1		1					1	1	1	
3												1	1			1	1	1	1	1	1		1					1	1	1	
4																															
5																															
6																															
7												1	1			2	1	2	1	1	1		1					✓	✓		
8																															
9																															
10																															
11																															
12																															

Container Codes

Glass

DG9H	40mL HCl amber voa vial	BG1T	1L Na Thiosulfate clear glass	BP1B	1L NaOH plastic
DG9P	40mL TSP amber vial	BG1U	1L unpreserved glass	BP1N	1L HNO3 plastic
DG9S	40mL H2SO4 amber vial	BG3H	250mL HCl Clear Glass	BP1S	1L H2SO4 plastic
DG9T	40mL Na Thio amber vial	BG3U	250mL Unpres Clear Glass	BP1U	1L unpreserved plastic
DG9U	40mL unpreserved amber vial	AG0U	100mL unpres amber glass	BP1Z	1L NaOH, Zn, Ac
VG9H	40mL HCl clear vial	AG1H	1L HCl amber glass	BP2N	500mL HNO3 plastic
VG9T	40mL Na Thio. clear vial	AG1S	1L H2SO4 amber glass	BP2C	500mL NaOH plastic
VG9U	40mL unpreserved clear vial	AG1T	1L Na Thiosulfate amber glass	BP2S	500mL H2SO4 plastic
I	40mL w/hexane wipe vial	AG1U	1liter unpres amber glass	BP2U	500mL unpreserved plastic
WGKU	8oz unpreserved clear jar	AG2N	500mL HNO3 amber glass	BP2Z	500mL NaOH, Zn Ac
WGFU	4oz clear soil jar	AG2S	500mL H2SO4 amber glass	BP3B	250mL NaOH plastic
JGFU	4oz unpreserved amber wide	AG2U	500mL unpres amber glass	BP3N	250mL HNO3 plastic
CG3H	250mL clear glass HCl	AG3S	250mL H2SO4 amber glass	BP3F	250mL HNO3 plastic-field filtered
BG1H	1L HCl clear glass	AG3SF	250mL H2SO4 amb glass -field filtered	BP3U	250mL unpreserved plastic
BG1S	1L H2SO4 clear glass	AG3U	250mL unpres amber glass	BP3S	250mL H2SO4 plastic
GN	General	AG3C	250mL NaOH amber glass	BP3Z	250mL NaOH, ZnAc plastic

Plastic / Misc.

BP4U	125mL unpreserved plastic
BP4N	125mL HNO3 plastic
BP4S	125mL H2SO4 plastic

Syringe Kit	LL Cr+6 sampling kit

AF	Air Filter
C	Air Cassettes
R	Terracore kit
SP5T	120mL Coliform Na Thiosulfate
U	Summa Can
ZPLC	Ziploc Bag

WT		Water	
SL		Solid	
NAL	OL	Non-aqueous liquid	Oil
WP		Wipe	

COC PAGE 2 of 2

Sample Container Count

SBS
DI
MeOH (only)
BK
Kit

** Place a RED dot on containers that are out of conformance **

COC Line Item	WGFU	R	DG9H VG9H	VOA VIAL HS (>6mm)	VG9U	DG9U	VG9T	AG0U	AG1H	AG1U	AG2U	AG3S	AG3SF	AG3C	BP1U	BP1N	BP2U	BP3U	BP3N	BP3F	BP3S	BP3B	BP3Z	CG3H	Syringe Kit			Matrix	HNO3/ H2SO4 pH <2	NaOH/ ZNAc pH >9	NaOH pH>10
1												3	3			6	3	6	3	3	1		3					W	✓	✓	
2																															
3																															
4												1	1			2	1	2	1	1	1		1					W	✓	✓	
5												1				2	1	2	1		1		1					W	✓	✓	
6																															
7																															
8																															
9																															
10																															
11																															
12																															

Container Codes

Glass

DG9H	40mL HCl amber voa vial	BG1T	1L Na Thiosulfate clear glass	BP1B	1L NaOH plastic
DG9P	40mL TSP amber vial	BG1U	1L unpreserved glass	BP1N	1L HNO3 plastic
DG9S	40mL H2SO4 amber vial	BG3H	250mL HCl Clear Glass	BP1S	1L H2SO4 plastic
DG9T	40mL Na Thio amber vial	BG3U	250mL Unpres Clear Glass	BP1U	1L unpreserved plastic
DG9U	40mL unpreserved amber vial	AG0U	100mL unpres amber glass	BP1Z	1L NaOH, Zn, Ac
VG9H	40mL HCl clear vial	AG1H	1L HCl amber glass	BP2N	500mL HNO3 plastic
VG9T	40mL Na Thio. clear vial	AG1S	1L H2SO4 amber glass	BP2C	500mL NaOH plastic
VG9U	40mL unpreserved clear vial	AG1T	1L Na Thiosulfate amber glass	BP2S	500mL H2SO4 plastic
I	40mL w/hexane wipe vial	AG1U	1liter unpres amber glass	BP2U	500mL unpreserved plastic
WGKU	8oz unpreserved clear jar	AG2N	500mL HNO3 amber glass	BP2Z	500mL NaOH, Zn Ac
WGFU	4oz clear soil jar	AG2S	500mL H2SO4 amber glass	BP3B	250mL NaOH plastic
JGFU	4oz unpreserved amber wide	AG2U	500mL unpres amber glass	BP3N	250mL HNO3 plastic
CG3H	250mL clear glass HCl	AG3S	250mL H2SO4 amber glass	BP3F	250mL HNO3 plastic-field filtered
BG1H	1L HCl clear glass	AG3SF	250mL H2SO4 amb glass -field filtered	BP3U	250mL unpreserved plastic
BG1S	1L H2SO4 clear glass	AG3U	250mL unpres amber glass	BP3S	250mL H2SO4 plastic
GN	General	AG3C	250mL NaOH amber glass	BP3Z	250mL NaOH, ZnAc plastic

Plastic / Misc.

BP4U	125mL unpreserved plastic
BP4N	125mL HNO3 plastic
BP4S	125mL H2SO4 plastic

Syringe Kit	LL Cr+6 sampling kit

AF	Air Filter
C	Air Cassettes
R	Terracore kit
SP5T	120mL Coliform Na Thiosulfate
U	Summa Can
ZPLC	Ziploc Bag

WT		Water	
SL		Solid	
NAL	OL	Non-aqueous liquid	Oil
WP		Wipe	

Pace Analytical Services, LLC
7726 Moller Road
Indianapolis, IN 46268
(317)228-3100

February 21, 2022

Mr. Mark Breting
ATC Group Services
7988 Centerpoint Drive
Suite 100
Indianapolis, IN 46256

RE: Project: Eagle Valley P1R2
Pace Project No.: 50305349

Dear Mr. Breting:

Enclosed are the analytical results for sample(s) received by the laboratory on November 11, 2021. The results relate only to the samples included in this report. Results reported herein conform to the applicable TNI/NELAC Standards and the laboratory's Quality Manual, where applicable, unless otherwise noted in the body of the report.

The test results provided in this final report were generated by each of the following laboratories within the Pace Network:

- Pace Analytical Services - Indianapolis
- Pace Analytical Services - Greensburg

If you have any questions concerning this report, please feel free to contact me.

Sincerely,

Hayden Putt
hayden.putt@pacelabs.com
(317)228-3145
Project Manager

Enclosures

cc: Mr. Robert Miller, Haley & Aldrich

This report shall not be reproduced, except in full,
without the written consent of Pace Analytical Services, LLC.

Pace Analytical Services, LLC
7726 Moller Road
Indianapolis, IN 46268
(317)228-3100

CERTIFICATIONS

Project: Eagle Valley P1R2
Pace Project No.: 50305349

Pace Analytical Services Pennsylvania

1638 Roseytown Rd Suites 2,3&4, Greensburg, PA 15601
ANAB DOD-ELAP Rad Accreditation #: L2417
Alabama Certification #: 41590
Arizona Certification #: AZ0734
Arkansas Certification
California Certification #: 04222CA
Colorado Certification #: PA01547
Connecticut Certification #: PH-0694
Delaware Certification
EPA Region 4 DW Rad
Florida/TNI Certification #: E87683
Georgia Certification #: C040
Florida: Cert E871149 SEKS WET
Guam Certification
Hawaii Certification
Idaho Certification
Illinois Certification
Indiana Certification
Iowa Certification #: 391
Kansas/TNI Certification #: E-10358
Kentucky Certification #: KY90133
KY WW Permit #: KY0098221
KY WW Permit #: KY0000221
Louisiana DHH/TNI Certification #: LA180012
Louisiana DEQ/TNI Certification #: 4086
Maine Certification #: 2017020
Maryland Certification #: 308
Massachusetts Certification #: M-PA1457
Michigan/PADEP Certification #: 9991
Missouri Certification #: 235
Montana Certification #: Cert0082
Nebraska Certification #: NE-OS-29-14
Nevada Certification #: PA014572018-1
New Hampshire/TNI Certification #: 297617
New Jersey/TNI Certification #: PA051
New Mexico Certification #: PA01457
New York/TNI Certification #: 10888
North Carolina Certification #: 42706
North Dakota Certification #: R-190
Ohio EPA Rad Approval: #41249
Oregon/TNI Certification #: PA200002-010
Pennsylvania/TNI Certification #: 65-00282
Puerto Rico Certification #: PA01457
Rhode Island Certification #: 65-00282
South Dakota Certification
Tennessee Certification #: 02867
Texas/TNI Certification #: T104704188-17-3
Utah/TNI Certification #: PA014572017-9
USDA Soil Permit #: P330-17-00091
Vermont Dept. of Health: ID# VT-0282
Virgin Island/PADEP Certification
Virginia/VELAP Certification #: 460198
Washington Certification #: C868
West Virginia DEP Certification #: 143
West Virginia DHHR Certification #: 9964C
Wisconsin Approve List for Rad
Wyoming Certification #: 8TMS-L

Pace Analytical Services Indianapolis

7726 Moller Road, Indianapolis, IN 46268
Illinois Accreditation #: 200074
Indiana Drinking Water Laboratory #: C-49-06
Kansas/TNI Certification #: E-10177
Kentucky UST Agency Interest #: 80226
Kentucky WW Laboratory ID #: 98019
Michigan Drinking Water Laboratory #9050
Ohio VAP Certified Laboratory #: CL0065
Oklahoma Laboratory #: 9204
Texas Certification #: T104704355
Wisconsin Laboratory #: 999788130
USDA Soil Permit #: P330-19-00257

This report shall not be reproduced, except in full,
without the written consent of Pace Analytical Services, LLC.

Pace Analytical Services, LLC
7726 Moller Road
Indianapolis, IN 46268
(317)228-3100

SAMPLE SUMMARY

Project: Eagle Valley P1R2
Pace Project No.: 50305349

Lab ID	Sample ID	Matrix	Date Collected	Date Received
50302629001	**MW-14S**	Water	11/11/21 09:55	11/11/21 14:00
50302629002	**MW-14I**	Water	11/11/21 10:38	11/11/21 14:00
50302629003	**MW-14D**	Water	11/11/21 11:46	11/11/21 14:00

This report shall not be reproduced, except in full,
without the written consent of Pace Analytical Services, LLC.

Pace Analytical Services, LLC
7726 Moller Road
Indianapolis, IN 46268
(317)228-3100

SAMPLE ANALYTE COUNT

Project: Eagle Valley P1R2
Pace Project No.: 50305349

Lab ID	Sample ID	Method	Analysts	Analytes Reported	Laboratory
50302629001	**MW-14S**	EPA 9056	RID	3	PASI-I
		EPA 6010	JPK	12	PASI-I
		EPA 6010	JPK	2	PASI-I
		EPA 6020	CAW	4	PASI-I
		EPA 903.1	SLC	1	PASI-PA
		EPA 904.0	JC2	1	PASI-PA
		Total Radium Calculation	JAL	1	PASI-PA
		SM 2320B	SWJ	3	PASI-I
		SM 2540C	OAS	1	PASI-I
		SM 4500-H+B	TKG	1	PASI-I
		SM 4500-S2-D	ZM	1	PASI-I
		HACH 8146	ZM	1	PASI-I
		EPA 353.2	SKK	2	PASI-I
		EPA 365.1	GWA	1	PASI-I
		SM 5310C	GWA	1	PASI-I
		SM 5310C	GWA	1	PASI-I
50302629002	**MW-14I**	EPA 9056	RID	3	PASI-I
		EPA 6010	JPK	12	PASI-I
		EPA 6010	JPK	2	PASI-I
		EPA 6020	CAW	4	PASI-I
		EPA 903.1	SLC	1	PASI-PA
		EPA 904.0	JC2	1	PASI-PA
		Total Radium Calculation	JAL	1	PASI-PA
		SM 2320B	SWJ	3	PASI-I
		SM 2540C	OAS	1	PASI-I
		SM 4500-H+B	TKG	1	PASI-I
		SM 4500-S2-D	ZM	1	PASI-I
		HACH 8146	ZM	1	PASI-I
		EPA 353.2	SKK	2	PASI-I
		EPA 365.1	GWA	1	PASI-I
		SM 5310C	GWA	1	PASI-I
		SM 5310C	GWA	1	PASI-I
50302629003	**MW-14D**	EPA 9056	RID	3	PASI-I
		EPA 6010	JPK	12	PASI-I
		EPA 6010	JPK	2	PASI-I
		EPA 6020	CAW	4	PASI-I
		EPA 903.1	SLC	1	PASI-PA

This report shall not be reproduced, except in full,
without the written consent of Pace Analytical Services, LLC.

Pace Analytical Services, LLC
7726 Moller Road
Indianapolis, IN 46268
(317)228-3100

SAMPLE ANALYTE COUNT

Project: Eagle Valley P1R2
Pace Project No.: 50305349

Lab ID	Sample ID	Method	Analysts	Analytes Reported	Laboratory
		EPA 904.0	JC2	1	PASI-PA
		Total Radium Calculation	JAL	1	PASI-PA
		SM 2320B	SWJ	3	PASI-I
		SM 2540C	OAS	1	PASI-I
		SM 4500-H+B	TKG	1	PASI-I
		SM 4500-S2-D	ZM	1	PASI-I
		HACH 8146	ZM	1	PASI-I
		EPA 353.2	SKK	2	PASI-I
		EPA 365.1	GWA	1	PASI-I
		SM 5310C	GWA	1	PASI-I
		SM 5310C	GWA	1	PASI-I

PASI-I = Pace Analytical Services - Indianapolis
PASI-PA = Pace Analytical Services - Greensburg

This report shall not be reproduced, except in full,
without the written consent of Pace Analytical Services, LLC.

Pace Analytical Services, LLC
7726 Moller Road
Indianapolis, IN 46268
(317)228-3100

SUMMARY OF DETECTION

Project: Eagle Valley P1R2
Pace Project No.: 50305349

Lab Sample ID / Method	Client Sample ID / Parameters	Result	Units	Report Limit	Analyzed	Qualifiers
50302629001	**MW-14S**					
EPA 9056	Chloride	7.2	mg/L	0.25	11/14/21 09:56	
EPA 9056	Fluoride	0.13	mg/L	0.10	11/14/21 09:56	
EPA 9056	Sulfate	42.4	mg/L	2.5	11/15/21 22:14	P8
EPA 6010	Aluminum	279	ug/L	200	11/22/21 02:31	
EPA 6010	Barium	30.6	ug/L	10.0	11/22/21 02:31	
EPA 6010	Boron	272	ug/L	100	11/22/21 02:31	
EPA 6010	Calcium	89200	ug/L	1000	11/22/21 02:31	
EPA 6010	Iron	610	ug/L	100	11/22/21 02:31	
EPA 6010	Lithium	20.1	ug/L	20.0	11/22/21 02:31	
EPA 6010	Magnesium	22300	ug/L	1000	11/22/21 02:31	
EPA 6010	Manganese	41.6	ug/L	10.0	11/22/21 02:31	
EPA 6010	Molybdenum	51.3	ug/L	10.0	11/22/21 02:31	
EPA 6010	Potassium	2020	ug/L	1000	11/22/21 02:31	
EPA 6010	Silica	12700	ug/L	450	11/22/21 02:31	N2
EPA 6010	Sodium	8110	ug/L	1000	11/22/21 02:31	
EPA 6010	Molybdenum, Dissolved	49.7	ug/L	10.0	11/23/21 02:34	
EPA 903.1	Radium-226	-0.369 ± 0.344 (0.924) C:NA T:96%	pCi/L		12/23/21 13:01	
EPA 904.0	Radium-228	0.0832 ± 0.381 (0.868) C:67% T:94%	pCi/L		12/29/21 14:55	
Total Radium Calculation	Total Radium	0.0832 ± 0.725 (1.79)	pCi/L		01/04/22 13:13	
SM 2320B	Alkalinity, Total as CaCO3	264	mg/L	2.0	11/17/21 19:37	
SM 2320B	Alkalinity,Bicarbonate (CaCO3)	264	mg/L	2.0	11/17/21 19:37	
SM 2540C	Total Dissolved Solids	329	mg/L	10.0	11/16/21 07:07	
SM 4500-H+B	pH at 25 Degrees C	7.5	Std. Units	0.10	11/18/21 09:29	H3
EPA 353.2	Nitrogen, Nitrate	9.2	mg/L	0.40	11/11/21 19:28	
50302629002	**MW-14I**					
EPA 9056	Chloride	90.7	mg/L	2.5	11/15/21 22:24	P8
EPA 9056	Sulfate	325	mg/L	25.0	11/15/21 22:34	P8
EPA 6010	Barium	26.7	ug/L	10.0	11/22/21 02:33	
EPA 6010	Boron	1950	ug/L	100	11/22/21 02:33	
EPA 6010	Calcium	164000	ug/L	1000	11/22/21 02:33	
EPA 6010	Lithium	33.5	ug/L	20.0	11/22/21 02:33	
EPA 6010	Magnesium	35300	ug/L	1000	11/22/21 02:33	
EPA 6010	Manganese	118	ug/L	10.0	11/22/21 02:33	
EPA 6010	Molybdenum	12.3	ug/L	10.0	11/22/21 02:33	
EPA 6010	Potassium	4420	ug/L	1000	11/22/21 02:33	
EPA 6010	Silica	15400	ug/L	450	11/22/21 02:33	N2
EPA 6010	Sodium	89600	ug/L	1000	11/22/21 02:33	
EPA 6010	Manganese, Dissolved	122	ug/L	10.0	11/23/21 02:36	
EPA 6010	Molybdenum, Dissolved	11.7	ug/L	10.0	11/23/21 02:36	

REPORT OF LABORATORY ANALYSIS

This report shall not be reproduced, except in full,
without the written consent of Pace Analytical Services, LLC.

Pace Analytical Services, LLC
7726 Moller Road
Indianapolis, IN 46268
(317)228-3100

SUMMARY OF DETECTION

Project: Eagle Valley P1R2
Pace Project No.: 50305349

Lab Sample ID / Method	Client Sample ID / Parameters	Result	Units	Report Limit	Analyzed	Qualifiers
50302629002	**MW-14I**					
EPA 903.1	Radium-226	0.291 ± 0.572 (1.03) C:NA T:94%	pCi/L		12/23/21 13:01	
EPA 904.0	Radium-228	0.663 ± 0.440 (0.830) C:65% T:91%	pCi/L		12/29/21 14:55	
Total Radium Calculation	Total Radium	0.954 ± 1.01 (1.86)	pCi/L		01/04/22 13:13	
SM 2320B	Alkalinity, Total as CaCO3	302	mg/L	2.0	11/17/21 19:37	
SM 2320B	Alkalinity,Bicarbonate (CaCO3)	302	mg/L	2.0	11/17/21 19:37	
SM 2540C	Total Dissolved Solids	870	mg/L	20.0	11/16/21 07:07	
SM 4500-H+B	pH at 25 Degrees C	7.3	Std. Units	0.10	11/18/21 09:31	H3
50302629003	**MW-14D**					
EPA 9056	Chloride	96.5	mg/L	2.5	11/15/21 22:44	P8
EPA 9056	Sulfate	217	mg/L	2.5	11/15/21 22:44	P8
EPA 6010	Barium	55.0	ug/L	10.0	11/22/21 02:35	
EPA 6010	Boron	3370	ug/L	100	11/22/21 02:35	
EPA 6010	Calcium	131000	ug/L	1000	11/22/21 02:35	
EPA 6010	Lithium	81.2	ug/L	20.0	11/22/21 02:35	
EPA 6010	Magnesium	30700	ug/L	1000	11/22/21 02:35	
EPA 6010	Molybdenum	86.0	ug/L	10.0	11/22/21 02:35	
EPA 6010	Potassium	4830	ug/L	1000	11/22/21 02:35	
EPA 6010	Silica	14300	ug/L	450	11/22/21 02:35	N2
EPA 6010	Sodium	67300	ug/L	1000	11/22/21 02:35	
EPA 6010	Molybdenum, Dissolved	82.2	ug/L	10.0	11/23/21 02:38	
EPA 903.1	Radium-226	0.140 ± 0.612 (1.16) C:NA T:94%	pCi/L		12/23/21 13:01	
EPA 904.0	Radium-228	0.478 ± 0.440 (0.891) C:64% T:92%	pCi/L		12/29/21 14:55	
Total Radium Calculation	Total Radium	0.618 ± 1.05 (2.05)	pCi/L		01/04/22 13:13	
SM 2320B	Alkalinity, Total as CaCO3	264	mg/L	2.0	11/17/21 19:37	
SM 2320B	Alkalinity,Bicarbonate (CaCO3)	264	mg/L	2.0	11/17/21 19:37	
SM 2540C	Total Dissolved Solids	727	mg/L	10.0	11/16/21 07:07	
SM 4500-H+B	pH at 25 Degrees C	7.4	Std. Units	0.10	11/18/21 09:32	H3
EPA 353.2	Nitrogen, Nitrate	0.83	mg/L	0.10	11/11/21 19:15	

This report shall not be reproduced, except in full,
without the written consent of Pace Analytical Services, LLC.

Pace Analytical Services, LLC
7726 Moller Road
Indianapolis, IN 46268
(317)228-3100

ANALYTICAL RESULTS

Project: Eagle Valley P1R2
Pace Project No.: 50305349

Sample: MW-14S **Lab ID: 50302629001** Collected: 11/11/21 09:55 Received: 11/11/21 14:00 Matrix: Water

Parameters	Results	Units	Report Limit	DF	Prepared	Analyzed	CAS No.	Qual
9056 IC Anions	Analytical Method: EPA 9056							
	Pace Analytical Services - Indianapolis							
Chloride	**7.2**	mg/L	0.25	1		11/14/21 09:56	16887-00-6	
Fluoride	**0.13**	mg/L	0.10	1		11/14/21 09:56	16984-48-8	
Sulfate	**42.4**	mg/L	2.5	10		11/15/21 22:14	14808-79-8	P8
6010 MET ICP	Analytical Method: EPA 6010 Preparation Method: EPA 3010							
	Pace Analytical Services - Indianapolis							
Aluminum	**279**	ug/L	200	1	11/19/21 06:55	11/22/21 02:31	7429-90-5	
Barium	**30.6**	ug/L	10.0	1	11/19/21 06:55	11/22/21 02:31	7440-39-3	
Boron	**272**	ug/L	100	1	11/19/21 06:55	11/22/21 02:31	7440-42-8	
Calcium	**89200**	ug/L	1000	1	11/19/21 06:55	11/22/21 02:31	7440-70-2	
Iron	**610**	ug/L	100	1	11/19/21 06:55	11/22/21 02:31	7439-89-6	
Lithium	**20.1**	ug/L	20.0	1	11/19/21 06:55	11/22/21 02:31	7439-93-2	
Magnesium	**22300**	ug/L	1000	1	11/19/21 06:55	11/22/21 02:31	7439-95-4	
Manganese	**41.6**	ug/L	10.0	1	11/19/21 06:55	11/22/21 02:31	7439-96-5	
Molybdenum	**51.3**	ug/L	10.0	1	11/19/21 06:55	11/22/21 02:31	7439-98-7	
Potassium	**2020**	ug/L	1000	1	11/19/21 06:55	11/22/21 02:31	7440-09-7	
Silica	**12700**	ug/L	450	1	11/19/21 06:55	11/22/21 02:31	7631-86-9	N2
Sodium	**8110**	ug/L	1000	1	11/19/21 06:55	11/22/21 02:31	7440-23-5	
6010 MET ICP, Dissolved	Analytical Method: EPA 6010 Preparation Method: EPA 3010							
	Pace Analytical Services - Indianapolis							
Manganese, Dissolved	ND	ug/L	10.0	1	11/22/21 06:48	11/23/21 02:34	7439-96-5	
Molybdenum, Dissolved	**49.7**	ug/L	10.0	1	11/22/21 06:48	11/23/21 02:34	7439-98-7	
6020 MET ICPMS	Analytical Method: EPA 6020 Preparation Method: EPA 200.2							
	Pace Analytical Services - Indianapolis							
Antimony	ND	ug/L	1.0	1	11/14/21 16:15	11/16/21 04:02	7440-36-0	
Arsenic	ND	ug/L	1.0	1	11/14/21 16:15	11/16/21 04:02	7440-38-2	
Cobalt	ND	ug/L	1.0	1	11/14/21 16:15	11/16/21 04:02	7440-48-4	
Selenium	ND	ug/L	1.0	1	11/14/21 16:15	11/16/21 04:02	7782-49-2	
2320B Alkalinity	Analytical Method: SM 2320B							
	Pace Analytical Services - Indianapolis							
Alkalinity, Total as CaCO3	**264**	mg/L	2.0	1		11/17/21 19:37		
Alkalinity,Bicarbonate (CaCO3)	**264**	mg/L	2.0	1		11/17/21 19:37		
Alkalinity,Carbonate (CaCO3)	ND	mg/L	2.0	1		11/17/21 19:37		
2540C Total Dissolved Solids	Analytical Method: SM 2540C							
	Pace Analytical Services - Indianapolis							
Total Dissolved Solids	**329**	mg/L	10.0	1		11/16/21 07:07		
4500H+ pH, Electrometric	Analytical Method: SM 4500-H+B							
	Pace Analytical Services - Indianapolis							
pH at 25 Degrees C	**7.5**	Std. Units	0.10	1		11/18/21 09:29		H3

REPORT OF LABORATORY ANALYSIS

This report shall not be reproduced, except in full,
without the written consent of Pace Analytical Services, LLC.

Pace Analytical Services, LLC
7726 Moller Road
Indianapolis, IN 46268
(317)228-3100

ANALYTICAL RESULTS

Project: Eagle Valley P1R2
Pace Project No.: 50305349

Sample: MW-14S **Lab ID: 50302629001** Collected: 11/11/21 09:55 Received: 11/11/21 14:00 Matrix: Water

Parameters	Results	Units	Report Limit	DF	Prepared	Analyzed	CAS No.	Qual
4500S2D Sulfide Water	Analytical Method: SM 4500-S2-D Pace Analytical Services - Indianapolis							
Sulfide	ND	mg/L	0.10	1		11/17/21 10:21	18496-25-8	
Iron, Ferrous	Analytical Method: HACH 8146 Pace Analytical Services - Indianapolis							
Iron, Ferrous	ND	mg/L	0.20	1		11/15/21 15:09	15438-31-0	H3,N2
353.2 Nitrogen, NO2/NO3 unpres	Analytical Method: EPA 353.2 Pace Analytical Services - Indianapolis							
Nitrogen, Nitrate	**9.2**	mg/L	0.40	4		11/11/21 19:28	14797-55-8	
Nitrogen, Nitrite	ND	mg/L	0.40	4		11/11/21 19:28	14797-65-0	
365.1 Total Phosphorus	Analytical Method: EPA 365.1 Preparation Method: EPA 365.1 Pace Analytical Services - Indianapolis							
Phosphate as P04	ND	mg/L	0.15	1	11/20/21 06:00	11/28/21 11:05		
5310C TOC	Analytical Method: SM 5310C Pace Analytical Services - Indianapolis							
Total Organic Carbon	ND	mg/L	1.0	1		11/27/21 19:48	7440-44-0	
5310C Dissolved Organic Carbon	Analytical Method: SM 5310C Pace Analytical Services - Indianapolis							
Dissolved Organic Carbon	ND	mg/L	1.0	1		11/28/21 20:55		

REPORT OF LABORATORY ANALYSIS

This report shall not be reproduced, except in full,
without the written consent of Pace Analytical Services, LLC.

Pace Analytical Services, LLC
7726 Moller Road
Indianapolis, IN 46268
(317)228-3100

ANALYTICAL RESULTS

Project: Eagle Valley P1R2
Pace Project No.: 50305349

Sample: MW-14I **Lab ID: 50302629002** Collected: 11/11/21 10:38 Received: 11/11/21 14:00 Matrix: Water

Parameters	Results	Units	Report Limit	DF	Prepared	Analyzed	CAS No.	Qual
9056 IC Anions	Analytical Method: EPA 9056							
	Pace Analytical Services - Indianapolis							
Chloride	**90.7**	mg/L	2.5	10		11/15/21 22:24	16887-00-6	P8
Fluoride	ND	mg/L	0.10	1		11/14/21 10:28	16984-48-8	
Sulfate	**325**	mg/L	25.0	100		11/15/21 22:34	14808-79-8	P8
6010 MET ICP	Analytical Method: EPA 6010 Preparation Method: EPA 3010							
	Pace Analytical Services - Indianapolis							
Aluminum	ND	ug/L	200	1	11/19/21 06:55	11/22/21 02:33	7429-90-5	
Barium	**26.7**	ug/L	10.0	1	11/19/21 06:55	11/22/21 02:33	7440-39-3	
Boron	**1950**	ug/L	100	1	11/19/21 06:55	11/22/21 02:33	7440-42-8	
Calcium	**164000**	ug/L	1000	1	11/19/21 06:55	11/22/21 02:33	7440-70-2	
Iron	ND	ug/L	100	1	11/19/21 06:55	11/22/21 02:33	7439-89-6	
Lithium	**33.5**	ug/L	20.0	1	11/19/21 06:55	11/22/21 02:33	7439-93-2	
Magnesium	**35300**	ug/L	1000	1	11/19/21 06:55	11/22/21 02:33	7439-95-4	
Manganese	**118**	ug/L	10.0	1	11/19/21 06:55	11/22/21 02:33	7439-96-5	
Molybdenum	**12.3**	ug/L	10.0	1	11/19/21 06:55	11/22/21 02:33	7439-98-7	
Potassium	**4420**	ug/L	1000	1	11/19/21 06:55	11/22/21 02:33	7440-09-7	
Silica	**15400**	ug/L	450	1	11/19/21 06:55	11/22/21 02:33	7631-86-9	N2
Sodium	**89600**	ug/L	1000	1	11/19/21 06:55	11/22/21 02:33	7440-23-5	
6010 MET ICP, Dissolved	Analytical Method: EPA 6010 Preparation Method: EPA 3010							
	Pace Analytical Services - Indianapolis							
Manganese, Dissolved	**122**	ug/L	10.0	1	11/22/21 06:48	11/23/21 02:36	7439-96-5	
Molybdenum, Dissolved	**11.7**	ug/L	10.0	1	11/22/21 06:48	11/23/21 02:36	7439-98-7	
6020 MET ICPMS	Analytical Method: EPA 6020 Preparation Method: EPA 200.2							
	Pace Analytical Services - Indianapolis							
Antimony	ND	ug/L	1.0	1	11/14/21 16:15	11/16/21 04:07	7440-36-0	
Arsenic	ND	ug/L	1.0	1	11/14/21 16:15	11/16/21 04:07	7440-38-2	
Cobalt	ND	ug/L	1.0	1	11/14/21 16:15	11/16/21 04:07	7440-48-4	
Selenium	ND	ug/L	1.0	1	11/14/21 16:15	11/16/21 04:07	7782-49-2	
2320B Alkalinity	Analytical Method: SM 2320B							
	Pace Analytical Services - Indianapolis							
Alkalinity, Total as CaCO3	**302**	mg/L	2.0	1		11/17/21 19:37		
Alkalinity,Bicarbonate (CaCO3)	**302**	mg/L	2.0	1		11/17/21 19:37		
Alkalinity,Carbonate (CaCO3)	ND	mg/L	2.0	1		11/17/21 19:37		
2540C Total Dissolved Solids	Analytical Method: SM 2540C							
	Pace Analytical Services - Indianapolis							
Total Dissolved Solids	**870**	mg/L	20.0	1		11/16/21 07:07		
4500H+ pH, Electrometric	Analytical Method: SM 4500-H+B							
	Pace Analytical Services - Indianapolis							
pH at 25 Degrees C	**7.3**	Std. Units	0.10	1		11/18/21 09:31		H3

REPORT OF LABORATORY ANALYSIS

This report shall not be reproduced, except in full,
without the written consent of Pace Analytical Services, LLC.

Pace Analytical Services, LLC
7726 Moller Road
Indianapolis, IN 46268
(317)228-3100

ANALYTICAL RESULTS

Project: Eagle Valley P1R2
Pace Project No.: 50305349

Sample: MW-14I **Lab ID: 50302629002** Collected: 11/11/21 10:38 Received: 11/11/21 14:00 Matrix: Water

Parameters	Results	Units	Report Limit	DF	Prepared	Analyzed	CAS No.	Qual
4500S2D Sulfide Water	Analytical Method: SM 4500-S2-D Pace Analytical Services - Indianapolis							
Sulfide	ND	mg/L	0.10	1		11/17/21 10:21	18496-25-8	
Iron, Ferrous	Analytical Method: HACH 8146 Pace Analytical Services - Indianapolis							
Iron, Ferrous	ND	mg/L	0.20	1		11/15/21 15:10	15438-31-0	H3,N2
353.2 Nitrogen, NO2/NO3 unpres	Analytical Method: EPA 353.2 Pace Analytical Services - Indianapolis							
Nitrogen, Nitrate	ND	mg/L	0.10	1		11/11/21 19:29	14797-55-8	
Nitrogen, Nitrite	ND	mg/L	0.10	1		11/11/21 19:29	14797-65-0	
365.1 Total Phosphorus	Analytical Method: EPA 365.1 Preparation Method: EPA 365.1 Pace Analytical Services - Indianapolis							
Phosphate as P04	ND	mg/L	0.15	1	11/20/21 06:00	11/28/21 11:05		
5310C TOC	Analytical Method: SM 5310C Pace Analytical Services - Indianapolis							
Total Organic Carbon	ND	mg/L	1.0	1		11/27/21 20:14	7440-44-0	
5310C Dissolved Organic Carbon	Analytical Method: SM 5310C Pace Analytical Services - Indianapolis							
Dissolved Organic Carbon	ND	mg/L	1.0	1		11/28/21 21:05		

REPORT OF LABORATORY ANALYSIS

This report shall not be reproduced, except in full,
without the written consent of Pace Analytical Services, LLC.

Pace Analytical Services, LLC
7726 Moller Road
Indianapolis, IN 46268
(317)228-3100

ANALYTICAL RESULTS

Project: Eagle Valley P1R2
Pace Project No.: 50305349

Sample: MW-14D **Lab ID: 50302629003** Collected: 11/11/21 11:46 Received: 11/11/21 14:00 Matrix: Water

Parameters	Results	Units	Report Limit	DF	Prepared	Analyzed	CAS No.	Qual
9056 IC Anions	Analytical Method: EPA 9056							
	Pace Analytical Services - Indianapolis							
Chloride	**96.5**	mg/L	2.5	10		11/15/21 22:44	16887-00-6	P8
Fluoride	ND	mg/L	0.10	1		11/14/21 11:15	16984-48-8	
Sulfate	**217**	mg/L	2.5	10		11/15/21 22:44	14808-79-8	P8
6010 MET ICP	Analytical Method: EPA 6010 Preparation Method: EPA 3010							
	Pace Analytical Services - Indianapolis							
Aluminum	ND	ug/L	200	1	11/19/21 06:55	11/22/21 02:35	7429-90-5	
Barium	**55.0**	ug/L	10.0	1	11/19/21 06:55	11/22/21 02:35	7440-39-3	
Boron	**3370**	ug/L	100	1	11/19/21 06:55	11/22/21 02:35	7440-42-8	
Calcium	**131000**	ug/L	1000	1	11/19/21 06:55	11/22/21 02:35	7440-70-2	
Iron	ND	ug/L	100	1	11/19/21 06:55	11/22/21 02:35	7439-89-6	
Lithium	**81.2**	ug/L	20.0	1	11/19/21 06:55	11/22/21 02:35	7439-93-2	
Magnesium	**30700**	ug/L	1000	1	11/19/21 06:55	11/22/21 02:35	7439-95-4	
Manganese	ND	ug/L	10.0	1	11/19/21 06:55	11/22/21 02:35	7439-96-5	
Molybdenum	**86.0**	ug/L	10.0	1	11/19/21 06:55	11/22/21 02:35	7439-98-7	
Potassium	**4830**	ug/L	1000	1	11/19/21 06:55	11/22/21 02:35	7440-09-7	
Silica	**14300**	ug/L	450	1	11/19/21 06:55	11/22/21 02:35	7631-86-9	N2
Sodium	**67300**	ug/L	1000	1	11/19/21 06:55	11/22/21 02:35	7440-23-5	
6010 MET ICP, Dissolved	Analytical Method: EPA 6010 Preparation Method: EPA 3010							
	Pace Analytical Services - Indianapolis							
Manganese, Dissolved	ND	ug/L	10.0	1	11/22/21 06:48	11/23/21 02:38	7439-96-5	
Molybdenum, Dissolved	**82.2**	ug/L	10.0	1	11/22/21 06:48	11/23/21 02:38	7439-98-7	
6020 MET ICPMS	Analytical Method: EPA 6020 Preparation Method: EPA 200.2							
	Pace Analytical Services - Indianapolis							
Antimony	ND	ug/L	1.0	1	11/14/21 16:15	11/16/21 04:12	7440-36-0	
Arsenic	ND	ug/L	1.0	1	11/14/21 16:15	11/16/21 04:12	7440-38-2	
Cobalt	ND	ug/L	1.0	1	11/14/21 16:15	11/16/21 04:12	7440-48-4	
Selenium	ND	ug/L	1.0	1	11/14/21 16:15	11/16/21 04:12	7782-49-2	
2320B Alkalinity	Analytical Method: SM 2320B							
	Pace Analytical Services - Indianapolis							
Alkalinity, Total as CaCO3	**264**	mg/L	2.0	1		11/17/21 19:37		
Alkalinity,Bicarbonate (CaCO3)	**264**	mg/L	2.0	1		11/17/21 19:37		
Alkalinity,Carbonate (CaCO3)	ND	mg/L	2.0	1		11/17/21 19:37		
2540C Total Dissolved Solids	Analytical Method: SM 2540C							
	Pace Analytical Services - Indianapolis							
Total Dissolved Solids	**727**	mg/L	10.0	1		11/16/21 07:07		
4500H+ pH, Electrometric	Analytical Method: SM 4500-H+B							
	Pace Analytical Services - Indianapolis							
pH at 25 Degrees C	**7.4**	Std. Units	0.10	1		11/18/21 09:32		H3

REPORT OF LABORATORY ANALYSIS

This report shall not be reproduced, except in full,
without the written consent of Pace Analytical Services, LLC.

Pace Analytical Services, LLC
7726 Moller Road
Indianapolis, IN 46268
(317)228-3100

ANALYTICAL RESULTS

Project: Eagle Valley P1R2
Pace Project No.: 50305349

Sample: MW-14D **Lab ID: 50302629003** Collected: 11/11/21 11:46 Received: 11/11/21 14:00 Matrix: Water

Parameters	Results	Units	Report Limit	DF	Prepared	Analyzed	CAS No.	Qual
4500S2D Sulfide Water	Analytical Method: SM 4500-S2-D Pace Analytical Services - Indianapolis							
Sulfide	ND	mg/L	0.10	1		11/17/21 10:21	18496-25-8	
Iron, Ferrous	Analytical Method: HACH 8146 Pace Analytical Services - Indianapolis							
Iron, Ferrous	ND	mg/L	0.20	1		11/15/21 15:10	15438-31-0	H3,N2
353.2 Nitrogen, NO2/NO3 unpres	Analytical Method: EPA 353.2 Pace Analytical Services - Indianapolis							
Nitrogen, Nitrate	**0.83**	mg/L	0.10	1		11/11/21 19:15	14797-55-8	
Nitrogen, Nitrite	ND	mg/L	0.10	1		11/11/21 19:15	14797-65-0	
365.1 Total Phosphorus	Analytical Method: EPA 365.1 Preparation Method: EPA 365.1 Pace Analytical Services - Indianapolis							
Phosphate as P04	ND	mg/L	0.15	1	11/20/21 06:00	11/28/21 11:06		
5310C TOC	Analytical Method: SM 5310C Pace Analytical Services - Indianapolis							
Total Organic Carbon	ND	mg/L	1.0	1		11/27/21 21:31	7440-44-0	
5310C Dissolved Organic Carbon	Analytical Method: SM 5310C Pace Analytical Services - Indianapolis							
Dissolved Organic Carbon	ND	mg/L	1.0	1		11/28/21 21:36		

REPORT OF LABORATORY ANALYSIS

This report shall not be reproduced, except in full,
without the written consent of Pace Analytical Services, LLC.

Pace Analytical Services, LLC
7726 Moller Road
Indianapolis, IN 46268
(317)228-3100

QUALITY CONTROL DATA

Project: Eagle Valley P1R2
Pace Project No.: 50305349

QC Batch: 650221
QC Batch Method: EPA 9056
Analysis Method: EPA 9056
Analysis Description: 9056 IC Anions
Laboratory: Pace Analytical Services - Indianapolis
Associated Lab Samples: 50302629001, 50302629002, 50302629003

METHOD BLANK: 2997036 Matrix: Water
Associated Lab Samples: 50302629001, 50302629002, 50302629003

Parameter	Units	Blank Result	Reporting Limit	Analyzed	Qualifiers
Chloride	mg/L	ND	0.25	11/14/21 09:24	
Fluoride	mg/L	ND	0.10	11/14/21 09:24	
Sulfate	mg/L	ND	0.25	11/14/21 09:24	

LABORATORY CONTROL SAMPLE: 2997037

Parameter	Units	Spike Conc.	LCS Result	LCS % Rec	% Rec Limits	Qualifiers
Chloride	mg/L	1.2	1.1	91	80-120	
Fluoride	mg/L	0.5	0.43	87	80-120	
Sulfate	mg/L	2.5	2.3	94	80-120	

MATRIX SPIKE & MATRIX SPIKE DUPLICATE: 2997038 2997039

Parameter	Units	50302629005 Result	MS Spike Conc.	MSD Spike Conc.	MS Result	MSD Result	MS % Rec	MSD % Rec	% Rec Limits	RPD	Max RPD	Qual
Chloride	mg/L	42.2	12.5	12.5	52.1	52.0	80	79	80-120	0	15	
Fluoride	mg/L	0.14	0.5	0.5	0.53	0.53	77	78	80-120	1	15	M0
Sulfate	mg/L	27.1	25	25	49.8	49.7	91	90	80-120	0	15	

Results presented on this page are in the units indicated by the "Units" column except where an alternate unit is presented to the right of the result.

REPORT OF LABORATORY ANALYSIS

This report shall not be reproduced, except in full,
without the written consent of Pace Analytical Services, LLC.

Pace Analytical Services, LLC
7726 Moller Road
Indianapolis, IN 46268
(317)228-3100

QUALITY CONTROL DATA

Project: Eagle Valley P1R2
Pace Project No.: 50305349

QC Batch: 650866
QC Batch Method: EPA 3010
Analysis Method: EPA 6010
Analysis Description: 6010 MET
Laboratory: Pace Analytical Services - Indianapolis
Associated Lab Samples: 50302629001, 50302629002, 50302629003

METHOD BLANK: 2999770 Matrix: Water
Associated Lab Samples: 50302629001, 50302629002, 50302629003

Parameter	Units	Blank Result	Reporting Limit	Analyzed	Qualifiers
Aluminum	ug/L	ND	200	11/22/21 02:26	
Barium	ug/L	ND	10.0	11/22/21 02:26	
Boron	ug/L	ND	100	11/22/21 02:26	
Calcium	ug/L	ND	1000	11/22/21 02:26	
Iron	ug/L	ND	100	11/22/21 02:26	
Lithium	ug/L	ND	20.0	11/22/21 02:26	
Magnesium	ug/L	ND	1000	11/22/21 02:26	
Manganese	ug/L	ND	10.0	11/22/21 02:26	
Molybdenum	ug/L	ND	10.0	11/22/21 02:26	
Potassium	ug/L	ND	1000	11/22/21 02:26	
Silica	ug/L	ND	450	11/22/21 02:26	N2
Sodium	ug/L	ND	1000	11/22/21 02:26	

LABORATORY CONTROL SAMPLE: 2999771

Parameter	Units	Spike Conc.	LCS Result	LCS % Rec	% Rec Limits	Qualifiers
Aluminum	ug/L	5000	5050	101	80-120	
Barium	ug/L	1000	978	98	80-120	
Boron	ug/L	1000	1050	105	80-120	
Calcium	ug/L	5000	5100	102	80-120	
Iron	ug/L	2500	2470	99	80-120	
Lithium	ug/L	1000	1000	100	80-120	
Magnesium	ug/L	5000	4840	97	80-120	
Manganese	ug/L	1000	963	96	80-120	
Molybdenum	ug/L	1000	1000	100	80-120	
Potassium	ug/L	5000	4940	99	80-120	
Silica	ug/L	5350	4920	92	80-120	N2
Sodium	ug/L	5000	4810	96	80-120	

MATRIX SPIKE & MATRIX SPIKE DUPLICATE: 2999772 2999773

Parameter	Units	50302629005 Result	MS Spike Conc.	MSD Spike Conc.	MS Result	MSD Result	MS % Rec	MSD % Rec	% Rec Limits	RPD	Max RPD	Qual
Aluminum	ug/L	ND	5000	5000	5070	5200	98	101	75-125	3	20	
Barium	ug/L	52.0	1000	1000	1020	1030	97	98	75-125	1	20	
Boron	ug/L	424	1000	1000	1420	1440	100	102	75-125	1	20	
Calcium	ug/L	79300	5000	5000	85500	86400	123	141	75-125	1	20	P6

Results presented on this page are in the units indicated by the "Units" column except where an alternate unit is presented to the right of the result.

REPORT OF LABORATORY ANALYSIS

This report shall not be reproduced, except in full,
without the written consent of Pace Analytical Services, LLC.

Pace Analytical Services, LLC
7726 Moller Road
Indianapolis, IN 46268
(317)228-3100

QUALITY CONTROL DATA

Project: Eagle Valley P1R2
Pace Project No.: 50305349

MATRIX SPIKE & MATRIX SPIKE DUPLICATE: 2999772 2999773

Parameter	Units	50302629005 Result	MS Spike Conc.	MSD Spike Conc.	MS Result	MSD Result	MS % Rec	MSD % Rec	% Rec Limits	RPD	Max RPD	Qual
Iron	ug/L	252	2500	2500	2630	2700	95	98	75-125	2	20	
Lithium	ug/L	ND	1000	1000	1050	1060	104	105	75-125	1	20	
Magnesium	ug/L	19400	5000	5000	24400	24800	100	109	75-125	2	20	
Manganese	ug/L	ND	1000	1000	929	955	92	95	75-125	3	20	
Molybdenum	ug/L	ND	1000	1000	988	1010	99	101	75-125	2	20	
Potassium	ug/L	2150	5000	5000	7430	7560	105	108	75-125	2	20	
Silica	ug/L	10500	5350	5350	15700	13800	97	63	75-125	12	20	N2
Sodium	ug/L	28800	5000	5000	34700	34400	118	113	75-125	1	20	

MATRIX SPIKE & MATRIX SPIKE DUPLICATE: 2999774 2999775

Parameter	Units	50302637005 Result	MS Spike Conc.	MSD Spike Conc.	MS Result	MSD Result	MS % Rec	MSD % Rec	% Rec Limits	RPD	Max RPD	Qual
Aluminum	ug/L	ND	5000	5000	5050	5060	99	99	75-125	0	20	
Barium	ug/L	81.7	1000	1000	1030	1040	95	95	75-125	0	20	
Boron	ug/L	358	1000	1000	1360	1350	100	99	75-125	1	20	
Calcium	ug/L	85100	5000	5000	89600	90800	91	114	75-125	1	20	
Iron	ug/L	186	2500	2500	2620	2600	97	97	75-125	1	20	
Lithium	ug/L	83.0	1000	1000	1130	1130	105	105	75-125	0	20	
Magnesium	ug/L	27700	5000	5000	32400	33000	94	105	75-125	2	20	
Manganese	ug/L	110	1000	1000	1050	1050	94	94	75-125	0	20	
Molybdenum	ug/L	86.3	1000	1000	1080	1070	99	99	75-125	1	20	
Potassium	ug/L	8130	5000	5000	13400	13600	105	110	75-125	2	20	
Silica	ug/L	11100	5350	5350	15400	14000	80	54	75-125	9	20	N2
Sodium	ug/L	82600	5000	5000	86200	88000	72	108	75-125	2	20	P6

Results presented on this page are in the units indicated by the "Units" column except where an alternate unit is presented to the right of the result.

REPORT OF LABORATORY ANALYSIS

This report shall not be reproduced, except in full,
without the written consent of Pace Analytical Services, LLC.

Pace Analytical Services, LLC
7726 Moller Road
Indianapolis, IN 46268
(317)228-3100

QUALITY CONTROL DATA

Project: Eagle Valley P1R2
Pace Project No.: 50305349

QC Batch: 651286
QC Batch Method: EPA 3010
Analysis Method: EPA 6010
Analysis Description: 6010 MET Dissolved
Laboratory: Pace Analytical Services - Indianapolis
Associated Lab Samples: 50302629001, 50302629002, 50302629003

METHOD BLANK: 3001676 Matrix: Water
Associated Lab Samples: 50302629001, 50302629002, 50302629003

Parameter	Units	Blank Result	Reporting Limit	Analyzed	Qualifiers
Manganese, Dissolved	ug/L	ND	10.0	11/23/21 02:32	
Molybdenum, Dissolved	ug/L	ND	10.0	11/23/21 02:32	

LABORATORY CONTROL SAMPLE: 3001677

Parameter	Units	Spike Conc.	LCS Result	LCS % Rec	% Rec Limits	Qualifiers
Manganese, Dissolved	ug/L	1000	975	98	80-120	
Molybdenum, Dissolved	ug/L	1000	945	94	80-120	

MATRIX SPIKE & MATRIX SPIKE DUPLICATE: 3001678 3001679

Parameter	Units	50302629005 Result	MS Spike Conc.	MSD Spike Conc.	MS Result	MSD Result	MS % Rec	MSD % Rec	% Rec Limits	RPD	Max RPD	Qual
Manganese, Dissolved	ug/L	ND	1000	1000	942	958	94	95	75-125	2	20	
Molybdenum, Dissolved	ug/L	ND	1000	1000	948	969	95	97	75-125	2	20	

MATRIX SPIKE & MATRIX SPIKE DUPLICATE: 3001680 3001681

Parameter	Units	50302637005 Result	MS Spike Conc.	MSD Spike Conc.	MS Result	MSD Result	MS % Rec	MSD % Rec	% Rec Limits	RPD	Max RPD	Qual
Manganese, Dissolved	ug/L	108	1000	1000	1040	1110	94	100	75-125	6	20	
Molybdenum, Dissolved	ug/L	81.8	1000	1000	1040	1040	96	95	75-125	0	20	

Results presented on this page are in the units indicated by the "Units" column except where an alternate unit is presented to the right of the result.

REPORT OF LABORATORY ANALYSIS

This report shall not be reproduced, except in full,
without the written consent of Pace Analytical Services, LLC.

Pace Analytical Services, LLC
7726 Moller Road
Indianapolis, IN 46268
(317)228-3100

QUALITY CONTROL DATA

Project: Eagle Valley P1R2
Pace Project No.: 50305349

QC Batch: 650222
QC Batch Method: EPA 200.2
Analysis Method: EPA 6020
Analysis Description: 6020 MET
Laboratory: Pace Analytical Services - Indianapolis
Associated Lab Samples: 50302629001, 50302629002, 50302629003

METHOD BLANK: 2997040 Matrix: Water
Associated Lab Samples: 50302629001, 50302629002, 50302629003

Parameter	Units	Blank Result	Reporting Limit	Analyzed	Qualifiers
Antimony	ug/L	ND	1.0	11/16/21 03:19	
Arsenic	ug/L	ND	1.0	11/16/21 03:19	
Cobalt	ug/L	ND	1.0	11/16/21 03:19	
Selenium	ug/L	ND	1.0	11/16/21 03:19	

LABORATORY CONTROL SAMPLE: 2997041

Parameter	Units	Spike Conc.	LCS Result	LCS % Rec	% Rec Limits	Qualifiers
Antimony	ug/L	40	40.9	102	80-120	
Arsenic	ug/L	40	35.2	88	80-120	
Cobalt	ug/L	40	38.6	96	80-120	
Selenium	ug/L	40	36.7	92	80-120	

MATRIX SPIKE & MATRIX SPIKE DUPLICATE: 2997042 2997043

Parameter	Units	50302629005 Result	MS Spike Conc.	MSD Spike Conc.	MS Result	MSD Result	MS % Rec	MSD % Rec	% Rec Limits	RPD	Max RPD	Qual
Antimony	ug/L	ND	40	40	41.1	41.8	103	104	75-125	2	20	
Arsenic	ug/L	ND	40	40	34.8	33.6	86	83	75-125	4	20	
Cobalt	ug/L	ND	40	40	36.6	36.2	91	90	75-125	1	20	
Selenium	ug/L	ND	40	40	35.1	34.2	88	85	75-125	3	20	

Results presented on this page are in the units indicated by the "Units" column except where an alternate unit is presented to the right of the result.

REPORT OF LABORATORY ANALYSIS

This report shall not be reproduced, except in full,
without the written consent of Pace Analytical Services, LLC.

Pace Analytical Services, LLC
7726 Moller Road
Indianapolis, IN 46268
(317)228-3100

QUALITY CONTROL DATA

Project: Eagle Valley P1R2
Pace Project No.: 50305349

QC Batch: 651007
QC Batch Method: SM 2320B
Analysis Method: SM 2320B
Analysis Description: 2320B Alkalinity
Laboratory: Pace Analytical Services - Indianapolis
Associated Lab Samples: 50302629001, 50302629002, 50302629003

METHOD BLANK: 3000368 Matrix: Water
Associated Lab Samples: 50302629001, 50302629002, 50302629003

Parameter	Units	Blank Result	Reporting Limit	Analyzed	Qualifiers
Alkalinity, Total as CaCO3	mg/L	ND	2.0	11/17/21 19:37	
Alkalinity,Bicarbonate (CaCO3)	mg/L	ND	2.0	11/17/21 19:37	
Alkalinity,Carbonate (CaCO3)	mg/L	ND	2.0	11/17/21 19:37	

LABORATORY CONTROL SAMPLE: 3000369

Parameter	Units	Spike Conc.	LCS Result	LCS % Rec	% Rec Limits	Qualifiers
Alkalinity, Total as CaCO3	mg/L	50	48.8	98	90-110	

SAMPLE DUPLICATE: 3000371

Parameter	Units	50302629005 Result	Dup Result	RPD	Max RPD	Qualifiers
Alkalinity, Total as CaCO3	mg/L	257	266	4	20	
Alkalinity,Bicarbonate (CaCO3)	mg/L	257	266	4	20	
Alkalinity,Carbonate (CaCO3)	mg/L	ND	ND		20	

Results presented on this page are in the units indicated by the "Units" column except where an alternate unit is presented to the right of the result.

REPORT OF LABORATORY ANALYSIS

This report shall not be reproduced, except in full,
without the written consent of Pace Analytical Services, LLC.

Pace Analytical Services, LLC
7726 Moller Road
Indianapolis, IN 46268
(317)228-3100

QUALITY CONTROL DATA

Project: Eagle Valley P1R2
Pace Project No.: 50305349

QC Batch: 650548 | Analysis Method: SM 2540C
QC Batch Method: SM 2540C | Analysis Description: 2540C Total Dissolved Solids
Laboratory: Pace Analytical Services - Indianapolis
Associated Lab Samples: 50302629001, 50302629002, 50302629003

METHOD BLANK: 2998392 Matrix: Water
Associated Lab Samples: 50302629001, 50302629002, 50302629003

Parameter	Units	Blank Result	Reporting Limit	Analyzed	Qualifiers
Total Dissolved Solids	mg/L	ND	10.0	11/16/21 07:06	

LABORATORY CONTROL SAMPLE: 2998393

Parameter	Units	Spike Conc.	LCS Result	LCS % Rec	% Rec Limits	Qualifiers
Total Dissolved Solids	mg/L	300	290	97	80-120	

SAMPLE DUPLICATE: 2998394

Parameter	Units	50302832014 Result	Dup Result	RPD	Max RPD	Qualifiers
Total Dissolved Solids	mg/L	1160	1210	4	10	

SAMPLE DUPLICATE: 2998395

Parameter	Units	50302711003 Result	Dup Result	RPD	Max RPD	Qualifiers
Total Dissolved Solids	mg/L	255	253	1	10	

Results presented on this page are in the units indicated by the "Units" column except where an alternate unit is presented to the right of the result.

REPORT OF LABORATORY ANALYSIS

This report shall not be reproduced, except in full,
without the written consent of Pace Analytical Services, LLC.

Pace Analytical Services, LLC
7726 Moller Road
Indianapolis, IN 46268
(317)228-3100

QUALITY CONTROL DATA

Project: Eagle Valley P1R2
Pace Project No.: 50305349

QC Batch: 651203
QC Batch Method: SM 4500-H+B
Analysis Method: SM 4500-H+B
Analysis Description: 4500H+B pH
Laboratory: Pace Analytical Services - Indianapolis
Associated Lab Samples: 50302629001, 50302629002, 50302629003

SAMPLE DUPLICATE: 3001237

Parameter	Units	50302553001 Result	Dup Result	RPD	Max RPD	Qualifiers
pH at 25 Degrees C	Std. Units	5.0	5.0	1	2	H3

SAMPLE DUPLICATE: 3001238

Parameter	Units	50302629010 Result	Dup Result	RPD	Max RPD	Qualifiers
pH at 25 Degrees C	Std. Units	7.4	7.5	1	2	H3

Results presented on this page are in the units indicated by the "Units" column except where an alternate unit is presented to the right of the result.

REPORT OF LABORATORY ANALYSIS

This report shall not be reproduced, except in full,
without the written consent of Pace Analytical Services, LLC.

Pace Analytical Services, LLC
7726 Moller Road
Indianapolis, IN 46268
(317)228-3100

QUALITY CONTROL DATA

Project: Eagle Valley P1R2
Pace Project No.: 50305349

QC Batch: 650888
QC Batch Method: SM 4500-S2-D
Analysis Method: SM 4500-S2-D
Analysis Description: 4500S2D Sulfide Water
Laboratory: Pace Analytical Services - Indianapolis
Associated Lab Samples: 50302629001, 50302629002, 50302629003

METHOD BLANK: 2999841 Matrix: Water
Associated Lab Samples: 50302629001, 50302629002, 50302629003

Parameter	Units	Blank Result	Reporting Limit	Analyzed	Qualifiers
Sulfide	mg/L	ND	0.10	11/17/21 10:21	

LABORATORY CONTROL SAMPLE: 2999842

Parameter	Units	Spike Conc.	LCS Result	LCS % Rec	% Rec Limits	Qualifiers
Sulfide	mg/L	0.5	0.51	102	90-110	

MATRIX SPIKE & MATRIX SPIKE DUPLICATE: 2999843 2999844

Parameter	Units	50302629005 Result	MS Spike Conc.	MSD Spike Conc.	MS Result	MSD Result	MS % Rec	MSD % Rec	% Rec Limits	RPD	Max RPD	Qual
Sulfide	mg/L	ND	0.5	0.5	0.61	0.60	121	119	90-110	2	20	M3

MATRIX SPIKE SAMPLE: 2999845

Parameter	Units	50302631001 Result	Spike Conc.	MS Result	MS % Rec	% Rec Limits	Qualifiers
Sulfide	mg/L	ND	0.5	ND	0	90-110	M0

Results presented on this page are in the units indicated by the "Units" column except where an alternate unit is presented to the right of the result.

REPORT OF LABORATORY ANALYSIS

This report shall not be reproduced, except in full,
without the written consent of Pace Analytical Services, LLC.

Pace Analytical Services, LLC
7726 Moller Road
Indianapolis, IN 46268
(317)228-3100

QUALITY CONTROL DATA

Project: Eagle Valley P1R2
Pace Project No.: 50305349

QC Batch: 650432 | Analysis Method: HACH 8146
QC Batch Method: HACH 8146 | Analysis Description: Iron, Ferrous
Laboratory: Pace Analytical Services - Indianapolis
Associated Lab Samples: 50302629001, 50302629002, 50302629003

METHOD BLANK: 2997972 Matrix: Water
Associated Lab Samples: 50302629001, 50302629002, 50302629003

Parameter	Units	Blank Result	Reporting Limit	Analyzed	Qualifiers
Iron, Ferrous	mg/L	ND	0.20	11/15/21 15:00	H3,N2

LABORATORY CONTROL SAMPLE: 2997973

Parameter	Units	Spike Conc.	LCS Result	LCS % Rec	% Rec Limits	Qualifiers
Iron, Ferrous	mg/L	1	1.0	105	90-110	H3,N2

MATRIX SPIKE & MATRIX SPIKE DUPLICATE: 2997974 2997975

Parameter	Units	50302629005 Result	MS Spike Conc.	MSD Spike Conc.	MS Result	MSD Result	MS % Rec	MSD % Rec	% Rec Limits	RPD	Max RPD	Qual
Iron, Ferrous	mg/L	ND	1	1	1.0	1.0	102	101	90-110	1	20	H3,N2

MATRIX SPIKE SAMPLE: 2997976

Parameter	Units	50302629008 Result	Spike Conc.	MS Result	MS % Rec	% Rec Limits	Qualifiers
Iron, Ferrous	mg/L	ND	1	1.1	111	90-110	H3,M0,N2

Results presented on this page are in the units indicated by the "Units" column except where an alternate unit is presented to the right of the result.

REPORT OF LABORATORY ANALYSIS

This report shall not be reproduced, except in full,
without the written consent of Pace Analytical Services, LLC.

Pace Analytical Services, LLC
7726 Moller Road
Indianapolis, IN 46268
(317)228-3100

QUALITY CONTROL DATA

Project: Eagle Valley P1R2
Pace Project No.: 50305349

QC Batch: 649952
QC Batch Method: EPA 353.2
Analysis Method: EPA 353.2
Analysis Description: 353.2 Nitrate + Nitrite, Unpres.
Laboratory: Pace Analytical Services - Indianapolis
Associated Lab Samples: 50302629001, 50302629002

METHOD BLANK: 2995335 Matrix: Water
Associated Lab Samples: 50302629001, 50302629002

Parameter	Units	Blank Result	Reporting Limit	Analyzed	Qualifiers
Nitrogen, Nitrate	mg/L	ND	0.10	11/11/21 18:15	
Nitrogen, Nitrite	mg/L	ND	0.10	11/11/21 18:15	

LABORATORY CONTROL SAMPLE: 2995336

Parameter	Units	Spike Conc.	LCS Result	LCS % Rec	% Rec Limits	Qualifiers
Nitrogen, Nitrate	mg/L	1	1.0	103	90-110	
Nitrogen, Nitrite	mg/L	1	1.1	107	90-110	

MATRIX SPIKE & MATRIX SPIKE DUPLICATE: 2995337 2995338

Parameter	Units	50302629005 Result	MS Spike Conc.	MSD Spike Conc.	MS Result	MSD Result	MS % Rec	MSD % Rec	% Rec Limits	RPD	Max RPD	Qual
Nitrogen, Nitrate	mg/L	0.75	1	1	1.8	1.9	110	112	90-110	1	20	
Nitrogen, Nitrite	mg/L	ND	1	1	1.1	1.1	113	113	90-110	0	20	M3

MATRIX SPIKE & MATRIX SPIKE DUPLICATE: 2995396 2995397

Parameter	Units	50302637005 Result	MS Spike Conc.	MSD Spike Conc.	MS Result	MSD Result	MS % Rec	MSD % Rec	% Rec Limits	RPD	Max RPD	Qual
Nitrogen, Nitrate	mg/L	ND	1	1	1.1	1.1	106	108	90-110	2	20	
Nitrogen, Nitrite	mg/L	ND	1	1	1.1	1.1	111	111	90-110	0	20	M3

Results presented on this page are in the units indicated by the "Units" column except where an alternate unit is presented to the right of the result.

REPORT OF LABORATORY ANALYSIS

This report shall not be reproduced, except in full,
without the written consent of Pace Analytical Services, LLC.

Pace Analytical Services, LLC
7726 Moller Road
Indianapolis, IN 46268
(317)228-3100

QUALITY CONTROL DATA

Project: Eagle Valley P1R2
Pace Project No.: 50305349

QC Batch: 649957
QC Batch Method: EPA 353.2
Analysis Method: EPA 353.2
Analysis Description: 353.2 Nitrate + Nitrite, Unpres.
Laboratory: Pace Analytical Services - Indianapolis
Associated Lab Samples: 50302629003

METHOD BLANK: 2995429 Matrix: Water
Associated Lab Samples: 50302629003

Parameter	Units	Blank Result	Reporting Limit	Analyzed	Qualifiers
Nitrogen, Nitrate	mg/L	ND	0.10	11/11/21 19:11	
Nitrogen, Nitrite	mg/L	ND	0.10	11/11/21 19:11	

LABORATORY CONTROL SAMPLE: 2995430

Parameter	Units	Spike Conc.	LCS Result	LCS % Rec	% Rec Limits	Qualifiers
Nitrogen, Nitrate	mg/L	1	1.0	103	90-110	
Nitrogen, Nitrite	mg/L	1	1.1	106	90-110	

MATRIX SPIKE & MATRIX SPIKE DUPLICATE: 2995431 2995432

Parameter	Units	50302629003 Result	MS Spike Conc.	MSD Spike Conc.	MS Result	MSD Result	MS % Rec	MSD % Rec	% Rec Limits	RPD	Max RPD	Qual
Nitrogen, Nitrate	mg/L	0.83	1	1	2.0	2.0	112	113	90-110	0	20	
Nitrogen, Nitrite	mg/L	ND	1	1	1.2	1.2	113	113	90-110	0	20	M3

Results presented on this page are in the units indicated by the "Units" column except where an alternate unit is presented to the right of the result.

REPORT OF LABORATORY ANALYSIS

This report shall not be reproduced, except in full,
without the written consent of Pace Analytical Services, LLC.

Pace Analytical Services, LLC
7726 Moller Road
Indianapolis, IN 46268
(317)228-3100

QUALITY CONTROL DATA

Project: Eagle Valley P1R2
Pace Project No.: 50305349

QC Batch: 651600
QC Batch Method: EPA 365.1
Analysis Method: EPA 365.1
Analysis Description: 365.1 Total Phosphorus
Laboratory: Pace Analytical Services - Indianapolis
Associated Lab Samples: 50302629001, 50302629002, 50302629003

METHOD BLANK: 3003435 Matrix: Water
Associated Lab Samples: 50302629001, 50302629002, 50302629003

Parameter	Units	Blank Result	Reporting Limit	Analyzed	Qualifiers
Phosphate as P04	mg/L	ND	0.15	11/28/21 10:57	

LABORATORY CONTROL SAMPLE: 3003436

Parameter	Units	Spike Conc.	LCS Result	LCS % Rec	% Rec Limits	Qualifiers
Phosphate as P04	mg/L		1.5			

MATRIX SPIKE SAMPLE: 3003437

Parameter	Units	50302590001 Result	Spike Conc.	MS Result	MS % Rec	% Rec Limits	Qualifiers
Phosphate as P04	mg/L	1.8		3.5			

MATRIX SPIKE & MATRIX SPIKE DUPLICATE: 3003438 3003439

Parameter	Units	50302629005 Result	MS Spike Conc.	MSD Spike Conc.	MS Result	MSD Result	MS % Rec	MSD % Rec	% Rec Limits	RPD	Max RPD	Qual
Phosphate as P04	mg/L	ND			1.5	1.6				7		

Results presented on this page are in the units indicated by the "Units" column except where an alternate unit is presented to the right of the result.

REPORT OF LABORATORY ANALYSIS

This report shall not be reproduced, except in full,
without the written consent of Pace Analytical Services, LLC.

Pace Analytical Services, LLC
7726 Moller Road
Indianapolis, IN 46268
(317)228-3100

QUALITY CONTROL DATA

Project: Eagle Valley P1R2
Pace Project No.: 50305349

QC Batch: 652579
QC Batch Method: SM 5310C
Analysis Method: SM 5310C
Analysis Description: 5310C Total Organic Carbon
Laboratory: Pace Analytical Services - Indianapolis
Associated Lab Samples: 50302629001, 50302629002

METHOD BLANK: 3007510 Matrix: Water
Associated Lab Samples: 50302629001, 50302629002

Parameter	Units	Blank Result	Reporting Limit	Analyzed	Qualifiers
Total Organic Carbon	mg/L	ND	1.0	11/27/21 10:37	

LABORATORY CONTROL SAMPLE: 3007511

Parameter	Units	Spike Conc.	LCS Result	LCS % Rec	% Rec Limits	Qualifiers
Total Organic Carbon	mg/L	10	9.6	96	90-110	

MATRIX SPIKE & MATRIX SPIKE DUPLICATE: 3007512 3007513

Parameter	Units	50302575009 Result	MS Spike Conc.	MSD Spike Conc.	MS Result	MSD Result	MS % Rec	MSD % Rec	% Rec Limits	RPD	Max RPD	Qual
Total Organic Carbon	mg/L	2.0	10	10	11.7	11.6	97	96	80-120	1	20	

MATRIX SPIKE SAMPLE: 3007514

Parameter	Units	50302629002 Result	Spike Conc.	MS Result	MS % Rec	% Rec Limits	Qualifiers
Total Organic Carbon	mg/L	ND	10	10.0	95	80-120	

Results presented on this page are in the units indicated by the "Units" column except where an alternate unit is presented to the right of the result.

REPORT OF LABORATORY ANALYSIS

This report shall not be reproduced, except in full,
without the written consent of Pace Analytical Services, LLC.

Pace Analytical Services, LLC
7726 Moller Road
Indianapolis, IN 46268
(317)228-3100

QUALITY CONTROL DATA

Project: Eagle Valley P1R2
Pace Project No.: 50305349

QC Batch: 652580
QC Batch Method: SM 5310C
Analysis Method: SM 5310C
Analysis Description: 5310C Total Organic Carbon
Laboratory: Pace Analytical Services - Indianapolis
Associated Lab Samples: 50302629003

METHOD BLANK: 3007515 Matrix: Water
Associated Lab Samples: 50302629003

Parameter	Units	Blank Result	Reporting Limit	Analyzed	Qualifiers
Total Organic Carbon	mg/L	ND	1.0	11/27/21 20:52	

LABORATORY CONTROL SAMPLE: 3007516

Parameter	Units	Spike Conc.	LCS Result	LCS % Rec	% Rec Limits	Qualifiers
Total Organic Carbon	mg/L	10	9.6	96	90-110	

MATRIX SPIKE & MATRIX SPIKE DUPLICATE: 3007517 3007518

Parameter	Units	50302629005 Result	MS Spike Conc.	MSD Spike Conc.	MS Result	MSD Result	MS % Rec	MSD % Rec	% Rec Limits	RPD	Max RPD	Qual
Total Organic Carbon	mg/L	ND	10	10	10.5	10.2	99	96	80-120	3	20	

MATRIX SPIKE & MATRIX SPIKE DUPLICATE: 3007519 3007520

Parameter	Units	50302637005 Result	MS Spike Conc.	MSD Spike Conc.	MS Result	MSD Result	MS % Rec	MSD % Rec	% Rec Limits	RPD	Max RPD	Qual
Total Organic Carbon	mg/L	ND	10	10	10.6	10.5	96	95	80-120	1	20	

Results presented on this page are in the units indicated by the "Units" column except where an alternate unit is presented to the right of the result.

REPORT OF LABORATORY ANALYSIS

This report shall not be reproduced, except in full,
without the written consent of Pace Analytical Services, LLC.

Pace Analytical Services, LLC
7726 Moller Road
Indianapolis, IN 46268
(317)228-3100

QUALITY CONTROL DATA

Project: Eagle Valley P1R2
Pace Project No.: 50305349

QC Batch: 652604
QC Batch Method: SM 5310C
Analysis Method: SM 5310C
Analysis Description: 5310C Dissolved Organic Carbon
Laboratory: Pace Analytical Services - Indianapolis
Associated Lab Samples: 50302629001, 50302629002, 50302629003

METHOD BLANK: 3007560 Matrix: Water
Associated Lab Samples: 50302629001, 50302629002, 50302629003

Parameter	Units	Blank Result	Reporting Limit	Analyzed	Qualifiers
Dissolved Organic Carbon	mg/L	ND	1.0	11/28/21 20:24	

LABORATORY CONTROL SAMPLE: 3007561

Parameter	Units	Spike Conc.	LCS Result	LCS % Rec	% Rec Limits	Qualifiers
Dissolved Organic Carbon	mg/L	10	10.3	103	90-110	

MATRIX SPIKE & MATRIX SPIKE DUPLICATE: 3007562 3007563

Parameter	Units	50302629005 Result	MS Spike Conc.	MSD Spike Conc.	MS Result	MSD Result	MS % Rec	MSD % Rec	% Rec Limits	RPD	Max RPD	Qual
Dissolved Organic Carbon	mg/L	ND	10	10	11.1	11.1	104	104	80-120	0	20	

MATRIX SPIKE & MATRIX SPIKE DUPLICATE: 3007564 3007565

Parameter	Units	50302637005 Result	MS Spike Conc.	MSD Spike Conc.	MS Result	MSD Result	MS % Rec	MSD % Rec	% Rec Limits	RPD	Max RPD	Qual
Dissolved Organic Carbon	mg/L	ND	10	10	11.8	11.6	109	107	80-120	2	20	

Results presented on this page are in the units indicated by the "Units" column except where an alternate unit is presented to the right of the result.

REPORT OF LABORATORY ANALYSIS

This report shall not be reproduced, except in full,
without the written consent of Pace Analytical Services, LLC.

Pace Analytical Services, LLC
7726 Moller Road
Indianapolis, IN 46268
(317)228-3100

ANALYTICAL RESULTS - RADIOCHEMISTRY

Project: Eagle Valley P1R2
Pace Project No.: 50305349

Sample: MW-14S **Lab ID: 50302629001** Collected: 11/11/21 09:55 Received: 11/11/21 14:00 Matrix: Water
PWS: Site ID: Sample Type:

Parameters	Method	Act ± Unc (MDC) Carr Trac	Units	Analyzed	CAS No.	Qual
	Pace Analytical Services - Greensburg					
Radium-226	EPA 903.1	**-0.369 ± 0.344 (0.924) C:NA T:96%**	pCi/L	12/23/21 13:01	13982-63-3	
	Pace Analytical Services - Greensburg					
Radium-228	EPA 904.0	**0.0832 ± 0.381 (0.868) C:67% T:94%**	pCi/L	12/29/21 14:55	15262-20-1	
	Pace Analytical Services - Greensburg					
Total Radium	Total Radium Calculation	**0.0832 ± 0.725 (1.79)**	pCi/L	01/04/22 13:13	7440-14-4	

REPORT OF LABORATORY ANALYSIS

This report shall not be reproduced, except in full,
without the written consent of Pace Analytical Services, LLC.

Pace Analytical Services, LLC
7726 Moller Road
Indianapolis, IN 46268
(317)228-3100

ANALYTICAL RESULTS - RADIOCHEMISTRY

Project: Eagle Valley P1R2
Pace Project No.: 50305349

Sample: MW-14I **Lab ID: 50302629002** Collected: 11/11/21 10:38 Received: 11/11/21 14:00 Matrix: Water
PWS: Site ID: Sample Type:

Parameters	Method	Act ± Unc (MDC) Carr Trac	Units	Analyzed	CAS No.	Qual
	Pace Analytical Services - Greensburg					
Radium-226	EPA 903.1	**0.291 ± 0.572 (1.03) C:NA T:94%**	pCi/L	12/23/21 13:01	13982-63-3	
	Pace Analytical Services - Greensburg					
Radium-228	EPA 904.0	**0.663 ± 0.440 (0.830) C:65% T:91%**	pCi/L	12/29/21 14:55	15262-20-1	
	Pace Analytical Services - Greensburg					
Total Radium	Total Radium Calculation	**0.954 ± 1.01 (1.86)**	pCi/L	01/04/22 13:13	7440-14-4	

This report shall not be reproduced, except in full,
without the written consent of Pace Analytical Services, LLC.

Pace Analytical Services, LLC
7726 Moller Road
Indianapolis, IN 46268
(317)228-3100

ANALYTICAL RESULTS - RADIOCHEMISTRY

Project: Eagle Valley P1R2
Pace Project No.: 50305349

Sample: MW-14D **Lab ID: 50302629003** Collected: 11/11/21 11:46 Received: 11/11/21 14:00 Matrix: Water
PWS: Site ID: Sample Type:

Parameters	Method	Act ± Unc (MDC) Carr Trac	Units	Analyzed	CAS No.	Qual
	Pace Analytical Services - Greensburg					
Radium-226	EPA 903.1	**0.140 ± 0.612 (1.16) C:NA T:94%**	pCi/L	12/23/21 13:01	13982-63-3	
	Pace Analytical Services - Greensburg					
Radium-228	EPA 904.0	**0.478 ± 0.440 (0.891) C:64% T:92%**	pCi/L	12/29/21 14:55	15262-20-1	
	Pace Analytical Services - Greensburg					
Total Radium	Total Radium Calculation	**0.618 ± 1.05 (2.05)**	pCi/L	01/04/22 13:13	7440-14-4	

This report shall not be reproduced, except in full,
without the written consent of Pace Analytical Services, LLC.

Pace Analytical Services, LLC
7726 Moller Road
Indianapolis, IN 46268
(317)228-3100

QUALITY CONTROL - RADIOCHEMISTRY

Project: Eagle Valley P1R2
Pace Project No.: 50305349

QC Batch: 475875
QC Batch Method: EPA 903.1
Analysis Method: EPA 903.1
Analysis Description: 903.1 Radium-226
Laboratory: Pace Analytical Services - Greensburg
Associated Lab Samples: 50302629001, 50302629002, 50302629003

METHOD BLANK: 2298553 Matrix: Water
Associated Lab Samples: 50302629001, 50302629002, 50302629003

Parameter	Act ± Unc (MDC) Carr Trac	Units	Analyzed	Qualifiers
Radium-226	0.000 ± 0.215 (0.437) C:NA T:98%	pCi/L	12/23/21 13:01	

Results presented on this page are in the units indicated by the "Units" column except where an alternate unit is presented to the right of the result.

REPORT OF LABORATORY ANALYSIS

This report shall not be reproduced, except in full,
without the written consent of Pace Analytical Services, LLC.

Pace Analytical Services, LLC
7726 Moller Road
Indianapolis, IN 46268
(317)228-3100

QUALITY CONTROL - RADIOCHEMISTRY

Project: Eagle Valley P1R2
Pace Project No.: 50305349

QC Batch: 475876
QC Batch Method: EPA 904.0
Analysis Method: EPA 904.0
Analysis Description: 904.0 Radium 228
Laboratory: Pace Analytical Services - Greensburg
Associated Lab Samples: 50302629001, 50302629002, 50302629003

METHOD BLANK: 2298554 Matrix: Water
Associated Lab Samples: 50302629001, 50302629002, 50302629003

Parameter	Act ± Unc (MDC) Carr Trac	Units	Analyzed	Qualifiers
Radium-228	0.793 ± 0.412 (0.706) C:77% T:86%	pCi/L	12/29/21 14:56	

Results presented on this page are in the units indicated by the "Units" column except where an alternate unit is presented to the right of the result.

REPORT OF LABORATORY ANALYSIS

This report shall not be reproduced, except in full,
without the written consent of Pace Analytical Services, LLC.

Pace Analytical Services, LLC
7726 Moller Road
Indianapolis, IN 46268
(317)228-3100

QUALIFIERS

Project: Eagle Valley P1R2
Pace Project No.: 50305349

DEFINITIONS

DF - Dilution Factor, if reported, represents the factor applied to the reported data due to dilution of the sample aliquot.

ND - Not Detected at or above adjusted reporting limit.

TNTC - Too Numerous To Count

J - Estimated concentration above the adjusted method detection limit and below the adjusted reporting limit.

MDL - Adjusted Method Detection Limit.

PQL - Practical Quantitation Limit.

RL - Reporting Limit - The lowest concentration value that meets project requirements for quantitative data with known precision and bias for a specific analyte in a specific matrix.

S - Surrogate

1,2-Diphenylhydrazine decomposes to and cannot be separated from Azobenzene using Method 8270. The result for each analyte is a combined concentration.

Consistent with EPA guidelines, unrounded data are displayed and have been used to calculate % recovery and RPD values.

LCS(D) - Laboratory Control Sample (Duplicate)

MS(D) - Matrix Spike (Duplicate)

DUP - Sample Duplicate

RPD - Relative Percent Difference

NC - Not Calculable.

SG - Silica Gel - Clean-Up

U - Indicates the compound was analyzed for, but not detected.

N-Nitrosodiphenylamine decomposes and cannot be separated from Diphenylamine using Method 8270. The result reported for each analyte is a combined concentration.

Reported results are not rounded until the final step prior to reporting. Therefore, calculated parameters that are typically reported as "Total" may vary slightly from the sum of the reported component parameters.

Act - Activity

Unc - Uncertainty: SDWA = 1.96 sigma count uncertainty, all other matrices = Expanded Uncertainty (95% confidence interval). Gamma Spec = Expanded Uncertainty (95.4% Confidence Interval)

(MDC) - Minimum Detectable Concentration

Trac - Tracer Recovery (%)

Carr - Carrier Recovery (%)

Pace Analytical is TNI accredited. Contact your Pace PM for the current list of accredited analytes.

TNI - The NELAC Institute.

ANALYTE QUALIFIERS

H3	Sample was received or analysis requested beyond the recognized method holding time.
M0	Matrix spike recovery and/or matrix spike duplicate recovery was outside laboratory control limits.
M3	Matrix spike recovery was outside laboratory control limits due to matrix interferences.
N2	The lab does not hold NELAC/TNI accreditation for this parameter but other accreditations/certifications may apply. A complete list of accreditations/certifications is available upon request.
P6	Matrix spike recovery was outside laboratory control limits due to a parent sample concentration notably higher than the spike level.
P8	Analyte was detected in the method blank. All associated samples had concentrations of at least ten times greater than the blank or were below the reporting limit.

This report shall not be reproduced, except in full,
without the written consent of Pace Analytical Services, LLC.

Pace Analytical Services, LLC
7726 Moller Road
Indianapolis, IN 46268
(317)228-3100

QUALITY CONTROL DATA CROSS REFERENCE TABLE

Project: Eagle Valley P1R2
Pace Project No.: 50305349

Lab ID	Sample ID	QC Batch Method	QC Batch	Analytical Method	Analytical Batch
50302629001	**MW-14S**	EPA 9056	650221		
50302629002	**MW-14I**	EPA 9056	650221		
50302629003	**MW-14D**	EPA 9056	650221		
50302629001	**MW-14S**	EPA 3010	650866	EPA 6010	651850
50302629002	**MW-14I**	EPA 3010	650866	EPA 6010	651850
50302629003	**MW-14D**	EPA 3010	650866	EPA 6010	651850
50302629001	**MW-14S**	EPA 3010	651286	EPA 6010	652081
50302629002	**MW-14I**	EPA 3010	651286	EPA 6010	652081
50302629003	**MW-14D**	EPA 3010	651286	EPA 6010	652081
50302629001	**MW-14S**	EPA 200.2	650222	EPA 6020	650396
50302629002	**MW-14I**	EPA 200.2	650222	EPA 6020	650396
50302629003	**MW-14D**	EPA 200.2	650222	EPA 6020	650396
50302629001	**MW-14S**	EPA 903.1	475875		
50302629002	**MW-14I**	EPA 903.1	475875		
50302629003	**MW-14D**	EPA 903.1	475875		
50302629001	**MW-14S**	EPA 904.0	475876		
50302629002	**MW-14I**	EPA 904.0	475876		
50302629003	**MW-14D**	EPA 904.0	475876		
50302629001	**MW-14S**	Total Radium Calculation	478233		
50302629002	**MW-14I**	Total Radium Calculation	478233		
50302629003	**MW-14D**	Total Radium Calculation	478233		
50302629001	**MW-14S**	SM 2320B	651007		
50302629002	**MW-14I**	SM 2320B	651007		
50302629003	**MW-14D**	SM 2320B	651007		
50302629001	**MW-14S**	SM 2540C	650548		
50302629002	**MW-14I**	SM 2540C	650548		
50302629003	**MW-14D**	SM 2540C	650548		
50302629001	**MW-14S**	SM 4500-H+B	651203		
50302629002	**MW-14I**	SM 4500-H+B	651203		
50302629003	**MW-14D**	SM 4500-H+B	651203		
50302629001	**MW-14S**	SM 4500-S2-D	650888		
50302629002	**MW-14I**	SM 4500-S2-D	650888		
50302629003	**MW-14D**	SM 4500-S2-D	650888		
50302629001	**MW-14S**	HACH 8146	650432		
50302629002	**MW-14I**	HACH 8146	650432		
50302629003	**MW-14D**	HACH 8146	650432		
50302629001	**MW-14S**	EPA 353.2	649952		
50302629002	**MW-14I**	EPA 353.2	649952		
50302629003	**MW-14D**	EPA 353.2	649957		
50302629001	**MW-14S**	EPA 365.1	651600	EPA 365.1	652586
50302629002	**MW-14I**	EPA 365.1	651600	EPA 365.1	652586
50302629003	**MW-14D**	EPA 365.1	651600	EPA 365.1	652586

This report shall not be reproduced, except in full,
without the written consent of Pace Analytical Services, LLC.

Pace Analytical Services, LLC
7726 Moller Road
Indianapolis, IN 46268
(317)228-3100

QUALITY CONTROL DATA CROSS REFERENCE TABLE

Project: Eagle Valley P1R2
Pace Project No.: 50305349

Lab ID	Sample ID	QC Batch Method	QC Batch	Analytical Method	Analytical Batch
50302629001	**MW-14S**	SM 5310C	652579		
50302629002	**MW-14I**	SM 5310C	652579		
50302629003	**MW-14D**	SM 5310C	652580		
50302629001	**MW-14S**	SM 5310C	652604		
50302629002	**MW-14I**	SM 5310C	652604		
50302629003	**MW-14D**	SM 5310C	652604		

This report shall not be reproduced, except in full,
without the written consent of Pace Analytical Services, LLC.

Pace Analytical
WWW.PACELABS.COM

WO# : 50302629

50302629

CHAIN-OF-CUSTODY /

The Chain-of-Custody is a LEGAL D

Section A Required Client Information:		Section B Required Project Information:		Section C Invoice Information:	
Company:	ATC Group Services	Report To:	Mark Breting	Attention:	
Address:	7988 Centerpoint Drive	Copy To:		Company Name:	
Indianapolis, IN 46256				Address:	
Email:	mark.breting@atcassociates.com	Purchase Order #:		Pace Quote:	
Phone:	NONE Fax:	Project Name:	Eagle Valley Profile 1 Report 2	Pace Project Manager:	hayden.putt@pacelabs.com
Requested Due Date:		Project #:		Pace Profile #:	6246 Line 29

Regulatory Agency	
State / Location	IN

MATRIX CODE: Drinking Water DW; Water WT; Waste Water WW; Product P; Soil/Solid SL; Oil OL; Wipe WP; Air AR; Other OT; Tissue TS

ITEM #	SAMPLE ID (One Character per box. (A-Z, 0-9 / , -) Sample Ids must be unique)	MATRIX CODE (see valid codes to left)	SAMPLE TYPE (G=GRAB C=COMP)	COLLECTED START DATE	COLLECTED START TIME	COLLECTED END DATE	COLLECTED END TIME	SAMPLE TEMP AT COLLECTION	# OF CONTAINERS	Preservatives: Unpreserved	H2SO4	HNO3	HCl	NaOH + ZnAcetate	Na2S2O3	Methanol	Other	Analyses Test Y/N	TDS/ NO3,NO2-Wet	(Cl, F, SO4) IC	Metals, Total*	Metals Diss. Field Filtered**	Rad-228	Rad-226	Alkalinity, Ferrous Iron, pH	TOC by 5310C	DOC by 5310C	Sulfide	Phosphate		Residual Chlorine (Y/N)	
	Requested Analysis Filtered (Y/N)																					Y						Y				
1	MW-14S	WT				11.11.21	955		11	3	3	4		1					X	X	X	X	X	X	X	X	X	X	X			001
2	MW-14I	WT				11.11.21	1038		11	3	3	4		1					X	X	X	X	X	X	X	X	X	X	X			002
3	MW-14D	WT				11.11.21	1146		11	3	3	4		1					X	X	X	X	X	X	X	X	X	X	X			003
4	MW-15S	WT							11	3	3	4		1					X	X	X	X	X	X	X	X	X	X	X			
5	MW-15I	WT							11	3	3	4		1					X	X	X	X	X	X	X	X	X	X	X			
6	MW-15D	WT							11	3	3	4		1					X	X	X	X	X	X	X	X	X	X	X			
7	MW-16S	WT							11	3	3	4		1					X	X	X	X	X	X	X	X	X	X	X			
8	MW-16I	WT							11	3	3	4		1					X	X	X	X	X	X	X	X	X	X	X			
9	MW-16D	WT							11	3	3	4		1					X	X	X	X	X	X	X	X	X	X	X			
10	MW-17S	WT				11.10.21	1033		11	3	3	4		1					X	X	X	X	X	X	X	X	X	X	X			004
11	MW-17I	WT				11.10.21	1137		11	3	3	4		1					X	X	X	X	X	X	X	X	X	X	X			005/006/a
12	MW-17D	WT				11.10.21	1247		11	3	3	4		1					X	X	X	X	X	X	X	X	X	X	X			008

ADDITIONAL COMMENTS	RELINQUISHED BY / AFFILIATION	DATE	TIME	ACCEPTED BY / AFFILIATION	DATE	TIME	SAMPLE CONDITIONS			
* Metals: 6010 (Al, Ba, B, Fe, Mn, Mo, Ca, Mg, Na, K, Li, SiO2)	[signature] / ATC	11.11.21	1460	[signature]	11/11/21	1400		Y	N	Y
6020 (Co, As, Se, Sb)										
** Dissolved FF 6010 (Mo, Mn)										
Alkalinity = (Total , Bicarb & Carb)										

SAMPLER NAME AND SIGNATURE			TEMP in C	Received on Ice (Y/N)	Custody Sealed Cooler (Y/N)	Samples Intact (Y/N)
PRINT Name of SAMPLER:	Jay Hall					
SIGNATURE of SAMPLER:	[signature]	DATE Signed: 11.11.21				

Pace Analytical
WWW.PACELABS.COM

CHAIN-OF-CUSTODY / Analytical Request Document

The Chain-of-Custody is a LEGAL DOCUMENT. All relevant fields must be completed accurately.

Section A Required Client Information:		Section B Required Project Information:		Section C Invoice Information:	
Company:	ATC Group Services	Report To:	Mark Breting	Attention:	
Address:	7988 Centerpoint Drive	Copy To:		Company Name:	
Indianapolis, IN 46256				Address:	
Email:	mark.breting@atcassociates.com	Purchase Order #:		Pace Quote:	
Phone:	NONE Fax:	Project Name:	Eagle Valley Profile 1 Report 2	Pace Project Manager:	hayden.putt@pacelabs.com
Requested Due Date:		Project #:		Pace Profile #:	6246 Line 29

Regulatory Agency	
State / Location	IN

ITEM #	SAMPLE ID (One Character per box. (A-Z, 0-9 / , -) Sample Ids must be unique)	MATRIX CODE (see valid codes to left)	SAMPLE TYPE (G=GRAB C=COMP)	COLLECTED START DATE	COLLECTED START TIME	COLLECTED END DATE	COLLECTED END TIME	SAMPLE TEMP AT COLLECTION	# OF CONTAINERS	Preservatives: Unpreserved	H2SO4	HNO3	HCl	NaOH + ZnAcetate	Na2S2O3	Methanol	Other	Analyses Test Y/N	TDS/ NO3,NO2-Wet	(Cl, F, SO4) IC	Metals, Total*	Metals Diss. Field Filtered**	Rad-228	Rad-226	Alkalinity, Ferrous Iron, pH	TOC by 5310C	DOC by 5310C	Sulfide	Phosphate		Residual Chlorine (Y/N)	
	MATRIX CODE: Drinking Water DW; Water WT; Waste Water WW; Product P; Soil/Solid SL; Oil OL; Wipe WP; Air AR; Other OT; Tissue TS																	Y/N				Y				Y					
13	MW-18S	WT							11	3	3	4		1					X	X	X	X	X	X	X	X	X	X			
14	MW-18I	WT							11	3	3	4		1					X	X	X	X	X	X	X	X	X	X			
15	MW-18D	WT							11	3	3	4		1					X	X	X	X	X	X	X	X	X	X			
16	MW-19S	WT				11.10.21	1420		11	3	3	4		1					X	X	X	X	X	X	X	X	X	X			009
17	MW-19I	WT				11.10.21	1450		11	3	3	4		1					X	X	X	X	X	X	X	X	X	X			010
18	MW-19D	WT				11.10.21	1555		11	3	3	4		1					X	X	X	X	X	X	X	X	X	X			011
19	DUP 2	WT							11	3	3	4		1					X	X	X	X	X	X	X	X	X	X			
20	FIELD BLANK 2	WT				11.10.21	1505		9	2	2	4		1					X	X	X	X	X	X	X	X	X	X			012
21	MS 2 17I	WT				11.10.21	1137		11	3	3	4		1					X	X	X	X	X	X	X	X	X	X			(006)
22	MSD 2 17I	WT				11.10.21	1137		11	3	3	4		1					X	X	X	X	X	X	X	X	X	X			(007)
23																															
24																															

ADDITIONAL COMMENTS	RELINQUISHED BY / AFFILIATION	DATE	TIME	ACCEPTED BY / AFFILIATION	DATE	TIME	SAMPLE CONDITIONS
* Metals: 6010 (Al, Ba, B, Fe, Mn, Mo, Ca, Mg, Na, K, Li, SiO2)	Jon Hill / ATC	11.11.21	1400	Bailey	11/11/21	1400	see page 1
6020 (Co, As, Se, Sb)							
** Dissolved FF 6010 (Mo, Mn)							
Alkalinity = (Total , Bicarb & Carb)							

SAMPLER NAME AND SIGNATURE						
PRINT Name of SAMPLER:	Jon Hill		TEMP in C	Received on Ice (Y/N)	Custody Sealed Cooler (Y/N)	Samples Intact (Y/N)
SIGNATURE of SAMPLER:		DATE Signed: 11.11.21				

F-IN-Q-290-rev.21, 02Feb2021

Pace Analytical®

SAMPLE CONDITION UPON RECEIPT FORM

Date/Time and Initials of person examining contents: BC 1444 11/11/21

1. **Courier:** ☐ FED EX ☐ UPS ☒ CLIENT ☐ PACE ☐ USPS ☐ OTHER _____

2. **Custody Seal on Cooler/Box Present:** ☐ Yes ☒ No

(If yes)Seals Intact: ☐ Yes ☐ No **(leave blank if no seals were present)**

3. **Thermometer:** 1 2 3 4 5 6 (A) B C D E F

4. **Cooler Temperature:** ①3.5/3.5 ②2.4/2.4 ③2.1/2.1 ④1.3/1.3

Temp should be above freezing to 6°C **(Initial/Corrected)**

5. **Packing Material:** ☐ Bubble Wrap ☒ Bubble Bags ☐ None ☐ Other _____

6. **Ice Type:** ☒ Wet ☐ Blue ☐ None

7. **If temp. is over 6°C or under 0°C, was the PM notified?:** ☐ Yes ☐ No

All discrepancies will be written out in the comments section below.

	Yes	No		Yes	No	N/A
USDA Regulated Soils? (HI, ID, NY, WA, OR,CA, NM, TX, OK, AR, LA, TN, AL, MS, NC, SC, GA, FL, or Puerto Rico)		✓	All containers needing acid/base pres. Have been CHECKED?: **exceptions: VOA, coliform, LLHg, O&G, and any container with a septum cap or preserved with HCl.** **Circle:** ~~HNO3 (<2)~~ ~~H2SO4 (<2)~~ NaOH (>10) ~~NaOH/ZnAc (>9)~~ Any non-conformance to pH recommendations will be noted on the container count form	✓		
Short Hold Time Analysis (48 hours or less)? **Analysis:** NO2, NO3	✓					
Time 5035A TC placed in Freezer or Short Holds To Lab	Time: 1504			Present	Absent	N/A
			Residual Chlorine Check (SVOC 625 Pest/PCB 608)			✓
Rush TAT Requested (4 days or less):		✓	Residual Chlorine Check (Total/Amenable/Free Cyanide)			✓
Custody Signatures Present?	✓		Headspace Wisconsin Sulfide?			✓
Containers Intact?:	✓		Headspace in VOA Vials (>6mm): See Containter Count form for details	Present	Absent	No VOA Vials Sent ✓
Sample Label (IDs/Dates/Times) Match COC?: Except TCs, which only require sample ID	✓		Trip Blank Present?		✓	
Extra labels on Terracore Vials? (soils only)		✓	Trip Blank Custody Seals?:			✓

COMMENTS:

per M.Breting, moved 001-003 to project 50305349; 004-012 remain on 50302629/ 121621 hrp

COC PAGE 1 of 2

Sample Container Count

SBS
DI
MeOH (only)
BK
Kit

** Place a RED dot on containers that are out of conformance **

COC Line Item	WGFU	R	DG9H VG9H	VOA VIAL HS (>6mm)	VG9U	DG9U	VG9T	AG0U	AG1H	AG1U	AG2U	AG3S	AG3SF	AG3C	BP1U	BP1N	BP2U	BP3U	BP3N	BP3F	BP3S	BP3B	BP3Z	CG3H	Syringe Kit			Matrix	HNO3/ H2SO4 pH <2	NaOH/ ZNAc pH >9	NaOH pH>10
1												1	1			2	1	2	1	1	1		1					ST	✓	✓	-
2												↓	↓			↓	↓	↓	↓	↓	↓		↓					↓	↓	↓	
3												↓	↓			↓	↓	↓	↓	↓	↓		↓					↓	↓	↓	
4																															
5																															
6																															
7																															
8																															
9																															
10												1	1			2	1	2	1	1	1		1					WT	✓	✓	
11												3	3			6	3	6	3	3	3		3					↓	↓	↓	
12												1	1			2	1	2	1	1	1		1					↓	↓	↓	

Container Codes

Glass

DG9H	40mL HCl amber voa vial	BG1T	1L Na Thiosulfate clear glass
DG9P	40mL TSP amber vial	BG1U	1L unpreserved glass
DG9S	40mL H2SO4 amber vial	BG3H	250mL HCl Clear Glass
DG9T	40mL Na Thio amber vial	BG3U	250mL Unpres Clear Glass
DG9U	40mL unpreserved amber vial	AG0U	100mL unpres amber glass
VG9H	40mL HCl clear vial	AG1H	1L HCl amber glass
VG9T	40mL Na Thio. clear vial	AG1S	1L H2SO4 amber glass
VG9U	40mL unpreserved clear vial	AG1T	1L Na Thiosulfate amber glass
I	40mL w/hexane wipe vial	AG1U	1liter unpres amber glass
WGKU	8oz unpreserved clear jar	AG2N	500mL HNO3 amber glass
WGFU	4oz clear soil jar	AG2S	500mL H2SO4 amber glass
JGFU	4oz unpreserved amber wide	AG2U	500mL unpres amber glass
CG3H	250mL clear glass HCl	AG3S	250mL H2SO4 amber glass
BG1H	1L HCl clear glass	AG3SF	250mL H2SO4 amb glass -field filtered
BG1S	1L H2SO4 clear glass	AG3U	250mL unpres amber glass
GN	General	AG3C	250mL NaOH amber glass

Plastic / Misc.

BP1B	1L NaOH plastic
BP1N	1L HNO3 plastic
BP1S	1L H2SO4 plastic
BP1U	1L unpreserved plastic
BP1Z	1L NaOH, Zn, Ac
BP2N	500mL HNO3 plastic
BP2C	500mL NaOH plastic
BP2S	500mL H2SO4 plastic
BP2U	500mL unpreserved plastic
BP2Z	500mL NaOH, Zn Ac
BP3B	250mL NaOH plastic
BP3N	250mL HNO3 plastic
BP3F	250mL HNO3 plastic-field filtered
BP3U	250mL unpreserved plastic
BP3S	250mL H2SO4 plastic
BP3Z	250mL NaOH, ZnAc plastic

BP4U	125mL unpreserved plastic
BP4N	125mL HNO3 plastic
BP4S	125mL H2SO4 plastic

Syringe Kit	LL Cr+6 sampling kit

AF	Air Filter
C	Air Cassettes
R	Terracore kit
SP5T	120mL Coliform Na Thiosulfate
U	Summa Can
ZPLC	Ziploc Bag

WT		Water	
SL		Solid	
NAL	OL	Non-aqueous liquid	Oil
WP		Wipe	

COC PAGE 2 of 2

Sample Container Count

SBS
DI
MeOH (only)
BK
Kit

** Place a RED dot on containers that are out of conformance **

COC Line Item	WGFU	R	DG9H VG9H	VOA VIAL HS (>6mm)	VG9U	DG9U	VG9T	AG0U	AG1H	AG1U	AG2U	AG3S	AG3SF	AG3C	BP1U	BP1N	BP2U	BP3U	BP3N	BP3F	BP3S	BP3B	BP3Z	CG3H	Syringe Kit			Matrix	HNO3/ H2SO4 pH <2	NaOH/ ZNAc pH >9	NaOH pH>10
1																															
2																															
3																															
4												1	1			2	1	2	1	1	1		1					WT	✓	✓	
5												↓	↓			↓	↓	↓	↓	↓	↓		↓					↓	↓	↓	
6												↓	↓			↓	↓	↓	↓	↓	↓		↓					↓	↓	↓	
7																															
8												1				2	1	2	1		1		1					WT	✓	✓	
9																															
10																															
11																															
12																															

Container Codes

Glass

DG9H	40mL HCl amber voa vial	BG1T	1L Na Thiosulfate clear glass	BP1B	1L NaOH plastic
DG9P	40mL TSP amber vial	BG1U	1L unpreserved glass	BP1N	1L HNO3 plastic
DG9S	40mL H2SO4 amber vial	BG3H	250mL HCl Clear Glass	BP1S	1L H2SO4 plastic
DG9T	40mL Na Thio amber vial	BG3U	250mL Unpres Clear Glass	BP1U	1L unpreserved plastic
DG9U	40mL unpreserved amber vial	AG0U	100mL unpres amber glass	BP1Z	1L NaOH, Zn, Ac
VG9H	40mL HCl clear vial	AG1H	1L HCl amber glass	BP2N	500mL HNO3 plastic
VG9T	40mL Na Thio. clear vial	AG1S	1L H2SO4 amber glass	BP2C	500mL NaOH plastic
VG9U	40mL unpreserved clear vial	AG1T	1L Na Thiosulfate amber glass	BP2S	500mL H2SO4 plastic
I	40mL w/hexane wipe vial	AG1U	1liter unpres amber glass	BP2U	500mL unpreserved plastic
WGKU	8oz unpreserved clear jar	AG2N	500mL HNO3 amber glass	BP2Z	500mL NaOH, Zn Ac
WGFU	4oz clear soil jar	AG2S	500mL H2SO4 amber glass	BP3B	250mL NaOH plastic
JGFU	4oz unpreserved amber wide	AG2U	500mL unpres amber glass	BP3N	250mL HNO3 plastic
CG3H	250mL clear glass HCl	AG3S	250mL H2SO4 amber glass	BP3F	250mL HNO3 plastic-field filtered
BG1H	1L HCl clear glass	AG3SF	250mL H2SO4 amb glass -field filtered	BP3U	250mL unpreserved plastic
BG1S	1L H2SO4 clear glass	AG3U	250mL unpres amber glass	BP3S	250mL H2SO4 plastic
GN	General	AG3C	250mL NaOH amber glass	BP3Z	250mL NaOH, ZnAc plastic

Plastic / Misc.

BP4U	125mL unpreserved plastic
BP4N	125mL HNO3 plastic
BP4S	125mL H2SO4 plastic

Syringe Kit	LL Cr+6 sampling kit

AF	Air Filter
C	Air Cassettes
R	Terracore kit
SP5T	120mL Coliform Na Thiosulfate
U	Summa Can
ZPLC	Ziploc Bag

WT		Water	
SL		Solid	
NAL	OL	Non-aqueous liquid	Oil
WP		Wipe	

MAY 2022

Pace Analytical Services, LLC
7726 Moller Road
Indianapolis, IN 46268
(317)228-3100

July 27, 2022

Mr. Mark Breting
ATC Group Services
7988 Centerpoint Drive
Suite 100
Indianapolis, IN 46256

RE: Project: Eagle Valley P1R1
Pace Project No.: 50316081

Dear Mr. Breting:

Enclosed are the analytical results for sample(s) received by the laboratory on May 10, 2022. The results relate only to the samples included in this report. Results reported herein conform to the applicable TNI/NELAC Standards and the laboratory's Quality Manual, where applicable, unless otherwise noted in the body of the report.

The test results provided in this final report were generated by each of the following laboratories within the Pace Network:

- Pace Analytical Services - Indianapolis
- Pace Analytical Services - Greensburg

If you have any questions concerning this report, please feel free to contact me.

Sincerely,

Hayden Putt
hayden.putt@pacelabs.com
(317)228-3145
Project Manager

Enclosures

cc: Mr. Robert Miller, Haley & Aldrich

This report shall not be reproduced, except in full,
without the written consent of Pace Analytical Services, LLC.

Pace Analytical Services, LLC
7726 Moller Road
Indianapolis, IN 46268
(317)228-3100

CERTIFICATIONS

Project: Eagle Valley P1R1
Pace Project No.: 50316081

Pace Analytical Services Pennsylvania

1638 Roseytown Rd Suites 2,3&4, Greensburg, PA 15601
ANAB DOD-ELAP Rad Accreditation #: L2417
Alabama Certification #: 41590
Arizona Certification #: AZ0734
Arkansas Certification
California Certification #: 04222CA
Colorado Certification #: PA01547
Connecticut Certification #: PH-0694
Delaware Certification
EPA Region 4 DW Rad
Florida/TNI Certification #: E87683
Georgia Certification #: C040
Florida: Cert E871149 SEKS WET
Guam Certification
Hawaii Certification
Idaho Certification
Illinois Certification
Indiana Certification
Iowa Certification #: 391
Kansas/TNI Certification #: E-10358
Kentucky Certification #: KY90133
KY WW Permit #: KY0098221
KY WW Permit #: KY0000221
Louisiana DHH/TNI Certification #: LA180012
Louisiana DEQ/TNI Certification #: 4086
Maine Certification #: 2017020
Maryland Certification #: 308
Massachusetts Certification #: M-PA1457
Michigan/PADEP Certification #: 9991
Missouri Certification #: 235
Montana Certification #: Cert0082
Nebraska Certification #: NE-OS-29-14
Nevada Certification #: PA014572018-1
New Hampshire/TNI Certification #: 297617
New Jersey/TNI Certification #: PA051
New Mexico Certification #: PA01457
New York/TNI Certification #: 10888
North Carolina Certification #: 42706
North Dakota Certification #: R-190
Ohio EPA Rad Approval: #41249
Oregon/TNI Certification #: PA200002-010
Pennsylvania/TNI Certification #: 65-00282
Puerto Rico Certification #: PA01457
Rhode Island Certification #: 65-00282
South Dakota Certification
Tennessee Certification #: 02867
Texas/TNI Certification #: T104704188-17-3
Utah/TNI Certification #: PA014572017-9
USDA Soil Permit #: P330-17-00091
Vermont Dept. of Health: ID# VT-0282
Virgin Island/PADEP Certification
Virginia/VELAP Certification #: 460198
Washington Certification #: C868
West Virginia DEP Certification #: 143
West Virginia DHHR Certification #: 9964C
Wisconsin Approve List for Rad
Wyoming Certification #: 8TMS-L

Pace Analytical Services Indianapolis

7726 Moller Road, Indianapolis, IN 46268
Illinois Accreditation #: 200074
Indiana Drinking Water Laboratory #: C-49-06
Kansas/TNI Certification #: E-10177
Kentucky UST Agency Interest #: 80226
Kentucky WW Laboratory ID #: 98019
Michigan Drinking Water Laboratory #9050
Ohio VAP Certified Laboratory #: CL0065
Oklahoma Laboratory #: 9204
Texas Certification #: T104704355
Wisconsin Laboratory #: 999788130
USDA Soil Permit #: P330-19-00257

This report shall not be reproduced, except in full,
without the written consent of Pace Analytical Services, LLC.

Pace Analytical Services, LLC
7726 Moller Road
Indianapolis, IN 46268
(317)228-3100

SAMPLE SUMMARY

Project: Eagle Valley P1R1
Pace Project No.: 50316081

Lab ID	Sample ID	Matrix	Date Collected	Date Received
50316081001	**MW-9I**	Water	05/09/22 15:00	05/10/22 14:25
50316081002	**MW-9D**	Water	05/09/22 15:10	05/10/22 14:25

This report shall not be reproduced, except in full,
without the written consent of Pace Analytical Services, LLC.

Pace Analytical Services, LLC
7726 Moller Road
Indianapolis, IN 46268
(317)228-3100

SAMPLE ANALYTE COUNT

Project: Eagle Valley P1R1
Pace Project No.: 50316081

Lab ID	Sample ID	Method	Analysts	Analytes Reported	Laboratory
50316081001	**MW-9I**	EPA 9056	BK1	3	PASI-I
		EPA 6010	MTM	15	PASI-I
		EPA 6010	JPK	2	PASI-I
		EPA 6020	CAW	6	PASI-I
		EPA 7470	EAE	1	PASI-I
		EPA 903.1	SLC	1	PASI-PA
		EPA 904.0	VAL	1	PASI-PA
		Total Radium Calculation	JAL	1	PASI-PA
		SM 2320B	SLB	3	PASI-I
		SM 2540C	BSW	1	PASI-I
		SM 4500-H+B	SWJ	1	PASI-I
		SM 4500-S2-D	SWJ	1	PASI-I
		HACH 8146	SWJ	1	PASI-I
		EPA 353.2	OAS	2	PASI-I
		EPA 365.1	ZM	1	PASI-I
		SM 5310C	ZM	1	PASI-I
		SM 5310C	ZM	1	PASI-I
50316081002	**MW-9D**	EPA 9056	BK1	3	PASI-I
		EPA 6010	MTM	15	PASI-I
		EPA 6010	JPK	2	PASI-I
		EPA 6020	CAW	6	PASI-I
		EPA 7470	EAE	1	PASI-I
		EPA 903.1	SLC	1	PASI-PA
		EPA 904.0	VAL	1	PASI-PA
		Total Radium Calculation	JAL	1	PASI-PA
		SM 2320B	SLB	3	PASI-I
		SM 2540C	BSW	1	PASI-I
		SM 4500-H+B	SWJ	1	PASI-I
		SM 4500-S2-D	SWJ	1	PASI-I
		HACH 8146	SWJ	1	PASI-I
		EPA 353.2	OAS	2	PASI-I
		EPA 365.1	ZM	1	PASI-I
		SM 5310C	ZM	1	PASI-I
		SM 5310C	ZM	1	PASI-I

PASI-I = Pace Analytical Services - Indianapolis
PASI-PA = Pace Analytical Services - Greensburg

This report shall not be reproduced, except in full,
without the written consent of Pace Analytical Services, LLC.

Pace Analytical Services, LLC
7726 Moller Road
Indianapolis, IN 46268
(317)228-3100

SUMMARY OF DETECTION

Project: Eagle Valley P1R1
Pace Project No.: 50316081

Lab Sample ID / Method	Client Sample ID / Parameters	Result	Units	Report Limit	Analyzed	Qualifiers
50316081001	**MW-9I**					
EPA 9056	Chloride	150	mg/L	25.0	05/21/22 14:54	
EPA 9056	Fluoride	0.41	mg/L	0.10	05/21/22 14:18	
EPA 9056	Sulfate	219	mg/L	2.5	05/21/22 14:36	
EPA 6010	Barium	52.6	ug/L	10.0	05/21/22 13:02	
EPA 6010	Boron	1460	ug/L	100	05/21/22 13:02	
EPA 6010	Calcium	91800	ug/L	1000	05/21/22 13:02	
EPA 6010	Magnesium	28000	ug/L	1000	05/21/22 13:02	
EPA 6010	Manganese	286	ug/L	10.0	05/21/22 13:02	
EPA 6010	Molybdenum	10.8	ug/L	10.0	05/21/22 13:02	
EPA 6010	Potassium	6020	ug/L	1000	05/21/22 13:02	
EPA 6010	Silica	9050	ug/L	450	05/21/22 13:02	N2
EPA 6010	Sodium	141000	ug/L	1000	05/21/22 13:02	
EPA 6010	Manganese, Dissolved	269	ug/L	10.0	05/21/22 01:58	
EPA 6010	Molybdenum, Dissolved	10.7	ug/L	10.0	05/21/22 01:58	
EPA 903.1	Radium-226	0.893 ± 0.750 (1.07) C:NA T:92%	pCi/L		06/17/22 16:10	
EPA 904.0	Radium-228	0.498 ± 0.461 (0.939) C:60% T:89%	pCi/L		06/14/22 13:33	
Total Radium Calculation	Total Radium	1.39 ± 1.21 (2.01)	pCi/L		06/20/22 14:27	
SM 2320B	Alkalinity, Total as CaCO3	228	mg/L	2.0	05/17/22 15:54	
SM 2320B	Alkalinity,Bicarbonate (CaCO3)	228	mg/L	2.0	05/17/22 15:54	
SM 2540C	Total Dissolved Solids	752	mg/L	20.0	05/13/22 16:01	
SM 4500-H+B	pH at 25 Degrees C	7.8	Std. Units	0.10	05/16/22 11:19	H3
SM 5310C	Total Organic Carbon	1.3	mg/L	1.0	05/19/22 21:11	
SM 5310C	Dissolved Organic Carbon	3.0	mg/L	1.0	05/18/22 17:32	
50316081002	**MW-9D**					
EPA 9056	Chloride	76.9	mg/L	2.5	05/21/22 15:31	
EPA 9056	Fluoride	0.16	mg/L	0.10	05/21/22 15:13	
EPA 9056	Sulfate	83.0	mg/L	2.5	05/21/22 15:31	
EPA 6010	Barium	118	ug/L	10.0	05/21/22 13:15	
EPA 6010	Calcium	101000	ug/L	1000	05/21/22 13:15	
EPA 6010	Iron	137	ug/L	100	05/21/22 13:15	
EPA 6010	Magnesium	25700	ug/L	1000	05/21/22 13:15	
EPA 6010	Manganese	192	ug/L	10.0	05/21/22 13:15	
EPA 6010	Potassium	3060	ug/L	1000	05/21/22 13:15	
EPA 6010	Silica	12700	ug/L	450	05/21/22 13:15	N2
EPA 6010	Sodium	54400	ug/L	1000	05/21/22 13:15	
EPA 6010	Manganese, Dissolved	181	ug/L	10.0	05/21/22 02:00	
EPA 903.1	Radium-226	-0.0824 ± 0.582 (1.24) C:NA T:101%	pCi/L		06/17/22 16:10	

REPORT OF LABORATORY ANALYSIS

This report shall not be reproduced, except in full,
without the written consent of Pace Analytical Services, LLC.

Pace Analytical Services, LLC
7726 Moller Road
Indianapolis, IN 46268
(317)228-3100

SUMMARY OF DETECTION

Project: Eagle Valley P1R1
Pace Project No.: 50316081

Lab Sample ID / Method	Client Sample ID / Parameters	Result	Units	Report Limit	Analyzed	Qualifiers
50316081002	**MW-9D**					
EPA 904.0	Radium-228	0.224 ± 0.373 (0.813) C:62% T:87%	pCi/L		06/14/22 13:32	
Total Radium Calculation	Total Radium	0.224 ± 0.955 (2.05)	pCi/L		06/20/22 14:27	
SM 2320B	Alkalinity, Total as CaCO3	312	mg/L	2.0	05/17/22 15:54	
SM 2320B	Alkalinity,Bicarbonate (CaCO3)	312	mg/L	2.0	05/17/22 15:54	
SM 2540C	Total Dissolved Solids	530	mg/L	10.0	05/13/22 16:01	
SM 4500-H+B	pH at 25 Degrees C	7.6	Std. Units	0.10	05/16/22 11:20	H3
SM 5310C	Dissolved Organic Carbon	1.1	mg/L	1.0	05/18/22 17:42	

This report shall not be reproduced, except in full,
without the written consent of Pace Analytical Services, LLC.

Pace Analytical Services, LLC
7726 Moller Road
Indianapolis, IN 46268
(317)228-3100

ANALYTICAL RESULTS

Project: Eagle Valley P1R1
Pace Project No.: 50316081

Sample: MW-9I **Lab ID: 50316081001** Collected: 05/09/22 15:00 Received: 05/10/22 14:25 Matrix: Water

Parameters	Results	Units	Report Limit	DF	Prepared	Analyzed	CAS No.	Qual
9056 IC Anions	Analytical Method: EPA 9056							
	Pace Analytical Services - Indianapolis							
Chloride	**150**	mg/L	25.0	100		05/21/22 14:54	16887-00-6	
Fluoride	**0.41**	mg/L	0.10	1		05/21/22 14:18	16984-48-8	
Sulfate	**219**	mg/L	2.5	10		05/21/22 14:36	14808-79-8	
6010 MET ICP	Analytical Method: EPA 6010 Preparation Method: EPA 3010							
	Pace Analytical Services - Indianapolis							
Aluminum	ND	ug/L	200	1	05/18/22 09:15	05/21/22 13:02	7429-90-5	
Barium	**52.6**	ug/L	10.0	1	05/18/22 09:15	05/21/22 13:02	7440-39-3	
Boron	**1460**	ug/L	100	1	05/18/22 09:15	05/21/22 13:02	7440-42-8	
Cadmium	ND	ug/L	2.0	1	05/18/22 09:15	05/21/22 13:02	7440-43-9	
Calcium	**91800**	ug/L	1000	1	05/18/22 09:15	05/21/22 13:02	7440-70-2	
Chromium	ND	ug/L	10.0	1	05/18/22 09:15	05/21/22 13:02	7440-47-3	
Iron	ND	ug/L	100	1	05/18/22 09:15	05/21/22 13:02	7439-89-6	
Lead	ND	ug/L	10.0	1	05/18/22 09:15	05/21/22 13:02	7439-92-1	
Lithium	ND	ug/L	20.0	1	05/18/22 09:15	05/21/22 13:02	7439-93-2	
Magnesium	**28000**	ug/L	1000	1	05/18/22 09:15	05/21/22 13:02	7439-95-4	
Manganese	**286**	ug/L	10.0	1	05/18/22 09:15	05/21/22 13:02	7439-96-5	
Molybdenum	**10.8**	ug/L	10.0	1	05/18/22 09:15	05/21/22 13:02	7439-98-7	
Potassium	**6020**	ug/L	1000	1	05/18/22 09:15	05/21/22 13:02	7440-09-7	
Silica	**9050**	ug/L	450	1	05/18/22 09:15	05/21/22 13:02	7631-86-9	N2
Sodium	**141000**	ug/L	1000	1	05/18/22 09:15	05/21/22 13:02	7440-23-5	
6010 MET ICP, Dissolved	Analytical Method: EPA 6010 Preparation Method: EPA 3010							
	Pace Analytical Services - Indianapolis							
Manganese, Dissolved	**269**	ug/L	10.0	1	05/20/22 06:45	05/21/22 01:58	7439-96-5	
Molybdenum, Dissolved	**10.7**	ug/L	10.0	1	05/20/22 06:45	05/21/22 01:58	7439-98-7	
6020 MET ICPMS	Analytical Method: EPA 6020 Preparation Method: EPA 200.2							
	Pace Analytical Services - Indianapolis							
Antimony	ND	ug/L	1.0	1	05/13/22 09:30	05/14/22 23:17	7440-36-0	
Arsenic	ND	ug/L	1.0	1	05/13/22 09:30	05/14/22 23:17	7440-38-2	
Beryllium	ND	ug/L	0.20	1	05/13/22 09:30	05/14/22 23:17	7440-41-7	CU
Cobalt	ND	ug/L	1.0	1	05/13/22 09:30	05/14/22 23:17	7440-48-4	
Selenium	ND	ug/L	1.0	1	05/13/22 09:30	05/14/22 23:17	7782-49-2	
Thallium	ND	ug/L	1.0	1	05/13/22 09:30	05/14/22 23:17	7440-28-0	
7470 Mercury	Analytical Method: EPA 7470 Preparation Method: EPA 7470							
	Pace Analytical Services - Indianapolis							
Mercury	ND	ug/L	0.20	1	05/13/22 11:53	05/15/22 19:43	7439-97-6	
2320B Alkalinity	Analytical Method: SM 2320B							
	Pace Analytical Services - Indianapolis							
Alkalinity, Total as CaCO3	**228**	mg/L	2.0	1		05/17/22 15:54		
Alkalinity,Bicarbonate (CaCO3)	**228**	mg/L	2.0	1		05/17/22 15:54		
Alkalinity,Carbonate (CaCO3)	ND	mg/L	2.0	1		05/17/22 15:54		

REPORT OF LABORATORY ANALYSIS

This report shall not be reproduced, except in full,
without the written consent of Pace Analytical Services, LLC.

Pace Analytical Services, LLC
7726 Moller Road
Indianapolis, IN 46268
(317)228-3100

ANALYTICAL RESULTS

Project: Eagle Valley P1R1
Pace Project No.: 50316081

Sample: MW-9I **Lab ID: 50316081001** Collected: 05/09/22 15:00 Received: 05/10/22 14:25 Matrix: Water

Parameters	Results	Units	Report Limit	DF	Prepared	Analyzed	CAS No.	Qual
2540C Total Dissolved Solids	Analytical Method: SM 2540C Pace Analytical Services - Indianapolis							
Total Dissolved Solids	**752**	mg/L	20.0	1		05/13/22 16:01		
4500H+ pH, Electrometric	Analytical Method: SM 4500-H+B Pace Analytical Services - Indianapolis							
pH at 25 Degrees C	**7.8**	Std. Units	0.10	1		05/16/22 11:19		H3
4500S2D Sulfide Water	Analytical Method: SM 4500-S2-D Pace Analytical Services - Indianapolis							
Sulfide	ND	mg/L	0.10	1		05/13/22 09:47	18496-25-8	
Iron, Ferrous	Analytical Method: HACH 8146 Pace Analytical Services - Indianapolis							
Iron, Ferrous	ND	mg/L	0.20	1		05/11/22 08:43	15438-31-0	H3,N2
353.2 Nitrogen, NO2/NO3 unpres	Analytical Method: EPA 353.2 Pace Analytical Services - Indianapolis							
Nitrogen, Nitrate	ND	mg/L	0.10	1		05/10/22 17:09	14797-55-8	
Nitrogen, Nitrite	ND	mg/L	0.10	1		05/10/22 17:09	14797-65-0	
365.1 Total Phosphorus	Analytical Method: EPA 365.1 Preparation Method: EPA 365.1 Pace Analytical Services - Indianapolis							
Phosphate as P04	ND	mg/L	0.15	1	05/11/22 11:30	05/14/22 09:27		
5310C TOC	Analytical Method: SM 5310C Pace Analytical Services - Indianapolis							
Total Organic Carbon	**1.3**	mg/L	1.0	1		05/19/22 21:11	7440-44-0	
5310C Dissolved Organic Carbon	Analytical Method: SM 5310C Pace Analytical Services - Indianapolis							
Dissolved Organic Carbon	**3.0**	mg/L	1.0	1		05/18/22 17:32		

REPORT OF LABORATORY ANALYSIS

This report shall not be reproduced, except in full,
without the written consent of Pace Analytical Services, LLC.

Pace Analytical Services, LLC
7726 Moller Road
Indianapolis, IN 46268
(317)228-3100

ANALYTICAL RESULTS

Project: Eagle Valley P1R1
Pace Project No.: 50316081

Sample: MW-9D **Lab ID: 50316081002** Collected: 05/09/22 15:10 Received: 05/10/22 14:25 Matrix: Water

Parameters	Results	Units	Report Limit	DF	Prepared	Analyzed	CAS No.	Qual
9056 IC Anions	Analytical Method: EPA 9056							
	Pace Analytical Services - Indianapolis							
Chloride	**76.9**	mg/L	2.5	10		05/21/22 15:31	16887-00-6	
Fluoride	**0.16**	mg/L	0.10	1		05/21/22 15:13	16984-48-8	
Sulfate	**83.0**	mg/L	2.5	10		05/21/22 15:31	14808-79-8	
6010 MET ICP	Analytical Method: EPA 6010 Preparation Method: EPA 3010							
	Pace Analytical Services - Indianapolis							
Aluminum	ND	ug/L	200	1	05/18/22 09:15	05/21/22 13:15	7429-90-5	
Barium	**118**	ug/L	10.0	1	05/18/22 09:15	05/21/22 13:15	7440-39-3	
Boron	ND	ug/L	100	1	05/18/22 09:15	05/21/22 13:15	7440-42-8	
Cadmium	ND	ug/L	2.0	1	05/18/22 09:15	05/21/22 13:15	7440-43-9	
Calcium	**101000**	ug/L	1000	1	05/18/22 09:15	05/21/22 13:15	7440-70-2	
Chromium	ND	ug/L	10.0	1	05/18/22 09:15	05/21/22 13:15	7440-47-3	
Iron	**137**	ug/L	100	1	05/18/22 09:15	05/21/22 13:15	7439-89-6	
Lead	ND	ug/L	10.0	1	05/18/22 09:15	05/21/22 13:15	7439-92-1	
Lithium	ND	ug/L	20.0	1	05/18/22 09:15	05/21/22 13:15	7439-93-2	
Magnesium	**25700**	ug/L	1000	1	05/18/22 09:15	05/21/22 13:15	7439-95-4	
Manganese	**192**	ug/L	10.0	1	05/18/22 09:15	05/21/22 13:15	7439-96-5	
Molybdenum	ND	ug/L	10.0	1	05/18/22 09:15	05/21/22 13:15	7439-98-7	
Potassium	**3060**	ug/L	1000	1	05/18/22 09:15	05/21/22 13:15	7440-09-7	
Silica	**12700**	ug/L	450	1	05/18/22 09:15	05/21/22 13:15	7631-86-9	N2
Sodium	**54400**	ug/L	1000	1	05/18/22 09:15	05/21/22 13:15	7440-23-5	
6010 MET ICP, Dissolved	Analytical Method: EPA 6010 Preparation Method: EPA 3010							
	Pace Analytical Services - Indianapolis							
Manganese, Dissolved	**181**	ug/L	10.0	1	05/20/22 06:45	05/21/22 02:00	7439-96-5	
Molybdenum, Dissolved	ND	ug/L	10.0	1	05/20/22 06:45	05/21/22 02:00	7439-98-7	
6020 MET ICPMS	Analytical Method: EPA 6020 Preparation Method: EPA 200.2							
	Pace Analytical Services - Indianapolis							
Antimony	ND	ug/L	1.0	1	05/13/22 09:30	05/14/22 23:22	7440-36-0	
Arsenic	ND	ug/L	1.0	1	05/13/22 09:30	05/14/22 23:22	7440-38-2	
Beryllium	ND	ug/L	0.20	1	05/13/22 09:30	05/14/22 23:22	7440-41-7	CU
Cobalt	ND	ug/L	1.0	1	05/13/22 09:30	05/14/22 23:22	7440-48-4	
Selenium	ND	ug/L	1.0	1	05/13/22 09:30	05/14/22 23:22	7782-49-2	
Thallium	ND	ug/L	1.0	1	05/13/22 09:30	05/14/22 23:22	7440-28-0	
7470 Mercury	Analytical Method: EPA 7470 Preparation Method: EPA 7470							
	Pace Analytical Services - Indianapolis							
Mercury	ND	ug/L	0.20	1	05/13/22 11:53	05/15/22 19:45	7439-97-6	
2320B Alkalinity	Analytical Method: SM 2320B							
	Pace Analytical Services - Indianapolis							
Alkalinity, Total as CaCO3	**312**	mg/L	2.0	1		05/17/22 15:54		
Alkalinity,Bicarbonate (CaCO3)	**312**	mg/L	2.0	1		05/17/22 15:54		
Alkalinity,Carbonate (CaCO3)	ND	mg/L	2.0	1		05/17/22 15:54		

REPORT OF LABORATORY ANALYSIS

This report shall not be reproduced, except in full,
without the written consent of Pace Analytical Services, LLC.

Pace Analytical Services, LLC
7726 Moller Road
Indianapolis, IN 46268
(317)228-3100

ANALYTICAL RESULTS

Project: Eagle Valley P1R1
Pace Project No.: 50316081

Sample: MW-9D **Lab ID: 50316081002** Collected: 05/09/22 15:10 Received: 05/10/22 14:25 Matrix: Water

Parameters	Results	Units	Report Limit	DF	Prepared	Analyzed	CAS No.	Qual
2540C Total Dissolved Solids	Analytical Method: SM 2540C Pace Analytical Services - Indianapolis							
Total Dissolved Solids	**530**	mg/L	10.0	1		05/13/22 16:01		
4500H+ pH, Electrometric	Analytical Method: SM 4500-H+B Pace Analytical Services - Indianapolis							
pH at 25 Degrees C	**7.6**	Std. Units	0.10	1		05/16/22 11:20		H3
4500S2D Sulfide Water	Analytical Method: SM 4500-S2-D Pace Analytical Services - Indianapolis							
Sulfide	ND	mg/L	0.10	1		05/13/22 09:47	18496-25-8	
Iron, Ferrous	Analytical Method: HACH 8146 Pace Analytical Services - Indianapolis							
Iron, Ferrous	ND	mg/L	0.20	1		05/11/22 08:43	15438-31-0	H3,N2
353.2 Nitrogen, NO2/NO3 unpres	Analytical Method: EPA 353.2 Pace Analytical Services - Indianapolis							
Nitrogen, Nitrate	ND	mg/L	0.10	1		05/10/22 17:16	14797-55-8	
Nitrogen, Nitrite	ND	mg/L	0.10	1		05/10/22 17:16	14797-65-0	
365.1 Total Phosphorus	Analytical Method: EPA 365.1 Preparation Method: EPA 365.1 Pace Analytical Services - Indianapolis							
Phosphate as P04	ND	mg/L	0.15	1	05/11/22 11:30	05/14/22 09:28		
5310C TOC	Analytical Method: SM 5310C Pace Analytical Services - Indianapolis							
Total Organic Carbon	ND	mg/L	1.0	1		05/19/22 21:22	7440-44-0	
5310C Dissolved Organic Carbon	Analytical Method: SM 5310C Pace Analytical Services - Indianapolis							
Dissolved Organic Carbon	**1.1**	mg/L	1.0	1		05/18/22 17:42		

REPORT OF LABORATORY ANALYSIS

This report shall not be reproduced, except in full,
without the written consent of Pace Analytical Services, LLC.

Pace Analytical Services, LLC
7726 Moller Road
Indianapolis, IN 46268
(317)228-3100

QUALITY CONTROL DATA

Project: Eagle Valley P1R1
Pace Project No.: 50316081

QC Batch: 677226
QC Batch Method: EPA 9056
Analysis Method: EPA 9056
Analysis Description: 9056 IC Anions
Laboratory: Pace Analytical Services - Indianapolis
Associated Lab Samples: 50316081001, 50316081002

METHOD BLANK: 3118110 Matrix: Water
Associated Lab Samples: 50316081001, 50316081002

Parameter	Units	Blank Result	Reporting Limit	Analyzed	Qualifiers
Chloride	mg/L	ND	0.25	05/21/22 10:18	
Fluoride	mg/L	ND	0.10	05/21/22 10:18	
Sulfate	mg/L	ND	0.25	05/21/22 10:18	

LABORATORY CONTROL SAMPLE: 3118111

Parameter	Units	Spike Conc.	LCS Result	LCS % Rec	% Rec Limits	Qualifiers
Chloride	mg/L	1.2	1.2	93	80-120	
Fluoride	mg/L	0.5	0.53	107	80-120	
Sulfate	mg/L	2.5	2.4	97	80-120	

MATRIX SPIKE & MATRIX SPIKE DUPLICATE: 3118112 3118113

Parameter	Units	50316088002 Result	MS Spike Conc.	MSD Spike Conc.	MS Result	MSD Result	MS % Rec	MSD % Rec	% Rec Limits	RPD	Max RPD	Qual
Chloride	mg/L	46.8	12.5	12.5	58.2	59.4	91	101	80-120	2	15	
Fluoride	mg/L	0.17	0.5	0.5	0.73	0.73	113	113	80-120	0	15	
Sulfate	mg/L	29.1	25	25	52.5	52.7	94	94	80-120	0	15	

Results presented on this page are in the units indicated by the "Units" column except where an alternate unit is presented to the right of the result.

REPORT OF LABORATORY ANALYSIS

This report shall not be reproduced, except in full,
without the written consent of Pace Analytical Services, LLC.

Pace Analytical Services, LLC
7726 Moller Road
Indianapolis, IN 46268
(317)228-3100

QUALITY CONTROL DATA

Project: Eagle Valley P1R1
Pace Project No.: 50316081

QC Batch: 675897
QC Batch Method: EPA 7470
Analysis Method: EPA 7470
Analysis Description: 7470 Mercury
Laboratory: Pace Analytical Services - Indianapolis
Associated Lab Samples: 50316081001, 50316081002

METHOD BLANK: 3112088 Matrix: Water
Associated Lab Samples: 50316081001, 50316081002

Parameter	Units	Blank Result	Reporting Limit	Analyzed	Qualifiers
Mercury	ug/L	ND	0.20	05/15/22 18:42	

LABORATORY CONTROL SAMPLE: 3112089

Parameter	Units	Spike Conc.	LCS Result	LCS % Rec	% Rec Limits	Qualifiers
Mercury	ug/L	5	5.2	103	80-120	

MATRIX SPIKE & MATRIX SPIKE DUPLICATE: 3112090 3112091

Parameter	Units	50316081002 Result	MS Spike Conc.	MSD Spike Conc.	MS Result	MSD Result	MS % Rec	MSD % Rec	% Rec Limits	RPD	Max RPD	Qual
Mercury	ug/L	ND	5	5	5.2	5.0	104	99	75-125	5	20	

Results presented on this page are in the units indicated by the "Units" column except where an alternate unit is presented to the right of the result.

REPORT OF LABORATORY ANALYSIS

This report shall not be reproduced, except in full,
without the written consent of Pace Analytical Services, LLC.

Pace Analytical Services, LLC
7726 Moller Road
Indianapolis, IN 46268
(317)228-3100

QUALITY CONTROL DATA

Project: Eagle Valley P1R1
Pace Project No.: 50316081

QC Batch: 676717
QC Batch Method: EPA 3010
Analysis Method: EPA 6010
Analysis Description: 6010 MET
Laboratory: Pace Analytical Services - Indianapolis
Associated Lab Samples: 50316081001, 50316081002

METHOD BLANK: 3115599 Matrix: Water
Associated Lab Samples: 50316081001, 50316081002

Parameter	Units	Blank Result	Reporting Limit	Analyzed	Qualifiers
Aluminum	ug/L	ND	200	05/21/22 12:45	
Barium	ug/L	ND	10.0	05/21/22 12:45	
Boron	ug/L	ND	100	05/21/22 12:45	
Cadmium	ug/L	ND	2.0	05/21/22 12:45	
Calcium	ug/L	ND	1000	05/21/22 12:45	
Chromium	ug/L	ND	10.0	05/21/22 12:45	
Iron	ug/L	ND	100	05/21/22 12:45	
Lead	ug/L	ND	10.0	05/21/22 12:45	
Lithium	ug/L	ND	20.0	05/21/22 12:45	
Magnesium	ug/L	ND	1000	05/21/22 12:45	
Manganese	ug/L	ND	10.0	05/21/22 12:45	
Molybdenum	ug/L	ND	10.0	05/21/22 12:45	
Potassium	ug/L	ND	1000	05/21/22 12:45	
Silica	ug/L	ND	450	05/21/22 12:45	N2
Sodium	ug/L	ND	1000	05/21/22 12:45	

LABORATORY CONTROL SAMPLE: 3115600

Parameter	Units	Spike Conc.	LCS Result	LCS % Rec	% Rec Limits	Qualifiers
Aluminum	ug/L	10000	10000	100	80-120	
Barium	ug/L	1000	1030	103	80-120	
Boron	ug/L	1000	1000	100	80-120	
Cadmium	ug/L	1000	975	98	80-120	
Calcium	ug/L	10000	10200	102	80-120	
Chromium	ug/L	1000	994	99	80-120	
Iron	ug/L	10000	10200	102	80-120	
Lead	ug/L	1000	953	95	80-120	
Lithium	ug/L	1000	999	100	80-120	
Magnesium	ug/L	10000	9700	97	80-120	
Manganese	ug/L	1000	967	97	80-120	
Molybdenum	ug/L	1000	1020	102	80-120	
Potassium	ug/L	10000	9770	98	80-120	
Silica	ug/L	10700	10100	95	80-120	N2
Sodium	ug/L	10000	9730	97	80-120	

Results presented on this page are in the units indicated by the "Units" column except where an alternate unit is presented to the right of the result.

REPORT OF LABORATORY ANALYSIS

This report shall not be reproduced, except in full,
without the written consent of Pace Analytical Services, LLC.

Pace Analytical Services, LLC
7726 Moller Road
Indianapolis, IN 46268
(317)228-3100

QUALITY CONTROL DATA

Project: Eagle Valley P1R1
Pace Project No.: 50316081

MATRIX SPIKE & MATRIX SPIKE DUPLICATE: 3115601 3115602

Parameter	Units	50316088002 Result	MS Spike Conc.	MSD Spike Conc.	MS Result	MSD Result	MS % Rec	MSD % Rec	% Rec Limits	RPD	Max RPD	Qual
Aluminum	ug/L	ND	10000	10000	9840	9990	98	99	75-125	2	20	
Barium	ug/L	55.8	1000	1000	1060	1080	100	102	75-125	1	20	
Boron	ug/L	352	1000	1000	1350	1380	100	102	75-125	2	20	
Cadmium	ug/L	ND	1000	1000	969	982	97	98	75-125	1	20	
Calcium	ug/L	82900	10000	10000	93100	93400	102	105	75-125	0	20	
Chromium	ug/L	ND	1000	1000	961	972	96	97	75-125	1	20	
Iron	ug/L	ND	10000	10000	9840	10000	97	99	75-125	2	20	
Lead	ug/L	ND	1000	1000	910	917	91	92	75-125	1	20	
Lithium	ug/L	ND	1000	1000	1030	1040	102	103	75-125	1	20	
Magnesium	ug/L	20700	10000	10000	30100	30600	94	99	75-125	2	20	
Manganese	ug/L	ND	1000	1000	930	944	92	94	75-125	1	20	
Molybdenum	ug/L	ND	1000	1000	1010	1010	100	101	75-125	1	20	
Potassium	ug/L	2030	10000	10000	11800	12100	97	101	75-125	3	20	
Silica	ug/L	10100	10700	10700	20500	20700	97	99	75-125	1	20	N2
Sodium	ug/L	30100	10000	10000	39900	40600	98	105	75-125	2	20	

Results presented on this page are in the units indicated by the "Units" column except where an alternate unit is presented to the right of the result.

REPORT OF LABORATORY ANALYSIS

This report shall not be reproduced, except in full,
without the written consent of Pace Analytical Services, LLC.

Pace Analytical Services, LLC
7726 Moller Road
Indianapolis, IN 46268
(317)228-3100

QUALITY CONTROL DATA

Project: Eagle Valley P1R1
Pace Project No.: 50316081

QC Batch: 677124
QC Batch Method: EPA 3010
Analysis Method: EPA 6010
Analysis Description: 6010 MET Dissolved
Laboratory: Pace Analytical Services - Indianapolis
Associated Lab Samples: 50316081001, 50316081002

METHOD BLANK: 3117566 Matrix: Water
Associated Lab Samples: 50316081001, 50316081002

Parameter	Units	Blank Result	Reporting Limit	Analyzed	Qualifiers
Manganese, Dissolved	ug/L	ND	10.0	05/21/22 01:56	
Molybdenum, Dissolved	ug/L	ND	10.0	05/21/22 01:56	

LABORATORY CONTROL SAMPLE: 3117567

Parameter	Units	Spike Conc.	LCS Result	LCS % Rec	% Rec Limits	Qualifiers
Manganese, Dissolved	ug/L	1000	951	95	80-120	
Molybdenum, Dissolved	ug/L	1000	1030	103	80-120	

MATRIX SPIKE & MATRIX SPIKE DUPLICATE: 3117568 3117569

Parameter	Units	50316088002 Result	MS Spike Conc.	MSD Spike Conc.	MS Result	MSD Result	MS % Rec	MSD % Rec	% Rec Limits	RPD	Max RPD	Qual
Manganese, Dissolved	ug/L	ND	1000	1000	944	934	94	93	75-125	1	20	
Molybdenum, Dissolved	ug/L	ND	1000	1000	1020	1010	102	101	75-125	1	20	

Results presented on this page are in the units indicated by the "Units" column except where an alternate unit is presented to the right of the result.

REPORT OF LABORATORY ANALYSIS

This report shall not be reproduced, except in full,
without the written consent of Pace Analytical Services, LLC.

Pace Analytical Services, LLC
7726 Moller Road
Indianapolis, IN 46268
(317)228-3100

QUALITY CONTROL DATA

Project: Eagle Valley P1R1
Pace Project No.: 50316081

QC Batch: 675954
QC Batch Method: EPA 200.2
Analysis Method: EPA 6020
Analysis Description: 6020 MET
Laboratory: Pace Analytical Services - Indianapolis
Associated Lab Samples: 50316081001, 50316081002

METHOD BLANK: 3112370 Matrix: Water
Associated Lab Samples: 50316081001, 50316081002

Parameter	Units	Blank Result	Reporting Limit	Analyzed	Qualifiers
Antimony	ug/L	ND	1.0	05/14/22 20:58	
Arsenic	ug/L	ND	1.0	05/14/22 20:58	
Beryllium	ug/L	ND	0.20	05/14/22 20:58	
Cobalt	ug/L	ND	1.0	05/14/22 20:58	
Selenium	ug/L	ND	1.0	05/14/22 20:58	
Thallium	ug/L	ND	1.0	05/14/22 20:58	

LABORATORY CONTROL SAMPLE: 3112371

Parameter	Units	Spike Conc.	LCS Result	LCS % Rec	% Rec Limits	Qualifiers
Antimony	ug/L	40	41.8	104	80-120	
Arsenic	ug/L	40	38.3	96	80-120	
Beryllium	ug/L	40	37.3	93	80-120	
Cobalt	ug/L	40	40.5	101	80-120	
Selenium	ug/L	40	38.8	97	80-120	
Thallium	ug/L	40	40.7	102	80-120	

MATRIX SPIKE & MATRIX SPIKE DUPLICATE: 3112372 3112373

Parameter	Units	50315315003 Result	MS Spike Conc.	MSD Spike Conc.	MS Result	MSD Result	MS % Rec	MSD % Rec	% Rec Limits	RPD	Max RPD	Qual
Antimony	ug/L	ND	40	40	42.0	43.1	105	108	75-125	3	20	
Arsenic	ug/L	0.0064 mg/L	40	40	45.8	44.9	99	96	75-125	2	20	
Beryllium	ug/L	ND	40	40	39.0	39.8	97	99	75-125	2	20	
Cobalt	ug/L	0.0027 mg/L	40	40	40.5	41.1	94	96	75-125	2	20	
Selenium	ug/L	ND	40	40	39.7	39.8	98	99	75-125	0	20	
Thallium	ug/L	ND	40	40	40.9	41.5	102	104	75-125	2	20	

MATRIX SPIKE & MATRIX SPIKE DUPLICATE: 3112374 3112375

Parameter	Units	50315986002 Result	MS Spike Conc.	MSD Spike Conc.	MS Result	MSD Result	MS % Rec	MSD % Rec	% Rec Limits	RPD	Max RPD	Qual
Antimony	ug/L	ND	40	40	44.3	42.2	110	105	75-125	5	20	
Arsenic	ug/L	14.8	40	40	53.9	56.8	98	105	75-125	5	20	

Results presented on this page are in the units indicated by the "Units" column except where an alternate unit is presented to the right of the result.

REPORT OF LABORATORY ANALYSIS

This report shall not be reproduced, except in full,
without the written consent of Pace Analytical Services, LLC.

Pace Analytical Services, LLC
7726 Moller Road
Indianapolis, IN 46268
(317)228-3100

QUALITY CONTROL DATA

Project: Eagle Valley P1R1
Pace Project No.: 50316081

MATRIX SPIKE & MATRIX SPIKE DUPLICATE: 3112374 3112375

Parameter	Units	50315986002 Result	MS Spike Conc.	MSD Spike Conc.	MS Result	MSD Result	MS % Rec	MSD % Rec	% Rec Limits	RPD	Max RPD	Qual
Beryllium	ug/L	ND	40	40	90.6	82.8	226	207	75-125	9	20	M3
Cobalt	ug/L	1.8	40	40	41.4	39.0	99	93	75-125	6	20	
Selenium	ug/L	ND	40	40	41.5	44.3	103	109	75-125	6	20	
Thallium	ug/L	ND	40	40	41.9	40.3	105	101	75-125	4	20	

MATRIX SPIKE & MATRIX SPIKE DUPLICATE: 3112376 3112377

Parameter	Units	50316088002 Result	MS Spike Conc.	MSD Spike Conc.	MS Result	MSD Result	MS % Rec	MSD % Rec	% Rec Limits	RPD	Max RPD	Qual
Antimony	ug/L	ND	40	40	44.1	43.2	110	108	75-125	2	20	
Arsenic	ug/L	ND	40	40	38.9	39.0	96	97	75-125	0	20	
Beryllium	ug/L	ND	40	40	45.1	44.2	113	111	75-125	2	20	CH
Cobalt	ug/L	ND	40	40	40.4	39.9	101	99	75-125	1	20	
Selenium	ug/L	ND	40	40	39.4	39.7	98	99	75-125	1	20	
Thallium	ug/L	ND	40	40	42.8	42.2	107	105	75-125	2	20	

Results presented on this page are in the units indicated by the "Units" column except where an alternate unit is presented to the right of the result.

REPORT OF LABORATORY ANALYSIS

This report shall not be reproduced, except in full,
without the written consent of Pace Analytical Services, LLC.

Pace Analytical Services, LLC
7726 Moller Road
Indianapolis, IN 46268
(317)228-3100

QUALITY CONTROL DATA

Project: Eagle Valley P1R1
Pace Project No.: 50316081

QC Batch: 676606
QC Batch Method: SM 2320B
Analysis Method: SM 2320B
Analysis Description: 2320B Alkalinity
Laboratory: Pace Analytical Services - Indianapolis
Associated Lab Samples: 50316081001, 50316081002

METHOD BLANK: 3115198 Matrix: Water
Associated Lab Samples: 50316081001, 50316081002

Parameter	Units	Blank Result	Reporting Limit	Analyzed	Qualifiers
Alkalinity, Total as CaCO3	mg/L	2.6	2.0	05/17/22 15:54	B
Alkalinity,Bicarbonate (CaCO3)	mg/L	2.6	2.0	05/17/22 15:54	B
Alkalinity,Carbonate (CaCO3)	mg/L	ND	2.0	05/17/22 15:54	

LABORATORY CONTROL SAMPLE: 3115199

Parameter	Units	Spike Conc.	LCS Result	LCS % Rec	% Rec Limits	Qualifiers
Alkalinity, Total as CaCO3	mg/L	50	49.9	100	90-110	

SAMPLE DUPLICATE: 3115200

Parameter	Units	50315748001 Result	Dup Result	RPD	Max RPD	Qualifiers
Alkalinity, Total as CaCO3	mg/L	282	281	0	20	
Alkalinity,Bicarbonate (CaCO3)	mg/L	282	281	0	20	
Alkalinity,Carbonate (CaCO3)	mg/L	<2.0	ND		20	

SAMPLE DUPLICATE: 3115201

Parameter	Units	50316088002 Result	Dup Result	RPD	Max RPD	Qualifiers
Alkalinity, Total as CaCO3	mg/L	265	265	0	20	
Alkalinity,Bicarbonate (CaCO3)	mg/L	265	265	0	20	
Alkalinity,Carbonate (CaCO3)	mg/L	ND	ND		20	

Results presented on this page are in the units indicated by the "Units" column except where an alternate unit is presented to the right of the result.

REPORT OF LABORATORY ANALYSIS

This report shall not be reproduced, except in full,
without the written consent of Pace Analytical Services, LLC.

Pace Analytical Services, LLC
7726 Moller Road
Indianapolis, IN 46268
(317)228-3100

QUALITY CONTROL DATA

Project: Eagle Valley P1R1
Pace Project No.: 50316081

QC Batch: 676066
QC Batch Method: SM 2540C
Analysis Method: SM 2540C
Analysis Description: 2540C Total Dissolved Solids
Laboratory: Pace Analytical Services - Indianapolis
Associated Lab Samples: 50316081001, 50316081002

METHOD BLANK: 3112913 Matrix: Water
Associated Lab Samples: 50316081001, 50316081002

Parameter	Units	Blank Result	Reporting Limit	Analyzed	Qualifiers
Total Dissolved Solids	mg/L	ND	10.0	05/13/22 16:00	

LABORATORY CONTROL SAMPLE: 3112914

Parameter	Units	Spike Conc.	LCS Result	LCS % Rec	% Rec Limits	Qualifiers
Total Dissolved Solids	mg/L	300	284	95	80-120	

SAMPLE DUPLICATE: 3112915

Parameter	Units	50316042001 Result	Dup Result	RPD	Max RPD	Qualifiers
Total Dissolved Solids	mg/L	1290	1260	2	10	

SAMPLE DUPLICATE: 3112916

Parameter	Units	50316171013 Result	Dup Result	RPD	Max RPD	Qualifiers
Total Dissolved Solids	mg/L	366	376	3	10	

Results presented on this page are in the units indicated by the "Units" column except where an alternate unit is presented to the right of the result.

REPORT OF LABORATORY ANALYSIS

This report shall not be reproduced, except in full,
without the written consent of Pace Analytical Services, LLC.

Pace Analytical Services, LLC
7726 Moller Road
Indianapolis, IN 46268
(317)228-3100

QUALITY CONTROL DATA

Project: Eagle Valley P1R1
Pace Project No.: 50316081

QC Batch: 676415
QC Batch Method: SM 4500-H+B
Analysis Method: SM 4500-H+B
Analysis Description: 4500H+B pH
Laboratory: Pace Analytical Services - Indianapolis

Associated Lab Samples: 50316081001, 50316081002

SAMPLE DUPLICATE: 3114620

Parameter	Units	50316088002 Result	Dup Result	RPD	Max RPD	Qualifiers
pH at 25 Degrees C	Std. Units	7.5	7.5	0	2	H3

SAMPLE DUPLICATE: 3114621

Parameter	Units	50315315003 Result	Dup Result	RPD	Max RPD	Qualifiers
pH at 25 Degrees C	Std. Units	7.4	7.4	0	2	H3

Results presented on this page are in the units indicated by the "Units" column except where an alternate unit is presented to the right of the result.

REPORT OF LABORATORY ANALYSIS

This report shall not be reproduced, except in full,
without the written consent of Pace Analytical Services, LLC.

Pace Analytical Services, LLC
7726 Moller Road
Indianapolis, IN 46268
(317)228-3100

QUALITY CONTROL DATA

Project: Eagle Valley P1R1
Pace Project No.: 50316081

QC Batch: 676049
QC Batch Method: SM 4500-S2-D
Analysis Method: SM 4500-S2-D
Analysis Description: 4500S2D Sulfide Water
Laboratory: Pace Analytical Services - Indianapolis
Associated Lab Samples: 50316081001, 50316081002

METHOD BLANK: 3112813 Matrix: Water
Associated Lab Samples: 50316081001, 50316081002

Parameter	Units	Blank Result	Reporting Limit	Analyzed	Qualifiers
Sulfide	mg/L	ND	0.10	05/13/22 09:47	

LABORATORY CONTROL SAMPLE: 3112814

Parameter	Units	Spike Conc.	LCS Result	LCS % Rec	% Rec Limits	Qualifiers
Sulfide	mg/L	0.5	0.53	106	90-110	

MATRIX SPIKE & MATRIX SPIKE DUPLICATE: 3112815 3112816

Parameter	Units	50315984002 Result	MS Spike Conc.	MSD Spike Conc.	MS Result	MSD Result	MS % Rec	MSD % Rec	% Rec Limits	RPD	Max RPD	Qual
Sulfide	mg/L	ND	0.5	0.5	0.52	0.50	103	100	90-110	3	20	

MATRIX SPIKE SAMPLE: 3112817

Parameter	Units	50316029001 Result	Spike Conc.	MS Result	MS % Rec	% Rec Limits	Qualifiers
Sulfide	mg/L	ND	0.5	0.48	96	90-110	

Results presented on this page are in the units indicated by the "Units" column except where an alternate unit is presented to the right of the result.

REPORT OF LABORATORY ANALYSIS

This report shall not be reproduced, except in full,
without the written consent of Pace Analytical Services, LLC.

Pace Analytical Services, LLC
7726 Moller Road
Indianapolis, IN 46268
(317)228-3100

QUALITY CONTROL DATA

Project: Eagle Valley P1R1
Pace Project No.: 50316081

QC Batch: 675534
QC Batch Method: HACH 8146
Analysis Method: HACH 8146
Analysis Description: Iron, Ferrous
Laboratory: Pace Analytical Services - Indianapolis
Associated Lab Samples: 50316081001, 50316081002

METHOD BLANK: 3110433 Matrix: Water
Associated Lab Samples: 50316081001, 50316081002

Parameter	Units	Blank Result	Reporting Limit	Analyzed	Qualifiers
Iron, Ferrous	mg/L	ND	0.20	05/11/22 08:43	H3,N2

LABORATORY CONTROL SAMPLE: 3110434

Parameter	Units	Spike Conc.	LCS Result	LCS % Rec	% Rec Limits	Qualifiers
Iron, Ferrous	mg/L	1	1.0	104	90-110	H3,N2

MATRIX SPIKE & MATRIX SPIKE DUPLICATE: 3110435 3110436

Parameter	Units	50316088002 Result	MS Spike Conc.	MSD Spike Conc.	MS Result	MSD Result	MS % Rec	MSD % Rec	% Rec Limits	RPD	Max RPD	Qual
Iron, Ferrous	mg/L	ND	1	1	1.0	1.0	100	103	90-110	3	20	H3,N2

MATRIX SPIKE & MATRIX SPIKE DUPLICATE: 3110437 3110438

Parameter	Units	50316118001 Result	MS Spike Conc.	MSD Spike Conc.	MS Result	MSD Result	MS % Rec	MSD % Rec	% Rec Limits	RPD	Max RPD	Qual
Iron, Ferrous	mg/L	ND	1	1	0.96	1.0	96	100	90-110	4	20	H3,N2

Results presented on this page are in the units indicated by the "Units" column except where an alternate unit is presented to the right of the result.

REPORT OF LABORATORY ANALYSIS

This report shall not be reproduced, except in full,
without the written consent of Pace Analytical Services, LLC.

Pace Analytical Services, LLC
7726 Moller Road
Indianapolis, IN 46268
(317)228-3100

QUALITY CONTROL DATA

Project: Eagle Valley P1R1
Pace Project No.: 50316081

QC Batch: 675488
QC Batch Method: EPA 353.2
Analysis Method: EPA 353.2
Analysis Description: 353.2 Nitrate + Nitrite, Unpres.
Laboratory: Pace Analytical Services - Indianapolis
Associated Lab Samples: 50316081001, 50316081002

METHOD BLANK: 3110210 Matrix: Water
Associated Lab Samples: 50316081001, 50316081002

Parameter	Units	Blank Result	Reporting Limit	Analyzed	Qualifiers
Nitrogen, Nitrate	mg/L	ND	0.10	05/10/22 17:01	
Nitrogen, Nitrite	mg/L	ND	0.10	05/10/22 17:01	

LABORATORY CONTROL SAMPLE: 3110211

Parameter	Units	Spike Conc.	LCS Result	LCS % Rec	% Rec Limits	Qualifiers
Nitrogen, Nitrate	mg/L	1	0.98	98	90-110	
Nitrogen, Nitrite	mg/L	1	0.96	96	90-110	

MATRIX SPIKE & MATRIX SPIKE DUPLICATE: 3110212 3110213

Parameter	Units	50316088002 Result	MS Spike Conc.	MSD Spike Conc.	MS Result	MSD Result	MS % Rec	MSD % Rec	% Rec Limits	RPD	Max RPD	Qual
Nitrogen, Nitrate	mg/L	1.8	1	1	2.9	2.8	101	99	90-110	1	20	
Nitrogen, Nitrite	mg/L	ND	1	1	0.96	0.96	95	95	90-110	0	20	

MATRIX SPIKE SAMPLE: 3110214

Parameter	Units	50316081001 Result	Spike Conc.	MS Result	MS % Rec	% Rec Limits	Qualifiers
Nitrogen, Nitrate	mg/L	ND	1	0.98	98	90-110	
Nitrogen, Nitrite	mg/L	ND	1	0.96	96	90-110	

Results presented on this page are in the units indicated by the "Units" column except where an alternate unit is presented to the right of the result.

REPORT OF LABORATORY ANALYSIS

This report shall not be reproduced, except in full,
without the written consent of Pace Analytical Services, LLC.

Pace Analytical Services, LLC
7726 Moller Road
Indianapolis, IN 46268
(317)228-3100

QUALITY CONTROL DATA

Project: Eagle Valley P1R1
Pace Project No.: 50316081

QC Batch: 675571
QC Batch Method: EPA 365.1
Analysis Method: EPA 365.1
Analysis Description: 365.1 Total Phosphorus
Laboratory: Pace Analytical Services - Indianapolis
Associated Lab Samples: 50316081001, 50316081002

METHOD BLANK: 3110574 Matrix: Water
Associated Lab Samples: 50316081001, 50316081002

Parameter	Units	Blank Result	Reporting Limit	Analyzed	Qualifiers
Phosphate as P04	mg/L	ND	0.15	05/14/22 09:20	

LABORATORY CONTROL SAMPLE: 3110575

Parameter	Units	Spike Conc.	LCS Result	LCS % Rec	% Rec Limits	Qualifiers
Phosphate as P04	mg/L		1.5			

MATRIX SPIKE & MATRIX SPIKE DUPLICATE: 3110576 3110577

Parameter	Units	50316081002 Result	MS Spike Conc.	MSD Spike Conc.	MS Result	MSD Result	MS % Rec	MSD % Rec	% Rec Limits	RPD	Max RPD	Qual
Phosphate as P04	mg/L	ND			1.5	1.5				1		

Results presented on this page are in the units indicated by the "Units" column except where an alternate unit is presented to the right of the result.

REPORT OF LABORATORY ANALYSIS

This report shall not be reproduced, except in full,
without the written consent of Pace Analytical Services, LLC.

Pace Analytical Services, LLC
7726 Moller Road
Indianapolis, IN 46268
(317)228-3100

QUALITY CONTROL DATA

Project: Eagle Valley P1R1
Pace Project No.: 50316081

QC Batch: 677201
QC Batch Method: SM 5310C
Analysis Method: SM 5310C
Analysis Description: 5310C Total Organic Carbon
Laboratory: Pace Analytical Services - Indianapolis
Associated Lab Samples: 50316081001, 50316081002

METHOD BLANK: 3117995 Matrix: Water
Associated Lab Samples: 50316081001, 50316081002

Parameter	Units	Blank Result	Reporting Limit	Analyzed	Qualifiers
Total Organic Carbon	mg/L	ND	1.0	05/19/22 19:49	

LABORATORY CONTROL SAMPLE: 3117996

Parameter	Units	Spike Conc.	LCS Result	LCS % Rec	% Rec Limits	Qualifiers
Total Organic Carbon	mg/L	10	10.1	101	90-110	

MATRIX SPIKE & MATRIX SPIKE DUPLICATE: 3117997 3117998

Parameter	Units	50316088002 Result	MS Spike Conc.	MSD Spike Conc.	MS Result	MSD Result	MS % Rec	MSD % Rec	% Rec Limits	RPD	Max RPD	Qual
Total Organic Carbon	mg/L	ND	10	10	11.0	11.0	105	105	80-120	0	20	

MATRIX SPIKE SAMPLE: 3117999

Parameter	Units	50316097003 Result	Spike Conc.	MS Result	MS % Rec	% Rec Limits	Qualifiers
Total Organic Carbon	mg/L	2.2	10	12.6	103	80-120	

Results presented on this page are in the units indicated by the "Units" column except where an alternate unit is presented to the right of the result.

REPORT OF LABORATORY ANALYSIS

This report shall not be reproduced, except in full,
without the written consent of Pace Analytical Services, LLC.

Pace Analytical Services, LLC
7726 Moller Road
Indianapolis, IN 46268
(317)228-3100

QUALITY CONTROL DATA

Project: Eagle Valley P1R1
Pace Project No.: 50316081

QC Batch: 676937
QC Batch Method: SM 5310C
Analysis Method: SM 5310C
Analysis Description: 5310C Dissolved Organic Carbon
Laboratory: Pace Analytical Services - Indianapolis
Associated Lab Samples: 50316081001, 50316081002

METHOD BLANK: 3116644 Matrix: Water
Associated Lab Samples: 50316081001, 50316081002

Parameter	Units	Blank Result	Reporting Limit	Analyzed	Qualifiers
Dissolved Organic Carbon	mg/L	ND	1.0	05/18/22 16:40	

LABORATORY CONTROL SAMPLE: 3116645

Parameter	Units	Spike Conc.	LCS Result	LCS % Rec	% Rec Limits	Qualifiers
Dissolved Organic Carbon	mg/L	10	10.4	104	90-110	

MATRIX SPIKE & MATRIX SPIKE DUPLICATE: 3116646 3116647

Parameter	Units	50316088002 Result	MS Spike Conc.	MSD Spike Conc.	MS Result	MSD Result	MS % Rec	MSD % Rec	% Rec Limits	RPD	Max RPD	Qual
Dissolved Organic Carbon	mg/L	ND	10	10	11.3	10.6	109	101	80-120	7	20	

MATRIX SPIKE SAMPLE: 3116648

Parameter	Units	50316115002 Result	Spike Conc.	MS Result	MS % Rec	% Rec Limits	Qualifiers
Dissolved Organic Carbon	mg/L	2.5	10	12.9	103	80-120	

Results presented on this page are in the units indicated by the "Units" column except where an alternate unit is presented to the right of the result.

REPORT OF LABORATORY ANALYSIS

This report shall not be reproduced, except in full,
without the written consent of Pace Analytical Services, LLC.

Pace Analytical Services, LLC
7726 Moller Road
Indianapolis, IN 46268
(317)228-3100

ANALYTICAL RESULTS - RADIOCHEMISTRY

Project: Eagle Valley P1R1
Pace Project No.: 50316081

Sample: MW-9I **Lab ID: 50316081001** Collected: 05/09/22 15:00 Received: 05/10/22 14:25 Matrix: Water
PWS: Site ID: Sample Type:

Parameters	Method	Act ± Unc (MDC) Carr Trac	Units	Analyzed	CAS No.	Qual
	Pace Analytical Services - Greensburg					
Radium-226	EPA 903.1	**0.893 ± 0.750 (1.07) C:NA T:92%**	pCi/L	06/17/22 16:10	13982-63-3	
	Pace Analytical Services - Greensburg					
Radium-228	EPA 904.0	**0.498 ± 0.461 (0.939) C:60% T:89%**	pCi/L	06/14/22 13:33	15262-20-1	
	Pace Analytical Services - Greensburg					
Total Radium	Total Radium Calculation	**1.39 ± 1.21 (2.01)**	pCi/L	06/20/22 14:27	7440-14-4	

REPORT OF LABORATORY ANALYSIS

This report shall not be reproduced, except in full,
without the written consent of Pace Analytical Services, LLC.

Pace Analytical Services, LLC
7726 Moller Road
Indianapolis, IN 46268
(317)228-3100

ANALYTICAL RESULTS - RADIOCHEMISTRY

Project: Eagle Valley P1R1
Pace Project No.: 50316081

Sample: MW-9D **Lab ID: 50316081002** Collected: 05/09/22 15:10 Received: 05/10/22 14:25 Matrix: Water
PWS: Site ID: Sample Type:

Parameters	Method	Act ± Unc (MDC) Carr Trac	Units	Analyzed	CAS No.	Qual
	Pace Analytical Services - Greensburg					
Radium-226	EPA 903.1	**-0.0824 ± 0.582 (1.24) C:NA T:101%**	pCi/L	06/17/22 16:10	13982-63-3	
	Pace Analytical Services - Greensburg					
Radium-228	EPA 904.0	**0.224 ± 0.373 (0.813) C:62% T:87%**	pCi/L	06/14/22 13:32	15262-20-1	
	Pace Analytical Services - Greensburg					
Total Radium	Total Radium Calculation	**0.224 ± 0.955 (2.05)**	pCi/L	06/20/22 14:27	7440-14-4	

REPORT OF LABORATORY ANALYSIS

This report shall not be reproduced, except in full,
without the written consent of Pace Analytical Services, LLC.

Pace Analytical Services, LLC
7726 Moller Road
Indianapolis, IN 46268
(317)228-3100

QUALITY CONTROL - RADIOCHEMISTRY

Project: Eagle Valley P1R1
Pace Project No.: 50316081

QC Batch: 505319
QC Batch Method: EPA 903.1
Analysis Method: EPA 903.1
Analysis Description: 903.1 Radium-226
Laboratory: Pace Analytical Services - Greensburg
Associated Lab Samples: 50316081001, 50316081002

METHOD BLANK: 2447557 Matrix: Water
Associated Lab Samples: 50316081001, 50316081002

Parameter	Act ± Unc (MDC) Carr Trac	Units	Analyzed	Qualifiers
Radium-226	0.310 ± 0.323 (0.456) C:NA T:98%	pCi/L	06/17/22 16:10	

Results presented on this page are in the units indicated by the "Units" column except where an alternate unit is presented to the right of the result.

REPORT OF LABORATORY ANALYSIS

This report shall not be reproduced, except in full,
without the written consent of Pace Analytical Services, LLC.

Pace Analytical Services, LLC
7726 Moller Road
Indianapolis, IN 46268
(317)228-3100

QUALITY CONTROL - RADIOCHEMISTRY

Project: Eagle Valley P1R1
Pace Project No.: 50316081

QC Batch: 505320
QC Batch Method: EPA 904.0
Analysis Method: EPA 904.0
Analysis Description: 904.0 Radium 228
Laboratory: Pace Analytical Services - Greensburg
Associated Lab Samples: 50316081001, 50316081002

METHOD BLANK: 2447559
Matrix: Water
Associated Lab Samples: 50316081001, 50316081002

Parameter	Act ± Unc (MDC) Carr Trac	Units	Analyzed	Qualifiers
Radium-228	0.284 ± 0.352 (0.741) C:64% T:87%	pCi/L	06/14/22 13:33	

Results presented on this page are in the units indicated by the "Units" column except where an alternate unit is presented to the right of the result.

REPORT OF LABORATORY ANALYSIS

This report shall not be reproduced, except in full,
without the written consent of Pace Analytical Services, LLC.

Pace Analytical Services, LLC
7726 Moller Road
Indianapolis, IN 46268
(317)228-3100

QUALIFIERS

Project: Eagle Valley P1R1
Pace Project No.: 50316081

DEFINITIONS

DF - Dilution Factor, if reported, represents the factor applied to the reported data due to dilution of the sample aliquot.

ND - Not Detected at or above adjusted reporting limit.

TNTC - Too Numerous To Count

J - Estimated concentration above the adjusted method detection limit and below the adjusted reporting limit.

MDL - Adjusted Method Detection Limit.

PQL - Practical Quantitation Limit.

RL - Reporting Limit - The lowest concentration value that meets project requirements for quantitative data with known precision and bias for a specific analyte in a specific matrix.

S - Surrogate

1,2-Diphenylhydrazine decomposes to and cannot be separated from Azobenzene using Method 8270. The result for each analyte is a combined concentration.

Consistent with EPA guidelines, unrounded data are displayed and have been used to calculate % recovery and RPD values.

LCS(D) - Laboratory Control Sample (Duplicate)

MS(D) - Matrix Spike (Duplicate)

DUP - Sample Duplicate

RPD - Relative Percent Difference

NC - Not Calculable.

SG - Silica Gel - Clean-Up

U - Indicates the compound was analyzed for, but not detected.

N-Nitrosodiphenylamine decomposes and cannot be separated from Diphenylamine using Method 8270. The result reported for each analyte is a combined concentration.

Reported results are not rounded until the final step prior to reporting. Therefore, calculated parameters that are typically reported as "Total" may vary slightly from the sum of the reported component parameters.

Act - Activity

Unc - Uncertainty: SDWA = 1.96 sigma count uncertainty, all other matrices = Expanded Uncertainty (95% confidence interval). Gamma Spec = Expanded Uncertainty (95.4% Confidence Interval)

(MDC) - Minimum Detectable Concentration

Trac - Tracer Recovery (%)

Carr - Carrier Recovery (%)

Pace Analytical is TNI accredited. Contact your Pace PM for the current list of accredited analytes.

TNI - The NELAC Institute.

ANALYTE QUALIFIERS

B	Analyte was detected in the associated method blank.
CH	The continuing calibration for this compound is outside of Pace Analytical acceptance limits. The results may be biased high.
CU	The continuing calibration for this analyte is above laboratory acceptance limits. Analyte was not detected above the reporting limit in any of the associated samples.
H3	Sample was received or analysis requested beyond the recognized method holding time.
M3	Matrix spike recovery was outside laboratory control limits due to matrix interferences.
N2	The lab does not hold NELAC/TNI accreditation for this parameter but other accreditations/certifications may apply. A complete list of accreditations/certifications is available upon request.

This report shall not be reproduced, except in full,
without the written consent of Pace Analytical Services, LLC.

Pace Analytical Services, LLC
7726 Moller Road
Indianapolis, IN 46268
(317)228-3100

QUALITY CONTROL DATA CROSS REFERENCE TABLE

Project: Eagle Valley P1R1
Pace Project No.: 50316081

Lab ID	Sample ID	QC Batch Method	QC Batch	Analytical Method	Analytical Batch
50316081001	**MW-9I**	EPA 9056	677226		
50316081002	**MW-9D**	EPA 9056	677226		
50316081001	**MW-9I**	EPA 3010	676717	EPA 6010	677558
50316081002	**MW-9D**	EPA 3010	676717	EPA 6010	677558
50316081001	**MW-9I**	EPA 3010	677124	EPA 6010	677492
50316081002	**MW-9D**	EPA 3010	677124	EPA 6010	677492
50316081001	**MW-9I**	EPA 200.2	675954	EPA 6020	676200
50316081002	**MW-9D**	EPA 200.2	675954	EPA 6020	676200
50316081001	**MW-9I**	EPA 7470	675897	EPA 7470	676329
50316081002	**MW-9D**	EPA 7470	675897	EPA 7470	676329
50316081001	**MW-9I**	EPA 903.1	505319		
50316081002	**MW-9D**	EPA 903.1	505319		
50316081001	**MW-9I**	EPA 904.0	505320		
50316081002	**MW-9D**	EPA 904.0	505320		
50316081001	**MW-9I**	Total Radium Calculation	513050		
50316081002	**MW-9D**	Total Radium Calculation	513050		
50316081001	**MW-9I**	SM 2320B	676606		
50316081002	**MW-9D**	SM 2320B	676606		
50316081001	**MW-9I**	SM 2540C	676066		
50316081002	**MW-9D**	SM 2540C	676066		
50316081001	**MW-9I**	SM 4500-H+B	676415		
50316081002	**MW-9D**	SM 4500-H+B	676415		
50316081001	**MW-9I**	SM 4500-S2-D	676049		
50316081002	**MW-9D**	SM 4500-S2-D	676049		
50316081001	**MW-9I**	HACH 8146	675534		
50316081002	**MW-9D**	HACH 8146	675534		
50316081001	**MW-9I**	EPA 353.2	675488		
50316081002	**MW-9D**	EPA 353.2	675488		
50316081001	**MW-9I**	EPA 365.1	675571	EPA 365.1	676275
50316081002	**MW-9D**	EPA 365.1	675571	EPA 365.1	676275
50316081001	**MW-9I**	SM 5310C	677201		
50316081002	**MW-9D**	SM 5310C	677201		
50316081001	**MW-9I**	SM 5310C	676937		
50316081002	**MW-9D**	SM 5310C	676937		

This report shall not be reproduced, except in full,
without the written consent of Pace Analytical Services, LLC.

Pace Analytical
WWW.PACELABS.COM

CHAIN-OF-CUSTODY / Analytical Request Doc

The Chain-of-Custody is a LEGAL DOCUMENT. All relevant fields must b

WO# : 50316081

50316081

Section A Required Client Information:	Section B Required Project Information:	Section C Invoice Information:	
Company: Atlas Indianapolis	Report To: Mark Breting	Attention: Accounts Payable	
Address: 7988 Centerpoint Drive	Copy To:	Company Name: Atlas Indianapolis	
Indianapolis, IN 46256		Address:	
Email: mark.breting@oneatlas.com	Purchase Order #:	Pace Quote:	
Phone: NONE Fax:	Project Name: Eagle Valley Profile 1 Report 1	Pace Project Manager: hayden.putt@pacelabs.com	State / Location
Requested Due Date:	Project #:	Pace Profile #: 10498/17	IN

ITEM #	SAMPLE ID One Character per box. (A-Z, 0-9 / , -) Sample Ids must be unique	MATRIX CODE (see valid codes to left)	SAMPLE TYPE (G=GRAB C=COMP)	COLLECTED START DATE	COLLECTED START TIME	COLLECTED END DATE	COLLECTED END TIME	SAMPLE TEMP AT COLLECTION	# OF CONTAINERS	Preservatives: Unpreserved	H2SO4	HNO3	HCl	NaOH + ZnAcetate	Na2S2O3	Methanol	Other	Analyses Test Y/N	TDS / NO2,NO3-Wet	(Cl, F, SO4) IC	Metals, Total*	Metals Diss. Field Filtered**	Rad-228	Rad-226	Alkalinity, Ferrous Iron, pH	TOC by 5310C	DOC by 5310C	Sulfide	Phosphate	Residual Chlorine (Y/N)	
	Requested Analysis Filtered (Y/N)																					Y					Y				
13	~~MW-6I~~	WT							~~11~~	~~3~~	~~3~~	~~4~~		~~1~~					~~X~~	~~X~~	~~X~~	~~X~~	~~X~~	~~X~~	~~X~~	~~X~~	~~X~~	~~X~~	~~X~~		
14	~~MW-6D~~	WT							~~11~~	~~3~~	~~3~~	~~4~~		~~1~~					X	X	X	X	X	X	X	X	X	X	X		
15	~~MW-7S~~	WT							11	3	3	4		1					X	X	X	X	X	X	X	X	X	X	X		
16	~~MW-8S~~	WT							~~11~~	~~3~~	~~3~~	~~4~~		~~1~~					X	X	X	X	X	X	X	X	X	X	X		
17	~~MW-9S~~	WT							~~11~~	~~3~~	~~3~~	~~4~~		~~1~~					X	X	X	X	X	X	X	X	X	X	X		
18	MW-9I	WT	G	5/9	1500				11	3	3	4		1					X	X	X	X	X	X	X	X	X	X	X		001
19	MW-9D	WT	G	5/9	1510				11	3	3	4		1					X	X	X	X	X	X	X	X	X	X	X		002
20	~~MW-10S~~	WT							~~11~~	~~3~~	~~3~~	~~4~~		~~1~~					X	X	X	X	X	X	X	X	X	X	X		
21	~~MW-11S~~	WT							~~11~~	~~3~~	~~3~~	~~4~~		~~1~~					X	X	X	X	X	X	X	X	X	X	X		
22	~~MW-11I~~	WT							~~11~~	~~3~~	~~3~~	~~4~~		~~1~~					X	X	X	X	X	X	X	X	X	X	X		
23	~~MW-11D~~	WT							~~11~~	~~3~~	~~3~~	~~4~~		~~1~~					X	X	X	X	X	X	X	X	X	X	X		
24	~~MW-12S~~	WT							~~11~~	~~3~~	~~3~~	~~4~~		~~1~~					X	X	X	X	X	X	X	X	X	X	X		

ADDITIONAL COMMENTS	RELINQUISHED BY / AFFILIATION	DATE	TIME	ACCEPTED BY / AFFILIATION	DATE	TIME	SAMPLE CONDITIONS			
* Metals: 6010 (Al, Ba, B, Cd, Cr, Fe, Pb, Mn, Mo, Ca, Mg, Na, K, Li, SiO2)		5/9	1800		5/10/22	1310				
6020 (Be, Co, As, Se, Sb, Tl), 7470 (Hg)	PAC	5/10/22	1420		5/10/22	1425	1.0	2	Y	Y
** Dissolved FF 6010 (Mo, Mn)										
Alkalinity = (Total , Bicarb & Carb)										

SAMPLER NAME AND SIGNATURE			TEMP in C	Received on Ice (Y/N)	Custody Sealed Cooler (Y/N)	Samples Intact (Y/N)
PRINT Name of SAMPLER:	R. Cree Hopper					
SIGNATURE of SAMPLER:		DATE Signed: 5/10/22				

SAMPLE CONDITION UPON RECEIPT FORM

Date/Time and Initials of person examining contents: MTD 8/15/22 1445

1. **Courier:** ☐ FED EX ☐ UPS ☐ CLIENT ☑ PACE ☐ USPS ☐ OTHER _____

2. **Custody Seal on Cooler/Box Present:** ☐ Yes ☑ No

(If yes)Seals Intact: ☐ Yes ☐ No **(leave blank if no seals were present)**

3. **Thermometer:** 1 2 3 4 5 6 A B C D E F

4. **Cooler Temperature(s):** 1.4/1.0 | | | |
(Initial/Corrected) RECORD TEMPS OF ALL COOLERS RECEIVED (use Comments below to add more)

5. **Packing Material:** ☐ Bubble Wrap ☑ Bubble Bags ☐ None ☐ Other _____

6. **Ice Type:** ☑ Wet ☐ Blue ☐ None

7. **If temp. is over 6°C or under 0°C, was the PM notified?:** ☐ Yes ☐ No
Cooler temp should be above freezing to 6°C

All discrepancies will be written out in the comments section below.

	Yes	No
USDA Regulated Soils? (HI, ID, NY, WA, OR,CA, NM, TX, OK, AR, LA, TN, AL, MS, NC, SC, GA, FL, or Puerto Rico)		✓
Short Hold Time Analysis (48 hours or less)? **Analysis:** NO3	✓	
Time 5035A TC placed in Freezer or Short Holds To Lab	Time: 1530	
Rush TAT Requested (4 days or less):		✓
Custody Signatures Present?	✓	
Containers Intact?:	✓	
Sample Label (IDs/Dates/Times) Match COC?: Except TCs, which only require sample ID	✓	
Extra labels on Terracore Vials? (soils only)		

	Yes	No	N/A
All containers needing acid/base preservation have been pH CHECKED?: **Exceptions: VOA, coliform, LLHg, O&G, RAD CHEM, and any container with a septum cap or preserved with HCl.** **Circle:** ~~HNO3 (<2)~~ ~~H2SO4 (<2)~~ **NaOH (>10)** ~~NaOH/ZnAc (>9)~~ Any non-conformance to pH recommendations will be noted on the container count form	✓		
	Present	Absent	N/A
Residual Chlorine Check (SVOC 625 Pest/PCB 608)			✓
Residual Chlorine Check (Total/Amenable/Free Cyanide)			✓
Headspace Wisconsin Sulfide?			✓
	Present	Absent	No VOA Vials Sent
Headspace in VOA Vials (>6mm): See Containter Count form for details			✓
Trip Blank Present?		✓	
Trip Blank Custody Seals?:		✓	

COMMENTS:

COC PAGE ____ of ____

Sample Container Count

SBS / DI / MeOH (only) / BK / Kit

** Place a RED dot on containers that are out of conformance **

COC Line Item	WGFU	R	DG9H VG9H	VOA VIAL HS (>6mm)	VG9U	DG9U	VG9T	AG0U	AG1H	AG1U	AG2U	AG3S	AG3SF	AG3C	BP1U	BP1N	BP2U	BP3U	BP3N	BP3F	BP3S	BP3B	BP3Z	CG3H	Syringe Kit			Matrix	HNO3/ H2SO4 pH <2	NaOH/ ZNAc pH >9	NaOH pH>10
1																															
2																															
3																															
4																															
5																															
6												1	1			2	1	2	1	1	1		1					WT	✓	✓	✓
7												1	1			2	1	2	1	1	1		1					WT	✓	✓	✓
8																															
9																															
10																															
11																															
12																															

hrp 5/10/22

Container Codes

Glass

DG9H	40mL HCl amber voa vial	BG1T	1L Na Thiosulfate clear glass	BP1B	1L NaOH plastic
DG9P	40mL TSP amber vial	BG1U	1L unpreserved glass	BP1N	1L HNO3 plastic
DG9S	40mL H2SO4 amber vial	BG3H	250mL HCl Clear Glass	BP1S	1L H2SO4 plastic
DG9T	40mL Na Thio amber vial	BG3U	250mL Unpres Clear Glass	BP1U	1L unpreserved plastic
DG9U	40mL unpreserved amber vial	AG0U	100mL unpres amber glass	BP1Z	1L NaOH, Zn, Ac
VG9H	40mL HCl clear vial	AG1H	1L HCl amber glass	BP2N	500mL HNO3 plastic
VG9T	40mL Na Thio. clear vial	AG1S	1L H2SO4 amber glass	BP2C	500mL NaOH plastic
VG9U	40mL unpreserved clear vial	AG1T	1L Na Thiosulfate amber glass	BP2S	500mL H2SO4 plastic
I	40mL w/hexane wipe vial	AG1U	1liter unpres amber glass	BP2U	500mL unpreserved plastic
WGKU	8oz unpreserved clear jar	AG2N	500mL HNO3 amber glass	BP2Z	500mL NaOH, Zn Ac
WGFU	4oz clear soil jar	AG2S	500mL H2SO4 amber glass	BP3B	250mL NaOH plastic
JGFU	4oz unpreserved amber wide	AG2U	500mL unpres amber glass	BP3N	250mL HNO3 plastic
CG3H	250mL clear glass HCl	AG3S	250mL H2SO4 amber glass	BP3F	250mL HNO3 plastic-field filtered
BG1H	1L HCl clear glass	AG3SF	250mL H2SO4 amb glass -field filtered	BP3U	250mL unpreserved plastic
BG1S	1L H2SO4 clear glass	AG3U	250mL unpres amber glass	BP3S	250mL H2SO4 plastic
GN	General	AG3C	250mL NaOH amber glass	BP3Z	250mL NaOH, ZnAc plastic

Plastic / Misc.

BP4U	125mL unpreserved plastic
BP4N	125mL HNO3 plastic
BP4S	125mL H2SO4 plastic

Syringe Kit	LL Cr+6 sampling kit

AF	Air Filter
C	Air Cassettes
R	Terracore kit
SP5T	120mL Coliform Na Thiosulfate
U	Summa Can
ZPLC	Ziploc Bag

WT		Water	
SL		Solid	
NAL	OL	Non-aqueous liquid	Oil
WP		Wipe	

Pace Analytical Services, LLC
7726 Moller Road
Indianapolis, IN 46268
(317)228-3100

July 27, 2022

Mr. Mark Breting
ATC Group Services
7988 Centerpoint Drive
Suite 100
Indianapolis, IN 46256

RE: Project: Eagle Valley P1R2
Pace Project No.: 50316088

Dear Mr. Breting:

Enclosed are the analytical results for sample(s) received by the laboratory on May 10, 2022. The results relate only to the samples included in this report. Results reported herein conform to the applicable TNI/NELAC Standards and the laboratory's Quality Manual, where applicable, unless otherwise noted in the body of the report.

The test results provided in this final report were generated by each of the following laboratories within the Pace Network:

- Pace Analytical Services - Indianapolis
- Pace Analytical Services - Greensburg

If you have any questions concerning this report, please feel free to contact me.

Sincerely,

Hayden Putt
hayden.putt@pacelabs.com
(317)228-3145
Project Manager

Enclosures

cc: Mr. Robert Miller, Haley & Aldrich

This report shall not be reproduced, except in full,
without the written consent of Pace Analytical Services, LLC.

Pace Analytical Services, LLC
7726 Moller Road
Indianapolis, IN 46268
(317)228-3100

CERTIFICATIONS

Project: Eagle Valley P1R2
Pace Project No.: 50316088

Pace Analytical Services Pennsylvania

1638 Roseytown Rd Suites 2,3&4, Greensburg, PA 15601
ANAB DOD-ELAP Rad Accreditation #: L2417
Alabama Certification #: 41590
Arizona Certification #: AZ0734
Arkansas Certification
California Certification #: 04222CA
Colorado Certification #: PA01547
Connecticut Certification #: PH-0694
Delaware Certification
EPA Region 4 DW Rad
Florida/TNI Certification #: E87683
Georgia Certification #: C040
Florida: Cert E871149 SEKS WET
Guam Certification
Hawaii Certification
Idaho Certification
Illinois Certification
Indiana Certification
Iowa Certification #: 391
Kansas/TNI Certification #: E-10358
Kentucky Certification #: KY90133
KY WW Permit #: KY0098221
KY WW Permit #: KY0000221
Louisiana DHH/TNI Certification #: LA180012
Louisiana DEQ/TNI Certification #: 4086
Maine Certification #: 2017020
Maryland Certification #: 308
Massachusetts Certification #: M-PA1457
Michigan/PADEP Certification #: 9991
Missouri Certification #: 235
Montana Certification #: Cert0082
Nebraska Certification #: NE-OS-29-14
Nevada Certification #: PA014572018-1
New Hampshire/TNI Certification #: 297617
New Jersey/TNI Certification #: PA051
New Mexico Certification #: PA01457
New York/TNI Certification #: 10888
North Carolina Certification #: 42706
North Dakota Certification #: R-190
Ohio EPA Rad Approval: #41249
Oregon/TNI Certification #: PA200002-010
Pennsylvania/TNI Certification #: 65-00282
Puerto Rico Certification #: PA01457
Rhode Island Certification #: 65-00282
South Dakota Certification
Tennessee Certification #: 02867
Texas/TNI Certification #: T104704188-17-3
Utah/TNI Certification #: PA014572017-9
USDA Soil Permit #: P330-17-00091
Vermont Dept. of Health: ID# VT-0282
Virgin Island/PADEP Certification
Virginia/VELAP Certification #: 460198
Washington Certification #: C868
West Virginia DEP Certification #: 143
West Virginia DHHR Certification #: 9964C
Wisconsin Approve List for Rad
Wyoming Certification #: 8TMS-L

Pace Analytical Services Indianapolis

7726 Moller Road, Indianapolis, IN 46268
Illinois Accreditation #: 200074
Indiana Drinking Water Laboratory #: C-49-06
Kansas/TNI Certification #: E-10177
Kentucky UST Agency Interest #: 80226
Kentucky WW Laboratory ID #: 98019
Michigan Drinking Water Laboratory #9050
Ohio VAP Certified Laboratory #: CL0065
Oklahoma Laboratory #: 9204
Texas Certification #: T104704355
Wisconsin Laboratory #: 999788130
USDA Soil Permit #: P330-19-00257

This report shall not be reproduced, except in full,
without the written consent of Pace Analytical Services, LLC.

Pace Analytical Services, LLC
7726 Moller Road
Indianapolis, IN 46268
(317)228-3100

SAMPLE SUMMARY

Project: Eagle Valley P1R2
Pace Project No.: 50316088

Lab ID	Sample ID	Matrix	Date Collected	Date Received
50316088001	**MW-17S**	Water	05/10/22 10:35	05/10/22 14:35
50316088002	**MW-17I**	Water	05/10/22 11:37	05/10/22 14:35
50316088003	**MW-17I MS**	Water	05/10/22 11:37	05/10/22 14:35
50316088004	**MW-17I MSD**	Water	05/10/22 11:37	05/10/22 14:35
50316088005	**MW-17D**	Water	05/10/22 13:00	05/10/22 14:35
50316088006	**DUP 2**	Water	05/10/22 08:00	05/10/22 14:35

This report shall not be reproduced, except in full,
without the written consent of Pace Analytical Services, LLC.

Pace Analytical Services, LLC
7726 Moller Road
Indianapolis, IN 46268
(317)228-3100

SAMPLE ANALYTE COUNT

Project: Eagle Valley P1R2
Pace Project No.: 50316088

Lab ID	Sample ID	Method	Analysts	Analytes Reported	Laboratory
50316088001	**MW-17S**	EPA 9056	BK1	3	PASI-I
		EPA 6010	MTM	12	PASI-I
		EPA 6010	JPK	2	PASI-I
		EPA 6020	CAW	4	PASI-I
		EPA 903.1	RPS	1	PASI-PA
		EPA 904.0	JSM	1	PASI-PA
		Total Radium Calculation	JAL	1	PASI-PA
		SM 2320B	SLB	3	PASI-I
		SM 2540C	BSW	1	PASI-I
		SM 4500-H+B	SWJ	1	PASI-I
		SM 4500-S2-D	SWJ	1	PASI-I
		HACH 8146	SWJ	1	PASI-I
		EPA 353.2	OAS	2	PASI-I
		EPA 365.1	ZM	1	PASI-I
		SM 5310C	ZM	1	PASI-I
		SM 5310C	ZM	1	PASI-I
50316088002	**MW-17I**	EPA 9056	BK1	3	PASI-I
		EPA 6010	MTM	12	PASI-I
		EPA 6010	JPK	2	PASI-I
		EPA 6020	CAW	4	PASI-I
		EPA 903.1	RPS	1	PASI-PA
		EPA 904.0	JSM	1	PASI-PA
		Total Radium Calculation	JAL	1	PASI-PA
		SM 2320B	SLB	3	PASI-I
		SM 2540C	BSW	1	PASI-I
		SM 4500-H+B	SWJ	1	PASI-I
		SM 4500-S2-D	SWJ	1	PASI-I
		HACH 8146	SWJ	1	PASI-I
		EPA 353.2	OAS	2	PASI-I
		EPA 365.1	ZM	1	PASI-I
		SM 5310C	ZM	1	PASI-I
		SM 5310C	ZM	1	PASI-I
50316088003	**MW-17I MS**	EPA 903.1	RPS	1	PASI-PA
		EPA 904.0	JSM	1	PASI-PA
50316088004	**MW-17I MSD**	EPA 903.1	RPS	1	PASI-PA
		EPA 904.0	JSM	1	PASI-PA
50316088005	**MW-17D**	EPA 9056	BK1	3	PASI-I

This report shall not be reproduced, except in full,
without the written consent of Pace Analytical Services, LLC.

Pace Analytical Services, LLC
7726 Moller Road
Indianapolis, IN 46268
(317)228-3100

SAMPLE ANALYTE COUNT

Project: Eagle Valley P1R2
Pace Project No.: 50316088

Lab ID	Sample ID	Method	Analysts	Analytes Reported	Laboratory
		EPA 6010	MTM	12	PASI-I
		EPA 6010	JPK	2	PASI-I
		EPA 6020	CAW	4	PASI-I
		EPA 903.1	RPS	1	PASI-PA
		EPA 904.0	JSM	1	PASI-PA
		Total Radium Calculation	JAL	1	PASI-PA
		SM 2320B	SLB	3	PASI-I
		SM 2540C	BSW	1	PASI-I
		SM 4500-H+B	SWJ	1	PASI-I
		SM 4500-S2-D	SWJ	1	PASI-I
		HACH 8146	SWJ	1	PASI-I
		EPA 353.2	OAS	2	PASI-I
		EPA 365.1	ZM	1	PASI-I
		SM 5310C	ZM	1	PASI-I
		SM 5310C	ZM	1	PASI-I
50316088006	**DUP 2**	EPA 9056	BK1	3	PASI-I
		EPA 6010	MTM	12	PASI-I
		EPA 6010	JPK	2	PASI-I
		EPA 6020	CAW	4	PASI-I
		EPA 903.1	RPS	1	PASI-PA
		EPA 904.0	JSM	1	PASI-PA
		Total Radium Calculation	JAL	1	PASI-PA
		SM 2320B	SLB	3	PASI-I
		SM 2540C	BSW	1	PASI-I
		SM 4500-H+B	SWJ	1	PASI-I
		SM 4500-S2-D	SWJ	1	PASI-I
		HACH 8146	SWJ	1	PASI-I
		EPA 353.2	OAS	2	PASI-I
		EPA 365.1	ZM	1	PASI-I
		SM 5310C	ZM	1	PASI-I
		SM 5310C	ZM	1	PASI-I

PASI-I = Pace Analytical Services - Indianapolis
PASI-PA = Pace Analytical Services - Greensburg

This report shall not be reproduced, except in full,
without the written consent of Pace Analytical Services, LLC.

Pace Analytical Services, LLC
7726 Moller Road
Indianapolis, IN 46268
(317)228-3100

SUMMARY OF DETECTION

Project: Eagle Valley P1R2
Pace Project No.: 50316088

Lab Sample ID / Method	Client Sample ID / Parameters	Result	Units	Report Limit	Analyzed	Qualifiers
50316088001	**MW-17S**					
EPA 9056	Chloride	38.2	mg/L	2.5	05/21/22 18:54	
EPA 9056	Fluoride	0.21	mg/L	0.10	05/21/22 18:36	
EPA 9056	Sulfate	30.4	mg/L	2.5	05/21/22 18:54	
EPA 6010	Barium	131	ug/L	10.0	05/21/22 13:21	
EPA 6010	Boron	253	ug/L	100	05/21/22 13:21	
EPA 6010	Calcium	111000	ug/L	1000	05/21/22 13:21	
EPA 6010	Iron	123	ug/L	100	05/21/22 13:21	
EPA 6010	Magnesium	24700	ug/L	1000	05/21/22 13:21	
EPA 6010	Molybdenum	14.1	ug/L	10.0	05/21/22 13:21	
EPA 6010	Potassium	3350	ug/L	1000	05/21/22 13:21	
EPA 6010	Silica	12100	ug/L	450	05/21/22 13:21	N2
EPA 6010	Sodium	30700	ug/L	1000	05/21/22 13:21	
EPA 6010	Molybdenum, Dissolved	13.6	ug/L	10.0	05/21/22 02:07	
EPA 903.1	Radium-226	-0.0943 ± 0.346 (0.748) C:NA T:95%	pCi/L		06/16/22 14:05	
EPA 904.0	Radium-228	0.874 ± 0.408 (0.666) C:73% T:95%	pCi/L		06/07/22 19:07	
Total Radium Calculation	Total Radium	0.874 ± 0.754 (1.41)	pCi/L		06/17/22 13:14	
SM 2320B	Alkalinity, Total as CaCO3	351	mg/L	2.0	05/17/22 15:54	
SM 2320B	Alkalinity,Bicarbonate (CaCO3)	351	mg/L	2.0	05/17/22 15:54	
SM 2540C	Total Dissolved Solids	461	mg/L	10.0	05/16/22 09:27	
SM 4500-H+B	pH at 25 Degrees C	7.3	Std. Units	0.10	05/16/22 11:23	H3
EPA 353.2	Nitrogen, Nitrate	3.7	mg/L	0.10	05/10/22 17:26	
50316088002	**MW-17I**					
EPA 9056	Chloride	46.8	mg/L	2.5	05/21/22 19:49	
EPA 9056	Fluoride	0.17	mg/L	0.10	05/21/22 19:31	
EPA 9056	Sulfate	29.1	mg/L	2.5	05/21/22 19:49	
EPA 6010	Barium	55.8	ug/L	10.0	05/21/22 13:23	
EPA 6010	Boron	352	ug/L	100	05/21/22 13:23	
EPA 6010	Calcium	82900	ug/L	1000	05/21/22 13:23	
EPA 6010	Magnesium	20700	ug/L	1000	05/21/22 13:23	
EPA 6010	Potassium	2030	ug/L	1000	05/21/22 13:23	
EPA 6010	Silica	10100	ug/L	450	05/21/22 13:23	N2
EPA 6010	Sodium	30100	ug/L	1000	05/21/22 13:23	
EPA 903.1	Radium-226	0.0850 ± 0.194 (0.115) C:NA T:91%	pCi/L		06/16/22 14:38	
EPA 904.0	Radium-228	0.640 ± 0.334 (0.567) C:82% T:91%	pCi/L		06/07/22 19:08	

REPORT OF LABORATORY ANALYSIS

This report shall not be reproduced, except in full,
without the written consent of Pace Analytical Services, LLC.

Pace Analytical Services, LLC
7726 Moller Road
Indianapolis, IN 46268
(317)228-3100

SUMMARY OF DETECTION

Project: Eagle Valley P1R2
Pace Project No.: 50316088

Lab Sample ID / Method	Client Sample ID / Parameters	Result	Units	Report Limit	Analyzed	Qualifiers
50316088002	**MW-17I**					
Total Radium Calculation	Total Radium	0.725 ± 0.528 (0.682)	pCi/L		06/17/22 13:14	
SM 2320B	Alkalinity, Total as CaCO3	265	mg/L	2.0	05/17/22 15:54	
SM 2320B	Alkalinity,Bicarbonate (CaCO3)	265	mg/L	2.0	05/17/22 15:54	
SM 2540C	Total Dissolved Solids	355	mg/L	10.0	05/16/22 09:27	
SM 4500-H+B	pH at 25 Degrees C	7.5	Std. Units	0.10	05/16/22 11:24	H3
EPA 353.2	Nitrogen, Nitrate	1.8	mg/L	0.10	05/10/22 17:27	
50316088003	**MW-17I MS**					
EPA 903.1	Radium-226	127.71 %REC ± NA (NA) C:NA T:NA	pCi/L		06/16/22 16:12	
EPA 904.0	Radium-228	71.60 %REC ± NA (NA) C:NA T:NA	pCi/L		06/07/22 19:08	
50316088004	**MW-17I MSD**					
EPA 903.1	Radium-226	94.24 %REC 30.16RPD ± NA (NA) C:NA T:NA	pCi/L		06/16/22 14:38	
EPA 904.0	Radium-228	67.99 %REC 5.17 RPD ± NA (NA) C:NA T:NA	pCi/L		06/07/22 19:08	
50316088005	**MW-17D**					
EPA 9056	Chloride	76.4	mg/L	2.5	05/21/22 23:12	
EPA 9056	Fluoride	0.10	mg/L	0.10	05/21/22 22:54	
EPA 9056	Sulfate	177	mg/L	2.5	05/21/22 23:12	
EPA 6010	Barium	64.0	ug/L	10.0	05/21/22 13:37	
EPA 6010	Boron	4060	ug/L	100	05/21/22 13:37	
EPA 6010	Calcium	101000	ug/L	1000	05/21/22 13:37	
EPA 6010	Iron	2150	ug/L	100	05/21/22 13:37	
EPA 6010	Lithium	47.9	ug/L	20.0	05/21/22 13:37	
EPA 6010	Magnesium	26200	ug/L	1000	05/21/22 13:37	
EPA 6010	Manganese	340	ug/L	10.0	05/21/22 13:37	
EPA 6010	Molybdenum	34.3	ug/L	10.0	05/21/22 13:37	
EPA 6010	Potassium	3530	ug/L	1000	05/21/22 13:37	
EPA 6010	Silica	12400	ug/L	450	05/21/22 13:37	N2
EPA 6010	Sodium	72600	ug/L	1000	05/21/22 13:37	
EPA 6010	Manganese, Dissolved	294	ug/L	10.0	05/21/22 02:23	
EPA 6010	Molybdenum, Dissolved	32.3	ug/L	10.0	05/21/22 02:23	
EPA 6020	Arsenic	4.4	ug/L	1.0	05/14/22 23:56	

REPORT OF LABORATORY ANALYSIS

This report shall not be reproduced, except in full,
without the written consent of Pace Analytical Services, LLC.

Pace Analytical Services, LLC
7726 Moller Road
Indianapolis, IN 46268
(317)228-3100

SUMMARY OF DETECTION

Project: Eagle Valley P1R2
Pace Project No.: 50316088

Lab Sample ID / Method	Client Sample ID / Parameters	Result	Units	Report Limit	Analyzed	Qualifiers
50316088005	**MW-17D**					
EPA 903.1	Radium-226	0.559 ± 0.452 (0.657) C:NA T:93%	pCi/L		06/16/22 14:38	
EPA 904.0	Radium-228	0.802 ± 0.416 (0.731) C:77% T:93%	pCi/L		06/07/22 19:09	
Total Radium Calculation	Total Radium	1.36 ± 0.868 (1.39)	pCi/L		06/17/22 13:14	
SM 2320B	Alkalinity, Total as CaCO3	234	mg/L	2.0	05/17/22 15:54	
SM 2320B	Alkalinity,Bicarbonate (CaCO3)	234	mg/L	2.0	05/17/22 15:54	
SM 2540C	Total Dissolved Solids	629	mg/L	10.0	05/16/22 09:29	
SM 4500-H+B	pH at 25 Degrees C	7.4	Std. Units	0.10	05/16/22 11:27	H3
50316088006	**DUP 2**					
EPA 9056	Chloride	38.0	mg/L	2.5	05/22/22 00:44	
EPA 9056	Fluoride	0.21	mg/L	0.10	05/22/22 00:26	
EPA 9056	Sulfate	30.3	mg/L	2.5	05/22/22 00:44	
EPA 6010	Barium	130	ug/L	10.0	05/21/22 13:39	
EPA 6010	Boron	262	ug/L	100	05/21/22 13:39	
EPA 6010	Calcium	108000	ug/L	1000	05/21/22 13:39	
EPA 6010	Iron	119	ug/L	100	05/21/22 13:39	
EPA 6010	Magnesium	24200	ug/L	1000	05/21/22 13:39	
EPA 6010	Molybdenum	14.0	ug/L	10.0	05/21/22 13:39	
EPA 6010	Potassium	3270	ug/L	1000	05/21/22 13:39	
EPA 6010	Silica	11800	ug/L	450	05/21/22 13:39	N2
EPA 6010	Sodium	30500	ug/L	1000	05/21/22 13:39	
EPA 6010	Molybdenum, Dissolved	13.8	ug/L	10.0	05/21/22 02:25	
EPA 6020	Selenium	1.0	ug/L	1.0	05/15/22 00:00	
EPA 903.1	Radium-226	0.155 ± 0.236 (0.379) C:NA T:93%	pCi/L		06/16/22 14:38	
EPA 904.0	Radium-228	0.513 ± 0.367 (0.705) C:75% T:93%	pCi/L		06/07/22 19:09	
Total Radium Calculation	Total Radium	0.668 ± 0.603 (1.08)	pCi/L		06/22/22 18:06	
SM 2320B	Alkalinity, Total as CaCO3	357	mg/L	2.0	05/17/22 15:54	
SM 2320B	Alkalinity,Bicarbonate (CaCO3)	357	mg/L	2.0	05/17/22 15:54	
SM 2540C	Total Dissolved Solids	459	mg/L	10.0	05/16/22 09:29	
SM 4500-H+B	pH at 25 Degrees C	7.1	Std. Units	0.10	05/16/22 11:28	H3
EPA 353.2	Nitrogen, Nitrate	3.7	mg/L	0.10	05/10/22 17:24	

REPORT OF LABORATORY ANALYSIS

This report shall not be reproduced, except in full,
without the written consent of Pace Analytical Services, LLC.

Pace Analytical Services, LLC
7726 Moller Road
Indianapolis, IN 46268
(317)228-3100

ANALYTICAL RESULTS

Project: Eagle Valley P1R2
Pace Project No.: 50316088

Sample: MW-17S **Lab ID: 50316088001** Collected: 05/10/22 10:35 Received: 05/10/22 14:35 Matrix: Water

Parameters	Results	Units	Report Limit	DF	Prepared	Analyzed	CAS No.	Qual
9056 IC Anions	Analytical Method: EPA 9056							
	Pace Analytical Services - Indianapolis							
Chloride	**38.2**	mg/L	2.5	10		05/21/22 18:54	16887-00-6	
Fluoride	**0.21**	mg/L	0.10	1		05/21/22 18:36	16984-48-8	
Sulfate	**30.4**	mg/L	2.5	10		05/21/22 18:54	14808-79-8	
6010 MET ICP	Analytical Method: EPA 6010 Preparation Method: EPA 3010							
	Pace Analytical Services - Indianapolis							
Aluminum	ND	ug/L	200	1	05/18/22 09:15	05/21/22 13:21	7429-90-5	
Barium	**131**	ug/L	10.0	1	05/18/22 09:15	05/21/22 13:21	7440-39-3	
Boron	**253**	ug/L	100	1	05/18/22 09:15	05/21/22 13:21	7440-42-8	
Calcium	**111000**	ug/L	1000	1	05/18/22 09:15	05/21/22 13:21	7440-70-2	
Iron	**123**	ug/L	100	1	05/18/22 09:15	05/21/22 13:21	7439-89-6	
Lithium	ND	ug/L	20.0	1	05/18/22 09:15	05/21/22 13:21	7439-93-2	
Magnesium	**24700**	ug/L	1000	1	05/18/22 09:15	05/21/22 13:21	7439-95-4	
Manganese	ND	ug/L	10.0	1	05/18/22 09:15	05/21/22 13:21	7439-96-5	
Molybdenum	**14.1**	ug/L	10.0	1	05/18/22 09:15	05/21/22 13:21	7439-98-7	
Potassium	**3350**	ug/L	1000	1	05/18/22 09:15	05/21/22 13:21	7440-09-7	
Silica	**12100**	ug/L	450	1	05/18/22 09:15	05/21/22 13:21	7631-86-9	N2
Sodium	**30700**	ug/L	1000	1	05/18/22 09:15	05/21/22 13:21	7440-23-5	
6010 MET ICP, Dissolved	Analytical Method: EPA 6010 Preparation Method: EPA 3010							
	Pace Analytical Services - Indianapolis							
Manganese, Dissolved	ND	ug/L	10.0	1	05/20/22 06:45	05/21/22 02:07	7439-96-5	
Molybdenum, Dissolved	**13.6**	ug/L	10.0	1	05/20/22 06:45	05/21/22 02:07	7439-98-7	
6020 MET ICPMS	Analytical Method: EPA 6020 Preparation Method: EPA 200.2							
	Pace Analytical Services - Indianapolis							
Antimony	ND	ug/L	1.0	1	05/13/22 09:30	05/14/22 23:27	7440-36-0	
Arsenic	ND	ug/L	1.0	1	05/13/22 09:30	05/14/22 23:27	7440-38-2	
Cobalt	ND	ug/L	1.0	1	05/13/22 09:30	05/14/22 23:27	7440-48-4	
Selenium	ND	ug/L	1.0	1	05/13/22 09:30	05/14/22 23:27	7782-49-2	
2320B Alkalinity	Analytical Method: SM 2320B							
	Pace Analytical Services - Indianapolis							
Alkalinity, Total as CaCO3	**351**	mg/L	2.0	1		05/17/22 15:54		
Alkalinity,Bicarbonate (CaCO3)	**351**	mg/L	2.0	1		05/17/22 15:54		
Alkalinity,Carbonate (CaCO3)	ND	mg/L	2.0	1		05/17/22 15:54		
2540C Total Dissolved Solids	Analytical Method: SM 2540C							
	Pace Analytical Services - Indianapolis							
Total Dissolved Solids	**461**	mg/L	10.0	1		05/16/22 09:27		
4500H+ pH, Electrometric	Analytical Method: SM 4500-H+B							
	Pace Analytical Services - Indianapolis							
pH at 25 Degrees C	**7.3**	Std. Units	0.10	1		05/16/22 11:23		H3

REPORT OF LABORATORY ANALYSIS

This report shall not be reproduced, except in full,
without the written consent of Pace Analytical Services, LLC.

Pace Analytical Services, LLC
7726 Moller Road
Indianapolis, IN 46268
(317)228-3100

ANALYTICAL RESULTS

Project: Eagle Valley P1R2
Pace Project No.: 50316088

Sample: MW-17S **Lab ID: 50316088001** Collected: 05/10/22 10:35 Received: 05/10/22 14:35 Matrix: Water

Parameters	Results	Units	Report Limit	DF	Prepared	Analyzed	CAS No.	Qual
4500S2D Sulfide Water	Analytical Method: SM 4500-S2-D Pace Analytical Services - Indianapolis							
Sulfide	ND	mg/L	0.10	1		05/13/22 11:20	18496-25-8	
Iron, Ferrous	Analytical Method: HACH 8146 Pace Analytical Services - Indianapolis							
Iron, Ferrous	ND	mg/L	0.20	1		05/11/22 08:44	15438-31-0	H3,N2
353.2 Nitrogen, NO2/NO3 unpres	Analytical Method: EPA 353.2 Pace Analytical Services - Indianapolis							
Nitrogen, Nitrate	**3.7**	mg/L	0.10	1		05/10/22 17:26	14797-55-8	
Nitrogen, Nitrite	ND	mg/L	0.10	1		05/10/22 17:26	14797-65-0	
365.1 Total Phosphorus	Analytical Method: EPA 365.1 Preparation Method: EPA 365.1 Pace Analytical Services - Indianapolis							
Phosphate as P04	ND	mg/L	0.15	1	05/12/22 10:00	05/14/22 13:54		
5310C TOC	Analytical Method: SM 5310C Pace Analytical Services - Indianapolis							
Total Organic Carbon	ND	mg/L	1.0	1		05/19/22 22:17	7440-44-0	
5310C Dissolved Organic Carbon	Analytical Method: SM 5310C Pace Analytical Services - Indianapolis							
Dissolved Organic Carbon	ND	mg/L	1.0	1		05/18/22 18:15		

REPORT OF LABORATORY ANALYSIS

This report shall not be reproduced, except in full,
without the written consent of Pace Analytical Services, LLC.

Pace Analytical Services, LLC
7726 Moller Road
Indianapolis, IN 46268
(317)228-3100

ANALYTICAL RESULTS

Project: Eagle Valley P1R2
Pace Project No.: 50316088

Sample: MW-17I **Lab ID: 50316088002** Collected: 05/10/22 11:37 Received: 05/10/22 14:35 Matrix: Water

Parameters	Results	Units	Report Limit	DF	Prepared	Analyzed	CAS No.	Qual
9056 IC Anions	Analytical Method: EPA 9056							
	Pace Analytical Services - Indianapolis							
Chloride	**46.8**	mg/L	2.5	10		05/21/22 19:49	16887-00-6	
Fluoride	**0.17**	mg/L	0.10	1		05/21/22 19:31	16984-48-8	
Sulfate	**29.1**	mg/L	2.5	10		05/21/22 19:49	14808-79-8	
6010 MET ICP	Analytical Method: EPA 6010 Preparation Method: EPA 3010							
	Pace Analytical Services - Indianapolis							
Aluminum	ND	ug/L	200	1	05/18/22 09:15	05/21/22 13:23	7429-90-5	
Barium	**55.8**	ug/L	10.0	1	05/18/22 09:15	05/21/22 13:23	7440-39-3	
Boron	**352**	ug/L	100	1	05/18/22 09:15	05/21/22 13:23	7440-42-8	
Calcium	**82900**	ug/L	1000	1	05/18/22 09:15	05/21/22 13:23	7440-70-2	
Iron	ND	ug/L	100	1	05/18/22 09:15	05/21/22 13:23	7439-89-6	
Lithium	ND	ug/L	20.0	1	05/18/22 09:15	05/21/22 13:23	7439-93-2	
Magnesium	**20700**	ug/L	1000	1	05/18/22 09:15	05/21/22 13:23	7439-95-4	
Manganese	ND	ug/L	10.0	1	05/18/22 09:15	05/21/22 13:23	7439-96-5	
Molybdenum	ND	ug/L	10.0	1	05/18/22 09:15	05/21/22 13:23	7439-98-7	
Potassium	**2030**	ug/L	1000	1	05/18/22 09:15	05/21/22 13:23	7440-09-7	
Silica	**10100**	ug/L	450	1	05/18/22 09:15	05/21/22 13:23	7631-86-9	N2
Sodium	**30100**	ug/L	1000	1	05/18/22 09:15	05/21/22 13:23	7440-23-5	
6010 MET ICP, Dissolved	Analytical Method: EPA 6010 Preparation Method: EPA 3010							
	Pace Analytical Services - Indianapolis							
Manganese, Dissolved	ND	ug/L	10.0	1	05/20/22 06:45	05/21/22 02:09	7439-96-5	
Molybdenum, Dissolved	ND	ug/L	10.0	1	05/20/22 06:45	05/21/22 02:09	7439-98-7	
6020 MET ICPMS	Analytical Method: EPA 6020 Preparation Method: EPA 200.2							
	Pace Analytical Services - Indianapolis							
Antimony	ND	ug/L	1.0	1	05/13/22 09:30	05/14/22 23:41	7440-36-0	
Arsenic	ND	ug/L	1.0	1	05/13/22 09:30	05/14/22 23:41	7440-38-2	
Cobalt	ND	ug/L	1.0	1	05/13/22 09:30	05/14/22 23:41	7440-48-4	
Selenium	ND	ug/L	1.0	1	05/13/22 09:30	05/14/22 23:41	7782-49-2	
2320B Alkalinity	Analytical Method: SM 2320B							
	Pace Analytical Services - Indianapolis							
Alkalinity, Total as CaCO3	**265**	mg/L	2.0	1		05/17/22 15:54		
Alkalinity,Bicarbonate (CaCO3)	**265**	mg/L	2.0	1		05/17/22 15:54		
Alkalinity,Carbonate (CaCO3)	ND	mg/L	2.0	1		05/17/22 15:54		
2540C Total Dissolved Solids	Analytical Method: SM 2540C							
	Pace Analytical Services - Indianapolis							
Total Dissolved Solids	**355**	mg/L	10.0	1		05/16/22 09:27		
4500H+ pH, Electrometric	Analytical Method: SM 4500-H+B							
	Pace Analytical Services - Indianapolis							
pH at 25 Degrees C	**7.5**	Std. Units	0.10	1		05/16/22 11:24		H3

REPORT OF LABORATORY ANALYSIS

This report shall not be reproduced, except in full,
without the written consent of Pace Analytical Services, LLC.

Pace Analytical Services, LLC
7726 Moller Road
Indianapolis, IN 46268
(317)228-3100

ANALYTICAL RESULTS

Project: Eagle Valley P1R2
Pace Project No.: 50316088

Sample: MW-17I **Lab ID: 50316088002** Collected: 05/10/22 11:37 Received: 05/10/22 14:35 Matrix: Water

Parameters	Results	Units	Report Limit	DF	Prepared	Analyzed	CAS No.	Qual
4500S2D Sulfide Water	Analytical Method: SM 4500-S2-D Pace Analytical Services - Indianapolis							
Sulfide	ND	mg/L	0.10	1		05/13/22 11:20	18496-25-8	
Iron, Ferrous	Analytical Method: HACH 8146 Pace Analytical Services - Indianapolis							
Iron, Ferrous	ND	mg/L	0.20	1		05/11/22 08:44	15438-31-0	H3,N2
353.2 Nitrogen, NO2/NO3 unpres	Analytical Method: EPA 353.2 Pace Analytical Services - Indianapolis							
Nitrogen, Nitrate	**1.8**	mg/L	0.10	1		05/10/22 17:27	14797-55-8	
Nitrogen, Nitrite	ND	mg/L	0.10	1		05/10/22 17:27	14797-65-0	
365.1 Total Phosphorus	Analytical Method: EPA 365.1 Preparation Method: EPA 365.1 Pace Analytical Services - Indianapolis							
Phosphate as P04	ND	mg/L	0.15	1	05/12/22 10:00	05/14/22 13:55		
5310C TOC	Analytical Method: SM 5310C Pace Analytical Services - Indianapolis							
Total Organic Carbon	ND	mg/L	1.0	1		05/19/22 22:27	7440-44-0	
5310C Dissolved Organic Carbon	Analytical Method: SM 5310C Pace Analytical Services - Indianapolis							
Dissolved Organic Carbon	ND	mg/L	1.0	1		05/18/22 18:25		

REPORT OF LABORATORY ANALYSIS

This report shall not be reproduced, except in full,
without the written consent of Pace Analytical Services, LLC.

Pace Analytical Services, LLC
7726 Moller Road
Indianapolis, IN 46268
(317)228-3100

ANALYTICAL RESULTS

Project: Eagle Valley P1R2
Pace Project No.: 50316088

Sample: MW-17D **Lab ID: 50316088005** Collected: 05/10/22 13:00 Received: 05/10/22 14:35 Matrix: Water

Parameters	Results	Units	Report Limit	DF	Prepared	Analyzed	CAS No.	Qual
9056 IC Anions	Analytical Method: EPA 9056							
	Pace Analytical Services - Indianapolis							
Chloride	**76.4**	mg/L	2.5	10		05/21/22 23:12	16887-00-6	
Fluoride	**0.10**	mg/L	0.10	1		05/21/22 22:54	16984-48-8	
Sulfate	**177**	mg/L	2.5	10		05/21/22 23:12	14808-79-8	
6010 MET ICP	Analytical Method: EPA 6010 Preparation Method: EPA 3010							
	Pace Analytical Services - Indianapolis							
Aluminum	ND	ug/L	200	1	05/18/22 09:15	05/21/22 13:37	7429-90-5	
Barium	**64.0**	ug/L	10.0	1	05/18/22 09:15	05/21/22 13:37	7440-39-3	
Boron	**4060**	ug/L	100	1	05/18/22 09:15	05/21/22 13:37	7440-42-8	
Calcium	**101000**	ug/L	1000	1	05/18/22 09:15	05/21/22 13:37	7440-70-2	
Iron	**2150**	ug/L	100	1	05/18/22 09:15	05/21/22 13:37	7439-89-6	
Lithium	**47.9**	ug/L	20.0	1	05/18/22 09:15	05/21/22 13:37	7439-93-2	
Magnesium	**26200**	ug/L	1000	1	05/18/22 09:15	05/21/22 13:37	7439-95-4	
Manganese	**340**	ug/L	10.0	1	05/18/22 09:15	05/21/22 13:37	7439-96-5	
Molybdenum	**34.3**	ug/L	10.0	1	05/18/22 09:15	05/21/22 13:37	7439-98-7	
Potassium	**3530**	ug/L	1000	1	05/18/22 09:15	05/21/22 13:37	7440-09-7	
Silica	**12400**	ug/L	450	1	05/18/22 09:15	05/21/22 13:37	7631-86-9	N2
Sodium	**72600**	ug/L	1000	1	05/18/22 09:15	05/21/22 13:37	7440-23-5	
6010 MET ICP, Dissolved	Analytical Method: EPA 6010 Preparation Method: EPA 3010							
	Pace Analytical Services - Indianapolis							
Manganese, Dissolved	**294**	ug/L	10.0	1	05/20/22 06:45	05/21/22 02:23	7439-96-5	
Molybdenum, Dissolved	**32.3**	ug/L	10.0	1	05/20/22 06:45	05/21/22 02:23	7439-98-7	
6020 MET ICPMS	Analytical Method: EPA 6020 Preparation Method: EPA 200.2							
	Pace Analytical Services - Indianapolis							
Antimony	ND	ug/L	1.0	1	05/13/22 09:30	05/14/22 23:56	7440-36-0	
Arsenic	**4.4**	ug/L	1.0	1	05/13/22 09:30	05/14/22 23:56	7440-38-2	
Cobalt	ND	ug/L	1.0	1	05/13/22 09:30	05/14/22 23:56	7440-48-4	
Selenium	ND	ug/L	1.0	1	05/13/22 09:30	05/14/22 23:56	7782-49-2	
2320B Alkalinity	Analytical Method: SM 2320B							
	Pace Analytical Services - Indianapolis							
Alkalinity, Total as CaCO3	**234**	mg/L	2.0	1		05/17/22 15:54		
Alkalinity,Bicarbonate (CaCO3)	**234**	mg/L	2.0	1		05/17/22 15:54		
Alkalinity,Carbonate (CaCO3)	ND	mg/L	2.0	1		05/17/22 15:54		
2540C Total Dissolved Solids	Analytical Method: SM 2540C							
	Pace Analytical Services - Indianapolis							
Total Dissolved Solids	**629**	mg/L	10.0	1		05/16/22 09:29		
4500H+ pH, Electrometric	Analytical Method: SM 4500-H+B							
	Pace Analytical Services - Indianapolis							
pH at 25 Degrees C	**7.4**	Std. Units	0.10	1		05/16/22 11:27		H3

REPORT OF LABORATORY ANALYSIS

This report shall not be reproduced, except in full,
without the written consent of Pace Analytical Services, LLC.

Pace Analytical Services, LLC
7726 Moller Road
Indianapolis, IN 46268
(317)228-3100

ANALYTICAL RESULTS

Project: Eagle Valley P1R2
Pace Project No.: 50316088

Sample: MW-17D **Lab ID: 50316088005** Collected: 05/10/22 13:00 Received: 05/10/22 14:35 Matrix: Water

Parameters	Results	Units	Report Limit	DF	Prepared	Analyzed	CAS No.	Qual
4500S2D Sulfide Water	Analytical Method: SM 4500-S2-D Pace Analytical Services - Indianapolis							
Sulfide	ND	mg/L	0.10	1		05/13/22 11:20	18496-25-8	
Iron, Ferrous	Analytical Method: HACH 8146 Pace Analytical Services - Indianapolis							
Iron, Ferrous	ND	mg/L	0.20	1		05/11/22 08:45	15438-31-0	H3,N2
353.2 Nitrogen, NO2/NO3 unpres	Analytical Method: EPA 353.2 Pace Analytical Services - Indianapolis							
Nitrogen, Nitrate	ND	mg/L	0.10	1		05/10/22 17:33	14797-55-8	
Nitrogen, Nitrite	ND	mg/L	0.10	1		05/10/22 17:33	14797-65-0	
365.1 Total Phosphorus	Analytical Method: EPA 365.1 Preparation Method: EPA 365.1 Pace Analytical Services - Indianapolis							
Phosphate as P04	ND	mg/L	0.15	1	05/12/22 10:00	05/14/22 13:57		
5310C TOC	Analytical Method: SM 5310C Pace Analytical Services - Indianapolis							
Total Organic Carbon	ND	mg/L	1.0	1		05/19/22 23:03	7440-44-0	
5310C Dissolved Organic Carbon	Analytical Method: SM 5310C Pace Analytical Services - Indianapolis							
Dissolved Organic Carbon	ND	mg/L	1.0	1		05/18/22 19:20		

This report shall not be reproduced, except in full,
without the written consent of Pace Analytical Services, LLC.

Pace Analytical Services, LLC
7726 Moller Road
Indianapolis, IN 46268
(317)228-3100

ANALYTICAL RESULTS

Project: Eagle Valley P1R2
Pace Project No.: 50316088

Sample: DUP 2 **Lab ID: 50316088006** Collected: 05/10/22 08:00 Received: 05/10/22 14:35 Matrix: Water

Parameters	Results	Units	Report Limit	DF	Prepared	Analyzed	CAS No.	Qual
9056 IC Anions	Analytical Method: EPA 9056							
	Pace Analytical Services - Indianapolis							
Chloride	**38.0**	mg/L	2.5	10		05/22/22 00:44	16887-00-6	
Fluoride	**0.21**	mg/L	0.10	1		05/22/22 00:26	16984-48-8	
Sulfate	**30.3**	mg/L	2.5	10		05/22/22 00:44	14808-79-8	
6010 MET ICP	Analytical Method: EPA 6010 Preparation Method: EPA 3010							
	Pace Analytical Services - Indianapolis							
Aluminum	ND	ug/L	200	1	05/18/22 09:15	05/21/22 13:39	7429-90-5	
Barium	**130**	ug/L	10.0	1	05/18/22 09:15	05/21/22 13:39	7440-39-3	
Boron	**262**	ug/L	100	1	05/18/22 09:15	05/21/22 13:39	7440-42-8	
Calcium	**108000**	ug/L	1000	1	05/18/22 09:15	05/21/22 13:39	7440-70-2	
Iron	**119**	ug/L	100	1	05/18/22 09:15	05/21/22 13:39	7439-89-6	
Lithium	ND	ug/L	20.0	1	05/18/22 09:15	05/21/22 13:39	7439-93-2	
Magnesium	**24200**	ug/L	1000	1	05/18/22 09:15	05/21/22 13:39	7439-95-4	
Manganese	ND	ug/L	10.0	1	05/18/22 09:15	05/21/22 13:39	7439-96-5	
Molybdenum	**14.0**	ug/L	10.0	1	05/18/22 09:15	05/21/22 13:39	7439-98-7	
Potassium	**3270**	ug/L	1000	1	05/18/22 09:15	05/21/22 13:39	7440-09-7	
Silica	**11800**	ug/L	450	1	05/18/22 09:15	05/21/22 13:39	7631-86-9	N2
Sodium	**30500**	ug/L	1000	1	05/18/22 09:15	05/21/22 13:39	7440-23-5	
6010 MET ICP, Dissolved	Analytical Method: EPA 6010 Preparation Method: EPA 3010							
	Pace Analytical Services - Indianapolis							
Manganese, Dissolved	ND	ug/L	10.0	1	05/20/22 06:45	05/21/22 02:25	7439-96-5	
Molybdenum, Dissolved	**13.8**	ug/L	10.0	1	05/20/22 06:45	05/21/22 02:25	7439-98-7	
6020 MET ICPMS	Analytical Method: EPA 6020 Preparation Method: EPA 200.2							
	Pace Analytical Services - Indianapolis							
Antimony	ND	ug/L	1.0	1	05/13/22 09:30	05/15/22 00:00	7440-36-0	
Arsenic	ND	ug/L	1.0	1	05/13/22 09:30	05/15/22 00:00	7440-38-2	
Cobalt	ND	ug/L	1.0	1	05/13/22 09:30	05/15/22 00:00	7440-48-4	
Selenium	**1.0**	ug/L	1.0	1	05/13/22 09:30	05/15/22 00:00	7782-49-2	
2320B Alkalinity	Analytical Method: SM 2320B							
	Pace Analytical Services - Indianapolis							
Alkalinity, Total as CaCO3	**357**	mg/L	2.0	1		05/17/22 15:54		
Alkalinity,Bicarbonate (CaCO3)	**357**	mg/L	2.0	1		05/17/22 15:54		
Alkalinity,Carbonate (CaCO3)	ND	mg/L	2.0	1		05/17/22 15:54		
2540C Total Dissolved Solids	Analytical Method: SM 2540C							
	Pace Analytical Services - Indianapolis							
Total Dissolved Solids	**459**	mg/L	10.0	1		05/16/22 09:29		
4500H+ pH, Electrometric	Analytical Method: SM 4500-H+B							
	Pace Analytical Services - Indianapolis							
pH at 25 Degrees C	**7.1**	Std. Units	0.10	1		05/16/22 11:28		H3

REPORT OF LABORATORY ANALYSIS

This report shall not be reproduced, except in full,
without the written consent of Pace Analytical Services, LLC.

Pace Analytical Services, LLC
7726 Moller Road
Indianapolis, IN 46268
(317)228-3100

ANALYTICAL RESULTS

Project: Eagle Valley P1R2
Pace Project No.: 50316088

Sample: DUP 2 **Lab ID: 50316088006** Collected: 05/10/22 08:00 Received: 05/10/22 14:35 Matrix: Water

Parameters	Results	Units	Report Limit	DF	Prepared	Analyzed	CAS No.	Qual
4500S2D Sulfide Water	Analytical Method: SM 4500-S2-D Pace Analytical Services - Indianapolis							
Sulfide	ND	mg/L	0.10	1		05/13/22 11:20	18496-25-8	
Iron, Ferrous	Analytical Method: HACH 8146 Pace Analytical Services - Indianapolis							
Iron, Ferrous	ND	mg/L	0.20	1		05/11/22 08:45	15438-31-0	H3,N2
353.2 Nitrogen, NO2/NO3 unpres	Analytical Method: EPA 353.2 Pace Analytical Services - Indianapolis							
Nitrogen, Nitrate	**3.7**	mg/L	0.10	1		05/10/22 17:24	14797-55-8	
Nitrogen, Nitrite	ND	mg/L	0.10	1		05/10/22 17:24	14797-65-0	
365.1 Total Phosphorus	Analytical Method: EPA 365.1 Preparation Method: EPA 365.1 Pace Analytical Services - Indianapolis							
Phosphate as P04	ND	mg/L	0.15	1	05/12/22 10:00	05/14/22 13:57		
5310C TOC	Analytical Method: SM 5310C Pace Analytical Services - Indianapolis							
Total Organic Carbon	ND	mg/L	1.0	1		05/19/22 23:13	7440-44-0	
5310C Dissolved Organic Carbon	Analytical Method: SM 5310C Pace Analytical Services - Indianapolis							
Dissolved Organic Carbon	ND	mg/L	1.0	1		05/18/22 19:30		

This report shall not be reproduced, except in full,
without the written consent of Pace Analytical Services, LLC.

Pace Analytical Services, LLC
7726 Moller Road
Indianapolis, IN 46268
(317)228-3100

QUALITY CONTROL DATA

Project: Eagle Valley P1R2
Pace Project No.: 50316088

QC Batch: 677226
QC Batch Method: EPA 9056
Analysis Method: EPA 9056
Analysis Description: 9056 IC Anions
Laboratory: Pace Analytical Services - Indianapolis
Associated Lab Samples: 50316088001, 50316088002, 50316088005, 50316088006

METHOD BLANK: 3118110 Matrix: Water
Associated Lab Samples: 50316088001, 50316088002, 50316088005, 50316088006

Parameter	Units	Blank Result	Reporting Limit	Analyzed	Qualifiers
Chloride	mg/L	ND	0.25	05/21/22 10:18	
Fluoride	mg/L	ND	0.10	05/21/22 10:18	
Sulfate	mg/L	ND	0.25	05/21/22 10:18	

LABORATORY CONTROL SAMPLE: 3118111

Parameter	Units	Spike Conc.	LCS Result	LCS % Rec	% Rec Limits	Qualifiers
Chloride	mg/L	1.2	1.2	93	80-120	
Fluoride	mg/L	0.5	0.53	107	80-120	
Sulfate	mg/L	2.5	2.4	97	80-120	

MATRIX SPIKE & MATRIX SPIKE DUPLICATE: 3118112 3118113

Parameter	Units	50316088002 Result	MS Spike Conc.	MSD Spike Conc.	MS Result	MSD Result	MS % Rec	MSD % Rec	% Rec Limits	RPD	Max RPD	Qual
Chloride	mg/L	46.8	12.5	12.5	58.2	59.4	91	101	80-120	2	15	
Fluoride	mg/L	0.17	0.5	0.5	0.73	0.73	113	113	80-120	0	15	
Sulfate	mg/L	29.1	25	25	52.5	52.7	94	94	80-120	0	15	

Results presented on this page are in the units indicated by the "Units" column except where an alternate unit is presented to the right of the result.

REPORT OF LABORATORY ANALYSIS

This report shall not be reproduced, except in full,
without the written consent of Pace Analytical Services, LLC.

Pace Analytical Services, LLC
7726 Moller Road
Indianapolis, IN 46268
(317)228-3100

QUALITY CONTROL DATA

Project: Eagle Valley P1R2
Pace Project No.: 50316088

QC Batch: 676717
QC Batch Method: EPA 3010
Analysis Method: EPA 6010
Analysis Description: 6010 MET
Laboratory: Pace Analytical Services - Indianapolis
Associated Lab Samples: 50316088001, 50316088002, 50316088005, 50316088006

METHOD BLANK: 3115599 Matrix: Water
Associated Lab Samples: 50316088001, 50316088002, 50316088005, 50316088006

Parameter	Units	Blank Result	Reporting Limit	Analyzed	Qualifiers
Aluminum	ug/L	ND	200	05/21/22 12:45	
Barium	ug/L	ND	10.0	05/21/22 12:45	
Boron	ug/L	ND	100	05/21/22 12:45	
Calcium	ug/L	ND	1000	05/21/22 12:45	
Iron	ug/L	ND	100	05/21/22 12:45	
Lithium	ug/L	ND	20.0	05/21/22 12:45	
Magnesium	ug/L	ND	1000	05/21/22 12:45	
Manganese	ug/L	ND	10.0	05/21/22 12:45	
Molybdenum	ug/L	ND	10.0	05/21/22 12:45	
Potassium	ug/L	ND	1000	05/21/22 12:45	
Silica	ug/L	ND	450	05/21/22 12:45	N2
Sodium	ug/L	ND	1000	05/21/22 12:45	

LABORATORY CONTROL SAMPLE: 3115600

Parameter	Units	Spike Conc.	LCS Result	LCS % Rec	% Rec Limits	Qualifiers
Aluminum	ug/L	10000	10000	100	80-120	
Barium	ug/L	1000	1030	103	80-120	
Boron	ug/L	1000	1000	100	80-120	
Calcium	ug/L	10000	10200	102	80-120	
Iron	ug/L	10000	10200	102	80-120	
Lithium	ug/L	1000	999	100	80-120	
Magnesium	ug/L	10000	9700	97	80-120	
Manganese	ug/L	1000	967	97	80-120	
Molybdenum	ug/L	1000	1020	102	80-120	
Potassium	ug/L	10000	9770	98	80-120	
Silica	ug/L	10700	10100	95	80-120	N2
Sodium	ug/L	10000	9730	97	80-120	

MATRIX SPIKE & MATRIX SPIKE DUPLICATE: 3115601 3115602

Parameter	Units	50316088002 Result	MS Spike Conc.	MSD Spike Conc.	MS Result	MSD Result	MS % Rec	MSD % Rec	% Rec Limits	RPD	Max RPD	Qual
Aluminum	ug/L	ND	10000	10000	9840	9990	98	99	75-125	2	20	
Barium	ug/L	55.8	1000	1000	1060	1080	100	102	75-125	1	20	
Boron	ug/L	352	1000	1000	1350	1380	100	102	75-125	2	20	
Calcium	ug/L	82900	10000	10000	93100	93400	102	105	75-125	0	20	

Results presented on this page are in the units indicated by the "Units" column except where an alternate unit is presented to the right of the result.

REPORT OF LABORATORY ANALYSIS

This report shall not be reproduced, except in full,
without the written consent of Pace Analytical Services, LLC.

Pace Analytical Services, LLC
7726 Moller Road
Indianapolis, IN 46268
(317)228-3100

QUALITY CONTROL DATA

Project: Eagle Valley P1R2
Pace Project No.: 50316088

MATRIX SPIKE & MATRIX SPIKE DUPLICATE: 3115601 3115602

Parameter	Units	50316088002 Result	MS Spike Conc.	MSD Spike Conc.	MS Result	MSD Result	MS % Rec	MSD % Rec	% Rec Limits	RPD	Max RPD	Qual
Iron	ug/L	ND	10000	10000	9840	10000	97	99	75-125	2	20	
Lithium	ug/L	ND	1000	1000	1030	1040	102	103	75-125	1	20	
Magnesium	ug/L	20700	10000	10000	30100	30600	94	99	75-125	2	20	
Manganese	ug/L	ND	1000	1000	930	944	92	94	75-125	1	20	
Molybdenum	ug/L	ND	1000	1000	1010	1010	100	101	75-125	1	20	
Potassium	ug/L	2030	10000	10000	11800	12100	97	101	75-125	3	20	
Silica	ug/L	10100	10700	10700	20500	20700	97	99	75-125	1	20	N2
Sodium	ug/L	30100	10000	10000	39900	40600	98	105	75-125	2	20	

Results presented on this page are in the units indicated by the "Units" column except where an alternate unit is presented to the right of the result.

REPORT OF LABORATORY ANALYSIS

This report shall not be reproduced, except in full,
without the written consent of Pace Analytical Services, LLC.

Pace Analytical Services, LLC
7726 Moller Road
Indianapolis, IN 46268
(317)228-3100

QUALITY CONTROL DATA

Project: Eagle Valley P1R2
Pace Project No.: 50316088

QC Batch: 677124
QC Batch Method: EPA 3010
Analysis Method: EPA 6010
Analysis Description: 6010 MET Dissolved
Laboratory: Pace Analytical Services - Indianapolis
Associated Lab Samples: 50316088001, 50316088002, 50316088005, 50316088006

METHOD BLANK: 3117566 Matrix: Water
Associated Lab Samples: 50316088001, 50316088002, 50316088005, 50316088006

Parameter	Units	Blank Result	Reporting Limit	Analyzed	Qualifiers
Manganese, Dissolved	ug/L	ND	10.0	05/21/22 01:56	
Molybdenum, Dissolved	ug/L	ND	10.0	05/21/22 01:56	

LABORATORY CONTROL SAMPLE: 3117567

Parameter	Units	Spike Conc.	LCS Result	LCS % Rec	% Rec Limits	Qualifiers
Manganese, Dissolved	ug/L	1000	951	95	80-120	
Molybdenum, Dissolved	ug/L	1000	1030	103	80-120	

MATRIX SPIKE & MATRIX SPIKE DUPLICATE: 3117568 3117569

Parameter	Units	50316088002 Result	MS Spike Conc.	MSD Spike Conc.	MS Result	MSD Result	MS % Rec	MSD % Rec	% Rec Limits	RPD	Max RPD	Qual
Manganese, Dissolved	ug/L	ND	1000	1000	944	934	94	93	75-125	1	20	
Molybdenum, Dissolved	ug/L	ND	1000	1000	1020	1010	102	101	75-125	1	20	

Results presented on this page are in the units indicated by the "Units" column except where an alternate unit is presented to the right of the result.

REPORT OF LABORATORY ANALYSIS

This report shall not be reproduced, except in full,
without the written consent of Pace Analytical Services, LLC.

Pace Analytical Services, LLC
7726 Moller Road
Indianapolis, IN 46268
(317)228-3100

QUALITY CONTROL DATA

Project: Eagle Valley P1R2
Pace Project No.: 50316088

QC Batch: 675954
QC Batch Method: EPA 200.2
Analysis Method: EPA 6020
Analysis Description: 6020 MET
Laboratory: Pace Analytical Services - Indianapolis
Associated Lab Samples: 50316088001, 50316088002, 50316088005, 50316088006

METHOD BLANK: 3112370 Matrix: Water
Associated Lab Samples: 50316088001, 50316088002, 50316088005, 50316088006

Parameter	Units	Blank Result	Reporting Limit	Analyzed	Qualifiers
Antimony	ug/L	ND	1.0	05/14/22 20:58	
Arsenic	ug/L	ND	1.0	05/14/22 20:58	
Cobalt	ug/L	ND	1.0	05/14/22 20:58	
Selenium	ug/L	ND	1.0	05/14/22 20:58	

LABORATORY CONTROL SAMPLE: 3112371

Parameter	Units	Spike Conc.	LCS Result	LCS % Rec	% Rec Limits	Qualifiers
Antimony	ug/L	40	41.8	104	80-120	
Arsenic	ug/L	40	38.3	96	80-120	
Cobalt	ug/L	40	40.5	101	80-120	
Selenium	ug/L	40	38.8	97	80-120	

MATRIX SPIKE & MATRIX SPIKE DUPLICATE: 3112372 3112373

Parameter	Units	50315315003 Result	MS Spike Conc.	MSD Spike Conc.	MS Result	MSD Result	MS % Rec	MSD % Rec	% Rec Limits	RPD	Max RPD	Qual
Antimony	ug/L	ND	40	40	42.0	43.1	105	108	75-125	3	20	
Arsenic	ug/L	0.0064 mg/L	40	40	45.8	44.9	99	96	75-125	2	20	
Cobalt	ug/L	0.0027 mg/L	40	40	40.5	41.1	94	96	75-125	2	20	
Selenium	ug/L	ND	40	40	39.7	39.8	98	99	75-125	0	20	

MATRIX SPIKE & MATRIX SPIKE DUPLICATE: 3112374 3112375

Parameter	Units	50315986002 Result	MS Spike Conc.	MSD Spike Conc.	MS Result	MSD Result	MS % Rec	MSD % Rec	% Rec Limits	RPD	Max RPD	Qual
Antimony	ug/L	ND	40	40	44.3	42.2	110	105	75-125	5	20	
Arsenic	ug/L	14.8	40	40	53.9	56.8	98	105	75-125	5	20	
Cobalt	ug/L	1.8	40	40	41.4	39.0	99	93	75-125	6	20	
Selenium	ug/L	ND	40	40	41.5	44.3	103	109	75-125	6	20	

Results presented on this page are in the units indicated by the "Units" column except where an alternate unit is presented to the right of the result.

REPORT OF LABORATORY ANALYSIS

This report shall not be reproduced, except in full,
without the written consent of Pace Analytical Services, LLC.

Pace Analytical Services, LLC
7726 Moller Road
Indianapolis, IN 46268
(317)228-3100

QUALITY CONTROL DATA

Project: Eagle Valley P1R2
Pace Project No.: 50316088

MATRIX SPIKE & MATRIX SPIKE DUPLICATE: 3112376 3112377

Parameter	Units	50316088002 Result	MS Spike Conc.	MSD Spike Conc.	MS Result	MSD Result	MS % Rec	MSD % Rec	% Rec Limits	RPD	Max RPD	Qual
Antimony	ug/L	ND	40	40	44.1	43.2	110	108	75-125	2	20	
Arsenic	ug/L	ND	40	40	38.9	39.0	96	97	75-125	0	20	
Cobalt	ug/L	ND	40	40	40.4	39.9	101	99	75-125	1	20	
Selenium	ug/L	ND	40	40	39.4	39.7	98	99	75-125	1	20	

Results presented on this page are in the units indicated by the "Units" column except where an alternate unit is presented to the right of the result.

REPORT OF LABORATORY ANALYSIS

This report shall not be reproduced, except in full,
without the written consent of Pace Analytical Services, LLC.

Pace Analytical Services, LLC
7726 Moller Road
Indianapolis, IN 46268
(317)228-3100

QUALITY CONTROL DATA

Project: Eagle Valley P1R2
Pace Project No.: 50316088

QC Batch: 676606 | Analysis Method: SM 2320B
QC Batch Method: SM 2320B | Analysis Description: 2320B Alkalinity
Laboratory: Pace Analytical Services - Indianapolis
Associated Lab Samples: 50316088001, 50316088002, 50316088005, 50316088006

METHOD BLANK: 3115198 Matrix: Water
Associated Lab Samples: 50316088001, 50316088002, 50316088005, 50316088006

Parameter	Units	Blank Result	Reporting Limit	Analyzed	Qualifiers
Alkalinity, Total as CaCO3	mg/L	2.6	2.0	05/17/22 15:54	B
Alkalinity,Bicarbonate (CaCO3)	mg/L	2.6	2.0	05/17/22 15:54	B
Alkalinity,Carbonate (CaCO3)	mg/L	ND	2.0	05/17/22 15:54	

LABORATORY CONTROL SAMPLE: 3115199

Parameter	Units	Spike Conc.	LCS Result	LCS % Rec	% Rec Limits	Qualifiers
Alkalinity, Total as CaCO3	mg/L	50	49.9	100	90-110	

SAMPLE DUPLICATE: 3115200

Parameter	Units	50315748001 Result	Dup Result	RPD	Max RPD	Qualifiers
Alkalinity, Total as CaCO3	mg/L	282	281	0	20	
Alkalinity,Bicarbonate (CaCO3)	mg/L	282	281	0	20	
Alkalinity,Carbonate (CaCO3)	mg/L	<2.0	ND		20	

SAMPLE DUPLICATE: 3115201

Parameter	Units	50316088002 Result	Dup Result	RPD	Max RPD	Qualifiers
Alkalinity, Total as CaCO3	mg/L	265	265	0	20	
Alkalinity,Bicarbonate (CaCO3)	mg/L	265	265	0	20	
Alkalinity,Carbonate (CaCO3)	mg/L	ND	ND		20	

Results presented on this page are in the units indicated by the "Units" column except where an alternate unit is presented to the right of the result.

REPORT OF LABORATORY ANALYSIS

This report shall not be reproduced, except in full,
without the written consent of Pace Analytical Services, LLC.

Pace Analytical Services, LLC
7726 Moller Road
Indianapolis, IN 46268
(317)228-3100

QUALITY CONTROL DATA

Project: Eagle Valley P1R2
Pace Project No.: 50316088

QC Batch: 676378
QC Batch Method: SM 2540C
Analysis Method: SM 2540C
Analysis Description: 2540C Total Dissolved Solids
Laboratory: Pace Analytical Services - Indianapolis
Associated Lab Samples: 50316088001, 50316088002, 50316088005, 50316088006

METHOD BLANK: 3114489 Matrix: Water
Associated Lab Samples: 50316088001, 50316088002, 50316088005, 50316088006

Parameter	Units	Blank Result	Reporting Limit	Analyzed	Qualifiers
Total Dissolved Solids	mg/L	ND	10.0	05/16/22 09:23	

LABORATORY CONTROL SAMPLE: 3114490

Parameter	Units	Spike Conc.	LCS Result	LCS % Rec	% Rec Limits	Qualifiers
Total Dissolved Solids	mg/L	300	282	94	80-120	

SAMPLE DUPLICATE: 3114491

Parameter	Units	50316171018 Result	Dup Result	RPD	Max RPD	Qualifiers
Total Dissolved Solids	mg/L	373	377	1	10	

SAMPLE DUPLICATE: 3114492

Parameter	Units	50316088002 Result	Dup Result	RPD	Max RPD	Qualifiers
Total Dissolved Solids	mg/L	355	387	9	10	

Results presented on this page are in the units indicated by the "Units" column except where an alternate unit is presented to the right of the result.

REPORT OF LABORATORY ANALYSIS

This report shall not be reproduced, except in full,
without the written consent of Pace Analytical Services, LLC.

Pace Analytical Services, LLC
7726 Moller Road
Indianapolis, IN 46268
(317)228-3100

QUALITY CONTROL DATA

Project: Eagle Valley P1R2
Pace Project No.: 50316088

QC Batch: 676415
QC Batch Method: SM 4500-H+B
Analysis Method: SM 4500-H+B
Analysis Description: 4500H+B pH
Laboratory: Pace Analytical Services - Indianapolis
Associated Lab Samples: 50316088001, 50316088002, 50316088005, 50316088006

SAMPLE DUPLICATE: 3114620

Parameter	Units	50316088002 Result	Dup Result	RPD	Max RPD	Qualifiers
pH at 25 Degrees C	Std. Units	7.5	7.5	0	2	H3

SAMPLE DUPLICATE: 3114621

Parameter	Units	50315315003 Result	Dup Result	RPD	Max RPD	Qualifiers
pH at 25 Degrees C	Std. Units	7.4	7.4	0	2	H3

Results presented on this page are in the units indicated by the "Units" column except where an alternate unit is presented to the right of the result.

REPORT OF LABORATORY ANALYSIS

This report shall not be reproduced, except in full,
without the written consent of Pace Analytical Services, LLC.

Pace Analytical Services, LLC
7726 Moller Road
Indianapolis, IN 46268
(317)228-3100

QUALITY CONTROL DATA

Project: Eagle Valley P1R2
Pace Project No.: 50316088

QC Batch: 676051
QC Batch Method: SM 4500-S2-D
Analysis Method: SM 4500-S2-D
Analysis Description: 4500S2D Sulfide Water
Laboratory: Pace Analytical Services - Indianapolis
Associated Lab Samples: 50316088001, 50316088002, 50316088005, 50316088006

METHOD BLANK: 3112818 Matrix: Water
Associated Lab Samples: 50316088001, 50316088002, 50316088005, 50316088006

Parameter	Units	Blank Result	Reporting Limit	Analyzed	Qualifiers
Sulfide	mg/L	ND	0.10	05/13/22 11:20	

LABORATORY CONTROL SAMPLE: 3112819

Parameter	Units	Spike Conc.	LCS Result	LCS % Rec	% Rec Limits	Qualifiers
Sulfide	mg/L	0.5	0.50	100	90-110	

MATRIX SPIKE & MATRIX SPIKE DUPLICATE: 3112820 3112821

Parameter	Units	50316088002 Result	MS Spike Conc.	MSD Spike Conc.	MS Result	MSD Result	MS % Rec	MSD % Rec	% Rec Limits	RPD	Max RPD	Qual
Sulfide	mg/L	ND	0.5	0.5	0.51	0.52	102	103	90-110	1	20	

MATRIX SPIKE SAMPLE: 3112822

Parameter	Units	50316146001 Result	Spike Conc.	MS Result	MS % Rec	% Rec Limits	Qualifiers
Sulfide	mg/L	ND	0.5	0.52	104	90-110	

Results presented on this page are in the units indicated by the "Units" column except where an alternate unit is presented to the right of the result.

REPORT OF LABORATORY ANALYSIS

This report shall not be reproduced, except in full,
without the written consent of Pace Analytical Services, LLC.

Pace Analytical Services, LLC
7726 Moller Road
Indianapolis, IN 46268
(317)228-3100

QUALITY CONTROL DATA

Project: Eagle Valley P1R2
Pace Project No.: 50316088

QC Batch: 675534 | Analysis Method: HACH 8146
QC Batch Method: HACH 8146 | Analysis Description: Iron, Ferrous
Laboratory: Pace Analytical Services - Indianapolis
Associated Lab Samples: 50316088001, 50316088002, 50316088005, 50316088006

METHOD BLANK: 3110433 Matrix: Water
Associated Lab Samples: 50316088001, 50316088002, 50316088005, 50316088006

Parameter	Units	Blank Result	Reporting Limit	Analyzed	Qualifiers
Iron, Ferrous	mg/L	ND	0.20	05/11/22 08:43	H3,N2

LABORATORY CONTROL SAMPLE: 3110434

Parameter	Units	Spike Conc.	LCS Result	LCS % Rec	% Rec Limits	Qualifiers
Iron, Ferrous	mg/L	1	1.0	104	90-110	H3,N2

MATRIX SPIKE & MATRIX SPIKE DUPLICATE: 3110435 3110436

Parameter	Units	50316088002 Result	MS Spike Conc.	MSD Spike Conc.	MS Result	MSD Result	MS % Rec	MSD % Rec	% Rec Limits	RPD	Max RPD	Qual
Iron, Ferrous	mg/L	ND	1	1	1.0	1.0	100	103	90-110	3	20	H3,N2

MATRIX SPIKE & MATRIX SPIKE DUPLICATE: 3110437 3110438

Parameter	Units	50316118001 Result	MS Spike Conc.	MSD Spike Conc.	MS Result	MSD Result	MS % Rec	MSD % Rec	% Rec Limits	RPD	Max RPD	Qual
Iron, Ferrous	mg/L	ND	1	1	0.96	1.0	96	100	90-110	4	20	H3,N2

Results presented on this page are in the units indicated by the "Units" column except where an alternate unit is presented to the right of the result.

REPORT OF LABORATORY ANALYSIS

This report shall not be reproduced, except in full,
without the written consent of Pace Analytical Services, LLC.

Pace Analytical Services, LLC
7726 Moller Road
Indianapolis, IN 46268
(317)228-3100

QUALITY CONTROL DATA

Project: Eagle Valley P1R2
Pace Project No.: 50316088

QC Batch: 675488
QC Batch Method: EPA 353.2
Analysis Method: EPA 353.2
Analysis Description: 353.2 Nitrate + Nitrite, Unpres.
Laboratory: Pace Analytical Services - Indianapolis
Associated Lab Samples: 50316088001, 50316088002, 50316088005, 50316088006

METHOD BLANK: 3110210 Matrix: Water
Associated Lab Samples: 50316088001, 50316088002, 50316088005, 50316088006

Parameter	Units	Blank Result	Reporting Limit	Analyzed	Qualifiers
Nitrogen, Nitrate	mg/L	ND	0.10	05/10/22 17:01	
Nitrogen, Nitrite	mg/L	ND	0.10	05/10/22 17:01	

LABORATORY CONTROL SAMPLE: 3110211

Parameter	Units	Spike Conc.	LCS Result	LCS % Rec	% Rec Limits	Qualifiers
Nitrogen, Nitrate	mg/L	1	0.98	98	90-110	
Nitrogen, Nitrite	mg/L	1	0.96	96	90-110	

MATRIX SPIKE & MATRIX SPIKE DUPLICATE: 3110212 3110213

Parameter	Units	50316088002 Result	MS Spike Conc.	MSD Spike Conc.	MS Result	MSD Result	MS % Rec	MSD % Rec	% Rec Limits	RPD	Max RPD	Qual
Nitrogen, Nitrate	mg/L	1.8	1	1	2.9	2.8	101	99	90-110	1	20	
Nitrogen, Nitrite	mg/L	ND	1	1	0.96	0.96	95	95	90-110	0	20	

MATRIX SPIKE SAMPLE: 3110214

Parameter	Units	50316081001 Result	Spike Conc.	MS Result	MS % Rec	% Rec Limits	Qualifiers
Nitrogen, Nitrate	mg/L	ND	1	0.98	98	90-110	
Nitrogen, Nitrite	mg/L	ND	1	0.96	96	90-110	

Results presented on this page are in the units indicated by the "Units" column except where an alternate unit is presented to the right of the result.

REPORT OF LABORATORY ANALYSIS

This report shall not be reproduced, except in full,
without the written consent of Pace Analytical Services, LLC.

Pace Analytical Services, LLC
7726 Moller Road
Indianapolis, IN 46268
(317)228-3100

QUALITY CONTROL DATA

Project: Eagle Valley P1R2
Pace Project No.: 50316088

QC Batch: 675801 | Analysis Method: EPA 365.1
QC Batch Method: EPA 365.1 | Analysis Description: 365.1 Total Phosphorus
Laboratory: Pace Analytical Services - Indianapolis
Associated Lab Samples: 50316088001, 50316088002, 50316088005, 50316088006

METHOD BLANK: 3111676 Matrix: Water
Associated Lab Samples: 50316088001, 50316088002, 50316088005, 50316088006

Parameter	Units	Blank Result	Reporting Limit	Analyzed	Qualifiers
Phosphate as P04	mg/L	ND	0.15	05/14/22 13:46	

LABORATORY CONTROL SAMPLE: 3111677

Parameter	Units	Spike Conc.	LCS Result	LCS % Rec	% Rec Limits	Qualifiers
Phosphate as P04	mg/L		1.5			

MATRIX SPIKE SAMPLE: 3111678

Parameter	Units	50316176001 Result	Spike Conc.	MS Result	MS % Rec	% Rec Limits	Qualifiers
Phosphate as P04	mg/L	ND		1.5			

MATRIX SPIKE & MATRIX SPIKE DUPLICATE: 3111679 3111680

Parameter	Units	50316088002 Result	MS Spike Conc.	MSD Spike Conc.	MS Result	MSD Result	MS % Rec	MSD % Rec	% Rec Limits	RPD	Max RPD	Qual
Phosphate as P04	mg/L	ND			1.5	1.4				5		

Results presented on this page are in the units indicated by the "Units" column except where an alternate unit is presented to the right of the result.

REPORT OF LABORATORY ANALYSIS

This report shall not be reproduced, except in full,
without the written consent of Pace Analytical Services, LLC.

Pace Analytical Services, LLC
7726 Moller Road
Indianapolis, IN 46268
(317)228-3100

QUALITY CONTROL DATA

Project: Eagle Valley P1R2
Pace Project No.: 50316088

QC Batch: 677201 | Analysis Method: SM 5310C
QC Batch Method: SM 5310C | Analysis Description: 5310C Total Organic Carbon
Laboratory: Pace Analytical Services - Indianapolis
Associated Lab Samples: 50316088001, 50316088002, 50316088005, 50316088006

METHOD BLANK: 3117995 Matrix: Water
Associated Lab Samples: 50316088001, 50316088002, 50316088005, 50316088006

Parameter	Units	Blank Result	Reporting Limit	Analyzed	Qualifiers
Total Organic Carbon	mg/L	ND	1.0	05/19/22 19:49	

LABORATORY CONTROL SAMPLE: 3117996

Parameter	Units	Spike Conc.	LCS Result	LCS % Rec	% Rec Limits	Qualifiers
Total Organic Carbon	mg/L	10	10.1	101	90-110	

MATRIX SPIKE & MATRIX SPIKE DUPLICATE: 3117997 3117998

Parameter	Units	50316088002 Result	MS Spike Conc.	MSD Spike Conc.	MS Result	MSD Result	MS % Rec	MSD % Rec	% Rec Limits	RPD	Max RPD	Qual
Total Organic Carbon	mg/L	ND	10	10	11.0	11.0	105	105	80-120	0	20	

MATRIX SPIKE SAMPLE: 3117999

Parameter	Units	50316097003 Result	Spike Conc.	MS Result	MS % Rec	% Rec Limits	Qualifiers
Total Organic Carbon	mg/L	2.2	10	12.6	103	80-120	

Results presented on this page are in the units indicated by the "Units" column except where an alternate unit is presented to the right of the result.

REPORT OF LABORATORY ANALYSIS

This report shall not be reproduced, except in full,
without the written consent of Pace Analytical Services, LLC.

Pace Analytical Services, LLC
7726 Moller Road
Indianapolis, IN 46268
(317)228-3100

QUALITY CONTROL DATA

Project: Eagle Valley P1R2
Pace Project No.: 50316088

QC Batch: 676937 | Analysis Method: SM 5310C
QC Batch Method: SM 5310C | Analysis Description: 5310C Dissolved Organic Carbon
Laboratory: Pace Analytical Services - Indianapolis
Associated Lab Samples: 50316088001, 50316088002, 50316088005, 50316088006

METHOD BLANK: 3116644 Matrix: Water
Associated Lab Samples: 50316088001, 50316088002, 50316088005, 50316088006

Parameter	Units	Blank Result	Reporting Limit	Analyzed	Qualifiers
Dissolved Organic Carbon	mg/L	ND	1.0	05/18/22 16:40	

LABORATORY CONTROL SAMPLE: 3116645

Parameter	Units	Spike Conc.	LCS Result	LCS % Rec	% Rec Limits	Qualifiers
Dissolved Organic Carbon	mg/L	10	10.4	104	90-110	

MATRIX SPIKE & MATRIX SPIKE DUPLICATE: 3116646 3116647

Parameter	Units	50316088002 Result	MS Spike Conc.	MSD Spike Conc.	MS Result	MSD Result	MS % Rec	MSD % Rec	% Rec Limits	RPD	Max RPD	Qual
Dissolved Organic Carbon	mg/L	ND	10	10	11.3	10.6	109	101	80-120	7	20	

MATRIX SPIKE SAMPLE: 3116648

Parameter	Units	50316115002 Result	Spike Conc.	MS Result	MS % Rec	% Rec Limits	Qualifiers
Dissolved Organic Carbon	mg/L	2.5	10	12.9	103	80-120	

Results presented on this page are in the units indicated by the "Units" column except where an alternate unit is presented to the right of the result.

REPORT OF LABORATORY ANALYSIS

This report shall not be reproduced, except in full,
without the written consent of Pace Analytical Services, LLC.

Pace Analytical Services, LLC
7726 Moller Road
Indianapolis, IN 46268
(317)228-3100

ANALYTICAL RESULTS - RADIOCHEMISTRY

Project: Eagle Valley P1R2
Pace Project No.: 50316088

Sample: MW-17S **Lab ID: 50316088001** Collected: 05/10/22 10:35 Received: 05/10/22 14:35 Matrix: Water
PWS: Site ID: Sample Type:

Parameters	Method	Act ± Unc (MDC) Carr Trac	Units	Analyzed	CAS No.	Qual
	Pace Analytical Services - Greensburg					
Radium-226	EPA 903.1	**-0.0943 ± 0.346 (0.748) C:NA T:95%**	pCi/L	06/16/22 14:05	13982-63-3	
	Pace Analytical Services - Greensburg					
Radium-228	EPA 904.0	**0.874 ± 0.408 (0.666) C:73% T:95%**	pCi/L	06/07/22 19:07	15262-20-1	
	Pace Analytical Services - Greensburg					
Total Radium	Total Radium Calculation	**0.874 ± 0.754 (1.41)**	pCi/L	06/17/22 13:14	7440-14-4	

REPORT OF LABORATORY ANALYSIS

This report shall not be reproduced, except in full,
without the written consent of Pace Analytical Services, LLC.

Pace Analytical Services, LLC
7726 Moller Road
Indianapolis, IN 46268
(317)228-3100

ANALYTICAL RESULTS - RADIOCHEMISTRY

Project: Eagle Valley P1R2
Pace Project No.: 50316088

Sample: MW-17I **Lab ID: 50316088002** Collected: 05/10/22 11:37 Received: 05/10/22 14:35 Matrix: Water
PWS: Site ID: Sample Type:

Parameters	Method	Act ± Unc (MDC) Carr Trac	Units	Analyzed	CAS No.	Qual
	Pace Analytical Services - Greensburg					
Radium-226	EPA 903.1	**0.0850 ± 0.194 (0.115) C:NA T:91%**	pCi/L	06/16/22 14:38	13982-63-3	
	Pace Analytical Services - Greensburg					
Radium-228	EPA 904.0	**0.640 ± 0.334 (0.567) C:82% T:91%**	pCi/L	06/07/22 19:08	15262-20-1	
	Pace Analytical Services - Greensburg					
Total Radium	Total Radium Calculation	**0.725 ± 0.528 (0.682)**	pCi/L	06/17/22 13:14	7440-14-4	

This report shall not be reproduced, except in full,
without the written consent of Pace Analytical Services, LLC.

Pace Analytical Services, LLC
7726 Moller Road
Indianapolis, IN 46268
(317)228-3100

ANALYTICAL RESULTS - RADIOCHEMISTRY

Project: Eagle Valley P1R2
Pace Project No.: 50316088

Sample: MW-17I MS **Lab ID: 50316088003** Collected: 05/10/22 11:37 Received: 05/10/22 14:35 Matrix: Water
PWS: Site ID: Sample Type:

Parameters	Method	Act ± Unc (MDC) Carr Trac	Units	Analyzed	CAS No.	Qual
	Pace Analytical Services - Greensburg					
Radium-226	EPA 903.1	**127.71 %REC ± NA (NA) C:NA T:NA**	pCi/L	06/16/22 16:12	13982-63-3	
	Pace Analytical Services - Greensburg					
Radium-228	EPA 904.0	**71.60 %REC ± NA (NA) C:NA T:NA**	pCi/L	06/07/22 19:08	15262-20-1	

REPORT OF LABORATORY ANALYSIS

This report shall not be reproduced, except in full,
without the written consent of Pace Analytical Services, LLC.

Pace Analytical Services, LLC
7726 Moller Road
Indianapolis, IN 46268
(317)228-3100

ANALYTICAL RESULTS - RADIOCHEMISTRY

Project: Eagle Valley P1R2
Pace Project No.: 50316088

Sample: MW-17I MSD **Lab ID: 50316088004** Collected: 05/10/22 11:37 Received: 05/10/22 14:35 Matrix: Water
PWS: Site ID: Sample Type:

Parameters	Method	Act ± Unc (MDC) Carr Trac	Units	Analyzed	CAS No.	Qual
	Pace Analytical Services - Greensburg					
Radium-226	EPA 903.1	**94.24 %REC 30.16RPD ± NA (NA) C:NA T:NA**	pCi/L	06/16/22 14:38	13982-63-3	
	Pace Analytical Services - Greensburg					
Radium-228	EPA 904.0	**67.99 %REC 5.17 RPD ± NA (NA) C:NA T:NA**	pCi/L	06/07/22 19:08	15262-20-1	

REPORT OF LABORATORY ANALYSIS

This report shall not be reproduced, except in full,
without the written consent of Pace Analytical Services, LLC.

Pace Analytical Services, LLC
7726 Moller Road
Indianapolis, IN 46268
(317)228-3100

ANALYTICAL RESULTS - RADIOCHEMISTRY

Project: Eagle Valley P1R2
Pace Project No.: 50316088

Sample: MW-17D **Lab ID: 50316088005** Collected: 05/10/22 13:00 Received: 05/10/22 14:35 Matrix: Water
PWS: Site ID: Sample Type:

Parameters	Method	Act ± Unc (MDC) Carr Trac	Units	Analyzed	CAS No.	Qual
	Pace Analytical Services - Greensburg					
Radium-226	EPA 903.1	**0.559 ± 0.452 (0.657) C:NA T:93%**	pCi/L	06/16/22 14:38	13982-63-3	
	Pace Analytical Services - Greensburg					
Radium-228	EPA 904.0	**0.802 ± 0.416 (0.731) C:77% T:93%**	pCi/L	06/07/22 19:09	15262-20-1	
	Pace Analytical Services - Greensburg					
Total Radium	Total Radium Calculation	**1.36 ± 0.868 (1.39)**	pCi/L	06/17/22 13:14	7440-14-4	

This report shall not be reproduced, except in full,
without the written consent of Pace Analytical Services, LLC.

Pace Analytical Services, LLC
7726 Moller Road
Indianapolis, IN 46268
(317)228-3100

ANALYTICAL RESULTS - RADIOCHEMISTRY

Project: Eagle Valley P1R2
Pace Project No.: 50316088

Sample: DUP 2 **Lab ID: 50316088006** Collected: 05/10/22 08:00 Received: 05/10/22 14:35 Matrix: Water
PWS: Site ID: Sample Type:

Parameters	Method	Act ± Unc (MDC) Carr Trac	Units	Analyzed	CAS No.	Qual
	Pace Analytical Services - Greensburg					
Radium-226	EPA 903.1	**0.155 ± 0.236 (0.379) C:NA T:93%**	pCi/L	06/16/22 14:38	13982-63-3	
	Pace Analytical Services - Greensburg					
Radium-228	EPA 904.0	**0.513 ± 0.367 (0.705) C:75% T:93%**	pCi/L	06/07/22 19:09	15262-20-1	
	Pace Analytical Services - Greensburg					
Total Radium	Total Radium Calculation	**0.668 ± 0.603 (1.08)**	pCi/L	06/22/22 18:06	7440-14-4	

This report shall not be reproduced, except in full,
without the written consent of Pace Analytical Services, LLC.

Pace Analytical Services, LLC
7726 Moller Road
Indianapolis, IN 46268
(317)228-3100

QUALITY CONTROL - RADIOCHEMISTRY

Project: Eagle Valley P1R2
Pace Project No.: 50316088

QC Batch: 506508
QC Batch Method: EPA 904.0
Analysis Method: EPA 904.0
Analysis Description: 904.0 Radium 228
Laboratory: Pace Analytical Services - Greensburg
Associated Lab Samples: 50316088001, 50316088002, 50316088003, 50316088004, 50316088005, 50316088006

METHOD BLANK: 2453830 Matrix: Water
Associated Lab Samples: 50316088001, 50316088002, 50316088003, 50316088004, 50316088005, 50316088006

Parameter	Act ± Unc (MDC) Carr Trac	Units	Analyzed	Qualifiers
Radium-228	0.969 ± 0.439 (0.740) C:73% T:93%	pCi/L	06/07/22 19:04	

Results presented on this page are in the units indicated by the "Units" column except where an alternate unit is presented to the right of the result.

REPORT OF LABORATORY ANALYSIS

This report shall not be reproduced, except in full,
without the written consent of Pace Analytical Services, LLC.

Pace Analytical Services, LLC
7726 Moller Road
Indianapolis, IN 46268
(317)228-3100

QUALITY CONTROL - RADIOCHEMISTRY

Project: Eagle Valley P1R2
Pace Project No.: 50316088

QC Batch: 506507
QC Batch Method: EPA 903.1
Analysis Method: EPA 903.1
Analysis Description: 903.1 Radium-226
Laboratory: Pace Analytical Services - Greensburg
Associated Lab Samples: 50316088001, 50316088002, 50316088003, 50316088004, 50316088005, 50316088006

METHOD BLANK: 2453829 Matrix: Water
Associated Lab Samples: 50316088001, 50316088002, 50316088003, 50316088004, 50316088005, 50316088006

Parameter	Act ± Unc (MDC) Carr Trac	Units	Analyzed	Qualifiers
Radium-226	0.0453 ± 0.207 (0.421) C:NA T:93%	pCi/L	06/16/22 13:56	

Results presented on this page are in the units indicated by the "Units" column except where an alternate unit is presented to the right of the result.

REPORT OF LABORATORY ANALYSIS

This report shall not be reproduced, except in full,
without the written consent of Pace Analytical Services, LLC.

Pace Analytical Services, LLC
7726 Moller Road
Indianapolis, IN 46268
(317)228-3100

QUALIFIERS

Project: Eagle Valley P1R2
Pace Project No.: 50316088

DEFINITIONS

DF - Dilution Factor, if reported, represents the factor applied to the reported data due to dilution of the sample aliquot.

ND - Not Detected at or above adjusted reporting limit.

TNTC - Too Numerous To Count

J - Estimated concentration above the adjusted method detection limit and below the adjusted reporting limit.

MDL - Adjusted Method Detection Limit.

PQL - Practical Quantitation Limit.

RL - Reporting Limit - The lowest concentration value that meets project requirements for quantitative data with known precision and bias for a specific analyte in a specific matrix.

S - Surrogate

1,2-Diphenylhydrazine decomposes to and cannot be separated from Azobenzene using Method 8270. The result for each analyte is a combined concentration.

Consistent with EPA guidelines, unrounded data are displayed and have been used to calculate % recovery and RPD values.

LCS(D) - Laboratory Control Sample (Duplicate)

MS(D) - Matrix Spike (Duplicate)

DUP - Sample Duplicate

RPD - Relative Percent Difference

NC - Not Calculable.

SG - Silica Gel - Clean-Up

U - Indicates the compound was analyzed for, but not detected.

N-Nitrosodiphenylamine decomposes and cannot be separated from Diphenylamine using Method 8270. The result reported for each analyte is a combined concentration.

Reported results are not rounded until the final step prior to reporting. Therefore, calculated parameters that are typically reported as "Total" may vary slightly from the sum of the reported component parameters.

Act - Activity

Unc - Uncertainty: SDWA = 1.96 sigma count uncertainty, all other matrices = Expanded Uncertainty (95% confidence interval). Gamma Spec = Expanded Uncertainty (95.4% Confidence Interval)

(MDC) - Minimum Detectable Concentration

Trac - Tracer Recovery (%)

Carr - Carrier Recovery (%)

Pace Analytical is TNI accredited. Contact your Pace PM for the current list of accredited analytes.

TNI - The NELAC Institute.

ANALYTE QUALIFIERS

B	Analyte was detected in the associated method blank.
H3	Sample was received or analysis requested beyond the recognized method holding time.
N2	The lab does not hold NELAC/TNI accreditation for this parameter but other accreditations/certifications may apply. A complete list of accreditations/certifications is available upon request.

This report shall not be reproduced, except in full,
without the written consent of Pace Analytical Services, LLC.

Pace Analytical Services, LLC
7726 Moller Road
Indianapolis, IN 46268
(317)228-3100

QUALITY CONTROL DATA CROSS REFERENCE TABLE

Project: Eagle Valley P1R2
Pace Project No.: 50316088

Lab ID	Sample ID	QC Batch Method	QC Batch	Analytical Method	Analytical Batch
50316088001	**MW-17S**	EPA 9056	677226		
50316088002	**MW-17I**	EPA 9056	677226		
50316088005	**MW-17D**	EPA 9056	677226		
50316088006	**DUP 2**	EPA 9056	677226		
50316088001	**MW-17S**	EPA 3010	676717	EPA 6010	677558
50316088002	**MW-17I**	EPA 3010	676717	EPA 6010	677558
50316088005	**MW-17D**	EPA 3010	676717	EPA 6010	677558
50316088006	**DUP 2**	EPA 3010	676717	EPA 6010	677558
50316088001	**MW-17S**	EPA 3010	677124	EPA 6010	677492
50316088002	**MW-17I**	EPA 3010	677124	EPA 6010	677492
50316088005	**MW-17D**	EPA 3010	677124	EPA 6010	677492
50316088006	**DUP 2**	EPA 3010	677124	EPA 6010	677492
50316088001	**MW-17S**	EPA 200.2	675954	EPA 6020	676200
50316088002	**MW-17I**	EPA 200.2	675954	EPA 6020	676200
50316088005	**MW-17D**	EPA 200.2	675954	EPA 6020	676200
50316088006	**DUP 2**	EPA 200.2	675954	EPA 6020	676200
50316088001	**MW-17S**	EPA 903.1	506507		
50316088002	**MW-17I**	EPA 903.1	506507		
50316088003	**MW-17I MS**	EPA 903.1	506507		
50316088004	**MW-17I MSD**	EPA 903.1	506507		
50316088005	**MW-17D**	EPA 903.1	506507		
50316088006	**DUP 2**	EPA 903.1	506507		
50316088001	**MW-17S**	EPA 904.0	506508		
50316088002	**MW-17I**	EPA 904.0	506508		
50316088003	**MW-17I MS**	EPA 904.0	506508		
50316088004	**MW-17I MSD**	EPA 904.0	506508		
50316088005	**MW-17D**	EPA 904.0	506508		
50316088006	**DUP 2**	EPA 904.0	506508		
50316088001	**MW-17S**	Total Radium Calculation	512692		
50316088002	**MW-17I**	Total Radium Calculation	512692		
50316088005	**MW-17D**	Total Radium Calculation	512692		
50316088006	**DUP 2**	Total Radium Calculation	513781		
50316088001	**MW-17S**	SM 2320B	676606		
50316088002	**MW-17I**	SM 2320B	676606		
50316088005	**MW-17D**	SM 2320B	676606		
50316088006	**DUP 2**	SM 2320B	676606		
50316088001	**MW-17S**	SM 2540C	676378		
50316088002	**MW-17I**	SM 2540C	676378		
50316088005	**MW-17D**	SM 2540C	676378		
50316088006	**DUP 2**	SM 2540C	676378		
50316088001	**MW-17S**	SM 4500-H+B	676415		
50316088002	**MW-17I**	SM 4500-H+B	676415		
50316088005	**MW-17D**	SM 4500-H+B	676415		
50316088006	**DUP 2**	SM 4500-H+B	676415		

This report shall not be reproduced, except in full,
without the written consent of Pace Analytical Services, LLC.

Pace Analytical Services, LLC
7726 Moller Road
Indianapolis, IN 46268
(317)228-3100

QUALITY CONTROL DATA CROSS REFERENCE TABLE

Project: Eagle Valley P1R2
Pace Project No.: 50316088

Lab ID	Sample ID	QC Batch Method	QC Batch	Analytical Method	Analytical Batch
50316088001	**MW-17S**	SM 4500-S2-D	676051		
50316088002	**MW-17I**	SM 4500-S2-D	676051		
50316088005	**MW-17D**	SM 4500-S2-D	676051		
50316088006	**DUP 2**	SM 4500-S2-D	676051		
50316088001	**MW-17S**	HACH 8146	675534		
50316088002	**MW-17I**	HACH 8146	675534		
50316088005	**MW-17D**	HACH 8146	675534		
50316088006	**DUP 2**	HACH 8146	675534		
50316088001	**MW-17S**	EPA 353.2	675488		
50316088002	**MW-17I**	EPA 353.2	675488		
50316088005	**MW-17D**	EPA 353.2	675488		
50316088006	**DUP 2**	EPA 353.2	675488		
50316088001	**MW-17S**	EPA 365.1	675801	EPA 365.1	676390
50316088002	**MW-17I**	EPA 365.1	675801	EPA 365.1	676390
50316088005	**MW-17D**	EPA 365.1	675801	EPA 365.1	676390
50316088006	**DUP 2**	EPA 365.1	675801	EPA 365.1	676390
50316088001	**MW-17S**	SM 5310C	677201		
50316088002	**MW-17I**	SM 5310C	677201		
50316088005	**MW-17D**	SM 5310C	677201		
50316088006	**DUP 2**	SM 5310C	677201		
50316088001	**MW-17S**	SM 5310C	676937		
50316088002	**MW-17I**	SM 5310C	676937		
50316088005	**MW-17D**	SM 5310C	676937		
50316088006	**DUP 2**	SM 5310C	676937		

This report shall not be reproduced, except in full,
without the written consent of Pace Analytical Services, LLC.

WO# : 50316088

50316088

CHAIN-OF-CUSTODY / Analytical Request Document

The Chain-of-Custody is a LEGAL DOCUMENT. All relevant fields must be completed accurately.

Page : 1 Of 2

Required Client Information:		Required Project Information:		Section C Invoice Information:	
Company:	Atlas Indianapolis	Report To:	Mark Breting	Attention:	Accounts Payable
Address:	7988 Centerpoint Drive	Copy To:		Company Name:	Atlas Indianapolis
	Indianapolis, IN 46256			Address:	
Email:	mark.breting@oneatlas.com	Purchase Order #:		Pace Quote:	
Phone:	NONE Fax:	Project Name:	Eagle Valley Profile 1 Report 2	Pace Project Manager:	hayden.putt@pacelabs.com
Requested Due Date:		Project #:		Pace Profile #:	10498/18

Regulatory Agency

State / Location: IN

MATRIX CODE: Drinking Water DW; Water WT; Waste Water WW; Product P; Soil/Solid SL; Oil OL; Wipe WP; Air AR; Other OT; Tissue TS

ITEM #	SAMPLE ID (One Character per box. (A-Z, 0-9 / , -) Sample Ids must be unique)	MATRIX CODE (see valid codes to left)	SAMPLE TYPE (G=GRAB C=COMP)	COLLECTED START DATE	COLLECTED START TIME	COLLECTED END DATE	COLLECTED END TIME	SAMPLE TEMP AT COLLECTION	# OF CONTAINERS	Preservatives: Unpreserved	H2SO4	HNO3	HCl	NaOH + ZnAcetate	Na2S2O3	Methanol	Other	Analyses Test Y/N	TDS / NO2,NO3-Wet	(Cl, F, SO4) IC	Metals, Total*	Metals Diss. Field Filtered**	Rad-228	Rad-226	Alkalinity, Ferrous Iron, pH	TOC by 5310C	DOC by 5310C	Sulfide	Phosphate	Residual Chlorine (Y/N)	
	Requested Analysis Filtered (Y/N)																					Y					Y				
1	MW-14S	WT							11	3	3	4		1					X	X	X	X	X	X	X	X	X	X	X	
2	MW-14I	WT							11	3	3	4		1					X	X	X	X	X	X	X	X	X	X	X	
3	MW-14D	WT							11	3	3	4		1					X	X	X	X	X	X	X	X	X	X	X	
4	MW-15S	WT							11	3	3	4		1					X	X	X	X	X	X	X	X	X	X	X	
5	MW-15I	WT							11	3	3	4		1					X	X	X	X	X	X	X	X	X	X	X	
6	MW-15D	WT							11	3	3	4		1					X	X	X	X	X	X	X	X	X	X	X	
7	MW-16S	WT							11	3	3	4		1					X	X	X	X	X	X	X	X	X	X	X	
8	MW-16I	WT							11	3	3	4		1					X	X	X	X	X	X	X	X	X	X	X	
9	MW-16D	WT							11	3	3	4		1					X	X	X	X	X	X	X	X	X	X	X	
10	MW-17S	WT				5.10.22	1035		11	3	3	4		1					X	X	X	X	X	X	X	X	X	X	X	CB1
11	MW-17I ~~(MS/MSD-1)~~ MS/MSD-2	WT				↓	1137		33	3	3	4		1					X	X	X	X	X	X	X	X	X	X	X	002 003 004
12	MW-17D hrp 5/11/22	WT				↓	1300		11	3	3	4		1					X	X	X	X	X	X	X	X	X	X	X	005

ADDITIONAL COMMENTS	RELINQUISHED BY / AFFILIATION	DATE	TIME	ACCEPTED BY / AFFILIATION	DATE	TIME
* Metals: 6010 (Al, Ba, B, Fe, Mn, Mo, Ca, Mg, Na, K, Li, SiO2)	[signature] / atlas	5.10.22	1435	[signature]	5/11/22	1435
6020 (Co, As, Se, Sb)						
** Dissolved FF 6010 (Mo, Mn)						
Alkalinity = (Total , Bicarb & Carb)						

SAMPLE CONDITIONS			
TEMP in C	Received on Ice (Y/N)	Custody Sealed Cooler (Y/N)	Samples Intact (Y/N)
3.4 3.9	Y	N	Y

SAMPLER NAME AND SIGNATURE

PRINT Name of SAMPLER: Jon Hill

SIGNATURE of SAMPLER: [signature] DATE Signed: 5.10.22

CHAIN-OF-CUSTODY / Analytical Request Document

Pace Analytical WWW.PACELABS.COM

The Chain-of-Custody is a LEGAL DOCUMENT. All relevant fields must be completed accurately.

Section A Required Client Information:		Section B Required Project Information:		Section C Invoice Information:		
Company:	Atlas Indianapolis	Report To:	Mark Breting	Attention:	Accounts Payable	
Address:	7988 Centerpoint Drive	Copy To:		Company Name:	Atlas Indianapolis	Regulatory Agency
	Indianapolis, IN 46256			Address:		
Email:	mark.breting@oneatlas.com	Purchase Order #:		Pace Quote:		
Phone:	NONE Fax:	Project Name:	Eagle Valley Profile 1 Report 2	Pace Project Manager:	hayden.putt@pacelabs.com	State / Location
Requested Due Date:		Project #:		Pace Profile #:	10498/18	IN

SAMPLE ID
One Character per box.
(A-Z, 0-9 / , -)
Sample Ids must be unique

MATRIX	CODE
Drinking Water	DW
Water	WT
Waste Water	WW
Product	P
Soil/Solid	SL
Oil	OL
Wipe	WP
Air	AR
Other	OT
Tissue	TS

Requested Analysis Filtered (Y/N)

ITEM #	SAMPLE ID	MATRIX CODE (see valid codes to left)	SAMPLE TYPE (G=GRAB C=COMP)	COLLECTED START DATE	COLLECTED START TIME	COLLECTED END DATE	COLLECTED END TIME	SAMPLE TEMP AT COLLECTION	# OF CONTAINERS	Preservatives: Unpreserved	H2SO4	HNO3	HCl	NaOH + ZnAcetate	Na2S2O3	Methanol	Other	Analyses Test Y/N	TDS / NO2,NO3-Wet	(Cl, F, SO4) IC	Metals, Total*	Metals Diss. Field Filtered**	Rad-228	Rad-226	Alkalinity, Ferrous Iron, pH	TOC by 5310C	DOC by 5310C	Sulfide	Phosphate		Residual Chlorine (Y/N)	
																		Y/N				Y					Y				
																		Analyses Test	TDS / NO2,NO3-Wet	(Cl, F, SO4) IC	Metals, Total*	Metals Diss. Field Filtered**	Rad-228	Rad-226	Alkalinity, Ferrous Iron, pH	TOC by 5310C	DOC by 5310C	Sulfide	Phosphate		Residual Chlorine (Y/N)	
13	MW-18S	WT							11	3	3	4		1					X	X	X	X	X	X	X	X	X	X			
14	MW-18I	WT							11	3	3	4		1					X	X	X	X	X	X	X	X	X	X			
15	MW-18D	WT							11	3	3	4		1					X	X	X	X	X	X	X	X	X	X			
16	MW-19S	WT							11	3	3	4		1					X	X	X	X	X	X	X	X	X	X			
17	MW-19I	WT							11	3	3	4		1					X	X	X	X	X	X	X	X	X	X			
18	MW-19D	WT							11	3	3	4		1					X	X	X	X	X	X	X	X	X	X			
19	~~DUP 1~~ DUP 2 hrp 5/11/22	WT				5.10.22	-		11	3	3	4		1					X	X	X	X	X	X	X	X	X	X		006	
20	FIELD BLANK 2	WT							9	2	2	4		1					X	X	X	X	X	X	X	X	X	X			
21																															
22																															
23																															
24																															

ADDITIONAL COMMENTS	RELINQUISHED BY / AFFILIATION	DATE	TIME	ACCEPTED BY / AFFILIATION	DATE	TIME	SAMPLE CONDITIONS			
* Metals: 6010 (Al, Ba, B, Fe, Mn, Mo, Ca, Mg, Na, K, Li, SiO2)	J Hill / Atlas	5.10.22	1435		5/10/22	1435	5.4	X	OS	Y
6020 (Co, As, Se, Sb)							3.9			
** Dissolved FF 6010 (Mo, Mn)										
Alkalinity = (Total , Bicarb & Carb)										

SAMPLER NAME AND SIGNATURE			
PRINT Name of SAMPLER:	Jon Hill		
SIGNATURE of SAMPLER:	J Hill	DATE Signed:	5.10.22

TEMP in C	Received on Ice (Y/N)	Custody Sealed Cooler (Y/N)	Samples Intact (Y/N)

F-IN-Q-290-rev.22, 22Apr2022

Pace

SAMPLE CONDITION UPON RECEIPT FORM

Date/Time and Initials of person examining contents: MTW 5/10/22 1520

1. **Courier:** ☐ FED EX ☐ UPS ☑ CLIENT ☐ PACE ☐ USPS ☐ OTHER _____

2. **Custody Seal on Cooler/Box Present:** ☐ Yes ☑ No

(If yes)Seals Intact: ☐ Yes ☐ No **(leave blank if no seals were present)**

3. **Thermometer:** 1 2 3 4 5 6 A B C D E F MTW

4. **Cooler Temperature(s):** 3.8/3.4 | ~~4.3/3.9~~ | 4.3/3.9 |

(Initial/Corrected) RECORD TEMPS OF ALL COOLERS RECEIVED (use Comments below to add more)

5. **Packing Material:** ☐ Bubble Wrap ☑ Bubble Bags ☐ None ☐ Other _____

6. **Ice Type:** ☑ Wet ☐ Blue ☐ None

7. **If temp. is over 6°C or under 0°C, was the PM notified?:** ☐ Yes ☐ No

Cooler temp should be above freezing to 6°C

All discrepancies will be written out in the comments section below.

	Yes	No		Yes	No	N/A
USDA Regulated Soils? (HI, ID, NY, WA, OR,CA, NM, TX, OK, AR, LA, TN, AL, MS, NC, SC, GA, FL, or Puerto Rico)		✓	All containers needing acid/base preservation have been pH CHECKED?: **Exceptions: VOA, coliform, LLHg, O&G, RAD CHEM, and any container with a septum cap or preserved with HCl.** **Circle:** **HNO3 (<2) H2SO4 (<2) NaOH (>10) NaOH/ZnAc (>9)** Any non-conformance to pH recommendations will be noted on the container count form	✓		
Short Hold Time Analysis (48 hours or less)? **Analysis:** NO3	✓					
Time 5035A TC placed in Freezer or Short Holds To Lab	Time: 1550		Residual Chlorine Check (SVOC 625 Pest/PCB 608)	Present	Absent	N/A ✓
Rush TAT Requested (4 days or less):		✓	Residual Chlorine Check (Total/Amenable/Free Cyanide)			✓
Custody Signatures Present?	✓		Headspace Wisconsin Sulfide?			✓
Containers Intact?:	✓		Headspace in VOA Vials (>6mm): See Containter Count form for details	Present	Absent	No VOA Vials Sent ✓
Sample Label (IDs/Dates/Times) Match COC?: Except TCs, which only require sample ID	✓		Trip Blank Present?		✓	
Extra labels on Terracore Vials? (soils only)			Trip Blank Custody Seals?:		✓	

COMMENTS:

COC PAGE 1 of 2

Sample Container Count

SBS
DI
MeOH (only)
BK
Kit

** Place a RED dot on containers that are out of conformance **

COC Line Item	WGFU	R	DG9H VG9H	VOA VIAL HS (>6mm)	VG9U	DG9U	VG9T	AG0U	AG1H	AG1U	AG2U	AG3S	AG3SF	AG3C	BP1U	BP1N	BP2U	BP3U	BP3N	BP3F	BP3S	BP3B	BP3Z	CG3H	Syringe Kit			Matrix	HNO3/ H2SO4 pH <2	NaOH/ ZNAc pH >9	NaOH pH>10
1																															
2																															
3																															
4																															
5																															
6																															
7																															
8																															
9																															
10												1	1			2	1	2	1	1	1		1					WT	✓	✓	
11												3	3			6	3	6	3	3	3		3					✓	✓	✓	
12												1	1			2	1	2	1	1	1		1					✓	✓	✓	

Container Codes

Glass

DG9H	40mL HCl amber voa vial	BG1T	1L Na Thiosulfate clear glass
DG9P	40mL TSP amber vial	BG1U	1L unpreserved glass
DG9S	40mL H2SO4 amber vial	BG3H	250mL HCl Clear Glass
DG9T	40mL Na Thio amber vial	BG3U	250mL Unpres Clear Glass
DG9U	40mL unpreserved amber vial	AG0U	100mL unpres amber glass
VG9H	40mL HCl clear vial	AG1H	1L HCl amber glass
VG9T	40mL Na Thio. clear vial	AG1S	1L H2SO4 amber glass
VG9U	40mL unpreserved clear vial	AG1T	1L Na Thiosulfate amber glass
I	40mL w/hexane wipe vial	AG1U	1liter unpres amber glass
WGKU	8oz unpreserved clear jar	AG2N	500mL HNO3 amber glass
WGFU	4oz clear soil jar	AG2S	500mL H2SO4 amber glass
JGFU	4oz unpreserved amber wide	AG2U	500mL unpres amber glass
CG3H	250mL clear glass HCl	AG3S	250mL H2SO4 amber glass
BG1H	1L HCl clear glass	AG3SF	250mL H2SO4 amb glass -field filtered
BG1S	1L H2SO4 clear glass	AG3U	250mL unpres amber glass
GN	General	AG3C	250mL NaOH amber glass

Plastic / Misc.

BP1B	1L NaOH plastic
BP1N	1L HNO3 plastic
BP1S	1L H2SO4 plastic
BP1U	1L unpreserved plastic
BP1Z	1L NaOH, Zn, Ac
BP2N	500mL HNO3 plastic
BP2C	500mL NaOH plastic
BP2S	500mL H2SO4 plastic
BP2U	500mL unpreserved plastic
BP2Z	500mL NaOH, Zn Ac
BP3B	250mL NaOH plastic
BP3N	250mL HNO3 plastic
BP3F	250mL HNO3 plastic-field filtered
BP3U	250mL unpreserved plastic
BP3S	250mL H2SO4 plastic
BP3Z	250mL NaOH, ZnAc plastic

BP4U	125mL unpreserved plastic
BP4N	125mL HNO3 plastic
BP4S	125mL H2SO4 plastic

Syringe Kit	LL Cr+6 sampling kit

AF	Air Filter
C	Air Cassettes
R	Terracore kit
SP5T	120mL Coliform Na Thiosulfate
U	Summa Can
ZPLC	Ziploc Bag

WT		Water	
SL		Solid	
NAL	OL	Non-aqueous liquid	Oil
WP		Wipe	

COC PAGE 2 of 2

Sample Container Count

SBS
DI
MeOH (only)
BK
Kit

** Place a RED dot on containers that are out of conformance **

COC Line Item	WGFU	R	DG9H VG9H	VOA VIAL HS (>6mm)	VG9U	DG9U	VG9T	AG0U	AG1H	AG1U	AG2U	AG3S	AG3SF	AG3C	BP1U	BP1N	BP2U	BP3U	BP3N	BP3F	BP3S	BP3B	BP3Z	CG3H	Syringe Kit			Matrix	HNO3/ H2SO4 pH <2	NaOH/ ZNAc pH >9	NaOH pH>10
1																															
2																															
3																															
4																															
5																															
6																															
7												1	1			2	1	2	1	1	1		1					W5	✓	✓	
8																															
9																															
10																															
11																															
12																															

Container Codes

Glass

DG9H	40mL HCl amber voa vial	BG1T	1L Na Thiosulfate clear glass	BP1B	1L NaOH plastic
DG9P	40mL TSP amber vial	BG1U	1L unpreserved glass	BP1N	1L HNO3 plastic
DG9S	40mL H2SO4 amber vial	BG3H	250mL HCl Clear Glass	BP1S	1L H2SO4 plastic
DG9T	40mL Na Thio amber vial	BG3U	250mL Unpres Clear Glass	BP1U	1L unpreserved plastic
DG9U	40mL unpreserved amber vial	AG0U	100mL unpres amber glass	BP1Z	1L NaOH, Zn, Ac
VG9H	40mL HCl clear vial	AG1H	1L HCl amber glass	BP2N	500mL HNO3 plastic
VG9T	40mL Na Thio. clear vial	AG1S	1L H2SO4 amber glass	BP2C	500mL NaOH plastic
VG9U	40mL unpreserved clear vial	AG1T	1L Na Thiosulfate amber glass	BP2S	500mL H2SO4 plastic
I	40mL w/hexane wipe vial	AG1U	1liter unpres amber glass	BP2U	500mL unpreserved plastic
WGKU	8oz unpreserved clear jar	AG2N	500mL HNO3 amber glass	BP2Z	500mL NaOH, Zn Ac
WGFU	4oz clear soil jar	AG2S	500mL H2SO4 amber glass	BP3B	250mL NaOH plastic
JGFU	4oz unpreserved amber wide	AG2U	500mL unpres amber glass	BP3N	250mL HNO3 plastic
CG3H	250mL clear glass HCl	AG3S	250mL H2SO4 amber glass	BP3F	250mL HNO3 plastic-field filtered
BG1H	1L HCl clear glass	AG3SF	250mL H2SO4 amb glass -field filtered	BP3U	250mL unpreserved plastic
BG1S	1L H2SO4 clear glass	AG3U	250mL unpres amber glass	BP3S	250mL H2SO4 plastic
GN	General	AG3C	250mL NaOH amber glass	BP3Z	250mL NaOH, ZnAc plastic

Plastic / Misc.

BP4U	125mL unpreserved plastic
BP4N	125mL HNO3 plastic
BP4S	125mL H2SO4 plastic

Syringe Kit	LL Cr+6 sampling kit

AF	Air Filter
C	Air Cassettes
R	Terracore kit
SP5T	120mL Coliform Na Thiosulfate
U	Summa Can
ZPLC	Ziploc Bag

WT		Water	
SL		Solid	
NAL	OL	Non-aqueous liquid	Oil
WP		Wipe	

Pace Analytical Services, LLC
7726 Moller Road
Indianapolis, IN 46268
(317)228-3100

July 27, 2022

Mr. Mark Breting
ATC Group Services
7988 Centerpoint Drive
Suite 100
Indianapolis, IN 46256

RE: Project: Eagle Valley P1R2
Pace Project No.: 50316216

Dear Mr. Breting:

Enclosed are the analytical results for sample(s) received by the laboratory on May 11, 2022. The results relate only to the samples included in this report. Results reported herein conform to the applicable TNI/NELAC Standards and the laboratory's Quality Manual, where applicable, unless otherwise noted in the body of the report.

The test results provided in this final report were generated by each of the following laboratories within the Pace Network:

- Pace Analytical Services - Indianapolis
- Pace Analytical Services - Greensburg

If you have any questions concerning this report, please feel free to contact me.

Sincerely,

Randal Rastorfer for
Hayden Putt
hayden.putt@pacelabs.com
(317)228-3145
Project Manager

Enclosures

cc: Mr. Robert Miller, Haley & Aldrich

Pace Analytical Services, LLC
7726 Moller Road
Indianapolis, IN 46268
(317)228-3100

CERTIFICATIONS

Project: Eagle Valley P1R2
Pace Project No.: 50316216

Pace Analytical Services Pennsylvania

1638 Roseytown Rd Suites 2,3&4, Greensburg, PA 15601
ANAB DOD-ELAP Rad Accreditation #: L2417
Alabama Certification #: 41590
Arizona Certification #: AZ0734
Arkansas Certification
California Certification #: 04222CA
Colorado Certification #: PA01547
Connecticut Certification #: PH-0694
Delaware Certification
EPA Region 4 DW Rad
Florida/TNI Certification #: E87683
Georgia Certification #: C040
Florida: Cert E871149 SEKS WET
Guam Certification
Hawaii Certification
Idaho Certification
Illinois Certification
Indiana Certification
Iowa Certification #: 391
Kansas/TNI Certification #: E-10358
Kentucky Certification #: KY90133
KY WW Permit #: KY0098221
KY WW Permit #: KY0000221
Louisiana DHH/TNI Certification #: LA180012
Louisiana DEQ/TNI Certification #: 4086
Maine Certification #: 2017020
Maryland Certification #: 308
Massachusetts Certification #: M-PA1457
Michigan/PADEP Certification #: 9991
Missouri Certification #: 235
Montana Certification #: Cert0082
Nebraska Certification #: NE-OS-29-14
Nevada Certification #: PA014572018-1
New Hampshire/TNI Certification #: 297617
New Jersey/TNI Certification #: PA051
New Mexico Certification #: PA01457
New York/TNI Certification #: 10888
North Carolina Certification #: 42706
North Dakota Certification #: R-190
Ohio EPA Rad Approval: #41249
Oregon/TNI Certification #: PA200002-010
Pennsylvania/TNI Certification #: 65-00282
Puerto Rico Certification #: PA01457
Rhode Island Certification #: 65-00282
South Dakota Certification
Tennessee Certification #: 02867
Texas/TNI Certification #: T104704188-17-3
Utah/TNI Certification #: PA014572017-9
USDA Soil Permit #: P330-17-00091
Vermont Dept. of Health: ID# VT-0282
Virgin Island/PADEP Certification
Virginia/VELAP Certification #: 460198
Washington Certification #: C868
West Virginia DEP Certification #: 143
West Virginia DHHR Certification #: 9964C
Wisconsin Approve List for Rad
Wyoming Certification #: 8TMS-L

Pace Analytical Services Indianapolis

7726 Moller Road, Indianapolis, IN 46268
Illinois Accreditation #: 200074
Indiana Drinking Water Laboratory #: C-49-06
Kansas/TNI Certification #: E-10177
Kentucky UST Agency Interest #: 80226
Kentucky WW Laboratory ID #: 98019
Michigan Drinking Water Laboratory #9050
Ohio VAP Certified Laboratory #: CL0065
Oklahoma Laboratory #: 9204
Texas Certification #: T104704355
Wisconsin Laboratory #: 999788130
USDA Soil Permit #: P330-19-00257

This report shall not be reproduced, except in full,
without the written consent of Pace Analytical Services, LLC.

Pace Analytical Services, LLC
7726 Moller Road
Indianapolis, IN 46268
(317)228-3100

SAMPLE SUMMARY

Project: Eagle Valley P1R2
Pace Project No.: 50316216

Lab ID	Sample ID	Matrix	Date Collected	Date Received
50316216001	**MW-18S**	Water	05/11/22 10:15	05/11/22 15:27
50316216002	**MW-18I**	Water	05/11/22 11:20	05/11/22 15:27
50316216003	**MW-18D**	Water	05/11/22 12:07	05/11/22 15:27
50316216004	**MW-19S**	Water	05/11/22 13:10	05/11/22 15:27
50316216005	**MW-19I**	Water	05/11/22 13:40	05/11/22 15:27
50316216006	**MW-19D**	Water	05/11/22 14:15	05/11/22 15:27

This report shall not be reproduced, except in full,
without the written consent of Pace Analytical Services, LLC.

Pace Analytical Services, LLC
7726 Moller Road
Indianapolis, IN 46268
(317)228-3100

SAMPLE ANALYTE COUNT

Project: Eagle Valley P1R2
Pace Project No.: 50316216

Lab ID	Sample ID	Method	Analysts	Analytes Reported	Laboratory
50316216001	**MW-18S**	EPA 9056	RMR	3	PASI-I
		EPA 6010	DJS	12	PASI-I
		EPA 6010	JPK	2	PASI-I
		EPA 6020	CAW	4	PASI-I
		EPA 903.1	SLC	1	PASI-PA
		EPA 904.0	JSM	1	PASI-PA
		Total Radium Calculation	JAL	1	PASI-PA
		SM 2320B	SLB	3	PASI-I
		SM 2540C	BSW	1	PASI-I
		SM 4500-H+B	SWJ	1	PASI-I
		SM 4500-S2-D	SWJ	1	PASI-I
		HACH 8146	ZM	1	PASI-I
		EPA 353.2	OAS	2	PASI-I
		EPA 365.1	ZM	1	PASI-I
		SM 5310C	ZM	1	PASI-I
		SM 5310C	ZM	1	PASI-I
50316216002	**MW-18I**	EPA 9056	RMR	3	PASI-I
		EPA 6010	DJS	12	PASI-I
		EPA 6010	JPK	2	PASI-I
		EPA 6020	CAW	4	PASI-I
		EPA 903.1	SLC	1	PASI-PA
		EPA 904.0	JSM	1	PASI-PA
		Total Radium Calculation	JAL	1	PASI-PA
		SM 2320B	SLB	3	PASI-I
		SM 2540C	BSW	1	PASI-I
		SM 4500-H+B	SWJ	1	PASI-I
		SM 4500-S2-D	SWJ	1	PASI-I
		HACH 8146	ZM	1	PASI-I
		EPA 353.2	OAS	2	PASI-I
		EPA 365.1	ZM	1	PASI-I
		SM 5310C	ZM	1	PASI-I
		SM 5310C	ZM	1	PASI-I
50316216003	**MW-18D**	EPA 9056	RMR	3	PASI-I
		EPA 6010	DJS	12	PASI-I
		EPA 6010	JPK	2	PASI-I
		EPA 6020	CAW	4	PASI-I
		EPA 903.1	SLC	1	PASI-PA

This report shall not be reproduced, except in full,
without the written consent of Pace Analytical Services, LLC.

Pace Analytical Services, LLC
7726 Moller Road
Indianapolis, IN 46268
(317)228-3100

SAMPLE ANALYTE COUNT

Project: Eagle Valley P1R2
Pace Project No.: 50316216

Lab ID	Sample ID	Method	Analysts	Analytes Reported	Laboratory
		EPA 904.0	JSM	1	PASI-PA
		Total Radium Calculation	JAL	1	PASI-PA
		SM 2320B	SLB	3	PASI-I
		SM 2540C	BSW	1	PASI-I
		SM 4500-H+B	SWJ	1	PASI-I
		SM 4500-S2-D	SWJ	1	PASI-I
		HACH 8146	ZM	1	PASI-I
		EPA 353.2	OAS	2	PASI-I
		EPA 365.1	ZM	1	PASI-I
		SM 5310C	ZM	1	PASI-I
		SM 5310C	ZM	1	PASI-I
50316216004	**MW-19S**	EPA 9056	RMR	3	PASI-I
		EPA 6010	DJS	12	PASI-I
		EPA 6010	JPK	2	PASI-I
		EPA 6020	CAW	4	PASI-I
		EPA 903.1	SLC	1	PASI-PA
		EPA 904.0	JSM	1	PASI-PA
		Total Radium Calculation	JAL	1	PASI-PA
		SM 2320B	SLB	3	PASI-I
		SM 2540C	BSW	1	PASI-I
		SM 4500-H+B	SWJ	1	PASI-I
		SM 4500-S2-D	SWJ	1	PASI-I
		HACH 8146	ZM	1	PASI-I
		EPA 353.2	OAS	2	PASI-I
		EPA 365.1	ZM	1	PASI-I
		SM 5310C	ZM	1	PASI-I
		SM 5310C	ZM	1	PASI-I
50316216005	**MW-19I**	EPA 9056	RMR	3	PASI-I
		EPA 6010	DJS	12	PASI-I
		EPA 6010	JPK	2	PASI-I
		EPA 6020	CAW	4	PASI-I
		EPA 903.1	SLC	1	PASI-PA
		EPA 904.0	JSM	1	PASI-PA
		Total Radium Calculation	JAL	1	PASI-PA
		SM 2320B	SLB	3	PASI-I
		SM 2540C	BSW	1	PASI-I
		SM 4500-H+B	SWJ	1	PASI-I

This report shall not be reproduced, except in full,
without the written consent of Pace Analytical Services, LLC.

Pace Analytical Services, LLC
7726 Moller Road
Indianapolis, IN 46268
(317)228-3100

SAMPLE ANALYTE COUNT

Project: Eagle Valley P1R2
Pace Project No.: 50316216

Lab ID	Sample ID	Method	Analysts	Analytes Reported	Laboratory
		SM 4500-S2-D	SWJ	1	PASI-I
		HACH 8146	ZM	1	PASI-I
		EPA 353.2	OAS	2	PASI-I
		EPA 365.1	ZM	1	PASI-I
		SM 5310C	ZM	1	PASI-I
		SM 5310C	ZM	1	PASI-I
50316216006	**MW-19D**	EPA 9056	RMR	3	PASI-I
		EPA 6010	DJS	12	PASI-I
		EPA 6010	JPK	2	PASI-I
		EPA 6020	CAW	4	PASI-I
		EPA 903.1	SLC	1	PASI-PA
		EPA 904.0	JSM	1	PASI-PA
		Total Radium Calculation	JAL	1	PASI-PA
		SM 2320B	SLB	3	PASI-I
		SM 2540C	BSW	1	PASI-I
		SM 4500-H+B	SWJ	1	PASI-I
		SM 4500-S2-D	SWJ	1	PASI-I
		HACH 8146	ZM	1	PASI-I
		EPA 353.2	OAS	2	PASI-I
		EPA 365.1	ZM	1	PASI-I
		SM 5310C	ZM	1	PASI-I
		SM 5310C	ZM	1	PASI-I

PASI-I = Pace Analytical Services - Indianapolis
PASI-PA = Pace Analytical Services - Greensburg

This report shall not be reproduced, except in full,
without the written consent of Pace Analytical Services, LLC.

Pace Analytical Services, LLC
7726 Moller Road
Indianapolis, IN 46268
(317)228-3100

SUMMARY OF DETECTION

Project: Eagle Valley P1R2
Pace Project No.: 50316216

Lab Sample ID / Method	Client Sample ID / Parameters	Result	Units	Report Limit	Analyzed	Qualifiers
50316216001	**MW-18S**					
EPA 9056	Chloride	29.8	mg/L	2.5	05/22/22 01:07	
EPA 9056	Sulfate	23.9	mg/L	0.25	05/22/22 00:50	
EPA 6010	Barium	44.7	ug/L	10.0	05/22/22 11:23	
EPA 6010	Boron	214	ug/L	100	05/22/22 11:23	
EPA 6010	Calcium	83100	ug/L	1000	05/22/22 11:23	
EPA 6010	Iron	235	ug/L	100	05/22/22 11:23	
EPA 6010	Magnesium	19300	ug/L	1000	05/22/22 11:23	
EPA 6010	Molybdenum	14.1	ug/L	10.0	05/22/22 11:23	
EPA 6010	Potassium	2470	ug/L	1000	05/22/22 11:23	
EPA 6010	Silica	8470	ug/L	450	05/22/22 11:23	N2
EPA 6010	Sodium	25600	ug/L	1000	05/22/22 11:23	
EPA 6010	Molybdenum, Dissolved	12.3	ug/L	10.0	05/21/22 02:27	
EPA 6020	Selenium	1.6	ug/L	1.0	05/16/22 21:16	
EPA 903.1	Radium-226	-0.0358 ± 0.253 (0.538) C:NA T:98%	pCi/L		06/20/22 16:50	
EPA 904.0	Radium-228	0.430 ± 0.413 (0.851) C:64% T:98%	pCi/L		06/09/22 12:51	
Total Radium Calculation	Total Radium	0.430 ± 0.666 (1.39)	pCi/L		06/21/22 14:37	
SM 2320B	Alkalinity, Total as CaCO3	280	mg/L	2.0	05/18/22 17:48	
SM 2320B	Alkalinity,Bicarbonate (CaCO3)	280	mg/L	2.0	05/18/22 17:48	
SM 2540C	Total Dissolved Solids	361	mg/L	10.0	05/17/22 13:49	
SM 4500-H+B	pH at 25 Degrees C	7.1	Std. Units	0.10	05/16/22 14:28	H3
EPA 353.2	Nitrogen, Nitrate	3.8	mg/L	0.10	05/12/22 09:23	
SM 5310C	Total Organic Carbon	1.2	mg/L	1.0	05/20/22 14:35	
50316216002	**MW-18I**					
EPA 9056	Chloride	44.0	mg/L	2.5	05/20/22 19:12	
EPA 9056	Sulfate	33.4	mg/L	2.5	05/20/22 19:12	
EPA 6010	Barium	97.0	ug/L	10.0	05/22/22 11:26	
EPA 6010	Boron	573	ug/L	100	05/22/22 11:26	
EPA 6010	Calcium	74800	ug/L	1000	05/22/22 11:26	
EPA 6010	Lithium	59.9	ug/L	20.0	05/22/22 11:26	
EPA 6010	Magnesium	15900	ug/L	1000	05/22/22 11:26	
EPA 6010	Manganese	95.4	ug/L	10.0	05/22/22 11:26	
EPA 6010	Molybdenum	105	ug/L	10.0	05/22/22 11:26	
EPA 6010	Potassium	5920	ug/L	1000	05/22/22 11:26	
EPA 6010	Silica	10600	ug/L	450	05/22/22 11:26	N2
EPA 6010	Sodium	30400	ug/L	1000	05/22/22 11:26	
EPA 6010	Manganese, Dissolved	74.3	ug/L	10.0	05/21/22 02:29	
EPA 6010	Molybdenum, Dissolved	91.3	ug/L	10.0	05/21/22 02:29	
EPA 6020	Selenium	1.0	ug/L	1.0	05/16/22 21:21	

REPORT OF LABORATORY ANALYSIS

This report shall not be reproduced, except in full,
without the written consent of Pace Analytical Services, LLC.

Pace Analytical Services, LLC
7726 Moller Road
Indianapolis, IN 46268
(317)228-3100

SUMMARY OF DETECTION

Project: Eagle Valley P1R2
Pace Project No.: 50316216

Lab Sample ID / Method	Client Sample ID / Parameters	Result	Units	Report Limit	Analyzed	Qualifiers
50316216002	**MW-18I**					
EPA 903.1	Radium-226	0.450 ± 0.334 (0.418) C:NA T:88%	pCi/L		06/20/22 16:50	
EPA 904.0	Radium-228	0.324 ± 0.403 (0.855) C:65% T:88%	pCi/L		06/09/22 12:51	
Total Radium Calculation	Total Radium	0.774 ± 0.737 (1.27)	pCi/L		06/21/22 14:37	
SM 2320B	Alkalinity, Total as CaCO3	235	mg/L	2.0	05/18/22 17:48	
SM 2320B	Alkalinity,Bicarbonate (CaCO3)	235	mg/L	2.0	05/18/22 17:48	
SM 2540C	Total Dissolved Solids	358	mg/L	10.0	05/17/22 13:50	
SM 4500-H+B	pH at 25 Degrees C	7.9	Std. Units	0.10	05/16/22 14:29	H3
EPA 353.2	Nitrogen, Nitrate	0.74	mg/L	0.10	05/12/22 09:25	
50316216003	**MW-18D**					
EPA 9056	Chloride	128	mg/L	25.0	05/20/22 20:20	
EPA 9056	Fluoride	0.11	mg/L	0.10	05/20/22 19:46	
EPA 9056	Sulfate	178	mg/L	2.5	05/20/22 20:03	
EPA 6010	Barium	72.2	ug/L	10.0	05/22/22 11:28	
EPA 6010	Boron	4820	ug/L	100	05/22/22 11:28	
EPA 6010	Calcium	113000	ug/L	1000	05/22/22 11:28	
EPA 6010	Iron	790	ug/L	100	05/22/22 11:28	
EPA 6010	Lithium	102	ug/L	20.0	05/22/22 11:28	
EPA 6010	Magnesium	22200	ug/L	1000	05/22/22 11:28	
EPA 6010	Manganese	406	ug/L	10.0	05/22/22 11:28	
EPA 6010	Molybdenum	156	ug/L	10.0	05/22/22 11:28	
EPA 6010	Potassium	7780	ug/L	1000	05/22/22 11:28	
EPA 6010	Silica	12200	ug/L	450	05/22/22 11:28	N2
EPA 6010	Sodium	96900	ug/L	1000	05/22/22 11:28	
EPA 6010	Manganese, Dissolved	385	ug/L	10.0	05/21/22 02:31	
EPA 6010	Molybdenum, Dissolved	152	ug/L	10.0	05/21/22 02:31	
EPA 6020	Arsenic	1.3	ug/L	1.0	05/16/22 21:35	
EPA 903.1	Radium-226	0.541 ± 0.391 (0.545) C:NA T:92%	pCi/L		06/20/22 16:50	
EPA 904.0	Radium-228	1.18 ± 0.531 (0.901) C:66% T:92%	pCi/L		06/09/22 12:51	
Total Radium Calculation	Total Radium	1.72 ± 0.922 (1.45)	pCi/L		06/21/22 14:37	
SM 2320B	Alkalinity, Total as CaCO3	571	mg/L	2.0	05/18/22 17:48	
SM 2320B	Alkalinity,Bicarbonate (CaCO3)	571	mg/L	2.0	05/18/22 17:48	
SM 2540C	Total Dissolved Solids	684	mg/L	20.0	05/17/22 13:50	

REPORT OF LABORATORY ANALYSIS

This report shall not be reproduced, except in full,
without the written consent of Pace Analytical Services, LLC.

Pace Analytical Services, LLC
7726 Moller Road
Indianapolis, IN 46268
(317)228-3100

SUMMARY OF DETECTION

Project: Eagle Valley P1R2
Pace Project No.: 50316216

Lab Sample ID / Method	Client Sample ID / Parameters	Result	Units	Report Limit	Analyzed	Qualifiers
50316216003	**MW-18D**					
SM 4500-H+B	pH at 25 Degrees C	7.4	Std. Units	0.10	05/16/22 14:30	H3
50316216004	**MW-19S**					
EPA 9056	Chloride	2.8	mg/L	0.25	05/20/22 20:37	
EPA 9056	Sulfate	13.7	mg/L	0.25	05/20/22 20:37	
EPA 6010	Aluminum	253	ug/L	200	05/22/22 11:30	
EPA 6010	Barium	33.2	ug/L	10.0	05/22/22 11:30	
EPA 6010	Boron	302	ug/L	100	05/22/22 11:30	
EPA 6010	Calcium	107000	ug/L	1000	05/22/22 11:30	
EPA 6010	Iron	715	ug/L	100	05/22/22 11:30	
EPA 6010	Magnesium	28700	ug/L	1000	05/22/22 11:30	
EPA 6010	Manganese	83.7	ug/L	10.0	05/22/22 11:30	
EPA 6010	Potassium	1710	ug/L	1000	05/22/22 11:30	
EPA 6010	Silica	11300	ug/L	450	05/22/22 11:30	N2
EPA 6010	Sodium	7840	ug/L	1000	05/22/22 11:30	
EPA 903.1	Radium-226	0.0381 ± 0.224 (0.457) C:NA T:88%	pCi/L		06/20/22 17:43	
EPA 904.0	Radium-228	0.249 ± 0.406 (0.881) C:67% T:88%	pCi/L		06/09/22 12:52	
Total Radium Calculation	Total Radium	0.287 ± 0.630 (1.34)	pCi/L		06/21/22 14:37	
SM 2320B	Alkalinity, Total as CaCO3	355	mg/L	2.0	05/18/22 17:48	
SM 2320B	Alkalinity,Bicarbonate (CaCO3)	355	mg/L	2.0	05/18/22 17:48	
SM 2540C	Total Dissolved Solids	414	mg/L	10.0	05/17/22 13:50	
SM 4500-H+B	pH at 25 Degrees C	7.1	Std. Units	0.10	05/16/22 14:31	H3
EPA 353.2	Nitrogen, Nitrate	10	mg/L	0.50	05/12/22 09:49	
50316216005	**MW-19I**					
EPA 9056	Chloride	114	mg/L	2.5	05/20/22 22:19	
EPA 9056	Sulfate	239	mg/L	25.0	05/25/22 14:30	
EPA 6010	Barium	77.1	ug/L	10.0	05/22/22 11:41	
EPA 6010	Boron	5300	ug/L	100	05/22/22 11:41	
EPA 6010	Calcium	125000	ug/L	1000	05/22/22 11:41	
EPA 6010	Iron	133	ug/L	100	05/22/22 11:41	
EPA 6010	Lithium	104	ug/L	20.0	05/22/22 11:41	
EPA 6010	Magnesium	26600	ug/L	1000	05/22/22 11:41	
EPA 6010	Manganese	91.8	ug/L	10.0	05/22/22 11:41	
EPA 6010	Molybdenum	136	ug/L	10.0	05/22/22 11:41	
EPA 6010	Potassium	7730	ug/L	1000	05/22/22 11:41	
EPA 6010	Silica	13400	ug/L	450	05/22/22 11:41	N2
EPA 6010	Sodium	100000	ug/L	1000	05/22/22 11:41	
EPA 6010	Manganese, Dissolved	88.5	ug/L	10.0	05/21/22 02:35	
EPA 6010	Molybdenum, Dissolved	131	ug/L	10.0	05/21/22 02:35	

This report shall not be reproduced, except in full,
without the written consent of Pace Analytical Services, LLC.

Pace Analytical Services, LLC
7726 Moller Road
Indianapolis, IN 46268
(317)228-3100

SUMMARY OF DETECTION

Project: Eagle Valley P1R2
Pace Project No.: 50316216

Lab Sample ID / Method	Client Sample ID / Parameters	Result	Units	Report Limit	Analyzed	Qualifiers
50316216005	**MW-19I**					
EPA 903.1	Radium-226	0.273 ± 0.269 (0.409) C:NA T:93%	pCi/L		06/20/22 16:50	
EPA 904.0	Radium-228	0.793 ± 0.512 (0.972) C:56% T:93%	pCi/L		06/09/22 12:52	
Total Radium Calculation	Total Radium	1.07 ± 0.781 (1.38)	pCi/L		06/21/22 14:37	
SM 2320B	Alkalinity, Total as CaCO3	249	mg/L	2.0	05/18/22 17:48	
SM 2320B	Alkalinity,Bicarbonate (CaCO3)	249	mg/L	2.0	05/18/22 17:48	
SM 2540C	Total Dissolved Solids	782	mg/L	20.0	05/17/22 13:51	
SM 4500-H+B	pH at 25 Degrees C	7.4	Std. Units	0.10	05/16/22 14:32	H3
50316216006	**MW-19D**					
EPA 9056	Chloride	125	mg/L	25.0	05/20/22 23:10	
EPA 9056	Sulfate	246	mg/L	25.0	05/20/22 23:10	
EPA 6010	Aluminum	211	ug/L	200	05/22/22 11:43	
EPA 6010	Barium	55.0	ug/L	10.0	05/22/22 11:43	
EPA 6010	Boron	5890	ug/L	100	05/22/22 11:43	
EPA 6010	Calcium	124000	ug/L	1000	05/22/22 11:43	
EPA 6010	Iron	650	ug/L	100	05/22/22 11:43	
EPA 6010	Lithium	24.2	ug/L	20.0	05/22/22 11:43	
EPA 6010	Magnesium	29300	ug/L	1000	05/22/22 11:43	
EPA 6010	Manganese	401	ug/L	10.0	05/22/22 11:43	
EPA 6010	Molybdenum	22.8	ug/L	10.0	05/22/22 11:43	
EPA 6010	Potassium	4500	ug/L	1000	05/22/22 11:43	
EPA 6010	Silica	14300	ug/L	450	05/22/22 11:43	N2
EPA 6010	Sodium	105000	ug/L	1000	05/22/22 11:43	
EPA 6010	Manganese, Dissolved	381	ug/L	10.0	05/21/22 02:38	
EPA 6010	Molybdenum, Dissolved	23.2	ug/L	10.0	05/21/22 02:38	
EPA 6020	Arsenic	1.1	ug/L	1.0	05/16/22 21:50	
EPA 903.1	Radium-226	0.237 ± 0.241 (0.365) C:NA T:92%	pCi/L		06/20/22 16:50	
EPA 904.0	Radium-228	1.08 ± 0.518 (0.893) C:62% T:92%	pCi/L		06/09/22 12:52	
Total Radium Calculation	Total Radium	1.32 ± 0.759 (1.26)	pCi/L		06/21/22 14:37	
SM 2320B	Alkalinity, Total as CaCO3	224	mg/L	2.0	05/18/22 17:48	
SM 2320B	Alkalinity,Bicarbonate (CaCO3)	224	mg/L	2.0	05/18/22 17:48	
SM 2540C	Total Dissolved Solids	770	mg/L	20.0	05/17/22 13:51	
SM 4500-H+B	pH at 25 Degrees C	7.4	Std. Units	0.10	05/16/22 14:34	H3

REPORT OF LABORATORY ANALYSIS

This report shall not be reproduced, except in full,
without the written consent of Pace Analytical Services, LLC.

Pace Analytical Services, LLC
7726 Moller Road
Indianapolis, IN 46268
(317)228-3100

ANALYTICAL RESULTS

Project: Eagle Valley P1R2
Pace Project No.: 50316216

Sample: MW-18S **Lab ID: 50316216001** Collected: 05/11/22 10:15 Received: 05/11/22 15:27 Matrix: Water

Parameters	Results	Units	Report Limit	DF	Prepared	Analyzed	CAS No.	Qual
9056 IC Anions	Analytical Method: EPA 9056							
	Pace Analytical Services - Indianapolis							
Chloride	**29.8**	mg/L	2.5	10		05/22/22 01:07	16887-00-6	
Fluoride	ND	mg/L	0.10	1		05/22/22 00:50	16984-48-8	
Sulfate	**23.9**	mg/L	0.25	1		05/22/22 00:50	14808-79-8	
6010 MET ICP	Analytical Method: EPA 6010 Preparation Method: EPA 3010							
	Pace Analytical Services - Indianapolis							
Aluminum	ND	ug/L	200	1	05/19/22 14:22	05/22/22 11:23	7429-90-5	
Barium	**44.7**	ug/L	10.0	1	05/19/22 14:22	05/22/22 11:23	7440-39-3	
Boron	**214**	ug/L	100	1	05/19/22 14:22	05/22/22 11:23	7440-42-8	
Calcium	**83100**	ug/L	1000	1	05/19/22 14:22	05/22/22 11:23	7440-70-2	
Iron	**235**	ug/L	100	1	05/19/22 14:22	05/22/22 11:23	7439-89-6	
Lithium	ND	ug/L	20.0	1	05/19/22 14:22	05/22/22 11:23	7439-93-2	
Magnesium	**19300**	ug/L	1000	1	05/19/22 14:22	05/22/22 11:23	7439-95-4	
Manganese	ND	ug/L	10.0	1	05/19/22 14:22	05/22/22 11:23	7439-96-5	
Molybdenum	**14.1**	ug/L	10.0	1	05/19/22 14:22	05/22/22 11:23	7439-98-7	
Potassium	**2470**	ug/L	1000	1	05/19/22 14:22	05/22/22 11:23	7440-09-7	
Silica	**8470**	ug/L	450	1	05/19/22 14:22	05/22/22 11:23	7631-86-9	N2
Sodium	**25600**	ug/L	1000	1	05/19/22 14:22	05/22/22 11:23	7440-23-5	
6010 MET ICP, Dissolved	Analytical Method: EPA 6010 Preparation Method: EPA 3010							
	Pace Analytical Services - Indianapolis							
Manganese, Dissolved	ND	ug/L	10.0	1	05/20/22 06:45	05/21/22 02:27	7439-96-5	
Molybdenum, Dissolved	**12.3**	ug/L	10.0	1	05/20/22 06:45	05/21/22 02:27	7439-98-7	
6020 MET ICPMS	Analytical Method: EPA 6020 Preparation Method: EPA 200.2							
	Pace Analytical Services - Indianapolis							
Antimony	ND	ug/L	1.0	1	05/14/22 08:00	05/16/22 21:16	7440-36-0	
Arsenic	ND	ug/L	1.0	1	05/14/22 08:00	05/16/22 21:16	7440-38-2	
Cobalt	ND	ug/L	1.0	1	05/14/22 08:00	05/16/22 21:16	7440-48-4	
Selenium	**1.6**	ug/L	1.0	1	05/14/22 08:00	05/16/22 21:16	7782-49-2	
2320B Alkalinity	Analytical Method: SM 2320B							
	Pace Analytical Services - Indianapolis							
Alkalinity, Total as CaCO3	**280**	mg/L	2.0	1		05/18/22 17:48		
Alkalinity,Bicarbonate (CaCO3)	**280**	mg/L	2.0	1		05/18/22 17:48		
Alkalinity,Carbonate (CaCO3)	ND	mg/L	2.0	1		05/18/22 17:48		
2540C Total Dissolved Solids	Analytical Method: SM 2540C							
	Pace Analytical Services - Indianapolis							
Total Dissolved Solids	**361**	mg/L	10.0	1		05/17/22 13:49		
4500H+ pH, Electrometric	Analytical Method: SM 4500-H+B							
	Pace Analytical Services - Indianapolis							
pH at 25 Degrees C	**7.1**	Std. Units	0.10	1		05/16/22 14:28		H3

REPORT OF LABORATORY ANALYSIS

This report shall not be reproduced, except in full,
without the written consent of Pace Analytical Services, LLC.

Pace Analytical Services, LLC
7726 Moller Road
Indianapolis, IN 46268
(317)228-3100

ANALYTICAL RESULTS

Project: Eagle Valley P1R2
Pace Project No.: 50316216

Sample: MW-18S **Lab ID: 50316216001** Collected: 05/11/22 10:15 Received: 05/11/22 15:27 Matrix: Water

Parameters	Results	Units	Report Limit	DF	Prepared	Analyzed	CAS No.	Qual
4500S2D Sulfide Water	Analytical Method: SM 4500-S2-D Pace Analytical Services - Indianapolis							
Sulfide	ND	mg/L	0.10	1		05/13/22 11:53	18496-25-8	
Iron, Ferrous	Analytical Method: HACH 8146 Pace Analytical Services - Indianapolis							
Iron, Ferrous	ND	mg/L	0.20	1		05/24/22 20:17	15438-31-0	H3,N2
353.2 Nitrogen, NO2/NO3 unpres	Analytical Method: EPA 353.2 Pace Analytical Services - Indianapolis							
Nitrogen, Nitrate	**3.8**	mg/L	0.10	1		05/12/22 09:23	14797-55-8	
Nitrogen, Nitrite	ND	mg/L	0.10	1		05/12/22 09:23	14797-65-0	
365.1 Total Phosphorus	Analytical Method: EPA 365.1 Preparation Method: EPA 365.1 Pace Analytical Services - Indianapolis							
Phosphate as P04	ND	mg/L	0.15	1	05/12/22 11:30	05/14/22 14:16		
5310C TOC	Analytical Method: SM 5310C Pace Analytical Services - Indianapolis							
Total Organic Carbon	**1.2**	mg/L	1.0	1		05/20/22 14:35	7440-44-0	
5310C Dissolved Organic Carbon	Analytical Method: SM 5310C Pace Analytical Services - Indianapolis							
Dissolved Organic Carbon	ND	mg/L	1.0	1		05/18/22 22:55		

REPORT OF LABORATORY ANALYSIS

This report shall not be reproduced, except in full,
without the written consent of Pace Analytical Services, LLC.

Pace Analytical Services, LLC
7726 Moller Road
Indianapolis, IN 46268
(317)228-3100

ANALYTICAL RESULTS

Project: Eagle Valley P1R2
Pace Project No.: 50316216

Sample: MW-18I **Lab ID: 50316216002** Collected: 05/11/22 11:20 Received: 05/11/22 15:27 Matrix: Water

Parameters	Results	Units	Report Limit	DF	Prepared	Analyzed	CAS No.	Qual
9056 IC Anions	Analytical Method: EPA 9056							
	Pace Analytical Services - Indianapolis							
Chloride	**44.0**	mg/L	2.5	10		05/20/22 19:12	16887-00-6	
Fluoride	ND	mg/L	0.10	1		05/20/22 18:55	16984-48-8	
Sulfate	**33.4**	mg/L	2.5	10		05/20/22 19:12	14808-79-8	
6010 MET ICP	Analytical Method: EPA 6010 Preparation Method: EPA 3010							
	Pace Analytical Services - Indianapolis							
Aluminum	ND	ug/L	200	1	05/19/22 14:22	05/22/22 11:26	7429-90-5	
Barium	**97.0**	ug/L	10.0	1	05/19/22 14:22	05/22/22 11:26	7440-39-3	
Boron	**573**	ug/L	100	1	05/19/22 14:22	05/22/22 11:26	7440-42-8	
Calcium	**74800**	ug/L	1000	1	05/19/22 14:22	05/22/22 11:26	7440-70-2	
Iron	ND	ug/L	100	1	05/19/22 14:22	05/22/22 11:26	7439-89-6	
Lithium	**59.9**	ug/L	20.0	1	05/19/22 14:22	05/22/22 11:26	7439-93-2	
Magnesium	**15900**	ug/L	1000	1	05/19/22 14:22	05/22/22 11:26	7439-95-4	
Manganese	**95.4**	ug/L	10.0	1	05/19/22 14:22	05/22/22 11:26	7439-96-5	
Molybdenum	**105**	ug/L	10.0	1	05/19/22 14:22	05/22/22 11:26	7439-98-7	
Potassium	**5920**	ug/L	1000	1	05/19/22 14:22	05/22/22 11:26	7440-09-7	
Silica	**10600**	ug/L	450	1	05/19/22 14:22	05/22/22 11:26	7631-86-9	N2
Sodium	**30400**	ug/L	1000	1	05/19/22 14:22	05/22/22 11:26	7440-23-5	
6010 MET ICP, Dissolved	Analytical Method: EPA 6010 Preparation Method: EPA 3010							
	Pace Analytical Services - Indianapolis							
Manganese, Dissolved	**74.3**	ug/L	10.0	1	05/20/22 06:45	05/21/22 02:29	7439-96-5	
Molybdenum, Dissolved	**91.3**	ug/L	10.0	1	05/20/22 06:45	05/21/22 02:29	7439-98-7	
6020 MET ICPMS	Analytical Method: EPA 6020 Preparation Method: EPA 200.2							
	Pace Analytical Services - Indianapolis							
Antimony	ND	ug/L	1.0	1	05/14/22 08:00	05/16/22 21:21	7440-36-0	
Arsenic	ND	ug/L	1.0	1	05/14/22 08:00	05/16/22 21:21	7440-38-2	
Cobalt	ND	ug/L	1.0	1	05/14/22 08:00	05/16/22 21:21	7440-48-4	
Selenium	**1.0**	ug/L	1.0	1	05/14/22 08:00	05/16/22 21:21	7782-49-2	
2320B Alkalinity	Analytical Method: SM 2320B							
	Pace Analytical Services - Indianapolis							
Alkalinity, Total as CaCO3	**235**	mg/L	2.0	1		05/18/22 17:48		
Alkalinity,Bicarbonate (CaCO3)	**235**	mg/L	2.0	1		05/18/22 17:48		
Alkalinity,Carbonate (CaCO3)	ND	mg/L	2.0	1		05/18/22 17:48		
2540C Total Dissolved Solids	Analytical Method: SM 2540C							
	Pace Analytical Services - Indianapolis							
Total Dissolved Solids	**358**	mg/L	10.0	1		05/17/22 13:50		
4500H+ pH, Electrometric	Analytical Method: SM 4500-H+B							
	Pace Analytical Services - Indianapolis							
pH at 25 Degrees C	**7.9**	Std. Units	0.10	1		05/16/22 14:29		H3

REPORT OF LABORATORY ANALYSIS

This report shall not be reproduced, except in full,
without the written consent of Pace Analytical Services, LLC.

Pace Analytical Services, LLC
7726 Moller Road
Indianapolis, IN 46268
(317)228-3100

ANALYTICAL RESULTS

Project: Eagle Valley P1R2
Pace Project No.: 50316216

Sample: MW-18I **Lab ID: 50316216002** Collected: 05/11/22 11:20 Received: 05/11/22 15:27 Matrix: Water

Parameters	Results	Units	Report Limit	DF	Prepared	Analyzed	CAS No.	Qual
4500S2D Sulfide Water	Analytical Method: SM 4500-S2-D Pace Analytical Services - Indianapolis							
Sulfide	ND	mg/L	0.10	1		05/13/22 11:53	18496-25-8	
Iron, Ferrous	Analytical Method: HACH 8146 Pace Analytical Services - Indianapolis							
Iron, Ferrous	ND	mg/L	0.20	1		05/24/22 21:42	15438-31-0	H3,N2
353.2 Nitrogen, NO2/NO3 unpres	Analytical Method: EPA 353.2 Pace Analytical Services - Indianapolis							
Nitrogen, Nitrate	**0.74**	mg/L	0.10	1		05/12/22 09:25	14797-55-8	
Nitrogen, Nitrite	ND	mg/L	0.10	1		05/12/22 09:25	14797-65-0	
365.1 Total Phosphorus	Analytical Method: EPA 365.1 Preparation Method: EPA 365.1 Pace Analytical Services - Indianapolis							
Phosphate as P04	ND	mg/L	0.15	1	05/12/22 11:30	05/14/22 14:16		
5310C TOC	Analytical Method: SM 5310C Pace Analytical Services - Indianapolis							
Total Organic Carbon	ND	mg/L	1.0	1		05/20/22 15:20	7440-44-0	
5310C Dissolved Organic Carbon	Analytical Method: SM 5310C Pace Analytical Services - Indianapolis							
Dissolved Organic Carbon	ND	mg/L	1.0	1		05/18/22 23:05		

REPORT OF LABORATORY ANALYSIS

This report shall not be reproduced, except in full,
without the written consent of Pace Analytical Services, LLC.

Pace Analytical Services, LLC
7726 Moller Road
Indianapolis, IN 46268
(317)228-3100

ANALYTICAL RESULTS

Project: Eagle Valley P1R2
Pace Project No.: 50316216

Sample: MW-18D **Lab ID: 50316216003** Collected: 05/11/22 12:07 Received: 05/11/22 15:27 Matrix: Water

Parameters	Results	Units	Report Limit	DF	Prepared	Analyzed	CAS No.	Qual
9056 IC Anions	Analytical Method: EPA 9056							
	Pace Analytical Services - Indianapolis							
Chloride	**128**	mg/L	25.0	100		05/20/22 20:20	16887-00-6	
Fluoride	**0.11**	mg/L	0.10	1		05/20/22 19:46	16984-48-8	
Sulfate	**178**	mg/L	2.5	10		05/20/22 20:03	14808-79-8	
6010 MET ICP	Analytical Method: EPA 6010 Preparation Method: EPA 3010							
	Pace Analytical Services - Indianapolis							
Aluminum	ND	ug/L	200	1	05/19/22 14:22	05/22/22 11:28	7429-90-5	
Barium	**72.2**	ug/L	10.0	1	05/19/22 14:22	05/22/22 11:28	7440-39-3	
Boron	**4820**	ug/L	100	1	05/19/22 14:22	05/22/22 11:28	7440-42-8	
Calcium	**113000**	ug/L	1000	1	05/19/22 14:22	05/22/22 11:28	7440-70-2	
Iron	**790**	ug/L	100	1	05/19/22 14:22	05/22/22 11:28	7439-89-6	
Lithium	**102**	ug/L	20.0	1	05/19/22 14:22	05/22/22 11:28	7439-93-2	
Magnesium	**22200**	ug/L	1000	1	05/19/22 14:22	05/22/22 11:28	7439-95-4	
Manganese	**406**	ug/L	10.0	1	05/19/22 14:22	05/22/22 11:28	7439-96-5	
Molybdenum	**156**	ug/L	10.0	1	05/19/22 14:22	05/22/22 11:28	7439-98-7	
Potassium	**7780**	ug/L	1000	1	05/19/22 14:22	05/22/22 11:28	7440-09-7	
Silica	**12200**	ug/L	450	1	05/19/22 14:22	05/22/22 11:28	7631-86-9	N2
Sodium	**96900**	ug/L	1000	1	05/19/22 14:22	05/22/22 11:28	7440-23-5	
6010 MET ICP, Dissolved	Analytical Method: EPA 6010 Preparation Method: EPA 3010							
	Pace Analytical Services - Indianapolis							
Manganese, Dissolved	**385**	ug/L	10.0	1	05/20/22 06:45	05/21/22 02:31	7439-96-5	
Molybdenum, Dissolved	**152**	ug/L	10.0	1	05/20/22 06:45	05/21/22 02:31	7439-98-7	
6020 MET ICPMS	Analytical Method: EPA 6020 Preparation Method: EPA 200.2							
	Pace Analytical Services - Indianapolis							
Antimony	ND	ug/L	1.0	1	05/14/22 08:00	05/16/22 21:35	7440-36-0	
Arsenic	**1.3**	ug/L	1.0	1	05/14/22 08:00	05/16/22 21:35	7440-38-2	
Cobalt	ND	ug/L	1.0	1	05/14/22 08:00	05/16/22 21:35	7440-48-4	
Selenium	ND	ug/L	1.0	1	05/14/22 08:00	05/16/22 21:35	7782-49-2	
2320B Alkalinity	Analytical Method: SM 2320B							
	Pace Analytical Services - Indianapolis							
Alkalinity, Total as CaCO3	**571**	mg/L	2.0	1		05/18/22 17:48		
Alkalinity,Bicarbonate (CaCO3)	**571**	mg/L	2.0	1		05/18/22 17:48		
Alkalinity,Carbonate (CaCO3)	ND	mg/L	2.0	1		05/18/22 17:48		
2540C Total Dissolved Solids	Analytical Method: SM 2540C							
	Pace Analytical Services - Indianapolis							
Total Dissolved Solids	**684**	mg/L	20.0	1		05/17/22 13:50		
4500H+ pH, Electrometric	Analytical Method: SM 4500-H+B							
	Pace Analytical Services - Indianapolis							
pH at 25 Degrees C	**7.4**	Std. Units	0.10	1		05/16/22 14:30		H3

REPORT OF LABORATORY ANALYSIS

This report shall not be reproduced, except in full,
without the written consent of Pace Analytical Services, LLC.

Pace Analytical Services, LLC
7726 Moller Road
Indianapolis, IN 46268
(317)228-3100

ANALYTICAL RESULTS

Project: Eagle Valley P1R2
Pace Project No.: 50316216

Sample: MW-18D **Lab ID: 50316216003** Collected: 05/11/22 12:07 Received: 05/11/22 15:27 Matrix: Water

Parameters	Results	Units	Report Limit	DF	Prepared	Analyzed	CAS No.	Qual
4500S2D Sulfide Water	Analytical Method: SM 4500-S2-D Pace Analytical Services - Indianapolis							
Sulfide	ND	mg/L	0.10	1		05/13/22 11:53	18496-25-8	
Iron, Ferrous	Analytical Method: HACH 8146 Pace Analytical Services - Indianapolis							
Iron, Ferrous	ND	mg/L	0.20	1		05/24/22 21:44	15438-31-0	H3,N2
353.2 Nitrogen, NO2/NO3 unpres	Analytical Method: EPA 353.2 Pace Analytical Services - Indianapolis							
Nitrogen, Nitrate	ND	mg/L	0.10	1		05/12/22 09:29	14797-55-8	
Nitrogen, Nitrite	ND	mg/L	0.10	1		05/12/22 09:29	14797-65-0	
365.1 Total Phosphorus	Analytical Method: EPA 365.1 Preparation Method: EPA 365.1 Pace Analytical Services - Indianapolis							
Phosphate as P04	ND	mg/L	0.15	1	05/12/22 11:30	05/14/22 14:17		
5310C TOC	Analytical Method: SM 5310C Pace Analytical Services - Indianapolis							
Total Organic Carbon	ND	mg/L	1.0	1		05/20/22 15:46	7440-44-0	
5310C Dissolved Organic Carbon	Analytical Method: SM 5310C Pace Analytical Services - Indianapolis							
Dissolved Organic Carbon	ND	mg/L	1.0	1		05/18/22 23:39		

This report shall not be reproduced, except in full,
without the written consent of Pace Analytical Services, LLC.

Pace Analytical Services, LLC
7726 Moller Road
Indianapolis, IN 46268
(317)228-3100

ANALYTICAL RESULTS

Project: Eagle Valley P1R2
Pace Project No.: 50316216

Sample: MW-19S **Lab ID: 50316216004** Collected: 05/11/22 13:10 Received: 05/11/22 15:27 Matrix: Water

Parameters	Results	Units	Report Limit	DF	Prepared	Analyzed	CAS No.	Qual
9056 IC Anions	Analytical Method: EPA 9056							
	Pace Analytical Services - Indianapolis							
Chloride	**2.8**	mg/L	0.25	1		05/20/22 20:37	16887-00-6	
Fluoride	ND	mg/L	0.10	1		05/20/22 20:37	16984-48-8	
Sulfate	**13.7**	mg/L	0.25	1		05/20/22 20:37	14808-79-8	
6010 MET ICP	Analytical Method: EPA 6010 Preparation Method: EPA 3010							
	Pace Analytical Services - Indianapolis							
Aluminum	**253**	ug/L	200	1	05/19/22 14:22	05/22/22 11:30	7429-90-5	
Barium	**33.2**	ug/L	10.0	1	05/19/22 14:22	05/22/22 11:30	7440-39-3	
Boron	**302**	ug/L	100	1	05/19/22 14:22	05/22/22 11:30	7440-42-8	
Calcium	**107000**	ug/L	1000	1	05/19/22 14:22	05/22/22 11:30	7440-70-2	
Iron	**715**	ug/L	100	1	05/19/22 14:22	05/22/22 11:30	7439-89-6	
Lithium	ND	ug/L	20.0	1	05/19/22 14:22	05/22/22 11:30	7439-93-2	
Magnesium	**28700**	ug/L	1000	1	05/19/22 14:22	05/22/22 11:30	7439-95-4	
Manganese	**83.7**	ug/L	10.0	1	05/19/22 14:22	05/22/22 11:30	7439-96-5	
Molybdenum	ND	ug/L	10.0	1	05/19/22 14:22	05/22/22 11:30	7439-98-7	
Potassium	**1710**	ug/L	1000	1	05/19/22 14:22	05/22/22 11:30	7440-09-7	
Silica	**11300**	ug/L	450	1	05/19/22 14:22	05/22/22 11:30	7631-86-9	N2
Sodium	**7840**	ug/L	1000	1	05/19/22 14:22	05/22/22 11:30	7440-23-5	
6010 MET ICP, Dissolved	Analytical Method: EPA 6010 Preparation Method: EPA 3010							
	Pace Analytical Services - Indianapolis							
Manganese, Dissolved	ND	ug/L	10.0	1	05/20/22 06:45	05/21/22 02:33	7439-96-5	
Molybdenum, Dissolved	ND	ug/L	10.0	1	05/20/22 06:45	05/21/22 02:33	7439-98-7	
6020 MET ICPMS	Analytical Method: EPA 6020 Preparation Method: EPA 200.2							
	Pace Analytical Services - Indianapolis							
Antimony	ND	ug/L	1.0	1	05/14/22 08:00	05/16/22 21:40	7440-36-0	
Arsenic	ND	ug/L	1.0	1	05/14/22 08:00	05/16/22 21:40	7440-38-2	
Cobalt	ND	ug/L	1.0	1	05/14/22 08:00	05/16/22 21:40	7440-48-4	
Selenium	ND	ug/L	1.0	1	05/14/22 08:00	05/16/22 21:40	7782-49-2	
2320B Alkalinity	Analytical Method: SM 2320B							
	Pace Analytical Services - Indianapolis							
Alkalinity, Total as CaCO3	**355**	mg/L	2.0	1		05/18/22 17:48		
Alkalinity,Bicarbonate (CaCO3)	**355**	mg/L	2.0	1		05/18/22 17:48		
Alkalinity,Carbonate (CaCO3)	ND	mg/L	2.0	1		05/18/22 17:48		
2540C Total Dissolved Solids	Analytical Method: SM 2540C							
	Pace Analytical Services - Indianapolis							
Total Dissolved Solids	**414**	mg/L	10.0	1		05/17/22 13:50		
4500H+ pH, Electrometric	Analytical Method: SM 4500-H+B							
	Pace Analytical Services - Indianapolis							
pH at 25 Degrees C	**7.1**	Std. Units	0.10	1		05/16/22 14:31		H3

REPORT OF LABORATORY ANALYSIS

This report shall not be reproduced, except in full,
without the written consent of Pace Analytical Services, LLC.

Pace Analytical Services, LLC
7726 Moller Road
Indianapolis, IN 46268
(317)228-3100

ANALYTICAL RESULTS

Project: Eagle Valley P1R2
Pace Project No.: 50316216

Sample: MW-19S **Lab ID: 50316216004** Collected: 05/11/22 13:10 Received: 05/11/22 15:27 Matrix: Water

Parameters	Results	Units	Report Limit	DF	Prepared	Analyzed	CAS No.	Qual
4500S2D Sulfide Water	Analytical Method: SM 4500-S2-D Pace Analytical Services - Indianapolis							
Sulfide	ND	mg/L	0.10	1		05/13/22 11:53	18496-25-8	
Iron, Ferrous	Analytical Method: HACH 8146 Pace Analytical Services - Indianapolis							
Iron, Ferrous	ND	mg/L	0.20	1		05/24/22 21:44	15438-31-0	H3,N2
353.2 Nitrogen, NO2/NO3 unpres	Analytical Method: EPA 353.2 Pace Analytical Services - Indianapolis							
Nitrogen, Nitrate	**10**	mg/L	0.50	5		05/12/22 09:49	14797-55-8	
Nitrogen, Nitrite	ND	mg/L	0.50	5		05/12/22 09:49	14797-65-0	
365.1 Total Phosphorus	Analytical Method: EPA 365.1 Preparation Method: EPA 365.1 Pace Analytical Services - Indianapolis							
Phosphate as P04	ND	mg/L	0.15	1	05/12/22 11:30	05/14/22 14:17		
5310C TOC	Analytical Method: SM 5310C Pace Analytical Services - Indianapolis							
Total Organic Carbon	ND	mg/L	1.0	1		05/20/22 16:12	7440-44-0	
5310C Dissolved Organic Carbon	Analytical Method: SM 5310C Pace Analytical Services - Indianapolis							
Dissolved Organic Carbon	ND	mg/L	1.0	1		05/18/22 23:50		

REPORT OF LABORATORY ANALYSIS

This report shall not be reproduced, except in full,
without the written consent of Pace Analytical Services, LLC.

Pace Analytical Services, LLC
7726 Moller Road
Indianapolis, IN 46268
(317)228-3100

ANALYTICAL RESULTS

Project: Eagle Valley P1R2
Pace Project No.: 50316216

Sample: MW-19I **Lab ID: 50316216005** Collected: 05/11/22 13:40 Received: 05/11/22 15:27 Matrix: Water

Parameters	Results	Units	Report Limit	DF	Prepared	Analyzed	CAS No.	Qual
9056 IC Anions	Analytical Method: EPA 9056							
	Pace Analytical Services - Indianapolis							
Chloride	**114**	mg/L	2.5	10		05/20/22 22:19	16887-00-6	
Fluoride	ND	mg/L	0.10	1		05/20/22 22:02	16984-48-8	
Sulfate	**239**	mg/L	25.0	100		05/25/22 14:30	14808-79-8	
6010 MET ICP	Analytical Method: EPA 6010 Preparation Method: EPA 3010							
	Pace Analytical Services - Indianapolis							
Aluminum	ND	ug/L	200	1	05/19/22 14:22	05/22/22 11:41	7429-90-5	
Barium	**77.1**	ug/L	10.0	1	05/19/22 14:22	05/22/22 11:41	7440-39-3	
Boron	**5300**	ug/L	100	1	05/19/22 14:22	05/22/22 11:41	7440-42-8	
Calcium	**125000**	ug/L	1000	1	05/19/22 14:22	05/22/22 11:41	7440-70-2	
Iron	**133**	ug/L	100	1	05/19/22 14:22	05/22/22 11:41	7439-89-6	
Lithium	**104**	ug/L	20.0	1	05/19/22 14:22	05/22/22 11:41	7439-93-2	
Magnesium	**26600**	ug/L	1000	1	05/19/22 14:22	05/22/22 11:41	7439-95-4	
Manganese	**91.8**	ug/L	10.0	1	05/19/22 14:22	05/22/22 11:41	7439-96-5	
Molybdenum	**136**	ug/L	10.0	1	05/19/22 14:22	05/22/22 11:41	7439-98-7	
Potassium	**7730**	ug/L	1000	1	05/19/22 14:22	05/22/22 11:41	7440-09-7	
Silica	**13400**	ug/L	450	1	05/19/22 14:22	05/22/22 11:41	7631-86-9	N2
Sodium	**100000**	ug/L	1000	1	05/19/22 14:22	05/22/22 11:41	7440-23-5	
6010 MET ICP, Dissolved	Analytical Method: EPA 6010 Preparation Method: EPA 3010							
	Pace Analytical Services - Indianapolis							
Manganese, Dissolved	**88.5**	ug/L	10.0	1	05/20/22 06:45	05/21/22 02:35	7439-96-5	
Molybdenum, Dissolved	**131**	ug/L	10.0	1	05/20/22 06:45	05/21/22 02:35	7439-98-7	
6020 MET ICPMS	Analytical Method: EPA 6020 Preparation Method: EPA 200.2							
	Pace Analytical Services - Indianapolis							
Antimony	ND	ug/L	1.0	1	05/14/22 08:00	05/16/22 21:45	7440-36-0	
Arsenic	ND	ug/L	1.0	1	05/14/22 08:00	05/16/22 21:45	7440-38-2	
Cobalt	ND	ug/L	1.0	1	05/14/22 08:00	05/16/22 21:45	7440-48-4	
Selenium	ND	ug/L	1.0	1	05/14/22 08:00	05/16/22 21:45	7782-49-2	
2320B Alkalinity	Analytical Method: SM 2320B							
	Pace Analytical Services - Indianapolis							
Alkalinity, Total as CaCO3	**249**	mg/L	2.0	1		05/18/22 17:48		
Alkalinity,Bicarbonate (CaCO3)	**249**	mg/L	2.0	1		05/18/22 17:48		
Alkalinity,Carbonate (CaCO3)	ND	mg/L	2.0	1		05/18/22 17:48		
2540C Total Dissolved Solids	Analytical Method: SM 2540C							
	Pace Analytical Services - Indianapolis							
Total Dissolved Solids	**782**	mg/L	20.0	1		05/17/22 13:51		
4500H+ pH, Electrometric	Analytical Method: SM 4500-H+B							
	Pace Analytical Services - Indianapolis							
pH at 25 Degrees C	**7.4**	Std. Units	0.10	1		05/16/22 14:32		H3

REPORT OF LABORATORY ANALYSIS

This report shall not be reproduced, except in full,
without the written consent of Pace Analytical Services, LLC.

Pace Analytical Services, LLC
7726 Moller Road
Indianapolis, IN 46268
(317)228-3100

ANALYTICAL RESULTS

Project: Eagle Valley P1R2
Pace Project No.: 50316216

Sample: MW-19I **Lab ID: 50316216005** Collected: 05/11/22 13:40 Received: 05/11/22 15:27 Matrix: Water

Parameters	Results	Units	Report Limit	DF	Prepared	Analyzed	CAS No.	Qual
4500S2D Sulfide Water	Analytical Method: SM 4500-S2-D Pace Analytical Services - Indianapolis							
Sulfide	ND	mg/L	0.10	1		05/13/22 11:53	18496-25-8	
Iron, Ferrous	Analytical Method: HACH 8146 Pace Analytical Services - Indianapolis							
Iron, Ferrous	ND	mg/L	0.20	1		05/24/22 21:45	15438-31-0	H3,N2
353.2 Nitrogen, NO2/NO3 unpres	Analytical Method: EPA 353.2 Pace Analytical Services - Indianapolis							
Nitrogen, Nitrate	ND	mg/L	0.10	1		05/12/22 09:36	14797-55-8	
Nitrogen, Nitrite	ND	mg/L	0.10	1		05/12/22 09:36	14797-65-0	
365.1 Total Phosphorus	Analytical Method: EPA 365.1 Preparation Method: EPA 365.1 Pace Analytical Services - Indianapolis							
Phosphate as P04	ND	mg/L	0.15	1	05/12/22 11:30	05/14/22 14:18		
5310C TOC	Analytical Method: SM 5310C Pace Analytical Services - Indianapolis							
Total Organic Carbon	ND	mg/L	1.0	1		05/20/22 16:37	7440-44-0	
5310C Dissolved Organic Carbon	Analytical Method: SM 5310C Pace Analytical Services - Indianapolis							
Dissolved Organic Carbon	ND	mg/L	1.0	1		05/19/22 00:00		

REPORT OF LABORATORY ANALYSIS

This report shall not be reproduced, except in full,
without the written consent of Pace Analytical Services, LLC.

Pace Analytical Services, LLC
7726 Moller Road
Indianapolis, IN 46268
(317)228-3100

ANALYTICAL RESULTS

Project: Eagle Valley P1R2
Pace Project No.: 50316216

Sample: MW-19D **Lab ID: 50316216006** Collected: 05/11/22 14:15 Received: 05/11/22 15:27 Matrix: Water

Parameters	Results	Units	Report Limit	DF	Prepared	Analyzed	CAS No.	Qual
9056 IC Anions	Analytical Method: EPA 9056							
	Pace Analytical Services - Indianapolis							
Chloride	**125**	mg/L	25.0	100		05/20/22 23:10	16887-00-6	
Fluoride	ND	mg/L	0.10	1		05/20/22 22:36	16984-48-8	
Sulfate	**246**	mg/L	25.0	100		05/20/22 23:10	14808-79-8	
6010 MET ICP	Analytical Method: EPA 6010 Preparation Method: EPA 3010							
	Pace Analytical Services - Indianapolis							
Aluminum	**211**	ug/L	200	1	05/19/22 14:22	05/22/22 11:43	7429-90-5	
Barium	**55.0**	ug/L	10.0	1	05/19/22 14:22	05/22/22 11:43	7440-39-3	
Boron	**5890**	ug/L	100	1	05/19/22 14:22	05/22/22 11:43	7440-42-8	
Calcium	**124000**	ug/L	1000	1	05/19/22 14:22	05/22/22 11:43	7440-70-2	
Iron	**650**	ug/L	100	1	05/19/22 14:22	05/22/22 11:43	7439-89-6	
Lithium	**24.2**	ug/L	20.0	1	05/19/22 14:22	05/22/22 11:43	7439-93-2	
Magnesium	**29300**	ug/L	1000	1	05/19/22 14:22	05/22/22 11:43	7439-95-4	
Manganese	**401**	ug/L	10.0	1	05/19/22 14:22	05/22/22 11:43	7439-96-5	
Molybdenum	**22.8**	ug/L	10.0	1	05/19/22 14:22	05/22/22 11:43	7439-98-7	
Potassium	**4500**	ug/L	1000	1	05/19/22 14:22	05/22/22 11:43	7440-09-7	
Silica	**14300**	ug/L	450	1	05/19/22 14:22	05/22/22 11:43	7631-86-9	N2
Sodium	**105000**	ug/L	1000	1	05/19/22 14:22	05/22/22 11:43	7440-23-5	
6010 MET ICP, Dissolved	Analytical Method: EPA 6010 Preparation Method: EPA 3010							
	Pace Analytical Services - Indianapolis							
Manganese, Dissolved	**381**	ug/L	10.0	1	05/20/22 06:45	05/21/22 02:38	7439-96-5	
Molybdenum, Dissolved	**23.2**	ug/L	10.0	1	05/20/22 06:45	05/21/22 02:38	7439-98-7	
6020 MET ICPMS	Analytical Method: EPA 6020 Preparation Method: EPA 200.2							
	Pace Analytical Services - Indianapolis							
Antimony	ND	ug/L	1.0	1	05/14/22 08:00	05/16/22 21:50	7440-36-0	
Arsenic	**1.1**	ug/L	1.0	1	05/14/22 08:00	05/16/22 21:50	7440-38-2	
Cobalt	ND	ug/L	1.0	1	05/14/22 08:00	05/16/22 21:50	7440-48-4	
Selenium	ND	ug/L	1.0	1	05/14/22 08:00	05/16/22 21:50	7782-49-2	
2320B Alkalinity	Analytical Method: SM 2320B							
	Pace Analytical Services - Indianapolis							
Alkalinity, Total as CaCO3	**224**	mg/L	2.0	1		05/18/22 17:48		
Alkalinity,Bicarbonate (CaCO3)	**224**	mg/L	2.0	1		05/18/22 17:48		
Alkalinity,Carbonate (CaCO3)	ND	mg/L	2.0	1		05/18/22 17:48		
2540C Total Dissolved Solids	Analytical Method: SM 2540C							
	Pace Analytical Services - Indianapolis							
Total Dissolved Solids	**770**	mg/L	20.0	1		05/17/22 13:51		
4500H+ pH, Electrometric	Analytical Method: SM 4500-H+B							
	Pace Analytical Services - Indianapolis							
pH at 25 Degrees C	**7.4**	Std. Units	0.10	1		05/16/22 14:34		H3

REPORT OF LABORATORY ANALYSIS

This report shall not be reproduced, except in full,
without the written consent of Pace Analytical Services, LLC.

Pace Analytical Services, LLC
7726 Moller Road
Indianapolis, IN 46268
(317)228-3100

ANALYTICAL RESULTS

Project: Eagle Valley P1R2
Pace Project No.: 50316216

Sample: MW-19D **Lab ID: 50316216006** Collected: 05/11/22 14:15 Received: 05/11/22 15:27 Matrix: Water

Parameters	Results	Units	Report Limit	DF	Prepared	Analyzed	CAS No.	Qual
4500S2D Sulfide Water	Analytical Method: SM 4500-S2-D Pace Analytical Services - Indianapolis							
Sulfide	ND	mg/L	0.10	1		05/13/22 11:53	18496-25-8	
Iron, Ferrous	Analytical Method: HACH 8146 Pace Analytical Services - Indianapolis							
Iron, Ferrous	ND	mg/L	0.20	1		05/24/22 21:47	15438-31-0	H3,N2
353.2 Nitrogen, NO2/NO3 unpres	Analytical Method: EPA 353.2 Pace Analytical Services - Indianapolis							
Nitrogen, Nitrate	ND	mg/L	0.10	1		05/12/22 09:47	14797-55-8	
Nitrogen, Nitrite	ND	mg/L	0.10	1		05/12/22 09:47	14797-65-0	
365.1 Total Phosphorus	Analytical Method: EPA 365.1 Preparation Method: EPA 365.1 Pace Analytical Services - Indianapolis							
Phosphate as P04	ND	mg/L	0.15	1	05/12/22 11:30	05/14/22 14:20		
5310C TOC	Analytical Method: SM 5310C Pace Analytical Services - Indianapolis							
Total Organic Carbon	ND	mg/L	1.0	1		05/20/22 17:03	7440-44-0	
5310C Dissolved Organic Carbon	Analytical Method: SM 5310C Pace Analytical Services - Indianapolis							
Dissolved Organic Carbon	ND	mg/L	1.0	1		05/19/22 00:11		

This report shall not be reproduced, except in full,
without the written consent of Pace Analytical Services, LLC.

Pace Analytical Services, LLC
7726 Moller Road
Indianapolis, IN 46268
(317)228-3100

QUALITY CONTROL DATA

Project: Eagle Valley P1R2
Pace Project No.: 50316216

QC Batch: 677370
QC Batch Method: EPA 9056
Analysis Method: EPA 9056
Analysis Description: 9056 IC Anions
Laboratory: Pace Analytical Services - Indianapolis
Associated Lab Samples: 50316216001

METHOD BLANK: 3118855 Matrix: Water
Associated Lab Samples: 50316216001

Parameter	Units	Blank Result	Reporting Limit	Analyzed	Qualifiers
Chloride	mg/L	ND	0.25	05/23/22 15:23	
Fluoride	mg/L	ND	0.10	05/23/22 15:23	
Sulfate	mg/L	ND	0.25	05/23/22 15:23	

LABORATORY CONTROL SAMPLE: 3118856

Parameter	Units	Spike Conc.	LCS Result	LCS % Rec	% Rec Limits	Qualifiers
Chloride	mg/L	1.2	1.2	92	80-120	
Fluoride	mg/L	0.5	0.51	102	80-120	
Sulfate	mg/L	2.5	2.5	99	80-120	

MATRIX SPIKE & MATRIX SPIKE DUPLICATE: 3118857 3118858

Parameter	Units	50316148001 Result	MS Spike Conc.	MSD Spike Conc.	MS Result	MSD Result	MS % Rec	MSD % Rec	% Rec Limits	RPD	Max RPD	Qual
Chloride	mg/L	0.69	1.2	1.2	1.8	1.7	86	81	80-120	3	15	
Fluoride	mg/L	0.11	0.5	0.5	0.64	0.60	105	98	80-120	6	15	
Sulfate	mg/L	26.8	25	25	50.8	50.3	96	94	80-120	1	15	

MATRIX SPIKE & MATRIX SPIKE DUPLICATE: 3118859 3118860

Parameter	Units	50316214007 Result	MS Spike Conc.	MSD Spike Conc.	MS Result	MSD Result	MS % Rec	MSD % Rec	% Rec Limits	RPD	Max RPD	Qual
Chloride	mg/L	12.5	12.5	12.5	23.4	23.4	87	87	80-120	0	15	
Fluoride	mg/L	0.66	0.5	0.5	1.1	1.1	98	99	80-120	0	15	
Sulfate	mg/L	5.3	2.5	2.5	7.8	7.8	101	101	80-120	0	15	

Results presented on this page are in the units indicated by the "Units" column except where an alternate unit is presented to the right of the result.

REPORT OF LABORATORY ANALYSIS

This report shall not be reproduced, except in full,
without the written consent of Pace Analytical Services, LLC.

Pace Analytical Services, LLC
7726 Moller Road
Indianapolis, IN 46268
(317)228-3100

QUALITY CONTROL DATA

Project: Eagle Valley P1R2
Pace Project No.: 50316216

QC Batch: 677373
QC Batch Method: EPA 9056
Analysis Method: EPA 9056
Analysis Description: 9056 IC Anions
Laboratory: Pace Analytical Services - Indianapolis
Associated Lab Samples: 50316216002, 50316216003, 50316216004, 50316216005, 50316216006

METHOD BLANK: 3118869 Matrix: Water
Associated Lab Samples: 50316216002, 50316216003, 50316216004, 50316216005, 50316216006

Parameter	Units	Blank Result	Reporting Limit	Analyzed	Qualifiers
Chloride	mg/L	ND	0.25	05/20/22 18:21	
Fluoride	mg/L	ND	0.10	05/20/22 18:21	
Sulfate	mg/L	ND	0.25	05/20/22 18:21	

LABORATORY CONTROL SAMPLE: 3118870

Parameter	Units	Spike Conc.	LCS Result	LCS % Rec	% Rec Limits	Qualifiers
Chloride	mg/L	1.2	1.1	92	80-120	
Fluoride	mg/L	0.5	0.48	95	80-120	
Sulfate	mg/L	2.5	2.6	103	80-120	

MATRIX SPIKE & MATRIX SPIKE DUPLICATE: 3118871 3118872

Parameter	Units	50316224003 Result	MS Spike Conc.	MSD Spike Conc.	MS Result	MSD Result	MS % Rec	MSD % Rec	% Rec Limits	RPD	Max RPD	Qual
Chloride	mg/L	88.8	12.5	12.5	99.9	100	89	90	80-120	0	15	
Fluoride	mg/L	0.32	0.5	0.5	0.81	0.82	98	99	80-120	1	15	
Sulfate	mg/L	88.0	25	25	109	109	85	82	80-120	1	15	

Results presented on this page are in the units indicated by the "Units" column except where an alternate unit is presented to the right of the result.

REPORT OF LABORATORY ANALYSIS

This report shall not be reproduced, except in full,
without the written consent of Pace Analytical Services, LLC.

Pace Analytical Services, LLC
7726 Moller Road
Indianapolis, IN 46268
(317)228-3100

QUALITY CONTROL DATA

Project: Eagle Valley P1R2
Pace Project No.: 50316216

QC Batch: 676914
QC Batch Method: EPA 3010
Analysis Method: EPA 6010
Analysis Description: 6010 MET
Laboratory: Pace Analytical Services - Indianapolis
Associated Lab Samples: 50316216001, 50316216002, 50316216003, 50316216004, 50316216005, 50316216006

METHOD BLANK: 3116514 Matrix: Water
Associated Lab Samples: 50316216001, 50316216002, 50316216003, 50316216004, 50316216005, 50316216006

Parameter	Units	Blank Result	Reporting Limit	Analyzed	Qualifiers
Aluminum	ug/L	ND	200	05/22/22 11:37	
Barium	ug/L	ND	10.0	05/22/22 11:37	
Boron	ug/L	ND	100	05/22/22 11:37	
Calcium	ug/L	ND	1000	05/22/22 11:37	
Iron	ug/L	ND	100	05/22/22 11:37	
Lithium	ug/L	ND	20.0	05/22/22 11:37	
Magnesium	ug/L	ND	1000	05/22/22 11:37	
Manganese	ug/L	ND	10.0	05/22/22 11:37	
Molybdenum	ug/L	ND	10.0	05/22/22 11:37	
Potassium	ug/L	ND	1000	05/22/22 11:37	
Silica	ug/L	ND	450	05/22/22 11:37	N2
Sodium	ug/L	ND	1000	05/22/22 11:37	

LABORATORY CONTROL SAMPLE: 3116515

Parameter	Units	Spike Conc.	LCS Result	LCS % Rec	% Rec Limits	Qualifiers
Aluminum	ug/L	10000	10100	101	80-120	
Barium	ug/L	1000	1070	107	80-120	
Boron	ug/L	1000	1020	102	80-120	
Calcium	ug/L	10000	10200	102	80-120	
Iron	ug/L	10000	10500	105	80-120	
Lithium	ug/L	1000	1020	102	80-120	
Magnesium	ug/L	10000	9900	99	80-120	
Manganese	ug/L	1000	971	97	80-120	
Molybdenum	ug/L	1000	1060	106	80-120	
Potassium	ug/L	10000	10300	103	80-120	
Silica	ug/L	10700	10300	96	80-120	N2
Sodium	ug/L	10000	10100	101	80-120	

MATRIX SPIKE & MATRIX SPIKE DUPLICATE: 3116516 3116517

Parameter	Units	50316224003 Result	MS Spike Conc.	MSD Spike Conc.	MS Result	MSD Result	MS % Rec	MSD % Rec	% Rec Limits	RPD	Max RPD	Qual
Aluminum	ug/L	ND	10000	10000	10200	10200	101	102	75-125	0	20	
Barium	ug/L	60.9	1000	1000	1140	1110	108	105	75-125	2	20	
Boron	ug/L	867	1000	1000	1900	1900	104	103	75-125	0	20	
Calcium	ug/L	70000	10000	10000	80700	79700	106	97	75-125	1	20	

Results presented on this page are in the units indicated by the "Units" column except where an alternate unit is presented to the right of the result.

REPORT OF LABORATORY ANALYSIS

This report shall not be reproduced, except in full,
without the written consent of Pace Analytical Services, LLC.

Pace Analytical Services, LLC
7726 Moller Road
Indianapolis, IN 46268
(317)228-3100

QUALITY CONTROL DATA

Project: Eagle Valley P1R2
Pace Project No.: 50316216

MATRIX SPIKE & MATRIX SPIKE DUPLICATE: 3116516 3116517

Parameter	Units	50316224003 Result	MS Spike Conc.	MSD Spike Conc.	MS Result	MSD Result	MS % Rec	MSD % Rec	% Rec Limits	RPD	Max RPD	Qual
Iron	ug/L	1580	10000	10000	12100	11900	105	103	75-125	1	20	
Lithium	ug/L	84.5	1000	1000	1140	1130	106	104	75-125	1	20	
Magnesium	ug/L	19400	10000	10000	29400	29000	100	96	75-125	2	20	
Manganese	ug/L	316	1000	1000	1280	1270	97	96	75-125	1	20	
Molybdenum	ug/L	104	1000	1000	1170	1160	106	105	75-125	1	20	
Potassium	ug/L	7390	10000	10000	18200	17800	108	105	75-125	2	20	
Silica	ug/L	9130	10700	10700	19700	19700	99	99	75-125	0	20	N2
Sodium	ug/L	75700	10000	10000	87400	85500	117	99	75-125	2	20	

Results presented on this page are in the units indicated by the "Units" column except where an alternate unit is presented to the right of the result.

REPORT OF LABORATORY ANALYSIS

This report shall not be reproduced, except in full,
without the written consent of Pace Analytical Services, LLC.

Pace Analytical Services, LLC
7726 Moller Road
Indianapolis, IN 46268
(317)228-3100

QUALITY CONTROL DATA

Project: Eagle Valley P1R2
Pace Project No.: 50316216

QC Batch: 677124
QC Batch Method: EPA 3010
Analysis Method: EPA 6010
Analysis Description: 6010 MET Dissolved
Laboratory: Pace Analytical Services - Indianapolis
Associated Lab Samples: 50316216001, 50316216002, 50316216003, 50316216004, 50316216005, 50316216006

METHOD BLANK: 3117566 Matrix: Water
Associated Lab Samples: 50316216001, 50316216002, 50316216003, 50316216004, 50316216005, 50316216006

Parameter	Units	Blank Result	Reporting Limit	Analyzed	Qualifiers
Manganese, Dissolved	ug/L	ND	10.0	05/21/22 01:56	
Molybdenum, Dissolved	ug/L	ND	10.0	05/21/22 01:56	

LABORATORY CONTROL SAMPLE: 3117567

Parameter	Units	Spike Conc.	LCS Result	LCS % Rec	% Rec Limits	Qualifiers
Manganese, Dissolved	ug/L	1000	951	95	80-120	
Molybdenum, Dissolved	ug/L	1000	1030	103	80-120	

MATRIX SPIKE & MATRIX SPIKE DUPLICATE: 3117568 3117569

Parameter	Units	50316088002 Result	MS Spike Conc.	MSD Spike Conc.	MS Result	MSD Result	MS % Rec	MSD % Rec	% Rec Limits	RPD	Max RPD	Qual
Manganese, Dissolved	ug/L	ND	1000	1000	944	934	94	93	75-125	1	20	
Molybdenum, Dissolved	ug/L	ND	1000	1000	1020	1010	102	101	75-125	1	20	

Results presented on this page are in the units indicated by the "Units" column except where an alternate unit is presented to the right of the result.

REPORT OF LABORATORY ANALYSIS

This report shall not be reproduced, except in full,
without the written consent of Pace Analytical Services, LLC.

Pace Analytical Services, LLC
7726 Moller Road
Indianapolis, IN 46268
(317)228-3100

QUALITY CONTROL DATA

Project: Eagle Valley P1R2
Pace Project No.: 50316216

QC Batch: 676087
QC Batch Method: EPA 200.2
Analysis Method: EPA 6020
Analysis Description: 6020 MET
Laboratory: Pace Analytical Services - Indianapolis
Associated Lab Samples: 50316216001, 50316216002, 50316216003, 50316216004, 50316216005, 50316216006

METHOD BLANK: 3113023 Matrix: Water
Associated Lab Samples: 50316216001, 50316216002, 50316216003, 50316216004, 50316216005, 50316216006

Parameter	Units	Blank Result	Reporting Limit	Analyzed	Qualifiers
Antimony	ug/L	ND	1.0	05/16/22 19:02	
Arsenic	ug/L	ND	1.0	05/16/22 19:02	
Cobalt	ug/L	ND	1.0	05/16/22 19:02	
Selenium	ug/L	ND	1.0	05/16/22 19:02	

LABORATORY CONTROL SAMPLE: 3113024

Parameter	Units	Spike Conc.	LCS Result	LCS % Rec	% Rec Limits	Qualifiers
Antimony	ug/L	40	41.2	103	80-120	
Arsenic	ug/L	40	39.3	98	80-120	
Cobalt	ug/L	40	40.0	100	80-120	
Selenium	ug/L	40	39.4	98	80-120	

MATRIX SPIKE & MATRIX SPIKE DUPLICATE: 3113025 3113026

Parameter	Units	50316224003 Result	MS Spike Conc.	MSD Spike Conc.	MS Result	MSD Result	MS % Rec	MSD % Rec	% Rec Limits	RPD	Max RPD	Qual
Antimony	ug/L	ND	40	40	41.6	43.3	104	108	75-125	4	20	
Arsenic	ug/L	3.7	40	40	42.4	42.8	97	98	75-125	1	20	
Cobalt	ug/L	ND	40	40	37.5	39.3	94	98	75-125	5	20	
Selenium	ug/L	ND	40	40	39.1	40.0	98	100	75-125	2	20	

Results presented on this page are in the units indicated by the "Units" column except where an alternate unit is presented to the right of the result.

REPORT OF LABORATORY ANALYSIS

This report shall not be reproduced, except in full,
without the written consent of Pace Analytical Services, LLC.

Pace Analytical Services, LLC
7726 Moller Road
Indianapolis, IN 46268
(317)228-3100

QUALITY CONTROL DATA

Project: Eagle Valley P1R2
Pace Project No.: 50316216

QC Batch: 676826 | Analysis Method: SM 2320B
QC Batch Method: SM 2320B | Analysis Description: 2320B Alkalinity
Laboratory: Pace Analytical Services - Indianapolis
Associated Lab Samples: 50316216001, 50316216002, 50316216003, 50316216004, 50316216005, 50316216006

METHOD BLANK: 3116141 Matrix: Water
Associated Lab Samples: 50316216001, 50316216002, 50316216003, 50316216004, 50316216005, 50316216006

Parameter	Units	Blank Result	Reporting Limit	Analyzed	Qualifiers
Alkalinity, Total as CaCO3	mg/L	2.2	2.0	05/18/22 17:48	B
Alkalinity,Bicarbonate (CaCO3)	mg/L	2.2	2.0	05/18/22 17:48	B
Alkalinity,Carbonate (CaCO3)	mg/L	ND	2.0	05/18/22 17:48	

LABORATORY CONTROL SAMPLE: 3116142

Parameter	Units	Spike Conc.	LCS Result	LCS % Rec	% Rec Limits	Qualifiers
Alkalinity, Total as CaCO3	mg/L	50	52.3	105	90-110	

SAMPLE DUPLICATE: 3116143

Parameter	Units	50316216002 Result	Dup Result	RPD	Max RPD	Qualifiers
Alkalinity, Total as CaCO3	mg/L	235	244	4	20	
Alkalinity,Bicarbonate (CaCO3)	mg/L	235	244	4	20	
Alkalinity,Carbonate (CaCO3)	mg/L	ND	ND		20	

SAMPLE DUPLICATE: 3116144

Parameter	Units	50316218009 Result	Dup Result	RPD	Max RPD	Qualifiers
Alkalinity, Total as CaCO3	mg/L	288	285	1	20	
Alkalinity,Bicarbonate (CaCO3)	mg/L	278	274	1	20	
Alkalinity,Carbonate (CaCO3)	mg/L	9.8	10.8	10	20	

Results presented on this page are in the units indicated by the "Units" column except where an alternate unit is presented to the right of the result.

REPORT OF LABORATORY ANALYSIS

This report shall not be reproduced, except in full,
without the written consent of Pace Analytical Services, LLC.

Pace Analytical Services, LLC
7726 Moller Road
Indianapolis, IN 46268
(317)228-3100

QUALITY CONTROL DATA

Project: Eagle Valley P1R2
Pace Project No.: 50316216

QC Batch: 676571 | Analysis Method: SM 2540C
QC Batch Method: SM 2540C | Analysis Description: 2540C Total Dissolved Solids
Laboratory: Pace Analytical Services - Indianapolis
Associated Lab Samples: 50316216001, 50316216002, 50316216003, 50316216004, 50316216005, 50316216006

METHOD BLANK: 3115093 Matrix: Water
Associated Lab Samples: 50316216001, 50316216002, 50316216003, 50316216004, 50316216005, 50316216006

Parameter	Units	Blank Result	Reporting Limit	Analyzed	Qualifiers
Total Dissolved Solids	mg/L	ND	10.0	05/17/22 13:44	

LABORATORY CONTROL SAMPLE: 3115094

Parameter	Units	Spike Conc.	LCS Result	LCS % Rec	% Rec Limits	Qualifiers
Total Dissolved Solids	mg/L	300	302	101	80-120	

SAMPLE DUPLICATE: 3115095

Parameter	Units	50316332001 Result	Dup Result	RPD	Max RPD	Qualifiers
Total Dissolved Solids	mg/L	337	360	7	10	

SAMPLE DUPLICATE: 3115096

Parameter	Units	50316332002 Result	Dup Result	RPD	Max RPD	Qualifiers
Total Dissolved Solids	mg/L	834	870	4	10	

Results presented on this page are in the units indicated by the "Units" column except where an alternate unit is presented to the right of the result.

REPORT OF LABORATORY ANALYSIS

This report shall not be reproduced, except in full,
without the written consent of Pace Analytical Services, LLC.

Pace Analytical Services, LLC
7726 Moller Road
Indianapolis, IN 46268
(317)228-3100

QUALITY CONTROL DATA

Project: Eagle Valley P1R2
Pace Project No.: 50316216

QC Batch: 676460
QC Batch Method: SM 4500-H+B
Analysis Method: SM 4500-H+B
Analysis Description: 4500H+B pH
Laboratory: Pace Analytical Services - Indianapolis
Associated Lab Samples: 50316216001, 50316216002, 50316216003, 50316216004, 50316216005, 50316216006

SAMPLE DUPLICATE: 3114756

Parameter	Units	50316224003 Result	Dup Result	RPD	Max RPD	Qualifiers
pH at 25 Degrees C	Std. Units	7.8	7.9	1	2	H3

SAMPLE DUPLICATE: 3114757

Parameter	Units	50316227002 Result	Dup Result	RPD	Max RPD	Qualifiers
pH at 25 Degrees C	Std. Units	6.9	6.9	0	2	H3

Results presented on this page are in the units indicated by the "Units" column except where an alternate unit is presented to the right of the result.

REPORT OF LABORATORY ANALYSIS

This report shall not be reproduced, except in full,
without the written consent of Pace Analytical Services, LLC.

Pace Analytical Services, LLC
7726 Moller Road
Indianapolis, IN 46268
(317)228-3100

QUALITY CONTROL DATA

Project: Eagle Valley P1R2
Pace Project No.: 50316216

QC Batch: 676052
QC Batch Method: SM 4500-S2-D
Analysis Method: SM 4500-S2-D
Analysis Description: 4500S2D Sulfide Water
Laboratory: Pace Analytical Services - Indianapolis
Associated Lab Samples: 50316216001, 50316216002, 50316216003, 50316216004, 50316216005, 50316216006

METHOD BLANK: 3112823 Matrix: Water
Associated Lab Samples: 50316216001, 50316216002, 50316216003, 50316216004, 50316216005, 50316216006

Parameter	Units	Blank Result	Reporting Limit	Analyzed	Qualifiers
Sulfide	mg/L	ND	0.10	05/13/22 11:53	

LABORATORY CONTROL SAMPLE: 3112824

Parameter	Units	Spike Conc.	LCS Result	LCS % Rec	% Rec Limits	Qualifiers
Sulfide	mg/L	0.5	0.51	102	90-110	

MATRIX SPIKE & MATRIX SPIKE DUPLICATE: 3112825 3112826

Parameter	Units	50316118001 Result	MS Spike Conc.	MSD Spike Conc.	MS Result	MSD Result	MS % Rec	MSD % Rec	% Rec Limits	RPD	Max RPD	Qual
Sulfide	mg/L	ND	0.5	0.5	0.52	0.53	103	104	90-110	1	20	

MATRIX SPIKE & MATRIX SPIKE DUPLICATE: 3112827 3112828

Parameter	Units	50316224003 Result	MS Spike Conc.	MSD Spike Conc.	MS Result	MSD Result	MS % Rec	MSD % Rec	% Rec Limits	RPD	Max RPD	Qual
Sulfide	mg/L	ND	0.5	0.5	0.17	0.18	34	35	90-110	2	20	M3

Results presented on this page are in the units indicated by the "Units" column except where an alternate unit is presented to the right of the result.

REPORT OF LABORATORY ANALYSIS

This report shall not be reproduced, except in full,
without the written consent of Pace Analytical Services, LLC.

Pace Analytical Services, LLC
7726 Moller Road
Indianapolis, IN 46268
(317)228-3100

QUALITY CONTROL DATA

Project: Eagle Valley P1R2
Pace Project No.: 50316216

QC Batch: 678174
QC Batch Method: HACH 8146
Analysis Method: HACH 8146
Analysis Description: Iron, Ferrous
Laboratory: Pace Analytical Services - Indianapolis

Associated Lab Samples: 50316216001

METHOD BLANK: 3122311 Matrix: Water
Associated Lab Samples: 50316216001

Parameter	Units	Blank Result	Reporting Limit	Analyzed	Qualifiers
Iron, Ferrous	mg/L	ND	0.20	05/24/22 20:10	H3,N2

LABORATORY CONTROL SAMPLE: 3122312

Parameter	Units	Spike Conc.	LCS Result	LCS % Rec	% Rec Limits	Qualifiers
Iron, Ferrous	mg/L	1	1.0	102	90-110	H3,N2

MATRIX SPIKE & MATRIX SPIKE DUPLICATE: 3122313 3122314

Parameter	Units	50316224003 Result	MS Spike Conc.	MSD Spike Conc.	MS Result	MSD Result	MS % Rec	MSD % Rec	% Rec Limits	RPD	Max RPD	Qual
Iron, Ferrous	mg/L	ND	1	1	1.1	1.1	107	107	90-110	1	20	H3,N2

MATRIX SPIKE SAMPLE: 3122315

Parameter	Units	50316152006 Result	Spike Conc.	MS Result	MS % Rec	% Rec Limits	Qualifiers
Iron, Ferrous	mg/L	5.7	10	16.0	103	90-110	H3,N2

Results presented on this page are in the units indicated by the "Units" column except where an alternate unit is presented to the right of the result.

REPORT OF LABORATORY ANALYSIS

This report shall not be reproduced, except in full,
without the written consent of Pace Analytical Services, LLC.

Pace Analytical Services, LLC
7726 Moller Road
Indianapolis, IN 46268
(317)228-3100

QUALITY CONTROL DATA

Project: Eagle Valley P1R2
Pace Project No.: 50316216

QC Batch: 678187 | Analysis Method: HACH 8146
QC Batch Method: HACH 8146 | Analysis Description: Iron, Ferrous
Laboratory: Pace Analytical Services - Indianapolis
Associated Lab Samples: 50316216002, 50316216003, 50316216004, 50316216005, 50316216006

METHOD BLANK: 3122392 Matrix: Water
Associated Lab Samples: 50316216002, 50316216003, 50316216004, 50316216005, 50316216006

Parameter	Units	Blank Result	Reporting Limit	Analyzed	Qualifiers
Iron, Ferrous	mg/L	ND	0.20	05/24/22 21:40	H3,N2

LABORATORY CONTROL SAMPLE: 3122393

Parameter	Units	Spike Conc.	LCS Result	LCS % Rec	% Rec Limits	Qualifiers
Iron, Ferrous	mg/L	1	0.99	99	90-110	H3,N2

MATRIX SPIKE & MATRIX SPIKE DUPLICATE: 3122394 3122395

Parameter	Units	50316356002 Result	MS Spike Conc.	MSD Spike Conc.	MS Result	MSD Result	MS % Rec	MSD % Rec	% Rec Limits	RPD	Max RPD	Qual
Iron, Ferrous	mg/L	ND	1	1	1.0	1.0	102	102	90-110	1	20	H3,N2

MATRIX SPIKE SAMPLE: 3122396

Parameter	Units	50316334005 Result	Spike Conc.	MS Result	MS % Rec	% Rec Limits	Qualifiers
Iron, Ferrous	mg/L	ND	1	0.98	98	90-110	H3,N2

Results presented on this page are in the units indicated by the "Units" column except where an alternate unit is presented to the right of the result.

REPORT OF LABORATORY ANALYSIS

This report shall not be reproduced, except in full,
without the written consent of Pace Analytical Services, LLC.

Pace Analytical Services, LLC
7726 Moller Road
Indianapolis, IN 46268
(317)228-3100

QUALITY CONTROL DATA

Project: Eagle Valley P1R2
Pace Project No.: 50316216

QC Batch: 675779
QC Batch Method: EPA 353.2
Analysis Method: EPA 353.2
Analysis Description: 353.2 Nitrate + Nitrite, Unpres.
Laboratory: Pace Analytical Services - Indianapolis
Associated Lab Samples: 50316216001, 50316216002, 50316216003, 50316216004

METHOD BLANK: 3111592 Matrix: Water
Associated Lab Samples: 50316216001, 50316216002, 50316216003, 50316216004

Parameter	Units	Blank Result	Reporting Limit	Analyzed	Qualifiers
Nitrogen, Nitrate	mg/L	ND	0.10	05/12/22 08:38	
Nitrogen, Nitrite	mg/L	ND	0.10	05/12/22 08:38	

LABORATORY CONTROL SAMPLE: 3111593

Parameter	Units	Spike Conc.	LCS Result	LCS % Rec	% Rec Limits	Qualifiers
Nitrogen, Nitrate	mg/L	1	0.98	98	90-110	
Nitrogen, Nitrite	mg/L	1	0.97	97	90-110	

MATRIX SPIKE SAMPLE: 3111594

Parameter	Units	50316224002 Result	Spike Conc.	MS Result	MS % Rec	% Rec Limits	Qualifiers
Nitrogen, Nitrate	mg/L	ND	1	0.99	97	90-110	
Nitrogen, Nitrite	mg/L	ND	1	0.96	96	90-110	

MATRIX SPIKE & MATRIX SPIKE DUPLICATE: 3111595 3111596

Parameter	Units	50316224003 Result	MS Spike Conc.	MSD Spike Conc.	MS Result	MSD Result	MS % Rec	MSD % Rec	% Rec Limits	RPD	Max RPD	Qual
Nitrogen, Nitrate	mg/L	ND	1	1	1.0	1.0	96	96	90-110	0	20	
Nitrogen, Nitrite	mg/L	ND	1	1	0.96	0.96	95	95	90-110	0	20	

Results presented on this page are in the units indicated by the "Units" column except where an alternate unit is presented to the right of the result.

REPORT OF LABORATORY ANALYSIS

This report shall not be reproduced, except in full,
without the written consent of Pace Analytical Services, LLC.

Pace Analytical Services, LLC
7726 Moller Road
Indianapolis, IN 46268
(317)228-3100

QUALITY CONTROL DATA

Project: Eagle Valley P1R2
Pace Project No.: 50316216

QC Batch: 675780
QC Batch Method: EPA 353.2
Analysis Method: EPA 353.2
Analysis Description: 353.2 Nitrate + Nitrite, Unpres.
Laboratory: Pace Analytical Services - Indianapolis
Associated Lab Samples: 50316216005, 50316216006

METHOD BLANK: 3111597 Matrix: Water
Associated Lab Samples: 50316216005, 50316216006

Parameter	Units	Blank Result	Reporting Limit	Analyzed	Qualifiers
Nitrogen, Nitrate	mg/L	ND	0.10	05/12/22 09:51	
Nitrogen, Nitrite	mg/L	ND	0.10	05/12/22 09:51	

LABORATORY CONTROL SAMPLE: 3111598

Parameter	Units	Spike Conc.	LCS Result	LCS % Rec	% Rec Limits	Qualifiers
Nitrogen, Nitrate	mg/L	1	0.97	97	90-110	
Nitrogen, Nitrite	mg/L	1	0.98	98	90-110	

MATRIX SPIKE & MATRIX SPIKE DUPLICATE: 3111599 3111600

Parameter	Units	50316216005 Result	MS Spike Conc.	MSD Spike Conc.	MS Result	MSD Result	MS % Rec	MSD % Rec	% Rec Limits	RPD	Max RPD	Qual
Nitrogen, Nitrate	mg/L	ND	1	1	0.95	0.95	95	95	90-110	0	20	
Nitrogen, Nitrite	mg/L	ND	1	1	0.96	0.96	96	96	90-110	0	20	

MATRIX SPIKE SAMPLE: 3112544

Parameter	Units	50316291001 Result	Spike Conc.	MS Result	MS % Rec	% Rec Limits	Qualifiers
Nitrogen, Nitrate	mg/L	ND	1	1.0	98	90-110	
Nitrogen, Nitrite	mg/L	ND	1	0.96	96	90-110	

Results presented on this page are in the units indicated by the "Units" column except where an alternate unit is presented to the right of the result.

REPORT OF LABORATORY ANALYSIS

This report shall not be reproduced, except in full,
without the written consent of Pace Analytical Services, LLC.

Pace Analytical Services, LLC
7726 Moller Road
Indianapolis, IN 46268
(317)228-3100

QUALITY CONTROL DATA

Project: Eagle Valley P1R2
Pace Project No.: 50316216

QC Batch: 675805 Analysis Method: EPA 365.1
QC Batch Method: EPA 365.1 Analysis Description: 365.1 Total Phosphorus
Laboratory: Pace Analytical Services - Indianapolis
Associated Lab Samples: 50316216001, 50316216002, 50316216003, 50316216004, 50316216005, 50316216006

METHOD BLANK: 3111699 Matrix: Water
Associated Lab Samples: 50316216001, 50316216002, 50316216003, 50316216004, 50316216005, 50316216006

Parameter	Units	Blank Result	Reporting Limit	Analyzed	Qualifiers
Phosphate as P04	mg/L	ND	0.15	05/14/22 14:13	

LABORATORY CONTROL SAMPLE: 3111700

Parameter	Units	Spike Conc.	LCS Result	LCS % Rec	% Rec Limits	Qualifiers
Phosphate as P04	mg/L		1.6			

MATRIX SPIKE SAMPLE: 3111701

Parameter	Units	50316216005 Result	Spike Conc.	MS Result	MS % Rec	% Rec Limits	Qualifiers
Phosphate as P04	mg/L	ND		1.5			

MATRIX SPIKE & MATRIX SPIKE DUPLICATE: 3111702 3111703

Parameter	Units	50316218009 Result	MS Spike Conc.	MSD Spike Conc.	MS Result	MSD Result	MS % Rec	MSD % Rec	% Rec Limits	RPD	Max RPD	Qual
Phosphate as P04	mg/L	ND			1.5	1.6				6		

Results presented on this page are in the units indicated by the "Units" column except where an alternate unit is presented to the right of the result.

REPORT OF LABORATORY ANALYSIS

This report shall not be reproduced, except in full,
without the written consent of Pace Analytical Services, LLC.

Pace Analytical Services, LLC
7726 Moller Road
Indianapolis, IN 46268
(317)228-3100

QUALITY CONTROL DATA

Project: Eagle Valley P1R2
Pace Project No.: 50316216

QC Batch: 677210 | Analysis Method: SM 5310C
QC Batch Method: SM 5310C | Analysis Description: 5310C Total Organic Carbon
Laboratory: Pace Analytical Services - Indianapolis
Associated Lab Samples: 50316216001, 50316216002, 50316216003, 50316216004, 50316216005, 50316216006

METHOD BLANK: 3118041 Matrix: Water
Associated Lab Samples: 50316216001, 50316216002, 50316216003, 50316216004, 50316216005, 50316216006

Parameter	Units	Blank Result	Reporting Limit	Analyzed	Qualifiers
Total Organic Carbon	mg/L	ND	1.0	05/20/22 06:02	

LABORATORY CONTROL SAMPLE: 3118042

Parameter	Units	Spike Conc.	LCS Result	LCS % Rec	% Rec Limits	Qualifiers
Total Organic Carbon	mg/L	10	9.6	96	90-110	

MATRIX SPIKE & MATRIX SPIKE DUPLICATE: 3118043 3118044

Parameter	Units	50316205026 Result	MS Spike Conc.	MSD Spike Conc.	MS Result	MSD Result	MS % Rec	MSD % Rec	% Rec Limits	RPD	Max RPD	Qual
Total Organic Carbon	mg/L	1640 ug/L	10	10	11.1	11.3	94	97	80-120	2	20	

MATRIX SPIKE SAMPLE: 3118045

Parameter	Units	50316216001 Result	Spike Conc.	MS Result	MS % Rec	% Rec Limits	Qualifiers
Total Organic Carbon	mg/L	1.2	10	10.3	91	80-120	

Results presented on this page are in the units indicated by the "Units" column except where an alternate unit is presented to the right of the result.

REPORT OF LABORATORY ANALYSIS

This report shall not be reproduced, except in full,
without the written consent of Pace Analytical Services, LLC.

Pace Analytical Services, LLC
7726 Moller Road
Indianapolis, IN 46268
(317)228-3100

QUALITY CONTROL DATA

Project: Eagle Valley P1R2
Pace Project No.: 50316216

QC Batch: 676938 | Analysis Method: SM 5310C
QC Batch Method: SM 5310C | Analysis Description: 5310C Dissolved Organic Carbon
Laboratory: Pace Analytical Services - Indianapolis
Associated Lab Samples: 50316216001, 50316216002, 50316216003, 50316216004, 50316216005, 50316216006

METHOD BLANK: 3116649 Matrix: Water
Associated Lab Samples: 50316216001, 50316216002, 50316216003, 50316216004, 50316216005, 50316216006

Parameter	Units	Blank Result	Reporting Limit	Analyzed	Qualifiers
Dissolved Organic Carbon	mg/L	ND	1.0	05/18/22 22:21	

LABORATORY CONTROL SAMPLE: 3116650

Parameter	Units	Spike Conc.	LCS Result	LCS % Rec	% Rec Limits	Qualifiers
Dissolved Organic Carbon	mg/L	10	10.1	101	90-110	

MATRIX SPIKE & MATRIX SPIKE DUPLICATE: 3116651 3116652

Parameter	Units	50316218009 Result	MS Spike Conc.	MSD Spike Conc.	MS Result	MSD Result	MS % Rec	MSD % Rec	% Rec Limits	RPD	Max RPD	Qual
Dissolved Organic Carbon	mg/L	4.7	10	10	16.0	15.5	113	108	80-120	3	20	

MATRIX SPIKE SAMPLE: 3116653

Parameter	Units	50316218010 Result	Spike Conc.	MS Result	MS % Rec	% Rec Limits	Qualifiers
Dissolved Organic Carbon	mg/L	4.8	10	16.6	118	80-120	

Results presented on this page are in the units indicated by the "Units" column except where an alternate unit is presented to the right of the result.

REPORT OF LABORATORY ANALYSIS

This report shall not be reproduced, except in full,
without the written consent of Pace Analytical Services, LLC.

Pace Analytical Services, LLC
7726 Moller Road
Indianapolis, IN 46268
(317)228-3100

ANALYTICAL RESULTS - RADIOCHEMISTRY

Project: Eagle Valley P1R2
Pace Project No.: 50316216

Sample: MW-18S **Lab ID: 50316216001** Collected: 05/11/22 10:15 Received: 05/11/22 15:27 Matrix: Water
PWS: Site ID: Sample Type:

Parameters	Method	Act ± Unc (MDC) Carr Trac	Units	Analyzed	CAS No.	Qual
	Pace Analytical Services - Greensburg					
Radium-226	EPA 903.1	**-0.0358 ± 0.253 (0.538) C:NA T:98%**	pCi/L	06/20/22 16:50	13982-63-3	
	Pace Analytical Services - Greensburg					
Radium-228	EPA 904.0	**0.430 ± 0.413 (0.851) C:64% T:98%**	pCi/L	06/09/22 12:51	15262-20-1	
	Pace Analytical Services - Greensburg					
Total Radium	Total Radium Calculation	**0.430 ± 0.666 (1.39)**	pCi/L	06/21/22 14:37	7440-14-4	

REPORT OF LABORATORY ANALYSIS

This report shall not be reproduced, except in full,
without the written consent of Pace Analytical Services, LLC.

Pace Analytical Services, LLC
7726 Moller Road
Indianapolis, IN 46268
(317)228-3100

ANALYTICAL RESULTS - RADIOCHEMISTRY

Project: Eagle Valley P1R2
Pace Project No.: 50316216

Sample: MW-18I **Lab ID: 50316216002** Collected: 05/11/22 11:20 Received: 05/11/22 15:27 Matrix: Water
PWS: Site ID: Sample Type:

Parameters	Method	Act ± Unc (MDC) Carr Trac	Units	Analyzed	CAS No.	Qual
	Pace Analytical Services - Greensburg					
Radium-226	EPA 903.1	**0.450 ± 0.334 (0.418) C:NA T:88%**	pCi/L	06/20/22 16:50	13982-63-3	
	Pace Analytical Services - Greensburg					
Radium-228	EPA 904.0	**0.324 ± 0.403 (0.855) C:65% T:88%**	pCi/L	06/09/22 12:51	15262-20-1	
	Pace Analytical Services - Greensburg					
Total Radium	Total Radium Calculation	**0.774 ± 0.737 (1.27)**	pCi/L	06/21/22 14:37	7440-14-4	

REPORT OF LABORATORY ANALYSIS

This report shall not be reproduced, except in full,
without the written consent of Pace Analytical Services, LLC.

Pace Analytical Services, LLC
7726 Moller Road
Indianapolis, IN 46268
(317)228-3100

ANALYTICAL RESULTS - RADIOCHEMISTRY

Project: Eagle Valley P1R2
Pace Project No.: 50316216

Sample: MW-18D **Lab ID: 50316216003** Collected: 05/11/22 12:07 Received: 05/11/22 15:27 Matrix: Water
PWS: Site ID: Sample Type:

Parameters	Method	Act ± Unc (MDC) Carr Trac	Units	Analyzed	CAS No.	Qual
	Pace Analytical Services - Greensburg					
Radium-226	EPA 903.1	**0.541 ± 0.391 (0.545) C:NA T:92%**	pCi/L	06/20/22 16:50	13982-63-3	
	Pace Analytical Services - Greensburg					
Radium-228	EPA 904.0	**1.18 ± 0.531 (0.901) C:66% T:92%**	pCi/L	06/09/22 12:51	15262-20-1	
	Pace Analytical Services - Greensburg					
Total Radium	Total Radium Calculation	**1.72 ± 0.922 (1.45)**	pCi/L	06/21/22 14:37	7440-14-4	

REPORT OF LABORATORY ANALYSIS

This report shall not be reproduced, except in full,
without the written consent of Pace Analytical Services, LLC.

Pace Analytical Services, LLC
7726 Moller Road
Indianapolis, IN 46268
(317)228-3100

ANALYTICAL RESULTS - RADIOCHEMISTRY

Project: Eagle Valley P1R2
Pace Project No.: 50316216

Sample: MW-19S **Lab ID: 50316216004** Collected: 05/11/22 13:10 Received: 05/11/22 15:27 Matrix: Water
PWS: Site ID: Sample Type:

Parameters	Method	Act ± Unc (MDC) Carr Trac	Units	Analyzed	CAS No.	Qual
	Pace Analytical Services - Greensburg					
Radium-226	EPA 903.1	**0.0381 ± 0.224 (0.457) C:NA T:88%**	pCi/L	06/20/22 17:43	13982-63-3	
	Pace Analytical Services - Greensburg					
Radium-228	EPA 904.0	**0.249 ± 0.406 (0.881) C:67% T:88%**	pCi/L	06/09/22 12:52	15262-20-1	
	Pace Analytical Services - Greensburg					
Total Radium	Total Radium Calculation	**0.287 ± 0.630 (1.34)**	pCi/L	06/21/22 14:37	7440-14-4	

REPORT OF LABORATORY ANALYSIS

This report shall not be reproduced, except in full,
without the written consent of Pace Analytical Services, LLC.

Pace Analytical Services, LLC
7726 Moller Road
Indianapolis, IN 46268
(317)228-3100

ANALYTICAL RESULTS - RADIOCHEMISTRY

Project: Eagle Valley P1R2
Pace Project No.: 50316216

Sample: MW-19I **Lab ID: 50316216005** Collected: 05/11/22 13:40 Received: 05/11/22 15:27 Matrix: Water
PWS: Site ID: Sample Type:

Parameters	Method	Act ± Unc (MDC) Carr Trac	Units	Analyzed	CAS No.	Qual
	Pace Analytical Services - Greensburg					
Radium-226	EPA 903.1	**0.273 ± 0.269 (0.409) C:NA T:93%**	pCi/L	06/20/22 16:50	13982-63-3	
	Pace Analytical Services - Greensburg					
Radium-228	EPA 904.0	**0.793 ± 0.512 (0.972) C:56% T:93%**	pCi/L	06/09/22 12:52	15262-20-1	
	Pace Analytical Services - Greensburg					
Total Radium	Total Radium Calculation	**1.07 ± 0.781 (1.38)**	pCi/L	06/21/22 14:37	7440-14-4	

REPORT OF LABORATORY ANALYSIS

This report shall not be reproduced, except in full,
without the written consent of Pace Analytical Services, LLC.

Pace Analytical Services, LLC
7726 Moller Road
Indianapolis, IN 46268
(317)228-3100

ANALYTICAL RESULTS - RADIOCHEMISTRY

Project: Eagle Valley P1R2
Pace Project No.: 50316216

Sample: MW-19D **Lab ID: 50316216006** Collected: 05/11/22 14:15 Received: 05/11/22 15:27 Matrix: Water
PWS: Site ID: Sample Type:

Parameters	Method	Act ± Unc (MDC) Carr Trac	Units	Analyzed	CAS No.	Qual
	Pace Analytical Services - Greensburg					
Radium-226	EPA 903.1	**0.237 ± 0.241 (0.365) C:NA T:92%**	pCi/L	06/20/22 16:50	13982-63-3	
	Pace Analytical Services - Greensburg					
Radium-228	EPA 904.0	**1.08 ± 0.518 (0.893) C:62% T:92%**	pCi/L	06/09/22 12:52	15262-20-1	
	Pace Analytical Services - Greensburg					
Total Radium	Total Radium Calculation	**1.32 ± 0.759 (1.26)**	pCi/L	06/21/22 14:37	7440-14-4	

REPORT OF LABORATORY ANALYSIS

This report shall not be reproduced, except in full,
without the written consent of Pace Analytical Services, LLC.

Pace Analytical Services, LLC
7726 Moller Road
Indianapolis, IN 46268
(317)228-3100

QUALITY CONTROL - RADIOCHEMISTRY

Project: Eagle Valley P1R2
Pace Project No.: 50316216

QC Batch: 506530 Analysis Method: EPA 903.1
QC Batch Method: EPA 903.1 Analysis Description: 903.1 Radium-226
Laboratory: Pace Analytical Services - Greensburg
Associated Lab Samples: 50316216001, 50316216002, 50316216003, 50316216004, 50316216005, 50316216006

METHOD BLANK: 2453870 Matrix: Water
Associated Lab Samples: 50316216001, 50316216002, 50316216003, 50316216004, 50316216005, 50316216006

Parameter	Act ± Unc (MDC) Carr Trac	Units	Analyzed	Qualifiers
Radium-226	-0.0750 ± 0.171 (0.404) C:NA T:87%	pCi/L	06/20/22 16:50	

Results presented on this page are in the units indicated by the "Units" column except where an alternate unit is presented to the right of the result.

REPORT OF LABORATORY ANALYSIS

This report shall not be reproduced, except in full,
without the written consent of Pace Analytical Services, LLC.

Pace Analytical Services, LLC
7726 Moller Road
Indianapolis, IN 46268
(317)228-3100

QUALITY CONTROL - RADIOCHEMISTRY

Project: Eagle Valley P1R2
Pace Project No.: 50316216

QC Batch: 506531
QC Batch Method: EPA 904.0
Analysis Method: EPA 904.0
Analysis Description: 904.0 Radium 228
Laboratory: Pace Analytical Services - Greensburg
Associated Lab Samples: 50316216001, 50316216002, 50316216003, 50316216004, 50316216005, 50316216006

METHOD BLANK: 2453872 Matrix: Water
Associated Lab Samples: 50316216001, 50316216002, 50316216003, 50316216004, 50316216005, 50316216006

Parameter	Act ± Unc (MDC) Carr Trac	Units	Analyzed	Qualifiers
Radium-228	0.641 ± 0.403 (0.744) C:66% T:87%	pCi/L	06/09/22 13:02	

Results presented on this page are in the units indicated by the "Units" column except where an alternate unit is presented to the right of the result.

REPORT OF LABORATORY ANALYSIS

This report shall not be reproduced, except in full,
without the written consent of Pace Analytical Services, LLC.

Pace Analytical Services, LLC
7726 Moller Road
Indianapolis, IN 46268
(317)228-3100

QUALIFIERS

Project: Eagle Valley P1R2
Pace Project No.: 50316216

DEFINITIONS

DF - Dilution Factor, if reported, represents the factor applied to the reported data due to dilution of the sample aliquot.

ND - Not Detected at or above adjusted reporting limit.

TNTC - Too Numerous To Count

J - Estimated concentration above the adjusted method detection limit and below the adjusted reporting limit.

MDL - Adjusted Method Detection Limit.

PQL - Practical Quantitation Limit.

RL - Reporting Limit - The lowest concentration value that meets project requirements for quantitative data with known precision and bias for a specific analyte in a specific matrix.

S - Surrogate

1,2-Diphenylhydrazine decomposes to and cannot be separated from Azobenzene using Method 8270. The result for each analyte is a combined concentration.

Consistent with EPA guidelines, unrounded data are displayed and have been used to calculate % recovery and RPD values.

LCS(D) - Laboratory Control Sample (Duplicate)

MS(D) - Matrix Spike (Duplicate)

DUP - Sample Duplicate

RPD - Relative Percent Difference

NC - Not Calculable.

SG - Silica Gel - Clean-Up

U - Indicates the compound was analyzed for, but not detected.

N-Nitrosodiphenylamine decomposes and cannot be separated from Diphenylamine using Method 8270. The result reported for each analyte is a combined concentration.

Reported results are not rounded until the final step prior to reporting. Therefore, calculated parameters that are typically reported as "Total" may vary slightly from the sum of the reported component parameters.

Act - Activity

Unc - Uncertainty: SDWA = 1.96 sigma count uncertainty, all other matrices = Expanded Uncertainty (95% confidence interval). Gamma Spec = Expanded Uncertainty (95.4% Confidence Interval)

(MDC) - Minimum Detectable Concentration

Trac - Tracer Recovery (%)

Carr - Carrier Recovery (%)

Pace Analytical is TNI accredited. Contact your Pace PM for the current list of accredited analytes.

TNI - The NELAC Institute.

ANALYTE QUALIFIERS

B	Analyte was detected in the associated method blank.
H3	Sample was received or analysis requested beyond the recognized method holding time.
M3	Matrix spike recovery was outside laboratory control limits due to matrix interferences.
N2	The lab does not hold NELAC/TNI accreditation for this parameter but other accreditations/certifications may apply. A complete list of accreditations/certifications is available upon request.

This report shall not be reproduced, except in full,
without the written consent of Pace Analytical Services, LLC.

Pace Analytical Services, LLC
7726 Moller Road
Indianapolis, IN 46268
(317)228-3100

QUALITY CONTROL DATA CROSS REFERENCE TABLE

Project: Eagle Valley P1R2
Pace Project No.: 50316216

Lab ID	Sample ID	QC Batch Method	QC Batch	Analytical Method	Analytical Batch
50316216001	**MW-18S**	EPA 9056	677370		
50316216002	**MW-18I**	EPA 9056	677373		
50316216003	**MW-18D**	EPA 9056	677373		
50316216004	**MW-19S**	EPA 9056	677373		
50316216005	**MW-19I**	EPA 9056	677373		
50316216006	**MW-19D**	EPA 9056	677373		
50316216001	**MW-18S**	EPA 3010	676914	EPA 6010	677629
50316216002	**MW-18I**	EPA 3010	676914	EPA 6010	677629
50316216003	**MW-18D**	EPA 3010	676914	EPA 6010	677629
50316216004	**MW-19S**	EPA 3010	676914	EPA 6010	677629
50316216005	**MW-19I**	EPA 3010	676914	EPA 6010	677629
50316216006	**MW-19D**	EPA 3010	676914	EPA 6010	677629
50316216001	**MW-18S**	EPA 3010	677124	EPA 6010	677492
50316216002	**MW-18I**	EPA 3010	677124	EPA 6010	677492
50316216003	**MW-18D**	EPA 3010	677124	EPA 6010	677492
50316216004	**MW-19S**	EPA 3010	677124	EPA 6010	677492
50316216005	**MW-19I**	EPA 3010	677124	EPA 6010	677492
50316216006	**MW-19D**	EPA 3010	677124	EPA 6010	677492
50316216001	**MW-18S**	EPA 200.2	676087	EPA 6020	676279
50316216002	**MW-18I**	EPA 200.2	676087	EPA 6020	676279
50316216003	**MW-18D**	EPA 200.2	676087	EPA 6020	676279
50316216004	**MW-19S**	EPA 200.2	676087	EPA 6020	676279
50316216005	**MW-19I**	EPA 200.2	676087	EPA 6020	676279
50316216006	**MW-19D**	EPA 200.2	676087	EPA 6020	676279
50316216001	**MW-18S**	EPA 903.1	506530		
50316216002	**MW-18I**	EPA 903.1	506530		
50316216003	**MW-18D**	EPA 903.1	506530		
50316216004	**MW-19S**	EPA 903.1	506530		
50316216005	**MW-19I**	EPA 903.1	506530		
50316216006	**MW-19D**	EPA 903.1	506530		
50316216001	**MW-18S**	EPA 904.0	506531		
50316216002	**MW-18I**	EPA 904.0	506531		
50316216003	**MW-18D**	EPA 904.0	506531		
50316216004	**MW-19S**	EPA 904.0	506531		
50316216005	**MW-19I**	EPA 904.0	506531		
50316216006	**MW-19D**	EPA 904.0	506531		
50316216001	**MW-18S**	Total Radium Calculation	513364		
50316216002	**MW-18I**	Total Radium Calculation	513364		
50316216003	**MW-18D**	Total Radium Calculation	513364		
50316216004	**MW-19S**	Total Radium Calculation	513364		
50316216005	**MW-19I**	Total Radium Calculation	513364		
50316216006	**MW-19D**	Total Radium Calculation	513364		
50316216001	**MW-18S**	SM 2320B	676826		
50316216002	**MW-18I**	SM 2320B	676826		
50316216003	**MW-18D**	SM 2320B	676826		

REPORT OF LABORATORY ANALYSIS

This report shall not be reproduced, except in full,
without the written consent of Pace Analytical Services, LLC.

Pace Analytical Services, LLC
7726 Moller Road
Indianapolis, IN 46268
(317)228-3100

QUALITY CONTROL DATA CROSS REFERENCE TABLE

Project: Eagle Valley P1R2
Pace Project No.: 50316216

Lab ID	Sample ID	QC Batch Method	QC Batch	Analytical Method	Analytical Batch
50316216004	**MW-19S**	SM 2320B	676826		
50316216005	**MW-19I**	SM 2320B	676826		
50316216006	**MW-19D**	SM 2320B	676826		
50316216001	**MW-18S**	SM 2540C	676571		
50316216002	**MW-18I**	SM 2540C	676571		
50316216003	**MW-18D**	SM 2540C	676571		
50316216004	**MW-19S**	SM 2540C	676571		
50316216005	**MW-19I**	SM 2540C	676571		
50316216006	**MW-19D**	SM 2540C	676571		
50316216001	**MW-18S**	SM 4500-H+B	676460		
50316216002	**MW-18I**	SM 4500-H+B	676460		
50316216003	**MW-18D**	SM 4500-H+B	676460		
50316216004	**MW-19S**	SM 4500-H+B	676460		
50316216005	**MW-19I**	SM 4500-H+B	676460		
50316216006	**MW-19D**	SM 4500-H+B	676460		
50316216001	**MW-18S**	SM 4500-S2-D	676052		
50316216002	**MW-18I**	SM 4500-S2-D	676052		
50316216003	**MW-18D**	SM 4500-S2-D	676052		
50316216004	**MW-19S**	SM 4500-S2-D	676052		
50316216005	**MW-19I**	SM 4500-S2-D	676052		
50316216006	**MW-19D**	SM 4500-S2-D	676052		
50316216001	**MW-18S**	HACH 8146	678174		
50316216002	**MW-18I**	HACH 8146	678187		
50316216003	**MW-18D**	HACH 8146	678187		
50316216004	**MW-19S**	HACH 8146	678187		
50316216005	**MW-19I**	HACH 8146	678187		
50316216006	**MW-19D**	HACH 8146	678187		
50316216001	**MW-18S**	EPA 353.2	675779		
50316216002	**MW-18I**	EPA 353.2	675779		
50316216003	**MW-18D**	EPA 353.2	675779		
50316216004	**MW-19S**	EPA 353.2	675779		
50316216005	**MW-19I**	EPA 353.2	675780		
50316216006	**MW-19D**	EPA 353.2	675780		
50316216001	**MW-18S**	EPA 365.1	675805	EPA 365.1	676392
50316216002	**MW-18I**	EPA 365.1	675805	EPA 365.1	676392
50316216003	**MW-18D**	EPA 365.1	675805	EPA 365.1	676392
50316216004	**MW-19S**	EPA 365.1	675805	EPA 365.1	676392
50316216005	**MW-19I**	EPA 365.1	675805	EPA 365.1	676392
50316216006	**MW-19D**	EPA 365.1	675805	EPA 365.1	676392
50316216001	**MW-18S**	SM 5310C	677210		
50316216002	**MW-18I**	SM 5310C	677210		
50316216003	**MW-18D**	SM 5310C	677210		
50316216004	**MW-19S**	SM 5310C	677210		
50316216005	**MW-19I**	SM 5310C	677210		

This report shall not be reproduced, except in full,
without the written consent of Pace Analytical Services, LLC.

Pace Analytical Services, LLC
7726 Moller Road
Indianapolis, IN 46268
(317)228-3100

QUALITY CONTROL DATA CROSS REFERENCE TABLE

Project: Eagle Valley P1R2
Pace Project No.: 50316216

Lab ID	Sample ID	QC Batch Method	QC Batch	Analytical Method	Analytical Batch
50316216006	**MW-19D**	SM 5310C	677210		
50316216001	**MW-18S**	SM 5310C	676938		
50316216002	**MW-18I**	SM 5310C	676938		
50316216003	**MW-18D**	SM 5310C	676938		
50316216004	**MW-19S**	SM 5310C	676938		
50316216005	**MW-19I**	SM 5310C	676938		
50316216006	**MW-19D**	SM 5310C	676938		

This report shall not be reproduced, except in full,
without the written consent of Pace Analytical Services, LLC.

WO# : 50316216

50316216

CHAIN-OF-CUSTODY / Analytical Request Document

The Chain-of-Custody is a LEGAL DOCUMENT. All relevant fields must be completed accurately.

Section C Invoice Information:		Required Project Information:	
Attention:	Accounts Payable	Report To:	Mark Breting
Company Name:	Atlas Indianapolis	Copy To:	
Address:		Purchase Order #:	
Pace Quote:		Project Name:	Eagle Valley Profile 1 Report 2
Pace Project Manager:	hayden.putt@pacelabs.com	Project #:	
Pace Profile #:	10498/18		

Company:	Atlas Indianapolis
Address:	7988 Centerpoint Drive
	Indianapolis, IN 46256
Email:	mark.breting@oneatlas.com
Phone:	NONE Fax:
Requested Due Date:	

Regulatory Agency	
State / Location	IN

SAMPLE ID
One Character per box.
(A-Z, 0-9 / , -)
Sample Ids must be unique

MATRIX CODE: Drinking Water DW; Water WT; Waste Water WW; Product P; Soil/Solid SL; Oil OL; Wipe WP; Air AR; Other OT; Tissue TS

ITEM #	SAMPLE ID	MATRIX CODE (see valid codes to left)	SAMPLE TYPE (G=GRAB C=COMP)	COLLECTED START DATE	COLLECTED START TIME	COLLECTED END DATE	COLLECTED END TIME	SAMPLE TEMP AT COLLECTION	# OF CONTAINERS	Preservatives: Unpreserved	H2SO4	HNO3	HCl	NaOH + ZnAcetate	Na2S2O3	Methanol	Other	Analyses Test Y/N	TDS / NO2,NO3-Wet	(Cl, F, SO4) IC	Metals, Total*	Metals Diss. Field Filtered**	Rad-228	Rad-226	Alkalinity, Ferrous Iron, pH	TOC by 5310C	DOC by 5310C	Sulfide	Phosphate	Residual Chlorine (Y/N)	
	Requested Analysis Filtered (Y/N)																					Y					Y				
13	MW-18S	WT				5.11.22	1015		11	3	3	4		1					X	X	X	X	X	X	X	X	X	X			GW1
14	MW-18I	WT					1120		11	3	3	4		1					X	X	X	X	X	X	X	X	X	X			GW2
15	MW-18D	WT					1207		11	3	3	4		1					X	X	X	X	X	X	X	X	X	X			GW3
16	MW-19S	WT					1310		11	3	3	4		1					X	X	X	X	X	X	X	X	X	X			GW4
17	MW-19I	WT					1340		11	3	3	4		1					X	X	X	X	X	X	X	X	X	X			GW5
18	MW-19D	WT					1415		11	3	3	4		1					X	X	X	X	X	X	X	X	X	X			GW6
19	DUP 2	WT							11	3	3	4		1					X	X	X	X	X	X	X	X	X	X			
20	FIELD BLANK 2	WT							9	2	2	4		1					X	X	X	X	X	X	X	X	X	X			
21																															
22																															
23																															
24																															

ADDITIONAL COMMENTS	RELINQUISHED BY / AFFILIATION	DATE	TIME	ACCEPTED BY / AFFILIATION	DATE	TIME	SAMPLE CONDITIONS			
* Metals: 6010 (Al, Ba, B, Fe, Mn, Mo, Ca, Mg, Na, K, Li, SiO2)	[signature] / Atlas	5.11.22	1527	M. Nunnery	5/11/22	1527	5.4	Y	N	Y
6020 (Co, As, Se, Sb)							5.2			
** Dissolved FF 6010 (Mo, Mn)										
Alkalinity = (Total , Bicarb & Carb)										

SAMPLER NAME AND SIGNATURE			
PRINT Name of SAMPLER:	Jay Hall		
SIGNATURE of SAMPLER:	[signature]	DATE Signed:	5.11.22

TEMP in C	Received on Ice (Y/N)	Custody Sealed Cooler (Y/N)	Samples Intact (Y/N)

Pace

SAMPLE CONDITION UPON RECEIPT FORM

Date/Time and Initials of person examining contents: MN 5/11/22 1604

1. **Courier:** ☐ FED EX ☐ UPS ☒ CLIENT ☐ PACE ☐ USPS ☐ OTHER _____
2. **Custody Seal on Cooler/Box Present:** ☐ Yes ☒ No
   (If yes)Seals Intact: ☐ Yes ☐ No **(leave blank if no seals were present)**
3. **Thermometer:** 1 2 3 4 5 6 A B C D E F
4. **Cooler Temperature(s):** 5.4|5.4 | 5.2|5.2 | | **(Initial/Corrected)** RECORD TEMPS OF ALL COOLERS RECEIVED (use Comments below to add more)
5. **Packing Material:** ☐ Bubble Wrap ☒ Bubble Bags ☐ None ☐ Other _____
6. **Ice Type:** ☒ Wet ☐ Blue ☐ None
7. **If temp. is over 6°C or under 0°C, was the PM notified?:** ☐ Yes ☐ No
   Cooler temp should be above freezing to 6°C

All discrepancies will be written out in the comments section below.

	Yes	No
USDA Regulated Soils? (HI, ID, NY, WA, OR,CA, NM, TX, OK, AR, LA, TN, AL, MS, NC, SC, GA, FL, or Puerto Rico)		✓
Short Hold Time Analysis (48 hours or less)? **Analysis:** Nitrates	✓	
Time 5035A TC placed in Freezer or Short Holds To Lab	Time:	
Rush TAT Requested (4 days or less):		✓
Custody Signatures Present?	✓	
Containers Intact?:	✓	
Sample Label (IDs/Dates/Times) Match COC?: Except TCs, which only require sample ID	✓	
Extra labels on Terracore Vials? (soils only)		

	Yes	No	N/A
All containers needing acid/base preservation have been pH CHECKED?: **Exceptions: VOA, coliform, LLHg, O&G, RAD CHEM, and any container with a septum cap or preserved with HCl.** **Circle: HNO3 (<2) H2SO4 (<2) NaOH (>10) NaOH/ZnAc (>9)** Any non-conformance to pH recommendations will be noted on the container count form	✓		
	Present	Absent	N/A
Residual Chlorine Check (SVOC 625 Pest/PCB 608)			✓
Residual Chlorine Check (Total/Amenable/Free Cyanide)			✓
Headspace Wisconsin Sulfide?			✓
	Present	Absent	No VOA Vials Sent
Headspace in VOA Vials (>6mm): See Containter Count form for details			✓
Trip Blank Present?		✓	
Trip Blank Custody Seals?:			✓

COMMENTS:

COC PAGE 1 of 1

Sample Container Count

SBS
DI
MeOH (only)
BK
Kit

** Place a RED dot on containers that are out of conformance **

COC Line Item	WGFU	R	DG9H VG9H	VOA VIAL HS (>6mm)	VG9U	DG9U	VG9T	AG0U	AG1H	AG1U	AG2U	AG3S	AG3SF	AG3C	BP1U	BP1N	BP2U	BP3U	BP3N	BP3F	BP3S	BP3B	BP3Z	CG3H	Syringe Kit			Matrix	HNO3/ H2SO4 pH <2	NaOH/ ZNAc pH >9	NaOH pH>10
1												1	1			2	1	2	1	1	1		1					WT	✓	✓	
2												↓	↓			↓	↓	↓	↓	↓	↓		↓					↓	↓	↓	
3																															
4																															
5																															
6												↓	↓			↓	↓	↓	↓	↓	↓		↓					↓	↓	↓	
7																															
8																															
9																															
10																															
11																															
12																															

Container Codes

Glass

DG9H	40mL HCl amber voa vial	BG1T	1L Na Thiosulfate clear glass	BP1B	1L NaOH plastic
DG9P	40mL TSP amber vial	BG1U	1L unpreserved glass	BP1N	1L HNO3 plastic
DG9S	40mL H2SO4 amber vial	BG3H	250mL HCl Clear Glass	BP1S	1L H2SO4 plastic
DG9T	40mL Na Thio amber vial	BG3U	250mL Unpres Clear Glass	BP1U	1L unpreserved plastic
DG9U	40mL unpreserved amber vial	AG0U	100mL unpres amber glass	BP1Z	1L NaOH, Zn, Ac
VG9H	40mL HCl clear vial	AG1H	1L HCl amber glass	BP2N	500mL HNO3 plastic
VG9T	40mL Na Thio. clear vial	AG1S	1L H2SO4 amber glass	BP2C	500mL NaOH plastic
VG9U	40mL unpreserved clear vial	AG1T	1L Na Thiosulfate amber glass	BP2S	500mL H2SO4 plastic
I	40mL w/hexane wipe vial	AG1U	1liter unpres amber glass	BP2U	500mL unpreserved plastic
WGKU	8oz unpreserved clear jar	AG2N	500mL HNO3 amber glass	BP2Z	500mL NaOH, Zn Ac
WGFU	4oz clear soil jar	AG2S	500mL H2SO4 amber glass	BP3B	250mL NaOH plastic
JGFU	4oz unpreserved amber wide	AG2U	500mL unpres amber glass	BP3N	250mL HNO3 plastic
CG3H	250mL clear glass HCl	AG3S	250mL H2SO4 amber glass	BP3F	250mL HNO3 plastic-field filtered
BG1H	1L HCl clear glass	AG3SF	250mL H2SO4 amb glass -field filtered	BP3U	250mL unpreserved plastic
BG1S	1L H2SO4 clear glass	AG3U	250mL unpres amber glass	BP3S	250mL H2SO4 plastic
GN	General	AG3C	250mL NaOH amber glass	BP3Z	250mL NaOH, ZnAc plastic

Plastic / Misc.

BP4U	125mL unpreserved plastic
BP4N	125mL HNO3 plastic
BP4S	125mL H2SO4 plastic

Syringe Kit	LL Cr+6 sampling kit

AF	Air Filter
C	Air Cassettes
R	Terracore kit
SP5T	120mL Coliform Na Thiosulfate
U	Summa Can
ZPLC	Ziploc Bag

WT		Water	
SL		Solid	
NAL	OL	Non-aqueous liquid	Oil
WP		Wipe	

Pace Analytical Services, LLC
7726 Moller Road
Indianapolis, IN 46268
(317)228-3100

July 27, 2022

Mr. Mark Breting
ATC Group Services
7988 Centerpoint Drive
Suite 100
Indianapolis, IN 46256

RE: Project: Eagle Valley P1R1
Pace Project No.: 50316224

Dear Mr. Breting:

Enclosed are the analytical results for sample(s) received by the laboratory on May 11, 2022. The results relate only to the samples included in this report. Results reported herein conform to the applicable TNI/NELAC Standards and the laboratory's Quality Manual, where applicable, unless otherwise noted in the body of the report.

The test results provided in this final report were generated by each of the following laboratories within the Pace Network:

- Pace Analytical Services - Indianapolis
- Pace Analytical Services - Greensburg

If you have any questions concerning this report, please feel free to contact me.

Sincerely,

Randal Rastorfer for
Hayden Putt
hayden.putt@pacelabs.com
(317)228-3145
Project Manager

Enclosures

cc: Mr. Robert Miller, Haley & Aldrich

Pace Analytical Services, LLC
7726 Moller Road
Indianapolis, IN 46268
(317)228-3100

CERTIFICATIONS

Project: Eagle Valley P1R1
Pace Project No.: 50316224

Pace Analytical Services Pennsylvania

1638 Roseytown Rd Suites 2,3&4, Greensburg, PA 15601
ANAB DOD-ELAP Rad Accreditation #: L2417
Alabama Certification #: 41590
Arizona Certification #: AZ0734
Arkansas Certification
California Certification #: 04222CA
Colorado Certification #: PA01547
Connecticut Certification #: PH-0694
Delaware Certification
EPA Region 4 DW Rad
Florida/TNI Certification #: E87683
Georgia Certification #: C040
Florida: Cert E871149 SEKS WET
Guam Certification
Hawaii Certification
Idaho Certification
Illinois Certification
Indiana Certification
Iowa Certification #: 391
Kansas/TNI Certification #: E-10358
Kentucky Certification #: KY90133
KY WW Permit #: KY0098221
KY WW Permit #: KY0000221
Louisiana DHH/TNI Certification #: LA180012
Louisiana DEQ/TNI Certification #: 4086
Maine Certification #: 2017020
Maryland Certification #: 308
Massachusetts Certification #: M-PA1457
Michigan/PADEP Certification #: 9991
Missouri Certification #: 235
Montana Certification #: Cert0082
Nebraska Certification #: NE-OS-29-14
Nevada Certification #: PA014572018-1
New Hampshire/TNI Certification #: 297617
New Jersey/TNI Certification #: PA051
New Mexico Certification #: PA01457
New York/TNI Certification #: 10888
North Carolina Certification #: 42706
North Dakota Certification #: R-190
Ohio EPA Rad Approval: #41249
Oregon/TNI Certification #: PA200002-010
Pennsylvania/TNI Certification #: 65-00282
Puerto Rico Certification #: PA01457
Rhode Island Certification #: 65-00282
South Dakota Certification
Tennessee Certification #: 02867
Texas/TNI Certification #: T104704188-17-3
Utah/TNI Certification #: PA014572017-9
USDA Soil Permit #: P330-17-00091
Vermont Dept. of Health: ID# VT-0282
Virgin Island/PADEP Certification
Virginia/VELAP Certification #: 460198
Washington Certification #: C868
West Virginia DEP Certification #: 143
West Virginia DHHR Certification #: 9964C
Wisconsin Approve List for Rad
Wyoming Certification #: 8TMS-L

Pace Analytical Services Indianapolis

7726 Moller Road, Indianapolis, IN 46268
Illinois Accreditation #: 200074
Indiana Drinking Water Laboratory #: C-49-06
Kansas/TNI Certification #: E-10177
Kentucky UST Agency Interest #: 80226
Kentucky WW Laboratory ID #: 98019
Michigan Drinking Water Laboratory #9050
Ohio VAP Certified Laboratory #: CL0065
Oklahoma Laboratory #: 9204
Texas Certification #: T104704355
Wisconsin Laboratory #: 999788130
USDA Soil Permit #: P330-19-00257

This report shall not be reproduced, except in full,
without the written consent of Pace Analytical Services, LLC.

Pace Analytical Services, LLC
7726 Moller Road
Indianapolis, IN 46268
(317)228-3100

SAMPLE SUMMARY

Project: Eagle Valley P1R1
Pace Project No.: 50316224

Lab ID	Sample ID	Matrix	Date Collected	Date Received
50316224001	**MW-1S**	Water	05/10/22 10:55	05/11/22 15:45
50316224002	**MW-1I**	Water	05/10/22 12:05	05/11/22 15:45
50316224003	**MW-1D**	Water	05/10/22 13:35	05/11/22 15:45
50316224004	**MW-1D MS**	Water	05/10/22 13:35	05/11/22 15:45
50316224005	**MW-1D MSD**	Water	05/10/22 13:35	05/11/22 15:45
50316224006	**MW-4S**	Water	05/10/22 13:26	05/11/22 15:45
50316224007	**MW-4I**	Water	05/10/22 12:15	05/11/22 15:45
50316224008	**MW-4D**	Water	05/10/22 10:45	05/11/22 15:45
50316224009	**DUP 1**	Water	05/10/22 00:00	05/11/22 15:45

This report shall not be reproduced, except in full,
without the written consent of Pace Analytical Services, LLC.

Pace Analytical Services, LLC
7726 Moller Road
Indianapolis, IN 46268
(317)228-3100

SAMPLE ANALYTE COUNT

Project: Eagle Valley P1R1
Pace Project No.: 50316224

Lab ID	Sample ID	Method	Analysts	Analytes Reported	Laboratory
50316224001	**MW-1S**	EPA 9056	RMR	3	PASI-I
		EPA 6010	DJS	15	PASI-I
		EPA 6010	JPK	2	PASI-I
		EPA 6020	CAW	6	PASI-I
		EPA 7470	EAE	1	PASI-I
		EPA 903.1	SLC	1	PASI-PA
		EPA 904.0	VAL	1	PASI-PA
		Total Radium Calculation	JAL	1	PASI-PA
		SM 2320B	SLB	3	PASI-I
		SM 2540C	BSW	1	PASI-I
		SM 4500-H+B	SWJ	1	PASI-I
		SM 4500-S2-D	SWJ	1	PASI-I
		HACH 8146	ZM	1	PASI-I
		EPA 353.2	OAS	2	PASI-I
		EPA 365.1	ZM	1	PASI-I
		SM 5310C	ZM	1	PASI-I
		SM 5310C	ZM	1	PASI-I
50316224002	**MW-1I**	EPA 9056	RMR	3	PASI-I
		EPA 6010	DJS	15	PASI-I
		EPA 6010	JPK	2	PASI-I
		EPA 6020	CAW	6	PASI-I
		EPA 7470	EAE	1	PASI-I
		EPA 903.1	SLC	1	PASI-PA
		EPA 904.0	VAL	1	PASI-PA
		Total Radium Calculation	JAL	1	PASI-PA
		SM 2320B	SLB	3	PASI-I
		SM 2540C	BSW	1	PASI-I
		SM 4500-H+B	SWJ	1	PASI-I
		SM 4500-S2-D	SWJ	1	PASI-I
		HACH 8146	ZM	1	PASI-I
		EPA 353.2	OAS	2	PASI-I
		EPA 365.1	ZM	1	PASI-I
		SM 5310C	ZM	1	PASI-I
		SM 5310C	ZM	1	PASI-I
50316224003	**MW-1D**	EPA 9056	RMR	3	PASI-I
		EPA 6010	DJS	15	PASI-I
		EPA 6010	JPK	2	PASI-I

This report shall not be reproduced, except in full,
without the written consent of Pace Analytical Services, LLC.

Pace Analytical Services, LLC
7726 Moller Road
Indianapolis, IN 46268
(317)228-3100

SAMPLE ANALYTE COUNT

Project: Eagle Valley P1R1
Pace Project No.: 50316224

Lab ID	Sample ID	Method	Analysts	Analytes Reported	Laboratory
		EPA 6020	CAW	6	PASI-I
		EPA 7470	EAE	1	PASI-I
		EPA 903.1	SLC	1	PASI-PA
		EPA 904.0	VAL	1	PASI-PA
		Total Radium Calculation	JAL	1	PASI-PA
		SM 2320B	SLB	3	PASI-I
		SM 2540C	BSW	1	PASI-I
		SM 4500-H+B	SWJ	1	PASI-I
		SM 4500-S2-D	SWJ	1	PASI-I
		HACH 8146	ZM	1	PASI-I
		EPA 353.2	OAS	2	PASI-I
		EPA 365.1	ZM	1	PASI-I
		SM 5310C	ZM	1	PASI-I
		SM 5310C	ZM	1	PASI-I
50316224004	**MW-1D MS**	EPA 903.1	SLC	1	PASI-PA
		EPA 904.0	VAL	1	PASI-PA
50316224005	**MW-1D MSD**	EPA 903.1	SLC	1	PASI-PA
		EPA 904.0	VAL	1	PASI-PA
50316224006	**MW-4S**	EPA 9056	RMR	3	PASI-I
		EPA 6010	DJS	15	PASI-I
		EPA 6010	JPK	2	PASI-I
		EPA 6020	CAW	6	PASI-I
		EPA 7470	EAE	1	PASI-I
		EPA 903.1	SLC	1	PASI-PA
		EPA 904.0	VAL	1	PASI-PA
		Total Radium Calculation	JAL	1	PASI-PA
		SM 2320B	SLB	3	PASI-I
		SM 2540C	BSW	1	PASI-I
		SM 4500-H+B	SWJ	1	PASI-I
		SM 4500-S2-D	SWJ	1	PASI-I
		HACH 8146	ZM	1	PASI-I
		EPA 353.2	OAS	2	PASI-I
		EPA 365.1	ZM	1	PASI-I
		SM 5310C	ZM	1	PASI-I
		SM 5310C	ZM	1	PASI-I
50316224007	**MW-4I**	EPA 9056	RMR	3	PASI-I
		EPA 6010	DJS	15	PASI-I

This report shall not be reproduced, except in full,
without the written consent of Pace Analytical Services, LLC.

Pace Analytical Services, LLC
7726 Moller Road
Indianapolis, IN 46268
(317)228-3100

SAMPLE ANALYTE COUNT

Project: Eagle Valley P1R1
Pace Project No.: 50316224

Lab ID	Sample ID	Method	Analysts	Analytes Reported	Laboratory
		EPA 6010	JPK	2	PASI-I
		EPA 6020	CAW	6	PASI-I
		EPA 7470	EAE	1	PASI-I
		EPA 903.1	SLC	1	PASI-PA
		EPA 904.0	VAL	1	PASI-PA
		Total Radium Calculation	JAL	1	PASI-PA
		SM 2320B	SLB	3	PASI-I
		SM 2540C	BSW	1	PASI-I
		SM 4500-H+B	SWJ	1	PASI-I
		SM 4500-S2-D	SWJ	1	PASI-I
		HACH 8146	ZM	1	PASI-I
		EPA 353.2	OAS	2	PASI-I
		EPA 365.1	ZM	1	PASI-I
		SM 5310C	ZM	1	PASI-I
		SM 5310C	ZM	1	PASI-I
50316224008	**MW-4D**	EPA 9056	RMR	3	PASI-I
		EPA 6010	DJS	15	PASI-I
		EPA 6010	JPK	2	PASI-I
		EPA 6020	CAW	6	PASI-I
		EPA 7470	EAE	1	PASI-I
		EPA 903.1	SLC	1	PASI-PA
		EPA 904.0	VAL	1	PASI-PA
		Total Radium Calculation	JAL	1	PASI-PA
		SM 2320B	SLB	3	PASI-I
		SM 2540C	BSW	1	PASI-I
		SM 4500-H+B	SWJ	1	PASI-I
		SM 4500-S2-D	SWJ	1	PASI-I
		HACH 8146	ZM	1	PASI-I
		EPA 353.2	OAS	2	PASI-I
		EPA 365.1	ZM	1	PASI-I
		SM 5310C	ZM	1	PASI-I
		SM 5310C	ZM	1	PASI-I
50316224009	**DUP 1**	EPA 9056	RMR	3	PASI-I
		EPA 6010	DJS	15	PASI-I
		EPA 6010	JPK	2	PASI-I
		EPA 6020	CAW	6	PASI-I
		EPA 7470	EAE	1	PASI-I

This report shall not be reproduced, except in full,
without the written consent of Pace Analytical Services, LLC.

Pace Analytical Services, LLC
7726 Moller Road
Indianapolis, IN 46268
(317)228-3100

SAMPLE ANALYTE COUNT

Project: Eagle Valley P1R1
Pace Project No.: 50316224

Lab ID	Sample ID	Method	Analysts	Analytes Reported	Laboratory
		EPA 903.1	SLC	1	PASI-PA
		EPA 904.0	VAL	1	PASI-PA
		Total Radium Calculation	JAL	1	PASI-PA
		SM 2320B	SLB	3	PASI-I
		SM 2540C	BSW	1	PASI-I
		SM 4500-H+B	SWJ	1	PASI-I
		SM 4500-S2-D	SWJ	1	PASI-I
		HACH 8146	ZM	1	PASI-I
		EPA 353.2	OAS	2	PASI-I
		EPA 365.1	ZM	1	PASI-I
		SM 5310C	ZM	1	PASI-I
		SM 5310C	ZM	1	PASI-I

PASI-I = Pace Analytical Services - Indianapolis
PASI-PA = Pace Analytical Services - Greensburg

This report shall not be reproduced, except in full,
without the written consent of Pace Analytical Services, LLC.

Pace Analytical Services, LLC
7726 Moller Road
Indianapolis, IN 46268
(317)228-3100

SUMMARY OF DETECTION

Project: Eagle Valley P1R1
Pace Project No.: 50316224

Lab Sample ID / Method	Client Sample ID / Parameters	Result	Units	Report Limit	Analyzed	Qualifiers
50316224001	**MW-1S**					
EPA 9056	Chloride	34.0	mg/L	2.5	05/21/22 04:16	
EPA 9056	Fluoride	0.12	mg/L	0.10	05/21/22 03:59	
EPA 9056	Sulfate	330	mg/L	25.0	05/21/22 04:33	
EPA 6010	Barium	79.7	ug/L	10.0	05/22/22 11:45	
EPA 6010	Boron	3880	ug/L	100	05/22/22 11:45	
EPA 6010	Calcium	212000	ug/L	2000	05/22/22 12:56	
EPA 6010	Iron	307	ug/L	100	05/22/22 11:45	
EPA 6010	Lithium	102	ug/L	20.0	05/22/22 11:45	
EPA 6010	Magnesium	54600	ug/L	1000	05/22/22 11:45	
EPA 6010	Manganese	18.7	ug/L	10.0	05/22/22 11:45	
EPA 6010	Molybdenum	24.8	ug/L	10.0	05/22/22 11:45	
EPA 6010	Potassium	8650	ug/L	1000	05/22/22 11:45	
EPA 6010	Silica	13700	ug/L	450	05/22/22 11:45	N2
EPA 6010	Sodium	58200	ug/L	1000	05/22/22 11:45	
EPA 6010	Molybdenum, Dissolved	25.4	ug/L	10.0	05/22/22 02:20	
EPA 6020	Antimony	1.7	ug/L	1.0	05/16/22 19:45	
EPA 6020	Arsenic	3.8	ug/L	1.0	05/16/22 19:45	
EPA 6020	Selenium	19.8	ug/L	1.0	05/16/22 19:45	
EPA 903.1	Radium-226	0.191 ± 0.514 (0.954) C:NA T:95%	pCi/L		06/23/22 12:55	
EPA 904.0	Radium-228	0.162 ± 0.229 (0.489) C:82% T:91%	pCi/L		06/17/22 11:44	
Total Radium Calculation	Total Radium	0.353 ± 0.743 (1.44)	pCi/L		06/24/22 17:46	
SM 2320B	Alkalinity, Total as CaCO3	531	mg/L	2.0	05/18/22 17:48	
SM 2320B	Alkalinity,Bicarbonate (CaCO3)	531	mg/L	2.0	05/18/22 17:48	
SM 2540C	Total Dissolved Solids	1020	mg/L	20.0	05/17/22 13:16	
SM 4500-H+B	pH at 25 Degrees C	6.9	Std. Units	0.10	05/16/22 14:41	H3
EPA 353.2	Nitrogen, Nitrate	1.4	mg/L	0.10	05/12/22 08:48	
SM 5310C	Dissolved Organic Carbon	1.4	mg/L	1.0	05/22/22 23:48	
50316224002	**MW-1I**					
EPA 9056	Chloride	94.4	mg/L	2.5	05/21/22 05:07	
EPA 9056	Fluoride	0.29	mg/L	0.10	05/21/22 04:50	
EPA 9056	Sulfate	80.8	mg/L	2.5	05/21/22 05:07	
EPA 6010	Barium	54.1	ug/L	10.0	05/22/22 11:48	
EPA 6010	Boron	844	ug/L	100	05/22/22 11:48	
EPA 6010	Calcium	71600	ug/L	1000	05/22/22 11:48	
EPA 6010	Lithium	86.9	ug/L	20.0	05/22/22 11:48	
EPA 6010	Magnesium	23300	ug/L	1000	05/22/22 11:48	
EPA 6010	Manganese	217	ug/L	10.0	05/22/22 11:48	
EPA 6010	Molybdenum	96.3	ug/L	10.0	05/22/22 11:48	
EPA 6010	Potassium	7680	ug/L	1000	05/22/22 11:48	
EPA 6010	Silica	9020	ug/L	450	05/22/22 11:48	N2

This report shall not be reproduced, except in full,
without the written consent of Pace Analytical Services, LLC.

Pace Analytical Services, LLC
7726 Moller Road
Indianapolis, IN 46268
(317)228-3100

SUMMARY OF DETECTION

Project: Eagle Valley P1R1
Pace Project No.: 50316224

Lab Sample ID / Method	Client Sample ID / Parameters	Result	Units	Report Limit	Analyzed	Qualifiers
50316224002	**MW-1I**					
EPA 6010	Sodium	74300	ug/L	1000	05/22/22 11:48	
EPA 6010	Manganese, Dissolved	227	ug/L	10.0	05/22/22 02:22	
EPA 6010	Molybdenum, Dissolved	97.6	ug/L	10.0	05/22/22 02:22	
EPA 903.1	Radium-226	0.847 ± 0.613 (0.853) C:NA T:94%	pCi/L		06/23/22 12:55	
EPA 904.0	Radium-228	0.308 ± 0.255 (0.503) C:82% T:96%	pCi/L		06/17/22 11:44	
Total Radium Calculation	Total Radium	1.16 ± 0.868 (1.36)	pCi/L		06/24/22 17:46	
SM 2320B	Alkalinity, Total as CaCO3	250	mg/L	2.0	05/18/22 16:09	
SM 2320B	Alkalinity,Bicarbonate (CaCO3)	250	mg/L	2.0	05/18/22 16:09	
SM 2540C	Total Dissolved Solids	490	mg/L	10.0	05/17/22 13:17	
SM 4500-H+B	pH at 25 Degrees C	7.5	Std. Units	0.10	05/16/22 14:42	H3
SM 5310C	Dissolved Organic Carbon	1.9	mg/L	1.0	05/22/22 23:59	
50316224003	**MW-1D**					
EPA 9056	Chloride	88.8	mg/L	2.5	05/21/22 06:32	
EPA 9056	Fluoride	0.32	mg/L	0.10	05/21/22 05:41	
EPA 9056	Sulfate	88.0	mg/L	2.5	05/21/22 06:32	
EPA 6010	Barium	60.9	ug/L	10.0	05/22/22 11:50	
EPA 6010	Boron	867	ug/L	100	05/22/22 11:50	
EPA 6010	Calcium	70000	ug/L	1000	05/22/22 11:50	
EPA 6010	Iron	1580	ug/L	100	05/22/22 11:50	
EPA 6010	Lithium	84.5	ug/L	20.0	05/22/22 11:50	
EPA 6010	Magnesium	19400	ug/L	1000	05/22/22 11:50	
EPA 6010	Manganese	316	ug/L	10.0	05/22/22 11:50	
EPA 6010	Molybdenum	104	ug/L	10.0	05/22/22 11:50	
EPA 6010	Potassium	7390	ug/L	1000	05/22/22 11:50	
EPA 6010	Silica	9130	ug/L	450	05/22/22 11:50	N2
EPA 6010	Sodium	75700	ug/L	1000	05/22/22 11:50	
EPA 6010	Manganese, Dissolved	309	ug/L	10.0	05/22/22 02:24	
EPA 6010	Molybdenum, Dissolved	102	ug/L	10.0	05/22/22 02:24	
EPA 6020	Arsenic	3.7	ug/L	1.0	05/16/22 19:12	
EPA 903.1	Radium-226	0.225 ± 0.349 (0.605) C:NA T:96%	pCi/L		06/23/22 12:55	
EPA 904.0	Radium-228	0.520 ± 0.308 (0.562) C:78% T:97%	pCi/L		06/17/22 11:45	
Total Radium Calculation	Total Radium	0.745 ± 0.657 (1.17)	pCi/L		06/24/22 17:46	

REPORT OF LABORATORY ANALYSIS

This report shall not be reproduced, except in full,
without the written consent of Pace Analytical Services, LLC.

Pace Analytical Services, LLC
7726 Moller Road
Indianapolis, IN 46268
(317)228-3100

SUMMARY OF DETECTION

Project: Eagle Valley P1R1
Pace Project No.: 50316224

Lab Sample ID / Method	Client Sample ID / Parameters	Result	Units	Report Limit	Analyzed	Qualifiers
50316224003	**MW-1D**					
SM 2320B	Alkalinity, Total as CaCO3	235	mg/L	2.0	05/18/22 16:09	
SM 2320B	Alkalinity,Bicarbonate (CaCO3)	235	mg/L	2.0	05/18/22 16:09	
SM 2540C	Total Dissolved Solids	477	mg/L	10.0	05/17/22 13:17	
SM 4500-H+B	pH at 25 Degrees C	7.8	Std. Units	0.10	05/16/22 14:44	H3
EPA 365.1	Phosphate as P04	0.49	mg/L	0.15	05/14/22 14:39	
SM 5310C	Dissolved Organic Carbon	1.2	mg/L	1.0	05/23/22 00:33	
50316224004	**MW-1D MS**					
EPA 903.1	Radium-226	104.24 %REC ± NA (NA) C:NA T:NA%	pCi/L		06/23/22 12:55	
EPA 904.0	Radium-228	75.93 %REC ± NA (NA) C:NA T:NA	pCi/L		06/17/22 14:53	
50316224005	**MW-1D MSD**					
EPA 903.1	Radium-226	96.85 %REC 7.35 RPD ± NA (NA) C:NA T:NA%	pCi/L		06/23/22 12:55	
EPA 904.0	Radium-228	70.54 %REC 7.36 RPD ± NA (NA) C:NA T:NA	pCi/L		06/17/22 14:53	
50316224006	**MW-4S**					
EPA 9056	Chloride	145	mg/L	25.0	05/23/22 18:48	
EPA 9056	Fluoride	0.27	mg/L	0.10	05/21/22 08:47	
EPA 9056	Sulfate	364	mg/L	25.0	05/23/22 18:48	
EPA 6010	Barium	122	ug/L	10.0	05/22/22 12:05	
EPA 6010	Boron	606	ug/L	100	05/22/22 12:05	
EPA 6010	Calcium	145000	ug/L	1000	05/22/22 12:05	
EPA 6010	Lithium	27.9	ug/L	20.0	05/22/22 12:05	
EPA 6010	Magnesium	35500	ug/L	1000	05/22/22 12:05	
EPA 6010	Molybdenum	45.7	ug/L	10.0	05/22/22 12:05	
EPA 6010	Potassium	7430	ug/L	1000	05/22/22 12:05	
EPA 6010	Silica	11600	ug/L	450	05/22/22 12:05	N2
EPA 6010	Sodium	108000	ug/L	1000	05/22/22 12:05	
EPA 6010	Molybdenum, Dissolved	46.1	ug/L	10.0	05/22/22 02:38	
EPA 6020	Arsenic	3.8	ug/L	1.0	05/16/22 19:55	
EPA 903.1	Radium-226	0.381 ± 0.468 (0.763) C:NA T:93%	pCi/L		06/23/22 12:55	

REPORT OF LABORATORY ANALYSIS

This report shall not be reproduced, except in full,
without the written consent of Pace Analytical Services, LLC.

Pace Analytical Services, LLC
7726 Moller Road
Indianapolis, IN 46268
(317)228-3100

SUMMARY OF DETECTION

Project: Eagle Valley P1R1
Pace Project No.: 50316224

Lab Sample ID / Method	Client Sample ID / Parameters	Result	Units	Report Limit	Analyzed	Qualifiers
50316224006	**MW-4S**					
EPA 904.0	Radium-228	0.447 ± 0.289 (0.537) C:85% T:93%	pCi/L		06/17/22 14:53	
Total Radium Calculation	Total Radium	0.828 ± 0.757 (1.30)	pCi/L		06/24/22 17:46	
SM 2320B	Alkalinity, Total as CaCO3	200	mg/L	2.0	05/18/22 16:09	
SM 2320B	Alkalinity,Bicarbonate (CaCO3)	200	mg/L	2.0	05/18/22 16:09	
SM 2540C	Total Dissolved Solids	878	mg/L	20.0	05/17/22 13:18	
SM 4500-H+B	pH at 25 Degrees C	7.5	Std. Units	0.10	05/16/22 14:46	H3
EPA 353.2	Nitrogen, Nitrate	0.21	mg/L	0.10	05/12/22 09:01	
EPA 365.1	Phosphate as P04	0.92	mg/L	0.15	05/14/22 14:40	
SM 5310C	Total Organic Carbon	2.1	mg/L	1.0	05/21/22 23:25	
SM 5310C	Dissolved Organic Carbon	2.8	mg/L	1.0	05/23/22 01:08	
50316224007	**MW-4I**					
EPA 9056	Chloride	108	mg/L	2.5	05/23/22 19:21	
EPA 9056	Fluoride	0.36	mg/L	0.10	05/23/22 19:04	
EPA 9056	Sulfate	120	mg/L	2.5	05/23/22 19:21	
EPA 6010	Barium	70.7	ug/L	10.0	05/22/22 12:07	
EPA 6010	Boron	177	ug/L	100	05/22/22 12:07	
EPA 6010	Calcium	84100	ug/L	1000	05/22/22 12:07	
EPA 6010	Iron	537	ug/L	100	05/22/22 12:07	
EPA 6010	Magnesium	26700	ug/L	1000	05/22/22 12:07	
EPA 6010	Manganese	165	ug/L	10.0	05/22/22 12:07	
EPA 6010	Molybdenum	12.4	ug/L	10.0	05/22/22 12:07	
EPA 6010	Potassium	3670	ug/L	1000	05/22/22 12:07	
EPA 6010	Silica	9990	ug/L	450	05/22/22 12:07	N2
EPA 6010	Sodium	73300	ug/L	1000	05/22/22 12:07	
EPA 6010	Manganese, Dissolved	172	ug/L	10.0	05/22/22 02:40	
EPA 6010	Molybdenum, Dissolved	11.6	ug/L	10.0	05/22/22 02:40	
EPA 6020	Arsenic	1.1	ug/L	1.0	05/16/22 20:09	
EPA 903.1	Radium-226	0.390 ± 0.293 (0.151) C:NA T:95%	pCi/L		06/23/22 12:55	
EPA 904.0	Radium-228	0.578 ± 0.328 (0.592) C:82% T:94%	pCi/L		06/17/22 14:53	
Total Radium Calculation	Total Radium	0.968 ± 0.621 (0.743)	pCi/L		06/24/22 17:46	
SM 2320B	Alkalinity, Total as CaCO3	247	mg/L	2.0	05/18/22 16:09	
SM 2320B	Alkalinity,Bicarbonate (CaCO3)	247	mg/L	2.0	05/18/22 16:09	
SM 2540C	Total Dissolved Solids	553	mg/L	10.0	05/17/22 13:18	
SM 4500-H+B	pH at 25 Degrees C	7.7	Std. Units	0.10	05/16/22 14:46	H3
EPA 353.2	Nitrogen, Nitrate	0.22	mg/L	0.10	05/12/22 08:53	

REPORT OF LABORATORY ANALYSIS

This report shall not be reproduced, except in full,
without the written consent of Pace Analytical Services, LLC.

Pace Analytical Services, LLC
7726 Moller Road
Indianapolis, IN 46268
(317)228-3100

SUMMARY OF DETECTION

Project: Eagle Valley P1R1
Pace Project No.: 50316224

Lab Sample ID / Method	Client Sample ID / Parameters	Result	Units	Report Limit	Analyzed	Qualifiers
50316224007	**MW-4I**					
SM 5310C	Total Organic Carbon	1.3	mg/L	1.0	05/21/22 23:36	
SM 5310C	Dissolved Organic Carbon	2.1	mg/L	1.0	05/23/22 01:19	
50316224008	**MW-4D**					
EPA 9056	Chloride	83.4	mg/L	2.5	05/23/22 20:12	
EPA 9056	Fluoride	0.29	mg/L	0.10	05/23/22 19:55	
EPA 9056	Sulfate	65.1	mg/L	2.5	05/23/22 20:12	
EPA 6010	Barium	67.9	ug/L	10.0	05/22/22 12:09	
EPA 6010	Boron	138	ug/L	100	05/22/22 12:09	
EPA 6010	Calcium	70200	ug/L	1000	05/22/22 12:09	
EPA 6010	Iron	1170	ug/L	100	05/22/22 12:09	
EPA 6010	Magnesium	22600	ug/L	1000	05/22/22 12:09	
EPA 6010	Manganese	193	ug/L	10.0	05/22/22 12:09	
EPA 6010	Molybdenum	15.7	ug/L	10.0	05/22/22 12:09	
EPA 6010	Potassium	3400	ug/L	1000	05/22/22 12:09	
EPA 6010	Silica	10600	ug/L	450	05/22/22 12:09	N2
EPA 6010	Sodium	64100	ug/L	1000	05/22/22 12:09	
EPA 6010	Manganese, Dissolved	194	ug/L	10.0	05/22/22 02:43	
EPA 6010	Molybdenum, Dissolved	15.3	ug/L	10.0	05/22/22 02:43	
EPA 6020	Arsenic	4.7	ug/L	1.0	05/16/22 20:14	
EPA 903.1	Radium-226	0.185 ± 0.320 (0.572) C:NA T:90%	pCi/L		06/23/22 13:15	
EPA 904.0	Radium-228	0.0710 ± 0.429 (0.976) C:68% T:91%	pCi/L		06/17/22 16:35	
Total Radium Calculation	Total Radium	0.256 ± 0.749 (1.55)	pCi/L		06/24/22 17:46	
SM 2320B	Alkalinity, Total as CaCO3	251	mg/L	2.0	05/18/22 16:09	
SM 2320B	Alkalinity,Bicarbonate (CaCO3)	251	mg/L	2.0	05/18/22 16:09	
SM 2540C	Total Dissolved Solids	451	mg/L	10.0	05/17/22 13:18	
SM 4500-H+B	pH at 25 Degrees C	7.9	Std. Units	0.10	05/16/22 14:47	H3
EPA 353.2	Nitrogen, Nitrate	0.25	mg/L	0.10	05/12/22 08:46	
EPA 365.1	Phosphate as P04	0.18	mg/L	0.15	05/14/22 16:06	
SM 5310C	Total Organic Carbon	1.3	mg/L	1.0	05/21/22 23:47	
SM 5310C	Dissolved Organic Carbon	1.4	mg/L	1.0	05/23/22 01:30	
50316224009	**DUP 1**					
EPA 9056	Chloride	82.2	mg/L	2.5	05/23/22 21:03	
EPA 9056	Fluoride	0.29	mg/L	0.10	05/23/22 20:46	
EPA 9056	Sulfate	65.1	mg/L	2.5	05/23/22 21:03	
EPA 6010	Barium	68.3	ug/L	10.0	05/22/22 12:12	
EPA 6010	Boron	139	ug/L	100	05/22/22 12:12	
EPA 6010	Calcium	70600	ug/L	1000	05/22/22 12:12	
EPA 6010	Iron	1100	ug/L	100	05/22/22 12:12	
EPA 6010	Magnesium	22800	ug/L	1000	05/22/22 12:12	

REPORT OF LABORATORY ANALYSIS

This report shall not be reproduced, except in full,
without the written consent of Pace Analytical Services, LLC.

Pace Analytical Services, LLC
7726 Moller Road
Indianapolis, IN 46268
(317)228-3100

SUMMARY OF DETECTION

Project: Eagle Valley P1R1
Pace Project No.: 50316224

Lab Sample ID / Method	Client Sample ID / Parameters	Result	Units	Report Limit	Analyzed	Qualifiers
50316224009	**DUP 1**					
EPA 6010	Manganese	191	ug/L	10.0	05/22/22 12:12	
EPA 6010	Molybdenum	15.9	ug/L	10.0	05/22/22 12:12	
EPA 6010	Potassium	3440	ug/L	1000	05/22/22 12:12	
EPA 6010	Silica	10600	ug/L	450	05/22/22 12:12	N2
EPA 6010	Sodium	65300	ug/L	1000	05/22/22 12:12	
EPA 6010	Manganese, Dissolved	198	ug/L	10.0	05/22/22 02:45	
EPA 6010	Molybdenum, Dissolved	17.6	ug/L	10.0	05/22/22 02:45	
EPA 6020	Arsenic	4.7	ug/L	1.0	05/16/22 20:19	
EPA 903.1	Radium-226	0.699 ± 0.489 (0.590) C:NA T:95%	pCi/L		06/23/22 13:15	
EPA 904.0	Radium-228	0.826 ± 0.526 (0.998) C:65% T:87%	pCi/L		06/17/22 16:35	
Total Radium Calculation	Total Radium	1.53 ± 1.02 (1.59)	pCi/L		06/24/22 17:46	
SM 2320B	Alkalinity, Total as CaCO3	256	mg/L	2.0	05/18/22 16:09	
SM 2320B	Alkalinity,Bicarbonate (CaCO3)	256	mg/L	2.0	05/18/22 16:09	
SM 2540C	Total Dissolved Solids	449	mg/L	10.0	05/17/22 13:19	
SM 4500-H+B	pH at 25 Degrees C	7.7	Std. Units	0.10	05/16/22 14:48	H3
EPA 353.2	Nitrogen, Nitrate	0.24	mg/L	0.10	05/12/22 08:44	
SM 5310C	Total Organic Carbon	1.3	mg/L	1.0	05/21/22 23:58	
SM 5310C	Dissolved Organic Carbon	1.4	mg/L	1.0	05/23/22 01:41	

This report shall not be reproduced, except in full,
without the written consent of Pace Analytical Services, LLC.

Pace Analytical Services, LLC
7726 Moller Road
Indianapolis, IN 46268
(317)228-3100

ANALYTICAL RESULTS

Project: Eagle Valley P1R1
Pace Project No.: 50316224

Sample: MW-1S **Lab ID: 50316224001** Collected: 05/10/22 10:55 Received: 05/11/22 15:45 Matrix: Water

Parameters	Results	Units	Report Limit	DF	Prepared	Analyzed	CAS No.	Qual
9056 IC Anions	Analytical Method: EPA 9056							
	Pace Analytical Services - Indianapolis							
Chloride	**34.0**	mg/L	2.5	10		05/21/22 04:16	16887-00-6	
Fluoride	**0.12**	mg/L	0.10	1		05/21/22 03:59	16984-48-8	
Sulfate	**330**	mg/L	25.0	100		05/21/22 04:33	14808-79-8	
6010 MET ICP	Analytical Method: EPA 6010 Preparation Method: EPA 3010							
	Pace Analytical Services - Indianapolis							
Aluminum	ND	ug/L	200	1	05/19/22 14:22	05/22/22 11:45	7429-90-5	
Barium	**79.7**	ug/L	10.0	1	05/19/22 14:22	05/22/22 11:45	7440-39-3	
Boron	**3880**	ug/L	100	1	05/19/22 14:22	05/22/22 11:45	7440-42-8	
Cadmium	ND	ug/L	2.0	1	05/19/22 14:22	05/22/22 11:45	7440-43-9	
Calcium	**212000**	ug/L	2000	2	05/19/22 14:22	05/22/22 12:56	7440-70-2	
Chromium	ND	ug/L	10.0	1	05/19/22 14:22	05/22/22 11:45	7440-47-3	
Iron	**307**	ug/L	100	1	05/19/22 14:22	05/22/22 11:45	7439-89-6	
Lead	ND	ug/L	10.0	1	05/19/22 14:22	05/22/22 11:45	7439-92-1	
Lithium	**102**	ug/L	20.0	1	05/19/22 14:22	05/22/22 11:45	7439-93-2	
Magnesium	**54600**	ug/L	1000	1	05/19/22 14:22	05/22/22 11:45	7439-95-4	
Manganese	**18.7**	ug/L	10.0	1	05/19/22 14:22	05/22/22 11:45	7439-96-5	
Molybdenum	**24.8**	ug/L	10.0	1	05/19/22 14:22	05/22/22 11:45	7439-98-7	
Potassium	**8650**	ug/L	1000	1	05/19/22 14:22	05/22/22 11:45	7440-09-7	
Silica	**13700**	ug/L	450	1	05/19/22 14:22	05/22/22 11:45	7631-86-9	N2
Sodium	**58200**	ug/L	1000	1	05/19/22 14:22	05/22/22 11:45	7440-23-5	
6010 MET ICP, Dissolved	Analytical Method: EPA 6010 Preparation Method: EPA 3010							
	Pace Analytical Services - Indianapolis							
Manganese, Dissolved	ND	ug/L	10.0	1	05/21/22 14:36	05/22/22 02:20	7439-96-5	
Molybdenum, Dissolved	**25.4**	ug/L	10.0	1	05/21/22 14:36	05/22/22 02:20	7439-98-7	
6020 MET ICPMS	Analytical Method: EPA 6020 Preparation Method: EPA 200.2							
	Pace Analytical Services - Indianapolis							
Antimony	**1.7**	ug/L	1.0	1	05/14/22 08:00	05/16/22 19:45	7440-36-0	
Arsenic	**3.8**	ug/L	1.0	1	05/14/22 08:00	05/16/22 19:45	7440-38-2	
Beryllium	ND	ug/L	0.20	1	05/14/22 08:00	05/16/22 19:45	7440-41-7	
Cobalt	ND	ug/L	1.0	1	05/14/22 08:00	05/16/22 19:45	7440-48-4	
Selenium	**19.8**	ug/L	1.0	1	05/14/22 08:00	05/16/22 19:45	7782-49-2	
Thallium	ND	ug/L	1.0	1	05/14/22 08:00	05/16/22 19:45	7440-28-0	
7470 Mercury	Analytical Method: EPA 7470 Preparation Method: EPA 7470							
	Pace Analytical Services - Indianapolis							
Mercury	ND	ug/L	0.20	1	05/18/22 09:12	05/18/22 20:21	7439-97-6	
2320B Alkalinity	Analytical Method: SM 2320B							
	Pace Analytical Services - Indianapolis							
Alkalinity, Total as CaCO3	**531**	mg/L	2.0	1		05/18/22 17:48		
Alkalinity,Bicarbonate (CaCO3)	**531**	mg/L	2.0	1		05/18/22 17:48		
Alkalinity,Carbonate (CaCO3)	ND	mg/L	2.0	1		05/18/22 17:48		

REPORT OF LABORATORY ANALYSIS

This report shall not be reproduced, except in full,
without the written consent of Pace Analytical Services, LLC.

Pace Analytical Services, LLC
7726 Moller Road
Indianapolis, IN 46268
(317)228-3100

ANALYTICAL RESULTS

Project: Eagle Valley P1R1
Pace Project No.: 50316224

Sample: MW-1S **Lab ID: 50316224001** Collected: 05/10/22 10:55 Received: 05/11/22 15:45 Matrix: Water

Parameters	Results	Units	Report Limit	DF	Prepared	Analyzed	CAS No.	Qual
2540C Total Dissolved Solids	Analytical Method: SM 2540C Pace Analytical Services - Indianapolis							
Total Dissolved Solids	**1020**	mg/L	20.0	1		05/17/22 13:16		
4500H+ pH, Electrometric	Analytical Method: SM 4500-H+B Pace Analytical Services - Indianapolis							
pH at 25 Degrees C	**6.9**	Std. Units	0.10	1		05/16/22 14:41		H3
4500S2D Sulfide Water	Analytical Method: SM 4500-S2-D Pace Analytical Services - Indianapolis							
Sulfide	ND	mg/L	0.10	1		05/13/22 11:53	18496-25-8	
Iron, Ferrous	Analytical Method: HACH 8146 Pace Analytical Services - Indianapolis							
Iron, Ferrous	ND	mg/L	0.20	1		05/24/22 20:13	15438-31-0	H3,N2
353.2 Nitrogen, NO2/NO3 unpres	Analytical Method: EPA 353.2 Pace Analytical Services - Indianapolis							
Nitrogen, Nitrate	**1.4**	mg/L	0.10	1		05/12/22 08:48	14797-55-8	
Nitrogen, Nitrite	ND	mg/L	0.10	1		05/12/22 08:48	14797-65-0	
365.1 Total Phosphorus	Analytical Method: EPA 365.1 Preparation Method: EPA 365.1 Pace Analytical Services - Indianapolis							
Phosphate as P04	ND	mg/L	0.15	1	05/12/22 11:30	05/14/22 14:38		
5310C TOC	Analytical Method: SM 5310C Pace Analytical Services - Indianapolis							
Total Organic Carbon	ND	mg/L	1.0	1		05/21/22 21:44	7440-44-0	
5310C Dissolved Organic Carbon	Analytical Method: SM 5310C Pace Analytical Services - Indianapolis							
Dissolved Organic Carbon	**1.4**	mg/L	1.0	1		05/22/22 23:48		

REPORT OF LABORATORY ANALYSIS

This report shall not be reproduced, except in full,
without the written consent of Pace Analytical Services, LLC.

Pace Analytical Services, LLC
7726 Moller Road
Indianapolis, IN 46268
(317)228-3100

ANALYTICAL RESULTS

Project: Eagle Valley P1R1
Pace Project No.: 50316224

Sample: MW-1I **Lab ID: 50316224002** Collected: 05/10/22 12:05 Received: 05/11/22 15:45 Matrix: Water

Parameters	Results	Units	Report Limit	DF	Prepared	Analyzed	CAS No.	Qual
9056 IC Anions	Analytical Method: EPA 9056							
	Pace Analytical Services - Indianapolis							
Chloride	**94.4**	mg/L	2.5	10		05/21/22 05:07	16887-00-6	
Fluoride	**0.29**	mg/L	0.10	1		05/21/22 04:50	16984-48-8	
Sulfate	**80.8**	mg/L	2.5	10		05/21/22 05:07	14808-79-8	
6010 MET ICP	Analytical Method: EPA 6010 Preparation Method: EPA 3010							
	Pace Analytical Services - Indianapolis							
Aluminum	ND	ug/L	200	1	05/19/22 14:22	05/22/22 11:48	7429-90-5	
Barium	**54.1**	ug/L	10.0	1	05/19/22 14:22	05/22/22 11:48	7440-39-3	
Boron	**844**	ug/L	100	1	05/19/22 14:22	05/22/22 11:48	7440-42-8	
Cadmium	ND	ug/L	2.0	1	05/19/22 14:22	05/22/22 11:48	7440-43-9	
Calcium	**71600**	ug/L	1000	1	05/19/22 14:22	05/22/22 11:48	7440-70-2	
Chromium	ND	ug/L	10.0	1	05/19/22 14:22	05/22/22 11:48	7440-47-3	
Iron	ND	ug/L	100	1	05/19/22 14:22	05/22/22 11:48	7439-89-6	
Lead	ND	ug/L	10.0	1	05/19/22 14:22	05/22/22 11:48	7439-92-1	
Lithium	**86.9**	ug/L	20.0	1	05/19/22 14:22	05/22/22 11:48	7439-93-2	
Magnesium	**23300**	ug/L	1000	1	05/19/22 14:22	05/22/22 11:48	7439-95-4	
Manganese	**217**	ug/L	10.0	1	05/19/22 14:22	05/22/22 11:48	7439-96-5	
Molybdenum	**96.3**	ug/L	10.0	1	05/19/22 14:22	05/22/22 11:48	7439-98-7	
Potassium	**7680**	ug/L	1000	1	05/19/22 14:22	05/22/22 11:48	7440-09-7	
Silica	**9020**	ug/L	450	1	05/19/22 14:22	05/22/22 11:48	7631-86-9	N2
Sodium	**74300**	ug/L	1000	1	05/19/22 14:22	05/22/22 11:48	7440-23-5	
6010 MET ICP, Dissolved	Analytical Method: EPA 6010 Preparation Method: EPA 3010							
	Pace Analytical Services - Indianapolis							
Manganese, Dissolved	**227**	ug/L	10.0	1	05/21/22 14:36	05/22/22 02:22	7439-96-5	
Molybdenum, Dissolved	**97.6**	ug/L	10.0	1	05/21/22 14:36	05/22/22 02:22	7439-98-7	
6020 MET ICPMS	Analytical Method: EPA 6020 Preparation Method: EPA 200.2							
	Pace Analytical Services - Indianapolis							
Antimony	ND	ug/L	1.0	1	05/14/22 08:00	05/16/22 19:50	7440-36-0	
Arsenic	ND	ug/L	1.0	1	05/14/22 08:00	05/16/22 19:50	7440-38-2	
Beryllium	ND	ug/L	0.20	1	05/14/22 08:00	05/16/22 19:50	7440-41-7	
Cobalt	ND	ug/L	1.0	1	05/14/22 08:00	05/16/22 19:50	7440-48-4	
Selenium	ND	ug/L	1.0	1	05/14/22 08:00	05/16/22 19:50	7782-49-2	
Thallium	ND	ug/L	1.0	1	05/14/22 08:00	05/16/22 19:50	7440-28-0	
7470 Mercury	Analytical Method: EPA 7470 Preparation Method: EPA 7470							
	Pace Analytical Services - Indianapolis							
Mercury	ND	ug/L	0.20	1	05/18/22 09:12	05/18/22 20:23	7439-97-6	
2320B Alkalinity	Analytical Method: SM 2320B							
	Pace Analytical Services - Indianapolis							
Alkalinity, Total as CaCO3	**250**	mg/L	2.0	1		05/18/22 16:09		
Alkalinity,Bicarbonate (CaCO3)	**250**	mg/L	2.0	1		05/18/22 16:09		
Alkalinity,Carbonate (CaCO3)	ND	mg/L	2.0	1		05/18/22 16:09		

REPORT OF LABORATORY ANALYSIS

This report shall not be reproduced, except in full,
without the written consent of Pace Analytical Services, LLC.

Pace Analytical Services, LLC
7726 Moller Road
Indianapolis, IN 46268
(317)228-3100

ANALYTICAL RESULTS

Project: Eagle Valley P1R1
Pace Project No.: 50316224

Sample: MW-1I **Lab ID: 50316224002** Collected: 05/10/22 12:05 Received: 05/11/22 15:45 Matrix: Water

Parameters	Results	Units	Report Limit	DF	Prepared	Analyzed	CAS No.	Qual
2540C Total Dissolved Solids	Analytical Method: SM 2540C Pace Analytical Services - Indianapolis							
Total Dissolved Solids	**490**	mg/L	10.0	1		05/17/22 13:17		
4500H+ pH, Electrometric	Analytical Method: SM 4500-H+B Pace Analytical Services - Indianapolis							
pH at 25 Degrees C	**7.5**	Std. Units	0.10	1		05/16/22 14:42		H3
4500S2D Sulfide Water	Analytical Method: SM 4500-S2-D Pace Analytical Services - Indianapolis							
Sulfide	ND	mg/L	0.10	1		05/13/22 11:53	18496-25-8	
Iron, Ferrous	Analytical Method: HACH 8146 Pace Analytical Services - Indianapolis							
Iron, Ferrous	ND	mg/L	0.20	1		05/24/22 20:14	15438-31-0	H3,N2
353.2 Nitrogen, NO2/NO3 unpres	Analytical Method: EPA 353.2 Pace Analytical Services - Indianapolis							
Nitrogen, Nitrate	ND	mg/L	0.10	1		05/12/22 08:50	14797-55-8	
Nitrogen, Nitrite	ND	mg/L	0.10	1		05/12/22 08:50	14797-65-0	
365.1 Total Phosphorus	Analytical Method: EPA 365.1 Preparation Method: EPA 365.1 Pace Analytical Services - Indianapolis							
Phosphate as P04	ND	mg/L	0.15	1	05/12/22 11:30	05/14/22 14:38		
5310C TOC	Analytical Method: SM 5310C Pace Analytical Services - Indianapolis							
Total Organic Carbon	ND	mg/L	1.0	1		05/21/22 22:18	7440-44-0	
5310C Dissolved Organic Carbon	Analytical Method: SM 5310C Pace Analytical Services - Indianapolis							
Dissolved Organic Carbon	**1.9**	mg/L	1.0	1		05/22/22 23:59		

REPORT OF LABORATORY ANALYSIS

This report shall not be reproduced, except in full,
without the written consent of Pace Analytical Services, LLC.

Pace Analytical Services, LLC
7726 Moller Road
Indianapolis, IN 46268
(317)228-3100

ANALYTICAL RESULTS

Project: Eagle Valley P1R1
Pace Project No.: 50316224

Sample: MW-1D **Lab ID: 50316224003** Collected: 05/10/22 13:35 Received: 05/11/22 15:45 Matrix: Water

Parameters	Results	Units	Report Limit	DF	Prepared	Analyzed	CAS No.	Qual
9056 IC Anions	Analytical Method: EPA 9056							
	Pace Analytical Services - Indianapolis							
Chloride	**88.8**	mg/L	2.5	10		05/21/22 06:32	16887-00-6	
Fluoride	**0.32**	mg/L	0.10	1		05/21/22 05:41	16984-48-8	
Sulfate	**88.0**	mg/L	2.5	10		05/21/22 06:32	14808-79-8	
6010 MET ICP	Analytical Method: EPA 6010 Preparation Method: EPA 3010							
	Pace Analytical Services - Indianapolis							
Aluminum	ND	ug/L	200	1	05/19/22 14:22	05/22/22 11:50	7429-90-5	
Barium	**60.9**	ug/L	10.0	1	05/19/22 14:22	05/22/22 11:50	7440-39-3	
Boron	**867**	ug/L	100	1	05/19/22 14:22	05/22/22 11:50	7440-42-8	
Cadmium	ND	ug/L	2.0	1	05/19/22 14:22	05/22/22 11:50	7440-43-9	
Calcium	**70000**	ug/L	1000	1	05/19/22 14:22	05/22/22 11:50	7440-70-2	
Chromium	ND	ug/L	10.0	1	05/19/22 14:22	05/22/22 11:50	7440-47-3	
Iron	**1580**	ug/L	100	1	05/19/22 14:22	05/22/22 11:50	7439-89-6	
Lead	ND	ug/L	10.0	1	05/19/22 14:22	05/22/22 11:50	7439-92-1	
Lithium	**84.5**	ug/L	20.0	1	05/19/22 14:22	05/22/22 11:50	7439-93-2	
Magnesium	**19400**	ug/L	1000	1	05/19/22 14:22	05/22/22 11:50	7439-95-4	
Manganese	**316**	ug/L	10.0	1	05/19/22 14:22	05/22/22 11:50	7439-96-5	
Molybdenum	**104**	ug/L	10.0	1	05/19/22 14:22	05/22/22 11:50	7439-98-7	
Potassium	**7390**	ug/L	1000	1	05/19/22 14:22	05/22/22 11:50	7440-09-7	
Silica	**9130**	ug/L	450	1	05/19/22 14:22	05/22/22 11:50	7631-86-9	N2
Sodium	**75700**	ug/L	1000	1	05/19/22 14:22	05/22/22 11:50	7440-23-5	
6010 MET ICP, Dissolved	Analytical Method: EPA 6010 Preparation Method: EPA 3010							
	Pace Analytical Services - Indianapolis							
Manganese, Dissolved	**309**	ug/L	10.0	1	05/21/22 14:36	05/22/22 02:24	7439-96-5	
Molybdenum, Dissolved	**102**	ug/L	10.0	1	05/21/22 14:36	05/22/22 02:24	7439-98-7	
6020 MET ICPMS	Analytical Method: EPA 6020 Preparation Method: EPA 200.2							
	Pace Analytical Services - Indianapolis							
Antimony	ND	ug/L	1.0	1	05/14/22 08:00	05/16/22 19:12	7440-36-0	
Arsenic	**3.7**	ug/L	1.0	1	05/14/22 08:00	05/16/22 19:12	7440-38-2	
Beryllium	ND	ug/L	0.20	1	05/14/22 08:00	05/16/22 19:12	7440-41-7	
Cobalt	ND	ug/L	1.0	1	05/14/22 08:00	05/16/22 19:12	7440-48-4	
Selenium	ND	ug/L	1.0	1	05/14/22 08:00	05/16/22 19:12	7782-49-2	
Thallium	ND	ug/L	1.0	1	05/14/22 08:00	05/16/22 19:12	7440-28-0	
7470 Mercury	Analytical Method: EPA 7470 Preparation Method: EPA 7470							
	Pace Analytical Services - Indianapolis							
Mercury	ND	ug/L	0.20	1	05/18/22 09:12	05/18/22 20:26	7439-97-6	
2320B Alkalinity	Analytical Method: SM 2320B							
	Pace Analytical Services - Indianapolis							
Alkalinity, Total as CaCO3	**235**	mg/L	2.0	1		05/18/22 16:09		
Alkalinity,Bicarbonate (CaCO3)	**235**	mg/L	2.0	1		05/18/22 16:09		
Alkalinity,Carbonate (CaCO3)	ND	mg/L	2.0	1		05/18/22 16:09		

REPORT OF LABORATORY ANALYSIS

This report shall not be reproduced, except in full,
without the written consent of Pace Analytical Services, LLC.

Pace Analytical Services, LLC
7726 Moller Road
Indianapolis, IN 46268
(317)228-3100

ANALYTICAL RESULTS

Project: Eagle Valley P1R1
Pace Project No.: 50316224

Sample: MW-1D **Lab ID: 50316224003** Collected: 05/10/22 13:35 Received: 05/11/22 15:45 Matrix: Water

Parameters	Results	Units	Report Limit	DF	Prepared	Analyzed	CAS No.	Qual
2540C Total Dissolved Solids	Analytical Method: SM 2540C Pace Analytical Services - Indianapolis							
Total Dissolved Solids	**477**	mg/L	10.0	1		05/17/22 13:17		
4500H+ pH, Electrometric	Analytical Method: SM 4500-H+B Pace Analytical Services - Indianapolis							
pH at 25 Degrees C	**7.8**	Std. Units	0.10	1		05/16/22 14:44		H3
4500S2D Sulfide Water	Analytical Method: SM 4500-S2-D Pace Analytical Services - Indianapolis							
Sulfide	ND	mg/L	0.10	1		05/13/22 11:53	18496-25-8	
Iron, Ferrous	Analytical Method: HACH 8146 Pace Analytical Services - Indianapolis							
Iron, Ferrous	ND	mg/L	0.20	1		05/24/22 20:15	15438-31-0	H3,N2
353.2 Nitrogen, NO2/NO3 unpres	Analytical Method: EPA 353.2 Pace Analytical Services - Indianapolis							
Nitrogen, Nitrate	ND	mg/L	0.10	1		05/12/22 09:03	14797-55-8	
Nitrogen, Nitrite	ND	mg/L	0.10	1		05/12/22 09:03	14797-65-0	
365.1 Total Phosphorus	Analytical Method: EPA 365.1 Preparation Method: EPA 365.1 Pace Analytical Services - Indianapolis							
Phosphate as P04	**0.49**	mg/L	0.15	1	05/12/22 11:30	05/14/22 14:39		
5310C TOC	Analytical Method: SM 5310C Pace Analytical Services - Indianapolis							
Total Organic Carbon	ND	mg/L	1.0	1		05/21/22 22:28	7440-44-0	
5310C Dissolved Organic Carbon	Analytical Method: SM 5310C Pace Analytical Services - Indianapolis							
Dissolved Organic Carbon	**1.2**	mg/L	1.0	1		05/23/22 00:33		

REPORT OF LABORATORY ANALYSIS

This report shall not be reproduced, except in full,
without the written consent of Pace Analytical Services, LLC.

Pace Analytical Services, LLC
7726 Moller Road
Indianapolis, IN 46268
(317)228-3100

ANALYTICAL RESULTS

Project: Eagle Valley P1R1
Pace Project No.: 50316224

Sample: MW-4S **Lab ID: 50316224006** Collected: 05/10/22 13:26 Received: 05/11/22 15:45 Matrix: Water

Parameters	Results	Units	Report Limit	DF	Prepared	Analyzed	CAS No.	Qual
9056 IC Anions	Analytical Method: EPA 9056							
	Pace Analytical Services - Indianapolis							
Chloride	**145**	mg/L	25.0	100		05/23/22 18:48	16887-00-6	
Fluoride	**0.27**	mg/L	0.10	1		05/21/22 08:47	16984-48-8	
Sulfate	**364**	mg/L	25.0	100		05/23/22 18:48	14808-79-8	
6010 MET ICP	Analytical Method: EPA 6010 Preparation Method: EPA 3010							
	Pace Analytical Services - Indianapolis							
Aluminum	ND	ug/L	200	1	05/19/22 14:22	05/22/22 12:05	7429-90-5	
Barium	**122**	ug/L	10.0	1	05/19/22 14:22	05/22/22 12:05	7440-39-3	
Boron	**606**	ug/L	100	1	05/19/22 14:22	05/22/22 12:05	7440-42-8	
Cadmium	ND	ug/L	2.0	1	05/19/22 14:22	05/22/22 12:05	7440-43-9	
Calcium	**145000**	ug/L	1000	1	05/19/22 14:22	05/22/22 12:05	7440-70-2	
Chromium	ND	ug/L	10.0	1	05/19/22 14:22	05/22/22 12:05	7440-47-3	
Iron	ND	ug/L	100	1	05/19/22 14:22	05/22/22 12:05	7439-89-6	
Lead	ND	ug/L	10.0	1	05/19/22 14:22	05/22/22 12:05	7439-92-1	
Lithium	**27.9**	ug/L	20.0	1	05/19/22 14:22	05/22/22 12:05	7439-93-2	
Magnesium	**35500**	ug/L	1000	1	05/19/22 14:22	05/22/22 12:05	7439-95-4	
Manganese	ND	ug/L	10.0	1	05/19/22 14:22	05/22/22 12:05	7439-96-5	
Molybdenum	**45.7**	ug/L	10.0	1	05/19/22 14:22	05/22/22 12:05	7439-98-7	
Potassium	**7430**	ug/L	1000	1	05/19/22 14:22	05/22/22 12:05	7440-09-7	
Silica	**11600**	ug/L	450	1	05/19/22 14:22	05/22/22 12:05	7631-86-9	N2
Sodium	**108000**	ug/L	1000	1	05/19/22 14:22	05/22/22 12:05	7440-23-5	
6010 MET ICP, Dissolved	Analytical Method: EPA 6010 Preparation Method: EPA 3010							
	Pace Analytical Services - Indianapolis							
Manganese, Dissolved	ND	ug/L	10.0	1	05/21/22 14:36	05/22/22 02:38	7439-96-5	
Molybdenum, Dissolved	**46.1**	ug/L	10.0	1	05/21/22 14:36	05/22/22 02:38	7439-98-7	
6020 MET ICPMS	Analytical Method: EPA 6020 Preparation Method: EPA 200.2							
	Pace Analytical Services - Indianapolis							
Antimony	ND	ug/L	1.0	1	05/14/22 08:00	05/16/22 19:55	7440-36-0	
Arsenic	**3.8**	ug/L	1.0	1	05/14/22 08:00	05/16/22 19:55	7440-38-2	
Beryllium	ND	ug/L	0.20	1	05/14/22 08:00	05/16/22 19:55	7440-41-7	
Cobalt	ND	ug/L	1.0	1	05/14/22 08:00	05/16/22 19:55	7440-48-4	
Selenium	ND	ug/L	1.0	1	05/14/22 08:00	05/16/22 19:55	7782-49-2	
Thallium	ND	ug/L	1.0	1	05/14/22 08:00	05/16/22 19:55	7440-28-0	
7470 Mercury	Analytical Method: EPA 7470 Preparation Method: EPA 7470							
	Pace Analytical Services - Indianapolis							
Mercury	ND	ug/L	0.20	1	05/18/22 09:12	05/18/22 20:33	7439-97-6	
2320B Alkalinity	Analytical Method: SM 2320B							
	Pace Analytical Services - Indianapolis							
Alkalinity, Total as CaCO3	**200**	mg/L	2.0	1		05/18/22 16:09		
Alkalinity,Bicarbonate (CaCO3)	**200**	mg/L	2.0	1		05/18/22 16:09		
Alkalinity,Carbonate (CaCO3)	ND	mg/L	2.0	1		05/18/22 16:09		

REPORT OF LABORATORY ANALYSIS

This report shall not be reproduced, except in full,
without the written consent of Pace Analytical Services, LLC.

Pace Analytical Services, LLC
7726 Moller Road
Indianapolis, IN 46268
(317)228-3100

ANALYTICAL RESULTS

Project: Eagle Valley P1R1
Pace Project No.: 50316224

Sample: MW-4S **Lab ID: 50316224006** Collected: 05/10/22 13:26 Received: 05/11/22 15:45 Matrix: Water

Parameters	Results	Units	Report Limit	DF	Prepared	Analyzed	CAS No.	Qual
2540C Total Dissolved Solids	Analytical Method: SM 2540C Pace Analytical Services - Indianapolis							
Total Dissolved Solids	**878**	mg/L	20.0	1		05/17/22 13:18		
4500H+ pH, Electrometric	Analytical Method: SM 4500-H+B Pace Analytical Services - Indianapolis							
pH at 25 Degrees C	**7.5**	Std. Units	0.10	1		05/16/22 14:46		H3
4500S2D Sulfide Water	Analytical Method: SM 4500-S2-D Pace Analytical Services - Indianapolis							
Sulfide	ND	mg/L	0.10	1		05/13/22 11:53	18496-25-8	
Iron, Ferrous	Analytical Method: HACH 8146 Pace Analytical Services - Indianapolis							
Iron, Ferrous	ND	mg/L	0.20	1		05/24/22 20:15	15438-31-0	H3,N2
353.2 Nitrogen, NO2/NO3 unpres	Analytical Method: EPA 353.2 Pace Analytical Services - Indianapolis							
Nitrogen, Nitrate	**0.21**	mg/L	0.10	1		05/12/22 09:01	14797-55-8	
Nitrogen, Nitrite	ND	mg/L	0.10	1		05/12/22 09:01	14797-65-0	
365.1 Total Phosphorus	Analytical Method: EPA 365.1 Preparation Method: EPA 365.1 Pace Analytical Services - Indianapolis							
Phosphate as P04	**0.92**	mg/L	0.15	1	05/12/22 11:30	05/14/22 14:40		
5310C TOC	Analytical Method: SM 5310C Pace Analytical Services - Indianapolis							
Total Organic Carbon	**2.1**	mg/L	1.0	1		05/21/22 23:25	7440-44-0	
5310C Dissolved Organic Carbon	Analytical Method: SM 5310C Pace Analytical Services - Indianapolis							
Dissolved Organic Carbon	**2.8**	mg/L	1.0	1		05/23/22 01:08		

REPORT OF LABORATORY ANALYSIS

This report shall not be reproduced, except in full,
without the written consent of Pace Analytical Services, LLC.

Pace Analytical Services, LLC
7726 Moller Road
Indianapolis, IN 46268
(317)228-3100

ANALYTICAL RESULTS

Project: Eagle Valley P1R1
Pace Project No.: 50316224

Sample: MW-4I **Lab ID: 50316224007** Collected: 05/10/22 12:15 Received: 05/11/22 15:45 Matrix: Water

Parameters	Results	Units	Report Limit	DF	Prepared	Analyzed	CAS No.	Qual
9056 IC Anions	Analytical Method: EPA 9056							
	Pace Analytical Services - Indianapolis							
Chloride	**108**	mg/L	2.5	10		05/23/22 19:21	16887-00-6	
Fluoride	**0.36**	mg/L	0.10	1		05/23/22 19:04	16984-48-8	
Sulfate	**120**	mg/L	2.5	10		05/23/22 19:21	14808-79-8	
6010 MET ICP	Analytical Method: EPA 6010 Preparation Method: EPA 3010							
	Pace Analytical Services - Indianapolis							
Aluminum	ND	ug/L	200	1	05/19/22 14:22	05/22/22 12:07	7429-90-5	
Barium	**70.7**	ug/L	10.0	1	05/19/22 14:22	05/22/22 12:07	7440-39-3	
Boron	**177**	ug/L	100	1	05/19/22 14:22	05/22/22 12:07	7440-42-8	
Cadmium	ND	ug/L	2.0	1	05/19/22 14:22	05/22/22 12:07	7440-43-9	
Calcium	**84100**	ug/L	1000	1	05/19/22 14:22	05/22/22 12:07	7440-70-2	
Chromium	ND	ug/L	10.0	1	05/19/22 14:22	05/22/22 12:07	7440-47-3	
Iron	**537**	ug/L	100	1	05/19/22 14:22	05/22/22 12:07	7439-89-6	
Lead	ND	ug/L	10.0	1	05/19/22 14:22	05/22/22 12:07	7439-92-1	
Lithium	ND	ug/L	20.0	1	05/19/22 14:22	05/22/22 12:07	7439-93-2	
Magnesium	**26700**	ug/L	1000	1	05/19/22 14:22	05/22/22 12:07	7439-95-4	
Manganese	**165**	ug/L	10.0	1	05/19/22 14:22	05/22/22 12:07	7439-96-5	
Molybdenum	**12.4**	ug/L	10.0	1	05/19/22 14:22	05/22/22 12:07	7439-98-7	
Potassium	**3670**	ug/L	1000	1	05/19/22 14:22	05/22/22 12:07	7440-09-7	
Silica	**9990**	ug/L	450	1	05/19/22 14:22	05/22/22 12:07	7631-86-9	N2
Sodium	**73300**	ug/L	1000	1	05/19/22 14:22	05/22/22 12:07	7440-23-5	
6010 MET ICP, Dissolved	Analytical Method: EPA 6010 Preparation Method: EPA 3010							
	Pace Analytical Services - Indianapolis							
Manganese, Dissolved	**172**	ug/L	10.0	1	05/21/22 14:36	05/22/22 02:40	7439-96-5	
Molybdenum, Dissolved	**11.6**	ug/L	10.0	1	05/21/22 14:36	05/22/22 02:40	7439-98-7	
6020 MET ICPMS	Analytical Method: EPA 6020 Preparation Method: EPA 200.2							
	Pace Analytical Services - Indianapolis							
Antimony	ND	ug/L	1.0	1	05/14/22 08:00	05/16/22 20:09	7440-36-0	
Arsenic	**1.1**	ug/L	1.0	1	05/14/22 08:00	05/16/22 20:09	7440-38-2	
Beryllium	ND	ug/L	0.20	1	05/14/22 08:00	05/16/22 20:09	7440-41-7	
Cobalt	ND	ug/L	1.0	1	05/14/22 08:00	05/16/22 20:09	7440-48-4	
Selenium	ND	ug/L	1.0	1	05/14/22 08:00	05/16/22 20:09	7782-49-2	
Thallium	ND	ug/L	1.0	1	05/14/22 08:00	05/16/22 20:09	7440-28-0	
7470 Mercury	Analytical Method: EPA 7470 Preparation Method: EPA 7470							
	Pace Analytical Services - Indianapolis							
Mercury	ND	ug/L	0.20	1	05/18/22 09:12	05/18/22 20:35	7439-97-6	
2320B Alkalinity	Analytical Method: SM 2320B							
	Pace Analytical Services - Indianapolis							
Alkalinity, Total as CaCO3	**247**	mg/L	2.0	1		05/18/22 16:09		
Alkalinity,Bicarbonate (CaCO3)	**247**	mg/L	2.0	1		05/18/22 16:09		
Alkalinity,Carbonate (CaCO3)	ND	mg/L	2.0	1		05/18/22 16:09		

REPORT OF LABORATORY ANALYSIS

This report shall not be reproduced, except in full,
without the written consent of Pace Analytical Services, LLC.

Pace Analytical Services, LLC
7726 Moller Road
Indianapolis, IN 46268
(317)228-3100

ANALYTICAL RESULTS

Project: Eagle Valley P1R1
Pace Project No.: 50316224

Sample: MW-4I **Lab ID: 50316224007** Collected: 05/10/22 12:15 Received: 05/11/22 15:45 Matrix: Water

Parameters	Results	Units	Report Limit	DF	Prepared	Analyzed	CAS No.	Qual
2540C Total Dissolved Solids	Analytical Method: SM 2540C Pace Analytical Services - Indianapolis							
Total Dissolved Solids	**553**	mg/L	10.0	1		05/17/22 13:18		
4500H+ pH, Electrometric	Analytical Method: SM 4500-H+B Pace Analytical Services - Indianapolis							
pH at 25 Degrees C	**7.7**	Std. Units	0.10	1		05/16/22 14:46		H3
4500S2D Sulfide Water	Analytical Method: SM 4500-S2-D Pace Analytical Services - Indianapolis							
Sulfide	ND	mg/L	0.10	1		05/13/22 11:53	18496-25-8	
Iron, Ferrous	Analytical Method: HACH 8146 Pace Analytical Services - Indianapolis							
Iron, Ferrous	ND	mg/L	0.20	1		05/24/22 20:14	15438-31-0	H3,N2
353.2 Nitrogen, NO2/NO3 unpres	Analytical Method: EPA 353.2 Pace Analytical Services - Indianapolis							
Nitrogen, Nitrate	**0.22**	mg/L	0.10	1		05/12/22 08:53	14797-55-8	
Nitrogen, Nitrite	ND	mg/L	0.10	1		05/12/22 08:53	14797-65-0	
365.1 Total Phosphorus	Analytical Method: EPA 365.1 Preparation Method: EPA 365.1 Pace Analytical Services - Indianapolis							
Phosphate as P04	ND	mg/L	0.15	1	05/13/22 09:30	05/14/22 16:02		
5310C TOC	Analytical Method: SM 5310C Pace Analytical Services - Indianapolis							
Total Organic Carbon	**1.3**	mg/L	1.0	1		05/21/22 23:36	7440-44-0	
5310C Dissolved Organic Carbon	Analytical Method: SM 5310C Pace Analytical Services - Indianapolis							
Dissolved Organic Carbon	**2.1**	mg/L	1.0	1		05/23/22 01:19		

REPORT OF LABORATORY ANALYSIS

This report shall not be reproduced, except in full,
without the written consent of Pace Analytical Services, LLC.

Pace Analytical Services, LLC
7726 Moller Road
Indianapolis, IN 46268
(317)228-3100

ANALYTICAL RESULTS

Project: Eagle Valley P1R1
Pace Project No.: 50316224

Sample: MW-4D **Lab ID: 50316224008** Collected: 05/10/22 10:45 Received: 05/11/22 15:45 Matrix: Water

Parameters	Results	Units	Report Limit	DF	Prepared	Analyzed	CAS No.	Qual
9056 IC Anions	Analytical Method: EPA 9056							
	Pace Analytical Services - Indianapolis							
Chloride	**83.4**	mg/L	2.5	10		05/23/22 20:12	16887-00-6	
Fluoride	**0.29**	mg/L	0.10	1		05/23/22 19:55	16984-48-8	
Sulfate	**65.1**	mg/L	2.5	10		05/23/22 20:12	14808-79-8	
6010 MET ICP	Analytical Method: EPA 6010 Preparation Method: EPA 3010							
	Pace Analytical Services - Indianapolis							
Aluminum	ND	ug/L	200	1	05/19/22 14:22	05/22/22 12:09	7429-90-5	
Barium	**67.9**	ug/L	10.0	1	05/19/22 14:22	05/22/22 12:09	7440-39-3	
Boron	**138**	ug/L	100	1	05/19/22 14:22	05/22/22 12:09	7440-42-8	
Cadmium	ND	ug/L	2.0	1	05/19/22 14:22	05/22/22 12:09	7440-43-9	
Calcium	**70200**	ug/L	1000	1	05/19/22 14:22	05/22/22 12:09	7440-70-2	
Chromium	ND	ug/L	10.0	1	05/19/22 14:22	05/22/22 12:09	7440-47-3	
Iron	**1170**	ug/L	100	1	05/19/22 14:22	05/22/22 12:09	7439-89-6	
Lead	ND	ug/L	10.0	1	05/19/22 14:22	05/22/22 12:09	7439-92-1	
Lithium	ND	ug/L	20.0	1	05/19/22 14:22	05/22/22 12:09	7439-93-2	
Magnesium	**22600**	ug/L	1000	1	05/19/22 14:22	05/22/22 12:09	7439-95-4	
Manganese	**193**	ug/L	10.0	1	05/19/22 14:22	05/22/22 12:09	7439-96-5	
Molybdenum	**15.7**	ug/L	10.0	1	05/19/22 14:22	05/22/22 12:09	7439-98-7	
Potassium	**3400**	ug/L	1000	1	05/19/22 14:22	05/22/22 12:09	7440-09-7	
Silica	**10600**	ug/L	450	1	05/19/22 14:22	05/22/22 12:09	7631-86-9	N2
Sodium	**64100**	ug/L	1000	1	05/19/22 14:22	05/22/22 12:09	7440-23-5	
6010 MET ICP, Dissolved	Analytical Method: EPA 6010 Preparation Method: EPA 3010							
	Pace Analytical Services - Indianapolis							
Manganese, Dissolved	**194**	ug/L	10.0	1	05/21/22 14:36	05/22/22 02:43	7439-96-5	
Molybdenum, Dissolved	**15.3**	ug/L	10.0	1	05/21/22 14:36	05/22/22 02:43	7439-98-7	
6020 MET ICPMS	Analytical Method: EPA 6020 Preparation Method: EPA 200.2							
	Pace Analytical Services - Indianapolis							
Antimony	ND	ug/L	1.0	1	05/14/22 08:00	05/16/22 20:14	7440-36-0	
Arsenic	**4.7**	ug/L	1.0	1	05/14/22 08:00	05/16/22 20:14	7440-38-2	
Beryllium	ND	ug/L	0.20	1	05/14/22 08:00	05/16/22 20:14	7440-41-7	
Cobalt	ND	ug/L	1.0	1	05/14/22 08:00	05/16/22 20:14	7440-48-4	
Selenium	ND	ug/L	1.0	1	05/14/22 08:00	05/16/22 20:14	7782-49-2	
Thallium	ND	ug/L	1.0	1	05/14/22 08:00	05/16/22 20:14	7440-28-0	
7470 Mercury	Analytical Method: EPA 7470 Preparation Method: EPA 7470							
	Pace Analytical Services - Indianapolis							
Mercury	ND	ug/L	0.20	1	05/18/22 09:12	05/18/22 20:38	7439-97-6	
2320B Alkalinity	Analytical Method: SM 2320B							
	Pace Analytical Services - Indianapolis							
Alkalinity, Total as CaCO3	**251**	mg/L	2.0	1		05/18/22 16:09		
Alkalinity,Bicarbonate (CaCO3)	**251**	mg/L	2.0	1		05/18/22 16:09		
Alkalinity,Carbonate (CaCO3)	ND	mg/L	2.0	1		05/18/22 16:09		

REPORT OF LABORATORY ANALYSIS

This report shall not be reproduced, except in full,
without the written consent of Pace Analytical Services, LLC.

Pace Analytical Services, LLC
7726 Moller Road
Indianapolis, IN 46268
(317)228-3100

ANALYTICAL RESULTS

Project: Eagle Valley P1R1
Pace Project No.: 50316224

Sample: MW-4D **Lab ID: 50316224008** Collected: 05/10/22 10:45 Received: 05/11/22 15:45 Matrix: Water

Parameters	Results	Units	Report Limit	DF	Prepared	Analyzed	CAS No.	Qual
2540C Total Dissolved Solids	Analytical Method: SM 2540C Pace Analytical Services - Indianapolis							
Total Dissolved Solids	**451**	mg/L	10.0	1		05/17/22 13:18		
4500H+ pH, Electrometric	Analytical Method: SM 4500-H+B Pace Analytical Services - Indianapolis							
pH at 25 Degrees C	**7.9**	Std. Units	0.10	1		05/16/22 14:47		H3
4500S2D Sulfide Water	Analytical Method: SM 4500-S2-D Pace Analytical Services - Indianapolis							
Sulfide	ND	mg/L	0.10	1		05/13/22 11:53	18496-25-8	
Iron, Ferrous	Analytical Method: HACH 8146 Pace Analytical Services - Indianapolis							
Iron, Ferrous	ND	mg/L	0.20	1		05/24/22 20:12	15438-31-0	H3,N2
353.2 Nitrogen, NO2/NO3 unpres	Analytical Method: EPA 353.2 Pace Analytical Services - Indianapolis							
Nitrogen, Nitrate	**0.25**	mg/L	0.10	1		05/12/22 08:46	14797-55-8	
Nitrogen, Nitrite	ND	mg/L	0.10	1		05/12/22 08:46	14797-65-0	
365.1 Total Phosphorus	Analytical Method: EPA 365.1 Preparation Method: EPA 365.1 Pace Analytical Services - Indianapolis							
Phosphate as P04	**0.18**	mg/L	0.15	1	05/13/22 11:00	05/14/22 16:06		
5310C TOC	Analytical Method: SM 5310C Pace Analytical Services - Indianapolis							
Total Organic Carbon	**1.3**	mg/L	1.0	1		05/21/22 23:47	7440-44-0	
5310C Dissolved Organic Carbon	Analytical Method: SM 5310C Pace Analytical Services - Indianapolis							
Dissolved Organic Carbon	**1.4**	mg/L	1.0	1		05/23/22 01:30		

REPORT OF LABORATORY ANALYSIS

This report shall not be reproduced, except in full,
without the written consent of Pace Analytical Services, LLC.

Pace Analytical Services, LLC
7726 Moller Road
Indianapolis, IN 46268
(317)228-3100

ANALYTICAL RESULTS

Project: Eagle Valley P1R1
Pace Project No.: 50316224

Sample: DUP 1 **Lab ID: 50316224009** Collected: 05/10/22 00:00 Received: 05/11/22 15:45 Matrix: Water

Parameters	Results	Units	Report Limit	DF	Prepared	Analyzed	CAS No.	Qual
9056 IC Anions	Analytical Method: EPA 9056							
	Pace Analytical Services - Indianapolis							
Chloride	**82.2**	mg/L	2.5	10		05/23/22 21:03	16887-00-6	
Fluoride	**0.29**	mg/L	0.10	1		05/23/22 20:46	16984-48-8	
Sulfate	**65.1**	mg/L	2.5	10		05/23/22 21:03	14808-79-8	
6010 MET ICP	Analytical Method: EPA 6010 Preparation Method: EPA 3010							
	Pace Analytical Services - Indianapolis							
Aluminum	ND	ug/L	200	1	05/19/22 14:22	05/22/22 12:12	7429-90-5	
Barium	**68.3**	ug/L	10.0	1	05/19/22 14:22	05/22/22 12:12	7440-39-3	
Boron	**139**	ug/L	100	1	05/19/22 14:22	05/22/22 12:12	7440-42-8	
Cadmium	ND	ug/L	2.0	1	05/19/22 14:22	05/22/22 12:12	7440-43-9	
Calcium	**70600**	ug/L	1000	1	05/19/22 14:22	05/22/22 12:12	7440-70-2	
Chromium	ND	ug/L	10.0	1	05/19/22 14:22	05/22/22 12:12	7440-47-3	
Iron	**1100**	ug/L	100	1	05/19/22 14:22	05/22/22 12:12	7439-89-6	
Lead	ND	ug/L	10.0	1	05/19/22 14:22	05/22/22 12:12	7439-92-1	
Lithium	ND	ug/L	20.0	1	05/19/22 14:22	05/22/22 12:12	7439-93-2	
Magnesium	**22800**	ug/L	1000	1	05/19/22 14:22	05/22/22 12:12	7439-95-4	
Manganese	**191**	ug/L	10.0	1	05/19/22 14:22	05/22/22 12:12	7439-96-5	
Molybdenum	**15.9**	ug/L	10.0	1	05/19/22 14:22	05/22/22 12:12	7439-98-7	
Potassium	**3440**	ug/L	1000	1	05/19/22 14:22	05/22/22 12:12	7440-09-7	
Silica	**10600**	ug/L	450	1	05/19/22 14:22	05/22/22 12:12	7631-86-9	N2
Sodium	**65300**	ug/L	1000	1	05/19/22 14:22	05/22/22 12:12	7440-23-5	
6010 MET ICP, Dissolved	Analytical Method: EPA 6010 Preparation Method: EPA 3010							
	Pace Analytical Services - Indianapolis							
Manganese, Dissolved	**198**	ug/L	10.0	1	05/21/22 14:36	05/22/22 02:45	7439-96-5	
Molybdenum, Dissolved	**17.6**	ug/L	10.0	1	05/21/22 14:36	05/22/22 02:45	7439-98-7	
6020 MET ICPMS	Analytical Method: EPA 6020 Preparation Method: EPA 200.2							
	Pace Analytical Services - Indianapolis							
Antimony	ND	ug/L	1.0	1	05/14/22 08:00	05/16/22 20:19	7440-36-0	
Arsenic	**4.7**	ug/L	1.0	1	05/14/22 08:00	05/16/22 20:19	7440-38-2	
Beryllium	ND	ug/L	0.20	1	05/14/22 08:00	05/16/22 20:19	7440-41-7	
Cobalt	ND	ug/L	1.0	1	05/14/22 08:00	05/16/22 20:19	7440-48-4	
Selenium	ND	ug/L	1.0	1	05/14/22 08:00	05/16/22 20:19	7782-49-2	
Thallium	ND	ug/L	1.0	1	05/14/22 08:00	05/16/22 20:19	7440-28-0	
7470 Mercury	Analytical Method: EPA 7470 Preparation Method: EPA 7470							
	Pace Analytical Services - Indianapolis							
Mercury	ND	ug/L	0.20	1	05/18/22 09:12	05/18/22 20:45	7439-97-6	
2320B Alkalinity	Analytical Method: SM 2320B							
	Pace Analytical Services - Indianapolis							
Alkalinity, Total as CaCO3	**256**	mg/L	2.0	1		05/18/22 16:09		
Alkalinity,Bicarbonate (CaCO3)	**256**	mg/L	2.0	1		05/18/22 16:09		
Alkalinity,Carbonate (CaCO3)	ND	mg/L	2.0	1		05/18/22 16:09		

REPORT OF LABORATORY ANALYSIS

This report shall not be reproduced, except in full,
without the written consent of Pace Analytical Services, LLC.

Pace Analytical Services, LLC
7726 Moller Road
Indianapolis, IN 46268
(317)228-3100

ANALYTICAL RESULTS

Project: Eagle Valley P1R1
Pace Project No.: 50316224

Sample: DUP 1 **Lab ID: 50316224009** Collected: 05/10/22 00:00 Received: 05/11/22 15:45 Matrix: Water

Parameters	Results	Units	Report Limit	DF	Prepared	Analyzed	CAS No.	Qual
2540C Total Dissolved Solids	Analytical Method: SM 2540C Pace Analytical Services - Indianapolis							
Total Dissolved Solids	**449**	mg/L	10.0	1		05/17/22 13:19		
4500H+ pH, Electrometric	Analytical Method: SM 4500-H+B Pace Analytical Services - Indianapolis							
pH at 25 Degrees C	**7.7**	Std. Units	0.10	1		05/16/22 14:48		H3
4500S2D Sulfide Water	Analytical Method: SM 4500-S2-D Pace Analytical Services - Indianapolis							
Sulfide	ND	mg/L	0.10	1		05/13/22 11:53	18496-25-8	
Iron, Ferrous	Analytical Method: HACH 8146 Pace Analytical Services - Indianapolis							
Iron, Ferrous	ND	mg/L	0.20	1		05/24/22 20:10	15438-31-0	H3,N2
353.2 Nitrogen, NO2/NO3 unpres	Analytical Method: EPA 353.2 Pace Analytical Services - Indianapolis							
Nitrogen, Nitrate	**0.24**	mg/L	0.10	1		05/12/22 08:44	14797-55-8	
Nitrogen, Nitrite	ND	mg/L	0.10	1		05/12/22 08:44	14797-65-0	
365.1 Total Phosphorus	Analytical Method: EPA 365.1 Preparation Method: EPA 365.1 Pace Analytical Services - Indianapolis							
Phosphate as P04	ND	mg/L	0.15	1	05/13/22 11:00	05/14/22 16:07		
5310C TOC	Analytical Method: SM 5310C Pace Analytical Services - Indianapolis							
Total Organic Carbon	**1.3**	mg/L	1.0	1		05/21/22 23:58	7440-44-0	
5310C Dissolved Organic Carbon	Analytical Method: SM 5310C Pace Analytical Services - Indianapolis							
Dissolved Organic Carbon	**1.4**	mg/L	1.0	1		05/23/22 01:41		

REPORT OF LABORATORY ANALYSIS

This report shall not be reproduced, except in full,
without the written consent of Pace Analytical Services, LLC.

Pace Analytical Services, LLC
7726 Moller Road
Indianapolis, IN 46268
(317)228-3100

QUALITY CONTROL DATA

Project: Eagle Valley P1R1
Pace Project No.: 50316224

QC Batch: 677373
QC Batch Method: EPA 9056
Analysis Method: EPA 9056
Analysis Description: 9056 IC Anions
Laboratory: Pace Analytical Services - Indianapolis
Associated Lab Samples: 50316224001, 50316224002, 50316224003, 50316224006, 50316224007, 50316224008, 50316224009

METHOD BLANK: 3118869 Matrix: Water
Associated Lab Samples: 50316224001, 50316224002, 50316224003, 50316224006, 50316224007, 50316224008, 50316224009

Parameter	Units	Blank Result	Reporting Limit	Analyzed	Qualifiers
Chloride	mg/L	ND	0.25	05/20/22 18:21	
Fluoride	mg/L	ND	0.10	05/20/22 18:21	
Sulfate	mg/L	ND	0.25	05/20/22 18:21	

LABORATORY CONTROL SAMPLE: 3118870

Parameter	Units	Spike Conc.	LCS Result	LCS % Rec	% Rec Limits	Qualifiers
Chloride	mg/L	1.2	1.1	92	80-120	
Fluoride	mg/L	0.5	0.48	95	80-120	
Sulfate	mg/L	2.5	2.6	103	80-120	

MATRIX SPIKE & MATRIX SPIKE DUPLICATE: 3118871 3118872

Parameter	Units	50316224003 Result	MS Spike Conc.	MSD Spike Conc.	MS Result	MSD Result	MS % Rec	MSD % Rec	% Rec Limits	RPD	Max RPD	Qual
Chloride	mg/L	88.8	12.5	12.5	99.9	100	89	90	80-120	0	15	
Fluoride	mg/L	0.32	0.5	0.5	0.81	0.82	98	99	80-120	1	15	
Sulfate	mg/L	88.0	25	25	109	109	85	82	80-120	1	15	

Results presented on this page are in the units indicated by the "Units" column except where an alternate unit is presented to the right of the result.

REPORT OF LABORATORY ANALYSIS

This report shall not be reproduced, except in full,
without the written consent of Pace Analytical Services, LLC.

Pace Analytical Services, LLC
7726 Moller Road
Indianapolis, IN 46268
(317)228-3100

QUALITY CONTROL DATA

Project: Eagle Valley P1R1
Pace Project No.: 50316224

QC Batch: 676749
QC Batch Method: EPA 7470
Analysis Method: EPA 7470
Analysis Description: 7470 Mercury
Laboratory: Pace Analytical Services - Indianapolis
Associated Lab Samples: 50316224001, 50316224002, 50316224003, 50316224006, 50316224007, 50316224008, 50316224009

METHOD BLANK: 3115783 Matrix: Water
Associated Lab Samples: 50316224001, 50316224002, 50316224003, 50316224006, 50316224007, 50316224008, 50316224009

Parameter	Units	Blank Result	Reporting Limit	Analyzed	Qualifiers
Mercury	ug/L	ND	0.20	05/22/22 15:39	

LABORATORY CONTROL SAMPLE: 3115784

Parameter	Units	Spike Conc.	LCS Result	LCS % Rec	% Rec Limits	Qualifiers
Mercury	ug/L	5	5.1	102	80-120	

MATRIX SPIKE & MATRIX SPIKE DUPLICATE: 3115785 3115786

Parameter	Units	50316148001 Result	MS Spike Conc.	MSD Spike Conc.	MS Result	MSD Result	MS % Rec	MSD % Rec	% Rec Limits	RPD	Max RPD	Qual
Mercury	ug/L	ND	5	5	5.3	5.2	106	103	75-125	3	20	

MATRIX SPIKE & MATRIX SPIKE DUPLICATE: 3115787 3115788

Parameter	Units	50316224003 Result	MS Spike Conc.	MSD Spike Conc.	MS Result	MSD Result	MS % Rec	MSD % Rec	% Rec Limits	RPD	Max RPD	Qual
Mercury	ug/L	ND	5	5	5.1	5.1	102	101	75-125	1	20	

Results presented on this page are in the units indicated by the "Units" column except where an alternate unit is presented to the right of the result.

REPORT OF LABORATORY ANALYSIS

This report shall not be reproduced, except in full,
without the written consent of Pace Analytical Services, LLC.

Pace Analytical Services, LLC
7726 Moller Road
Indianapolis, IN 46268
(317)228-3100

QUALITY CONTROL DATA

Project: Eagle Valley P1R1
Pace Project No.: 50316224

QC Batch: 676914
QC Batch Method: EPA 3010
Analysis Method: EPA 6010
Analysis Description: 6010 MET
Laboratory: Pace Analytical Services - Indianapolis
Associated Lab Samples: 50316224001, 50316224002, 50316224003, 50316224006, 50316224007, 50316224008, 50316224009

METHOD BLANK: 3116514 Matrix: Water
Associated Lab Samples: 50316224001, 50316224002, 50316224003, 50316224006, 50316224007, 50316224008, 50316224009

Parameter	Units	Blank Result	Reporting Limit	Analyzed	Qualifiers
Aluminum	ug/L	ND	200	05/22/22 11:37	
Barium	ug/L	ND	10.0	05/22/22 11:37	
Boron	ug/L	ND	100	05/22/22 11:37	
Cadmium	ug/L	ND	2.0	05/22/22 11:37	
Calcium	ug/L	ND	1000	05/22/22 11:37	
Chromium	ug/L	ND	10.0	05/22/22 11:37	
Iron	ug/L	ND	100	05/22/22 11:37	
Lead	ug/L	ND	10.0	05/22/22 11:37	
Lithium	ug/L	ND	20.0	05/22/22 11:37	
Magnesium	ug/L	ND	1000	05/22/22 11:37	
Manganese	ug/L	ND	10.0	05/22/22 11:37	
Molybdenum	ug/L	ND	10.0	05/22/22 11:37	
Potassium	ug/L	ND	1000	05/22/22 11:37	
Silica	ug/L	ND	450	05/22/22 11:37	N2
Sodium	ug/L	ND	1000	05/22/22 11:37	

LABORATORY CONTROL SAMPLE: 3116515

Parameter	Units	Spike Conc.	LCS Result	LCS % Rec	% Rec Limits	Qualifiers
Aluminum	ug/L	10000	10100	101	80-120	
Barium	ug/L	1000	1070	107	80-120	
Boron	ug/L	1000	1020	102	80-120	
Cadmium	ug/L	1000	988	99	80-120	
Calcium	ug/L	10000	10200	102	80-120	
Chromium	ug/L	1000	1030	103	80-120	
Iron	ug/L	10000	10500	105	80-120	
Lead	ug/L	1000	967	97	80-120	
Lithium	ug/L	1000	1020	102	80-120	
Magnesium	ug/L	10000	9900	99	80-120	
Manganese	ug/L	1000	971	97	80-120	
Molybdenum	ug/L	1000	1060	106	80-120	
Potassium	ug/L	10000	10300	103	80-120	
Silica	ug/L	10700	10300	96	80-120	N2
Sodium	ug/L	10000	10100	101	80-120	

Results presented on this page are in the units indicated by the "Units" column except where an alternate unit is presented to the right of the result.

REPORT OF LABORATORY ANALYSIS

This report shall not be reproduced, except in full,
without the written consent of Pace Analytical Services, LLC.

Pace Analytical Services, LLC
7726 Moller Road
Indianapolis, IN 46268
(317)228-3100

QUALITY CONTROL DATA

Project: Eagle Valley P1R1
Pace Project No.: 50316224

MATRIX SPIKE & MATRIX SPIKE DUPLICATE: 3116516 3116517

Parameter	Units	50316224003 Result	MS Spike Conc.	MSD Spike Conc.	MS Result	MSD Result	MS % Rec	MSD % Rec	% Rec Limits	RPD	Max RPD	Qual
Aluminum	ug/L	ND	10000	10000	10200	10200	101	102	75-125	0	20	
Barium	ug/L	60.9	1000	1000	1140	1110	108	105	75-125	2	20	
Boron	ug/L	867	1000	1000	1900	1900	104	103	75-125	0	20	
Cadmium	ug/L	ND	1000	1000	994	992	99	99	75-125	0	20	
Calcium	ug/L	70000	10000	10000	80700	79700	106	97	75-125	1	20	
Chromium	ug/L	ND	1000	1000	1020	1010	102	101	75-125	1	20	
Iron	ug/L	1580	10000	10000	12100	11900	105	103	75-125	1	20	
Lead	ug/L	ND	1000	1000	942	934	94	93	75-125	1	20	
Lithium	ug/L	84.5	1000	1000	1140	1130	106	104	75-125	1	20	
Magnesium	ug/L	19400	10000	10000	29400	29000	100	96	75-125	2	20	
Manganese	ug/L	316	1000	1000	1280	1270	97	96	75-125	1	20	
Molybdenum	ug/L	104	1000	1000	1170	1160	106	105	75-125	1	20	
Potassium	ug/L	7390	10000	10000	18200	17800	108	105	75-125	2	20	
Silica	ug/L	9130	10700	10700	19700	19700	99	99	75-125	0	20	N2
Sodium	ug/L	75700	10000	10000	87400	85500	117	99	75-125	2	20	

Results presented on this page are in the units indicated by the "Units" column except where an alternate unit is presented to the right of the result.

REPORT OF LABORATORY ANALYSIS

This report shall not be reproduced, except in full,
without the written consent of Pace Analytical Services, LLC.

Pace Analytical Services, LLC
7726 Moller Road
Indianapolis, IN 46268
(317)228-3100

QUALITY CONTROL DATA

Project: Eagle Valley P1R1
Pace Project No.: 50316224

QC Batch: 677433
QC Batch Method: EPA 3010
Analysis Method: EPA 6010
Analysis Description: 6010 MET Dissolved
Laboratory: Pace Analytical Services - Indianapolis
Associated Lab Samples: 50316224001, 50316224002, 50316224003, 50316224006, 50316224007, 50316224008, 50316224009

METHOD BLANK: 3119294 Matrix: Water
Associated Lab Samples: 50316224001, 50316224002, 50316224003, 50316224006, 50316224007, 50316224008, 50316224009

Parameter	Units	Blank Result	Reporting Limit	Analyzed	Qualifiers
Manganese, Dissolved	ug/L	ND	10.0	05/22/22 02:16	
Molybdenum, Dissolved	ug/L	ND	10.0	05/22/22 02:16	

LABORATORY CONTROL SAMPLE: 3119295

Parameter	Units	Spike Conc.	LCS Result	LCS % Rec	% Rec Limits	Qualifiers
Manganese, Dissolved	ug/L	1000	971	97	80-120	
Molybdenum, Dissolved	ug/L	1000	1000	100	80-120	

MATRIX SPIKE & MATRIX SPIKE DUPLICATE: 3119296 3119297

Parameter	Units	50316224003 Result	MS Spike Conc.	MSD Spike Conc.	MS Result	MSD Result	MS % Rec	MSD % Rec	% Rec Limits	RPD	Max RPD	Qual
Manganese, Dissolved	ug/L	309	1000	1000	1290	1220	98	91	75-125	6	20	
Molybdenum, Dissolved	ug/L	102	1000	1000	1120	1060	102	95	75-125	6	20	

Results presented on this page are in the units indicated by the "Units" column except where an alternate unit is presented to the right of the result.

REPORT OF LABORATORY ANALYSIS

This report shall not be reproduced, except in full,
without the written consent of Pace Analytical Services, LLC.

Pace Analytical Services, LLC
7726 Moller Road
Indianapolis, IN 46268
(317)228-3100

QUALITY CONTROL DATA

Project: Eagle Valley P1R1
Pace Project No.: 50316224

QC Batch: 676087
QC Batch Method: EPA 200.2
Analysis Method: EPA 6020
Analysis Description: 6020 MET
Laboratory: Pace Analytical Services - Indianapolis
Associated Lab Samples: 50316224001, 50316224002, 50316224003, 50316224006, 50316224007, 50316224008, 50316224009

METHOD BLANK: 3113023 Matrix: Water
Associated Lab Samples: 50316224001, 50316224002, 50316224003, 50316224006, 50316224007, 50316224008, 50316224009

Parameter	Units	Blank Result	Reporting Limit	Analyzed	Qualifiers
Antimony	ug/L	ND	1.0	05/16/22 19:02	
Arsenic	ug/L	ND	1.0	05/16/22 19:02	
Beryllium	ug/L	ND	0.20	05/16/22 19:02	
Cobalt	ug/L	ND	1.0	05/16/22 19:02	
Selenium	ug/L	ND	1.0	05/16/22 19:02	
Thallium	ug/L	ND	1.0	05/16/22 19:02	

LABORATORY CONTROL SAMPLE: 3113024

Parameter	Units	Spike Conc.	LCS Result	LCS % Rec	% Rec Limits	Qualifiers
Antimony	ug/L	40	41.2	103	80-120	
Arsenic	ug/L	40	39.3	98	80-120	
Beryllium	ug/L	40	38.4	96	80-120	
Cobalt	ug/L	40	40.0	100	80-120	
Selenium	ug/L	40	39.4	98	80-120	
Thallium	ug/L	40	40.3	101	80-120	

MATRIX SPIKE & MATRIX SPIKE DUPLICATE: 3113025 3113026

Parameter	Units	50316224003 Result	MS Spike Conc.	MSD Spike Conc.	MS Result	MSD Result	MS % Rec	MSD % Rec	% Rec Limits	RPD	Max RPD	Qual
Antimony	ug/L	ND	40	40	41.6	43.3	104	108	75-125	4	20	
Arsenic	ug/L	3.7	40	40	42.4	42.8	97	98	75-125	1	20	
Beryllium	ug/L	ND	40	40	39.9	41.6	100	104	75-125	4	20	
Cobalt	ug/L	ND	40	40	37.5	39.3	94	98	75-125	5	20	
Selenium	ug/L	ND	40	40	39.1	40.0	98	100	75-125	2	20	
Thallium	ug/L	ND	40	40	40.6	41.5	101	104	75-125	2	20	

Results presented on this page are in the units indicated by the "Units" column except where an alternate unit is presented to the right of the result.

REPORT OF LABORATORY ANALYSIS

This report shall not be reproduced, except in full,
without the written consent of Pace Analytical Services, LLC.

Pace Analytical Services, LLC
7726 Moller Road
Indianapolis, IN 46268
(317)228-3100

QUALITY CONTROL DATA

Project: Eagle Valley P1R1
Pace Project No.: 50316224

QC Batch: 676826
QC Batch Method: SM 2320B
Analysis Method: SM 2320B
Analysis Description: 2320B Alkalinity
Laboratory: Pace Analytical Services - Indianapolis
Associated Lab Samples: 50316224001

METHOD BLANK: 3116141 Matrix: Water
Associated Lab Samples: 50316224001

Parameter	Units	Blank Result	Reporting Limit	Analyzed	Qualifiers
Alkalinity, Total as CaCO3	mg/L	2.2	2.0	05/18/22 17:48	B
Alkalinity,Bicarbonate (CaCO3)	mg/L	2.2	2.0	05/18/22 17:48	B
Alkalinity,Carbonate (CaCO3)	mg/L	ND	2.0	05/18/22 17:48	

LABORATORY CONTROL SAMPLE: 3116142

Parameter	Units	Spike Conc.	LCS Result	LCS % Rec	% Rec Limits	Qualifiers
Alkalinity, Total as CaCO3	mg/L	50	52.3	105	90-110	

SAMPLE DUPLICATE: 3116143

Parameter	Units	50316216002 Result	Dup Result	RPD	Max RPD	Qualifiers
Alkalinity, Total as CaCO3	mg/L	235	244	4	20	
Alkalinity,Bicarbonate (CaCO3)	mg/L	235	244	4	20	
Alkalinity,Carbonate (CaCO3)	mg/L	ND	ND		20	

SAMPLE DUPLICATE: 3116144

Parameter	Units	50316218009 Result	Dup Result	RPD	Max RPD	Qualifiers
Alkalinity, Total as CaCO3	mg/L	288	285	1	20	
Alkalinity,Bicarbonate (CaCO3)	mg/L	278	274	1	20	
Alkalinity,Carbonate (CaCO3)	mg/L	9.8	10.8	10	20	

Results presented on this page are in the units indicated by the "Units" column except where an alternate unit is presented to the right of the result.

REPORT OF LABORATORY ANALYSIS

This report shall not be reproduced, except in full,
without the written consent of Pace Analytical Services, LLC.

Pace Analytical Services, LLC
7726 Moller Road
Indianapolis, IN 46268
(317)228-3100

QUALITY CONTROL DATA

Project: Eagle Valley P1R1
Pace Project No.: 50316224

QC Batch: 676828 | Analysis Method: SM 2320B
QC Batch Method: SM 2320B | Analysis Description: 2320B Alkalinity
Laboratory: Pace Analytical Services - Indianapolis
Associated Lab Samples: 50316224002, 50316224003, 50316224006, 50316224007, 50316224008, 50316224009

METHOD BLANK: 3116149 Matrix: Water
Associated Lab Samples: 50316224002, 50316224003, 50316224006, 50316224007, 50316224008, 50316224009

Parameter	Units	Blank Result	Reporting Limit	Analyzed	Qualifiers
Alkalinity, Total as CaCO3	mg/L	ND	2.0	05/18/22 16:09	
Alkalinity,Bicarbonate (CaCO3)	mg/L	ND	2.0	05/18/22 16:09	
Alkalinity,Carbonate (CaCO3)	mg/L	ND	2.0	05/18/22 16:09	

LABORATORY CONTROL SAMPLE: 3116150

Parameter	Units	Spike Conc.	LCS Result	LCS % Rec	% Rec Limits	Qualifiers
Alkalinity, Total as CaCO3	mg/L	50	51.5	103	90-110	

SAMPLE DUPLICATE: 3116151

Parameter	Units	50316224003 Result	Dup Result	RPD	Max RPD	Qualifiers
Alkalinity, Total as CaCO3	mg/L	235	236	1	20	
Alkalinity,Bicarbonate (CaCO3)	mg/L	235	236	1	20	
Alkalinity,Carbonate (CaCO3)	mg/L	ND	ND		20	

SAMPLE DUPLICATE: 3116152

Parameter	Units	50316329004 Result	Dup Result	RPD	Max RPD	Qualifiers
Alkalinity, Total as CaCO3	mg/L	274	274	0	20	
Alkalinity,Bicarbonate (CaCO3)	mg/L	266	264	0	20	
Alkalinity,Carbonate (CaCO3)	mg/L	8.0	9.4	16	20	

Results presented on this page are in the units indicated by the "Units" column except where an alternate unit is presented to the right of the result.

REPORT OF LABORATORY ANALYSIS

This report shall not be reproduced, except in full,
without the written consent of Pace Analytical Services, LLC.

Pace Analytical Services, LLC
7726 Moller Road
Indianapolis, IN 46268
(317)228-3100

QUALITY CONTROL DATA

Project: Eagle Valley P1R1
Pace Project No.: 50316224

QC Batch: 676570 | Analysis Method: SM 2540C
QC Batch Method: SM 2540C | Analysis Description: 2540C Total Dissolved Solids
Laboratory: Pace Analytical Services - Indianapolis
Associated Lab Samples: 50316224001, 50316224002, 50316224003, 50316224006, 50316224007, 50316224008, 50316224009

METHOD BLANK: 3115089 Matrix: Water
Associated Lab Samples: 50316224001, 50316224002, 50316224003, 50316224006, 50316224007, 50316224008, 50316224009

Parameter	Units	Blank Result	Reporting Limit	Analyzed	Qualifiers
Total Dissolved Solids	mg/L	ND	10.0	05/17/22 13:15	

LABORATORY CONTROL SAMPLE: 3115090

Parameter	Units	Spike Conc.	LCS Result	LCS % Rec	% Rec Limits	Qualifiers
Total Dissolved Solids	mg/L	300	297	99	80-120	

SAMPLE DUPLICATE: 3115091

Parameter	Units	50316224001 Result	Dup Result	RPD	Max RPD	Qualifiers
Total Dissolved Solids	mg/L	1020	1020	0	10	

SAMPLE DUPLICATE: 3115092

Parameter	Units	50316224003 Result	Dup Result	RPD	Max RPD	Qualifiers
Total Dissolved Solids	mg/L	477	473	1	10	

Results presented on this page are in the units indicated by the "Units" column except where an alternate unit is presented to the right of the result.

REPORT OF LABORATORY ANALYSIS

This report shall not be reproduced, except in full,
without the written consent of Pace Analytical Services, LLC.

Pace Analytical Services, LLC
7726 Moller Road
Indianapolis, IN 46268
(317)228-3100

QUALITY CONTROL DATA

Project: Eagle Valley P1R1
Pace Project No.: 50316224

QC Batch: 676460
QC Batch Method: SM 4500-H+B
Analysis Method: SM 4500-H+B
Analysis Description: 4500H+B pH
Laboratory: Pace Analytical Services - Indianapolis
Associated Lab Samples: 50316224001, 50316224002, 50316224003, 50316224006, 50316224007, 50316224008, 50316224009

SAMPLE DUPLICATE: 3114756

Parameter	Units	50316224003 Result	Dup Result	RPD	Max RPD	Qualifiers
pH at 25 Degrees C	Std. Units	7.8	7.9	1	2	H3

SAMPLE DUPLICATE: 3114757

Parameter	Units	50316227002 Result	Dup Result	RPD	Max RPD	Qualifiers
pH at 25 Degrees C	Std. Units	6.9	6.9	0	2	H3

Results presented on this page are in the units indicated by the "Units" column except where an alternate unit is presented to the right of the result.

REPORT OF LABORATORY ANALYSIS

This report shall not be reproduced, except in full,
without the written consent of Pace Analytical Services, LLC.

Pace Analytical Services, LLC
7726 Moller Road
Indianapolis, IN 46268
(317)228-3100

QUALITY CONTROL DATA

Project: Eagle Valley P1R1
Pace Project No.: 50316224

QC Batch: 676052 | Analysis Method: SM 4500-S2-D
QC Batch Method: SM 4500-S2-D | Analysis Description: 4500S2D Sulfide Water
Laboratory: Pace Analytical Services - Indianapolis
Associated Lab Samples: 50316224001, 50316224002, 50316224003, 50316224006, 50316224007, 50316224008, 50316224009

METHOD BLANK: 3112823 Matrix: Water
Associated Lab Samples: 50316224001, 50316224002, 50316224003, 50316224006, 50316224007, 50316224008, 50316224009

Parameter	Units	Blank Result	Reporting Limit	Analyzed	Qualifiers
Sulfide	mg/L	ND	0.10	05/13/22 11:53	

LABORATORY CONTROL SAMPLE: 3112824

Parameter	Units	Spike Conc.	LCS Result	LCS % Rec	% Rec Limits	Qualifiers
Sulfide	mg/L	0.5	0.51	102	90-110	

MATRIX SPIKE & MATRIX SPIKE DUPLICATE: 3112825 3112826

Parameter	Units	50316118001 Result	MS Spike Conc.	MSD Spike Conc.	MS Result	MSD Result	MS % Rec	MSD % Rec	% Rec Limits	RPD	Max RPD	Qual
Sulfide	mg/L	ND	0.5	0.5	0.52	0.53	103	104	90-110	1	20	

MATRIX SPIKE & MATRIX SPIKE DUPLICATE: 3112827 3112828

Parameter	Units	50316224003 Result	MS Spike Conc.	MSD Spike Conc.	MS Result	MSD Result	MS % Rec	MSD % Rec	% Rec Limits	RPD	Max RPD	Qual
Sulfide	mg/L	ND	0.5	0.5	0.17	0.18	34	35	90-110	2	20	M3

Results presented on this page are in the units indicated by the "Units" column except where an alternate unit is presented to the right of the result.

REPORT OF LABORATORY ANALYSIS

This report shall not be reproduced, except in full,
without the written consent of Pace Analytical Services, LLC.

Pace Analytical Services, LLC
7726 Moller Road
Indianapolis, IN 46268
(317)228-3100

QUALITY CONTROL DATA

Project: Eagle Valley P1R1
Pace Project No.: 50316224

QC Batch: 678174 | Analysis Method: HACH 8146
QC Batch Method: HACH 8146 | Analysis Description: Iron, Ferrous
Laboratory: Pace Analytical Services - Indianapolis
Associated Lab Samples: 50316224001, 50316224002, 50316224003, 50316224006, 50316224007, 50316224008, 50316224009

METHOD BLANK: 3122311 Matrix: Water
Associated Lab Samples: 50316224001, 50316224002, 50316224003, 50316224006, 50316224007, 50316224008, 50316224009

Parameter	Units	Blank Result	Reporting Limit	Analyzed	Qualifiers
Iron, Ferrous	mg/L	ND	0.20	05/24/22 20:10	H3,N2

LABORATORY CONTROL SAMPLE: 3122312

Parameter	Units	Spike Conc.	LCS Result	LCS % Rec	% Rec Limits	Qualifiers
Iron, Ferrous	mg/L	1	1.0	102	90-110	H3,N2

MATRIX SPIKE & MATRIX SPIKE DUPLICATE: 3122313 3122314

Parameter	Units	50316224003 Result	MS Spike Conc.	MSD Spike Conc.	MS Result	MSD Result	MS % Rec	MSD % Rec	% Rec Limits	RPD	Max RPD	Qual
Iron, Ferrous	mg/L	ND	1	1	1.1	1.1	107	107	90-110	1	20	H3,N2

MATRIX SPIKE SAMPLE: 3122315

Parameter	Units	50316152006 Result	Spike Conc.	MS Result	MS % Rec	% Rec Limits	Qualifiers
Iron, Ferrous	mg/L	5.7	10	16.0	103	90-110	H3,N2

Results presented on this page are in the units indicated by the "Units" column except where an alternate unit is presented to the right of the result.

REPORT OF LABORATORY ANALYSIS

This report shall not be reproduced, except in full,
without the written consent of Pace Analytical Services, LLC.

Pace Analytical Services, LLC
7726 Moller Road
Indianapolis, IN 46268
(317)228-3100

QUALITY CONTROL DATA

Project: Eagle Valley P1R1
Pace Project No.: 50316224

QC Batch: 675779
QC Batch Method: EPA 353.2
Analysis Method: EPA 353.2
Analysis Description: 353.2 Nitrate + Nitrite, Unpres.
Laboratory: Pace Analytical Services - Indianapolis
Associated Lab Samples: 50316224001, 50316224002, 50316224003, 50316224006, 50316224007, 50316224008, 50316224009

METHOD BLANK: 3111592 Matrix: Water
Associated Lab Samples: 50316224001, 50316224002, 50316224003, 50316224006, 50316224007, 50316224008, 50316224009

Parameter	Units	Blank Result	Reporting Limit	Analyzed	Qualifiers
Nitrogen, Nitrate	mg/L	ND	0.10	05/12/22 08:38	
Nitrogen, Nitrite	mg/L	ND	0.10	05/12/22 08:38	

LABORATORY CONTROL SAMPLE: 3111593

Parameter	Units	Spike Conc.	LCS Result	LCS % Rec	% Rec Limits	Qualifiers
Nitrogen, Nitrate	mg/L	1	0.98	98	90-110	
Nitrogen, Nitrite	mg/L	1	0.97	97	90-110	

MATRIX SPIKE SAMPLE: 3111594

Parameter	Units	50316224002 Result	Spike Conc.	MS Result	MS % Rec	% Rec Limits	Qualifiers
Nitrogen, Nitrate	mg/L	ND	1	0.99	97	90-110	
Nitrogen, Nitrite	mg/L	ND	1	0.96	96	90-110	

MATRIX SPIKE & MATRIX SPIKE DUPLICATE: 3111595 3111596

Parameter	Units	50316224003 Result	MS Spike Conc.	MSD Spike Conc.	MS Result	MSD Result	MS % Rec	MSD % Rec	% Rec Limits	RPD	Max RPD	Qual
Nitrogen, Nitrate	mg/L	ND	1	1	1.0	1.0	96	96	90-110	0	20	
Nitrogen, Nitrite	mg/L	ND	1	1	0.96	0.96	95	95	90-110	0	20	

Results presented on this page are in the units indicated by the "Units" column except where an alternate unit is presented to the right of the result.

REPORT OF LABORATORY ANALYSIS

This report shall not be reproduced, except in full,
without the written consent of Pace Analytical Services, LLC.

Pace Analytical Services, LLC
7726 Moller Road
Indianapolis, IN 46268
(317)228-3100

QUALITY CONTROL DATA

Project: Eagle Valley P1R1
Pace Project No.: 50316224

QC Batch: 675807
QC Batch Method: EPA 365.1
Analysis Method: EPA 365.1
Analysis Description: 365.1 Total Phosphorus
Laboratory: Pace Analytical Services - Indianapolis
Associated Lab Samples: 50316224001, 50316224002, 50316224003, 50316224006

METHOD BLANK: 3111708 Matrix: Water
Associated Lab Samples: 50316224001, 50316224002, 50316224003, 50316224006

Parameter	Units	Blank Result	Reporting Limit	Analyzed	Qualifiers
Phosphate as P04	mg/L	ND	0.15	05/14/22 14:32	

LABORATORY CONTROL SAMPLE: 3111709

Parameter	Units	Spike Conc.	LCS Result	LCS % Rec	% Rec Limits	Qualifiers
Phosphate as P04	mg/L		1.4			

MATRIX SPIKE & MATRIX SPIKE DUPLICATE: 3111710 3111711

Parameter	Units	50316224003 Result	MS Spike Conc.	MSD Spike Conc.	MS Result	MSD Result	MS % Rec	MSD % Rec	% Rec Limits	RPD	Max RPD	Qual
Phosphate as P04	mg/L	0.49			1.6	1.6				2		

Results presented on this page are in the units indicated by the "Units" column except where an alternate unit is presented to the right of the result.

REPORT OF LABORATORY ANALYSIS

This report shall not be reproduced, except in full,
without the written consent of Pace Analytical Services, LLC.

Pace Analytical Services, LLC
7726 Moller Road
Indianapolis, IN 46268
(317)228-3100

QUALITY CONTROL DATA

Project: Eagle Valley P1R1
Pace Project No.: 50316224

QC Batch: 676060
QC Batch Method: EPA 365.1
Analysis Method: EPA 365.1
Analysis Description: 365.1 Total Phosphorus
Laboratory: Pace Analytical Services - Indianapolis
Associated Lab Samples: 50316224007

METHOD BLANK: 3112881 Matrix: Water
Associated Lab Samples: 50316224007

Parameter	Units	Blank Result	Reporting Limit	Analyzed	Qualifiers
Phosphate as P04	mg/L	ND	0.15	05/14/22 15:54	

LABORATORY CONTROL SAMPLE: 3112882

Parameter	Units	Spike Conc.	LCS Result	LCS % Rec	% Rec Limits	Qualifiers
Phosphate as P04	mg/L		1.5			

MATRIX SPIKE & MATRIX SPIKE DUPLICATE: 3112883 3112884

Parameter	Units	50316224007 Result	MS Spike Conc.	MSD Spike Conc.	MS Result	MSD Result	MS % Rec	MSD % Rec	% Rec Limits	RPD	Max RPD	Qual
Phosphate as P04	mg/L	ND			1.5	1.5				1		

Results presented on this page are in the units indicated by the "Units" column except where an alternate unit is presented to the right of the result.

REPORT OF LABORATORY ANALYSIS

This report shall not be reproduced, except in full,
without the written consent of Pace Analytical Services, LLC.

Pace Analytical Services, LLC
7726 Moller Road
Indianapolis, IN 46268
(317)228-3100

QUALITY CONTROL DATA

Project: Eagle Valley P1R1
Pace Project No.: 50316224

QC Batch: 676061
QC Batch Method: EPA 365.1
Analysis Method: EPA 365.1
Analysis Description: 365.1 Total Phosphorus
Laboratory: Pace Analytical Services - Indianapolis
Associated Lab Samples: 50316224008, 50316224009

METHOD BLANK: 3112885 Matrix: Water
Associated Lab Samples: 50316224008, 50316224009

Parameter	Units	Blank Result	Reporting Limit	Analyzed	Qualifiers
Phosphate as P04	mg/L	ND	0.15	05/14/22 16:03	

LABORATORY CONTROL SAMPLE: 3112886

Parameter	Units	Spike Conc.	LCS Result	LCS % Rec	% Rec Limits	Qualifiers
Phosphate as P04	mg/L		1.4			

MATRIX SPIKE & MATRIX SPIKE DUPLICATE: 3112887 3112888

Parameter	Units	50316227002 Result	MS Spike Conc.	MSD Spike Conc.	MS Result	MSD Result	MS % Rec	MSD % Rec	% Rec Limits	RPD	Max RPD	Qual
Phosphate as P04	mg/L	0.63			2.1	2.2				4		

MATRIX SPIKE SAMPLE: 3112889

Parameter	Units	50316233001 Result	Spike Conc.	MS Result	MS % Rec	% Rec Limits	Qualifiers
Phosphate as P04	mg/L	ND		1.4			

Results presented on this page are in the units indicated by the "Units" column except where an alternate unit is presented to the right of the result.

REPORT OF LABORATORY ANALYSIS

This report shall not be reproduced, except in full,
without the written consent of Pace Analytical Services, LLC.

Pace Analytical Services, LLC
7726 Moller Road
Indianapolis, IN 46268
(317)228-3100

QUALITY CONTROL DATA

Project: Eagle Valley P1R1
Pace Project No.: 50316224

QC Batch: 677562
QC Batch Method: SM 5310C
Analysis Method: SM 5310C
Analysis Description: 5310C Total Organic Carbon
Laboratory: Pace Analytical Services - Indianapolis
Associated Lab Samples: 50316224001

METHOD BLANK: 3120248 Matrix: Water
Associated Lab Samples: 50316224001

Parameter	Units	Blank Result	Reporting Limit	Analyzed	Qualifiers
Total Organic Carbon	mg/L	ND	1.0	05/21/22 15:50	

LABORATORY CONTROL SAMPLE: 3120249

Parameter	Units	Spike Conc.	LCS Result	LCS % Rec	% Rec Limits	Qualifiers
Total Organic Carbon	mg/L	10	10.1	101	90-110	

MATRIX SPIKE & MATRIX SPIKE DUPLICATE: 3120250 3120251

Parameter	Units	50316218009 Result	MS Spike Conc.	MSD Spike Conc.	MS Result	MSD Result	MS % Rec	MSD % Rec	% Rec Limits	RPD	Max RPD	Qual
Total Organic Carbon	mg/L	4.9	10	10	15.2	15.6	103	107	80-120	2	20	

MATRIX SPIKE SAMPLE: 3120252

Parameter	Units	50316219001 Result	Spike Conc.	MS Result	MS % Rec	% Rec Limits	Qualifiers
Total Organic Carbon	mg/L	ND	10	11.1	102	80-120	

Results presented on this page are in the units indicated by the "Units" column except where an alternate unit is presented to the right of the result.

REPORT OF LABORATORY ANALYSIS

This report shall not be reproduced, except in full,
without the written consent of Pace Analytical Services, LLC.

Pace Analytical Services, LLC
7726 Moller Road
Indianapolis, IN 46268
(317)228-3100

QUALITY CONTROL DATA

Project: Eagle Valley P1R1
Pace Project No.: 50316224

QC Batch: 677564 | Analysis Method: SM 5310C
QC Batch Method: SM 5310C | Analysis Description: 5310C Total Organic Carbon
Laboratory: Pace Analytical Services - Indianapolis
Associated Lab Samples: 50316224002, 50316224003, 50316224006, 50316224007, 50316224008, 50316224009

METHOD BLANK: 3120257 Matrix: Water
Associated Lab Samples: 50316224002, 50316224003, 50316224006, 50316224007, 50316224008, 50316224009

Parameter	Units	Blank Result	Reporting Limit	Analyzed	Qualifiers
Total Organic Carbon	mg/L	ND	1.0	05/21/22 21:56	

LABORATORY CONTROL SAMPLE: 3120258

Parameter	Units	Spike Conc.	LCS Result	LCS % Rec	% Rec Limits	Qualifiers
Total Organic Carbon	mg/L	10	10.2	102	90-110	

MATRIX SPIKE & MATRIX SPIKE DUPLICATE: 3120259 3120260

Parameter	Units	50316224003 Result	MS Spike Conc.	MSD Spike Conc.	MS Result	MSD Result	MS % Rec	MSD % Rec	% Rec Limits	RPD	Max RPD	Qual
Total Organic Carbon	mg/L	ND	10	10	11.2	11.1	104	102	80-120	1	20	

MATRIX SPIKE SAMPLE: 3120261

Parameter	Units	50316233001 Result	Spike Conc.	MS Result	MS % Rec	% Rec Limits	Qualifiers
Total Organic Carbon	mg/L	1.3	10	11.8	105	80-120	

Results presented on this page are in the units indicated by the "Units" column except where an alternate unit is presented to the right of the result.

REPORT OF LABORATORY ANALYSIS

This report shall not be reproduced, except in full,
without the written consent of Pace Analytical Services, LLC.

Pace Analytical Services, LLC
7726 Moller Road
Indianapolis, IN 46268
(317)228-3100

QUALITY CONTROL DATA

Project: Eagle Valley P1R1
Pace Project No.: 50316224

QC Batch: 677651 | Analysis Method: SM 5310C
QC Batch Method: SM 5310C | Analysis Description: 5310C Dissolved Organic Carbon
Laboratory: Pace Analytical Services - Indianapolis
Associated Lab Samples: 50316224001, 50316224002, 50316224003, 50316224006, 50316224007, 50316224008, 50316224009

METHOD BLANK: 3120505 Matrix: Water
Associated Lab Samples: 50316224001, 50316224002, 50316224003, 50316224006, 50316224007, 50316224008, 50316224009

Parameter	Units	Blank Result	Reporting Limit	Analyzed	Qualifiers
Dissolved Organic Carbon	mg/L	ND	1.0	05/22/22 22:11	

LABORATORY CONTROL SAMPLE: 3120506

Parameter	Units	Spike Conc.	LCS Result	LCS % Rec	% Rec Limits	Qualifiers
Dissolved Organic Carbon	mg/L	10	10.3	103	90-110	

MATRIX SPIKE & MATRIX SPIKE DUPLICATE: 3120507 3120508

Parameter	Units	50316224003 Result	MS Spike Conc.	MSD Spike Conc.	MS Result	MSD Result	MS % Rec	MSD % Rec	% Rec Limits	RPD	Max RPD	Qual
Dissolved Organic Carbon	mg/L	1.2	10	10	11.8	11.8	107	107	80-120	0	20	

MATRIX SPIKE SAMPLE: 3120509

Parameter	Units	50316227001 Result	Spike Conc.	MS Result	MS % Rec	% Rec Limits	Qualifiers
Dissolved Organic Carbon	mg/L	2.0	10	12.4	104	80-120	

Results presented on this page are in the units indicated by the "Units" column except where an alternate unit is presented to the right of the result.

REPORT OF LABORATORY ANALYSIS

This report shall not be reproduced, except in full,
without the written consent of Pace Analytical Services, LLC.

Pace Analytical Services, LLC
7726 Moller Road
Indianapolis, IN 46268
(317)228-3100

ANALYTICAL RESULTS - RADIOCHEMISTRY

Project: Eagle Valley P1R1
Pace Project No.: 50316224

Sample: MW-1S **Lab ID: 50316224001** Collected: 05/10/22 10:55 Received: 05/11/22 15:45 Matrix: Water
PWS: Site ID: Sample Type:

Parameters	Method	Act ± Unc (MDC) Carr Trac	Units	Analyzed	CAS No.	Qual
	Pace Analytical Services - Greensburg					
Radium-226	EPA 903.1	**0.191 ± 0.514 (0.954) C:NA T:95%**	pCi/L	06/23/22 12:55	13982-63-3	
	Pace Analytical Services - Greensburg					
Radium-228	EPA 904.0	**0.162 ± 0.229 (0.489) C:82% T:91%**	pCi/L	06/17/22 11:44	15262-20-1	
	Pace Analytical Services - Greensburg					
Total Radium	Total Radium Calculation	**0.353 ± 0.743 (1.44)**	pCi/L	06/24/22 17:46	7440-14-4	

This report shall not be reproduced, except in full,
without the written consent of Pace Analytical Services, LLC.

Pace Analytical Services, LLC
7726 Moller Road
Indianapolis, IN 46268
(317)228-3100

ANALYTICAL RESULTS - RADIOCHEMISTRY

Project: Eagle Valley P1R1
Pace Project No.: 50316224

Sample: MW-1I **Lab ID: 50316224002** Collected: 05/10/22 12:05 Received: 05/11/22 15:45 Matrix: Water
PWS: Site ID: Sample Type:

Parameters	Method	Act ± Unc (MDC) Carr Trac	Units	Analyzed	CAS No.	Qual
	Pace Analytical Services - Greensburg					
Radium-226	EPA 903.1	**0.847 ± 0.613 (0.853) C:NA T:94%**	pCi/L	06/23/22 12:55	13982-63-3	
	Pace Analytical Services - Greensburg					
Radium-228	EPA 904.0	**0.308 ± 0.255 (0.503) C:82% T:96%**	pCi/L	06/17/22 11:44	15262-20-1	
	Pace Analytical Services - Greensburg					
Total Radium	Total Radium Calculation	**1.16 ± 0.868 (1.36)**	pCi/L	06/24/22 17:46	7440-14-4	

REPORT OF LABORATORY ANALYSIS

This report shall not be reproduced, except in full,
without the written consent of Pace Analytical Services, LLC.

Pace Analytical Services, LLC
7726 Moller Road
Indianapolis, IN 46268
(317)228-3100

ANALYTICAL RESULTS - RADIOCHEMISTRY

Project: Eagle Valley P1R1
Pace Project No.: 50316224

Sample: MW-1D **Lab ID: 50316224003** Collected: 05/10/22 13:35 Received: 05/11/22 15:45 Matrix: Water
PWS: Site ID: Sample Type:

Parameters	Method	Act ± Unc (MDC) Carr Trac	Units	Analyzed	CAS No.	Qual
	Pace Analytical Services - Greensburg					
Radium-226	EPA 903.1	**0.225 ± 0.349 (0.605) C:NA T:96%**	pCi/L	06/23/22 12:55	13982-63-3	
	Pace Analytical Services - Greensburg					
Radium-228	EPA 904.0	**0.520 ± 0.308 (0.562) C:78% T:97%**	pCi/L	06/17/22 11:45	15262-20-1	
	Pace Analytical Services - Greensburg					
Total Radium	Total Radium Calculation	**0.745 ± 0.657 (1.17)**	pCi/L	06/24/22 17:46	7440-14-4	

This report shall not be reproduced, except in full,
without the written consent of Pace Analytical Services, LLC.

Pace Analytical Services, LLC
7726 Moller Road
Indianapolis, IN 46268
(317)228-3100

ANALYTICAL RESULTS - RADIOCHEMISTRY

Project: Eagle Valley P1R1
Pace Project No.: 50316224

Sample: MW-1D MS **Lab ID: 50316224004** Collected: 05/10/22 13:35 Received: 05/11/22 15:45 Matrix: Water
PWS: Site ID: Sample Type:

Parameters	Method	Act ± Unc (MDC) Carr Trac	Units	Analyzed	CAS No.	Qual
	Pace Analytical Services - Greensburg					
Radium-226	EPA 903.1	**104.24 %REC ± NA (NA) C:NA T:NA%**	pCi/L	06/23/22 12:55	13982-63-3	
	Pace Analytical Services - Greensburg					
Radium-228	EPA 904.0	**75.93 %REC ± NA (NA) C:NA T:NA**	pCi/L	06/17/22 14:53	15262-20-1	

REPORT OF LABORATORY ANALYSIS

This report shall not be reproduced, except in full,
without the written consent of Pace Analytical Services, LLC.

Pace Analytical Services, LLC
7726 Moller Road
Indianapolis, IN 46268
(317)228-3100

ANALYTICAL RESULTS - RADIOCHEMISTRY

Project: Eagle Valley P1R1
Pace Project No.: 50316224

Sample: MW-1D MSD **Lab ID: 50316224005** Collected: 05/10/22 13:35 Received: 05/11/22 15:45 Matrix: Water
PWS: Site ID: Sample Type:

Parameters	Method	Act ± Unc (MDC) Carr Trac	Units	Analyzed	CAS No.	Qual
	Pace Analytical Services - Greensburg					
Radium-226	EPA 903.1	**96.85 %REC 7.35 RPD ± NA (NA) C:NA T:NA%**	pCi/L	06/23/22 12:55	13982-63-3	
	Pace Analytical Services - Greensburg					
Radium-228	EPA 904.0	**70.54 %REC 7.36 RPD ± NA (NA) C:NA T:NA**	pCi/L	06/17/22 14:53	15262-20-1	

REPORT OF LABORATORY ANALYSIS

This report shall not be reproduced, except in full,
without the written consent of Pace Analytical Services, LLC.

Pace Analytical Services, LLC
7726 Moller Road
Indianapolis, IN 46268
(317)228-3100

ANALYTICAL RESULTS - RADIOCHEMISTRY

Project: Eagle Valley P1R1
Pace Project No.: 50316224

Sample: MW-4S **Lab ID: 50316224006** Collected: 05/10/22 13:26 Received: 05/11/22 15:45 Matrix: Water
PWS: Site ID: Sample Type:

Parameters	Method	Act ± Unc (MDC) Carr Trac	Units	Analyzed	CAS No.	Qual
	Pace Analytical Services - Greensburg					
Radium-226	EPA 903.1	**0.381 ± 0.468 (0.763) C:NA T:93%**	pCi/L	06/23/22 12:55	13982-63-3	
	Pace Analytical Services - Greensburg					
Radium-228	EPA 904.0	**0.447 ± 0.289 (0.537) C:85% T:93%**	pCi/L	06/17/22 14:53	15262-20-1	
	Pace Analytical Services - Greensburg					
Total Radium	Total Radium Calculation	**0.828 ± 0.757 (1.30)**	pCi/L	06/24/22 17:46	7440-14-4	

This report shall not be reproduced, except in full,
without the written consent of Pace Analytical Services, LLC.

Pace Analytical Services, LLC
7726 Moller Road
Indianapolis, IN 46268
(317)228-3100

ANALYTICAL RESULTS - RADIOCHEMISTRY

Project: Eagle Valley P1R1
Pace Project No.: 50316224

Sample: MW-4I **Lab ID: 50316224007** Collected: 05/10/22 12:15 Received: 05/11/22 15:45 Matrix: Water
PWS: Site ID: Sample Type:

Parameters	Method	Act ± Unc (MDC) Carr Trac	Units	Analyzed	CAS No.	Qual
	Pace Analytical Services - Greensburg					
Radium-226	EPA 903.1	**0.390 ± 0.293 (0.151) C:NA T:95%**	pCi/L	06/23/22 12:55	13982-63-3	
	Pace Analytical Services - Greensburg					
Radium-228	EPA 904.0	**0.578 ± 0.328 (0.592) C:82% T:94%**	pCi/L	06/17/22 14:53	15262-20-1	
	Pace Analytical Services - Greensburg					
Total Radium	Total Radium Calculation	**0.968 ± 0.621 (0.743)**	pCi/L	06/24/22 17:46	7440-14-4	

REPORT OF LABORATORY ANALYSIS

This report shall not be reproduced, except in full,
without the written consent of Pace Analytical Services, LLC.

Pace Analytical Services, LLC
7726 Moller Road
Indianapolis, IN 46268
(317)228-3100

ANALYTICAL RESULTS - RADIOCHEMISTRY

Project: Eagle Valley P1R1
Pace Project No.: 50316224

Sample: MW-4D **Lab ID: 50316224008** Collected: 05/10/22 10:45 Received: 05/11/22 15:45 Matrix: Water
PWS: Site ID: Sample Type:

Parameters	Method	Act ± Unc (MDC) Carr Trac	Units	Analyzed	CAS No.	Qual
	Pace Analytical Services - Greensburg					
Radium-226	EPA 903.1	**0.185 ± 0.320 (0.572) C:NA T:90%**	pCi/L	06/23/22 13:15	13982-63-3	
	Pace Analytical Services - Greensburg					
Radium-228	EPA 904.0	**0.0710 ± 0.429 (0.976) C:68% T:91%**	pCi/L	06/17/22 16:35	15262-20-1	
	Pace Analytical Services - Greensburg					
Total Radium	Total Radium Calculation	**0.256 ± 0.749 (1.55)**	pCi/L	06/24/22 17:46	7440-14-4	

REPORT OF LABORATORY ANALYSIS

This report shall not be reproduced, except in full,
without the written consent of Pace Analytical Services, LLC.

Pace Analytical Services, LLC
7726 Moller Road
Indianapolis, IN 46268
(317)228-3100

ANALYTICAL RESULTS - RADIOCHEMISTRY

Project: Eagle Valley P1R1
Pace Project No.: 50316224

Sample: DUP 1 **Lab ID: 50316224009** Collected: 05/10/22 00:00 Received: 05/11/22 15:45 Matrix: Water
PWS: Site ID: Sample Type:

Parameters	Method	Act ± Unc (MDC) Carr Trac	Units	Analyzed	CAS No.	Qual
	Pace Analytical Services - Greensburg					
Radium-226	EPA 903.1	**0.699 ± 0.489 (0.590) C:NA T:95%**	pCi/L	06/23/22 13:15	13982-63-3	
	Pace Analytical Services - Greensburg					
Radium-228	EPA 904.0	**0.826 ± 0.526 (0.998) C:65% T:87%**	pCi/L	06/17/22 16:35	15262-20-1	
	Pace Analytical Services - Greensburg					
Total Radium	Total Radium Calculation	**1.53 ± 1.02 (1.59)**	pCi/L	06/24/22 17:46	7440-14-4	

REPORT OF LABORATORY ANALYSIS

This report shall not be reproduced, except in full,
without the written consent of Pace Analytical Services, LLC.

Pace Analytical Services, LLC
7726 Moller Road
Indianapolis, IN 46268
(317)228-3100

QUALITY CONTROL - RADIOCHEMISTRY

Project: Eagle Valley P1R1
Pace Project No.: 50316224

QC Batch: 509593 | Analysis Method: EPA 903.1
QC Batch Method: EPA 903.1 | Analysis Description: 903.1 Radium-226
Laboratory: Pace Analytical Services - Greensburg
Associated Lab Samples: 50316224001, 50316224002, 50316224003, 50316224004, 50316224005, 50316224006, 50316224007, 50316224008, 50316224009

METHOD BLANK: 2469442 Matrix: Water
Associated Lab Samples: 50316224001, 50316224002, 50316224003, 50316224004, 50316224005, 50316224006, 50316224007, 50316224008, 50316224009

Parameter	Act ± Unc (MDC) Carr Trac	Units	Analyzed	Qualifiers
Radium-226	0.0454 ± 0.236 (0.489) C:NA T:93%	pCi/L	06/23/22 12:55	

Results presented on this page are in the units indicated by the "Units" column except where an alternate unit is presented to the right of the result.

REPORT OF LABORATORY ANALYSIS

This report shall not be reproduced, except in full,
without the written consent of Pace Analytical Services, LLC.

Pace Analytical Services, LLC
7726 Moller Road
Indianapolis, IN 46268
(317)228-3100

QUALITY CONTROL - RADIOCHEMISTRY

Project: Eagle Valley P1R1
Pace Project No.: 50316224

QC Batch: 509595 | Analysis Method: EPA 904.0
QC Batch Method: EPA 904.0 | Analysis Description: 904.0 Radium 228
Laboratory: Pace Analytical Services - Greensburg
Associated Lab Samples: 50316224001, 50316224002, 50316224003, 50316224004, 50316224005, 50316224006, 50316224007, 50316224008, 50316224009

METHOD BLANK: 2469445 Matrix: Water
Associated Lab Samples: 50316224001, 50316224002, 50316224003, 50316224004, 50316224005, 50316224006, 50316224007, 50316224008, 50316224009

Parameter	Act ± Unc (MDC) Carr Trac	Units	Analyzed	Qualifiers
Radium-228	0.591 ± 0.324 (0.579) C:78% T:95%	pCi/L	06/17/22 11:44	

Results presented on this page are in the units indicated by the "Units" column except where an alternate unit is presented to the right of the result.

REPORT OF LABORATORY ANALYSIS

This report shall not be reproduced, except in full,
without the written consent of Pace Analytical Services, LLC.

Pace Analytical Services, LLC
7726 Moller Road
Indianapolis, IN 46268
(317)228-3100

QUALIFIERS

Project: Eagle Valley P1R1
Pace Project No.: 50316224

DEFINITIONS

DF - Dilution Factor, if reported, represents the factor applied to the reported data due to dilution of the sample aliquot.

ND - Not Detected at or above adjusted reporting limit.

TNTC - Too Numerous To Count

J - Estimated concentration above the adjusted method detection limit and below the adjusted reporting limit.

MDL - Adjusted Method Detection Limit.

PQL - Practical Quantitation Limit.

RL - Reporting Limit - The lowest concentration value that meets project requirements for quantitative data with known precision and bias for a specific analyte in a specific matrix.

S - Surrogate

1,2-Diphenylhydrazine decomposes to and cannot be separated from Azobenzene using Method 8270. The result for each analyte is a combined concentration.

Consistent with EPA guidelines, unrounded data are displayed and have been used to calculate % recovery and RPD values.

LCS(D) - Laboratory Control Sample (Duplicate)

MS(D) - Matrix Spike (Duplicate)

DUP - Sample Duplicate

RPD - Relative Percent Difference

NC - Not Calculable.

SG - Silica Gel - Clean-Up

U - Indicates the compound was analyzed for, but not detected.

N-Nitrosodiphenylamine decomposes and cannot be separated from Diphenylamine using Method 8270. The result reported for each analyte is a combined concentration.

Reported results are not rounded until the final step prior to reporting. Therefore, calculated parameters that are typically reported as "Total" may vary slightly from the sum of the reported component parameters.

Act - Activity

Unc - Uncertainty: SDWA = 1.96 sigma count uncertainty, all other matrices = Expanded Uncertainty (95% confidence interval). Gamma Spec = Expanded Uncertainty (95.4% Confidence Interval)

(MDC) - Minimum Detectable Concentration

Trac - Tracer Recovery (%)

Carr - Carrier Recovery (%)

Pace Analytical is TNI accredited. Contact your Pace PM for the current list of accredited analytes.

TNI - The NELAC Institute.

ANALYTE QUALIFIERS

B	Analyte was detected in the associated method blank.
H3	Sample was received or analysis requested beyond the recognized method holding time.
M3	Matrix spike recovery was outside laboratory control limits due to matrix interferences.
N2	The lab does not hold NELAC/TNI accreditation for this parameter but other accreditations/certifications may apply. A complete list of accreditations/certifications is available upon request.

This report shall not be reproduced, except in full,
without the written consent of Pace Analytical Services, LLC.

Pace Analytical Services, LLC
7726 Moller Road
Indianapolis, IN 46268
(317)228-3100

QUALITY CONTROL DATA CROSS REFERENCE TABLE

Project: Eagle Valley P1R1
Pace Project No.: 50316224

Lab ID	Sample ID	QC Batch Method	QC Batch	Analytical Method	Analytical Batch
50316224001	**MW-1S**	EPA 9056	677373		
50316224002	**MW-1I**	EPA 9056	677373		
50316224003	**MW-1D**	EPA 9056	677373		
50316224006	**MW-4S**	EPA 9056	677373		
50316224007	**MW-4I**	EPA 9056	677373		
50316224008	**MW-4D**	EPA 9056	677373		
50316224009	**DUP 1**	EPA 9056	677373		
50316224001	**MW-1S**	EPA 3010	676914	EPA 6010	677629
50316224002	**MW-1I**	EPA 3010	676914	EPA 6010	677629
50316224003	**MW-1D**	EPA 3010	676914	EPA 6010	677629
50316224006	**MW-4S**	EPA 3010	676914	EPA 6010	677629
50316224007	**MW-4I**	EPA 3010	676914	EPA 6010	677629
50316224008	**MW-4D**	EPA 3010	676914	EPA 6010	677629
50316224009	**DUP 1**	EPA 3010	676914	EPA 6010	677629
50316224001	**MW-1S**	EPA 3010	677433	EPA 6010	677617
50316224002	**MW-1I**	EPA 3010	677433	EPA 6010	677617
50316224003	**MW-1D**	EPA 3010	677433	EPA 6010	677617
50316224006	**MW-4S**	EPA 3010	677433	EPA 6010	677617
50316224007	**MW-4I**	EPA 3010	677433	EPA 6010	677617
50316224008	**MW-4D**	EPA 3010	677433	EPA 6010	677617
50316224009	**DUP 1**	EPA 3010	677433	EPA 6010	677617
50316224001	**MW-1S**	EPA 200.2	676087	EPA 6020	676279
50316224002	**MW-1I**	EPA 200.2	676087	EPA 6020	676279
50316224003	**MW-1D**	EPA 200.2	676087	EPA 6020	676279
50316224006	**MW-4S**	EPA 200.2	676087	EPA 6020	676279
50316224007	**MW-4I**	EPA 200.2	676087	EPA 6020	676279
50316224008	**MW-4D**	EPA 200.2	676087	EPA 6020	676279
50316224009	**DUP 1**	EPA 200.2	676087	EPA 6020	676279
50316224001	**MW-1S**	EPA 7470	676749	EPA 7470	676943
50316224002	**MW-1I**	EPA 7470	676749	EPA 7470	676943
50316224003	**MW-1D**	EPA 7470	676749	EPA 7470	676943
50316224006	**MW-4S**	EPA 7470	676749	EPA 7470	676943
50316224007	**MW-4I**	EPA 7470	676749	EPA 7470	676943
50316224008	**MW-4D**	EPA 7470	676749	EPA 7470	676943
50316224009	**DUP 1**	EPA 7470	676749	EPA 7470	676943
50316224001	**MW-1S**	EPA 903.1	509593		
50316224002	**MW-1I**	EPA 903.1	509593		
50316224003	**MW-1D**	EPA 903.1	509593		
50316224004	**MW-1D MS**	EPA 903.1	509593		
50316224005	**MW-1D MSD**	EPA 903.1	509593		
50316224006	**MW-4S**	EPA 903.1	509593		
50316224007	**MW-4I**	EPA 903.1	509593		
50316224008	**MW-4D**	EPA 903.1	509593		
50316224009	**DUP 1**	EPA 903.1	509593		
50316224001	**MW-1S**	EPA 904.0	509595		
50316224002	**MW-1I**	EPA 904.0	509595		

REPORT OF LABORATORY ANALYSIS

This report shall not be reproduced, except in full,
without the written consent of Pace Analytical Services, LLC.

Pace Analytical Services, LLC
7726 Moller Road
Indianapolis, IN 46268
(317)228-3100

QUALITY CONTROL DATA CROSS REFERENCE TABLE

Project: Eagle Valley P1R1
Pace Project No.: 50316224

Lab ID	Sample ID	QC Batch Method	QC Batch	Analytical Method	Analytical Batch
50316224003	**MW-1D**	EPA 904.0	509595		
50316224004	**MW-1D MS**	EPA 904.0	509595		
50316224005	**MW-1D MSD**	EPA 904.0	509595		
50316224006	**MW-4S**	EPA 904.0	509595		
50316224007	**MW-4I**	EPA 904.0	509595		
50316224008	**MW-4D**	EPA 904.0	509595		
50316224009	**DUP 1**	EPA 904.0	509595		
50316224001	**MW-1S**	Total Radium Calculation	514405		
50316224002	**MW-1I**	Total Radium Calculation	514405		
50316224003	**MW-1D**	Total Radium Calculation	514405		
50316224006	**MW-4S**	Total Radium Calculation	514405		
50316224007	**MW-4I**	Total Radium Calculation	514405		
50316224008	**MW-4D**	Total Radium Calculation	514405		
50316224009	**DUP 1**	Total Radium Calculation	514405		
50316224001	**MW-1S**	SM 2320B	676826		
50316224002	**MW-1I**	SM 2320B	676828		
50316224003	**MW-1D**	SM 2320B	676828		
50316224006	**MW-4S**	SM 2320B	676828		
50316224007	**MW-4I**	SM 2320B	676828		
50316224008	**MW-4D**	SM 2320B	676828		
50316224009	**DUP 1**	SM 2320B	676828		
50316224001	**MW-1S**	SM 2540C	676570		
50316224002	**MW-1I**	SM 2540C	676570		
50316224003	**MW-1D**	SM 2540C	676570		
50316224006	**MW-4S**	SM 2540C	676570		
50316224007	**MW-4I**	SM 2540C	676570		
50316224008	**MW-4D**	SM 2540C	676570		
50316224009	**DUP 1**	SM 2540C	676570		
50316224001	**MW-1S**	SM 4500-H+B	676460		
50316224002	**MW-1I**	SM 4500-H+B	676460		
50316224003	**MW-1D**	SM 4500-H+B	676460		
50316224006	**MW-4S**	SM 4500-H+B	676460		
50316224007	**MW-4I**	SM 4500-H+B	676460		
50316224008	**MW-4D**	SM 4500-H+B	676460		
50316224009	**DUP 1**	SM 4500-H+B	676460		
50316224001	**MW-1S**	SM 4500-S2-D	676052		
50316224002	**MW-1I**	SM 4500-S2-D	676052		
50316224003	**MW-1D**	SM 4500-S2-D	676052		
50316224006	**MW-4S**	SM 4500-S2-D	676052		
50316224007	**MW-4I**	SM 4500-S2-D	676052		
50316224008	**MW-4D**	SM 4500-S2-D	676052		
50316224009	**DUP 1**	SM 4500-S2-D	676052		
50316224001	**MW-1S**	HACH 8146	678174		
50316224002	**MW-1I**	HACH 8146	678174		
50316224003	**MW-1D**	HACH 8146	678174		

This report shall not be reproduced, except in full,
without the written consent of Pace Analytical Services, LLC.

Pace Analytical Services, LLC
7726 Moller Road
Indianapolis, IN 46268
(317)228-3100

QUALITY CONTROL DATA CROSS REFERENCE TABLE

Project: Eagle Valley P1R1
Pace Project No.: 50316224

Lab ID	Sample ID	QC Batch Method	QC Batch	Analytical Method	Analytical Batch
50316224006	**MW-4S**	HACH 8146	678174		
50316224007	**MW-4I**	HACH 8146	678174		
50316224008	**MW-4D**	HACH 8146	678174		
50316224009	**DUP 1**	HACH 8146	678174		
50316224001	**MW-1S**	EPA 353.2	675779		
50316224002	**MW-1I**	EPA 353.2	675779		
50316224003	**MW-1D**	EPA 353.2	675779		
50316224006	**MW-4S**	EPA 353.2	675779		
50316224007	**MW-4I**	EPA 353.2	675779		
50316224008	**MW-4D**	EPA 353.2	675779		
50316224009	**DUP 1**	EPA 353.2	675779		
50316224001	**MW-1S**	EPA 365.1	675807	EPA 365.1	676393
50316224002	**MW-1I**	EPA 365.1	675807	EPA 365.1	676393
50316224003	**MW-1D**	EPA 365.1	675807	EPA 365.1	676393
50316224006	**MW-4S**	EPA 365.1	675807	EPA 365.1	676393
50316224007	**MW-4I**	EPA 365.1	676060	EPA 365.1	676408
50316224008	**MW-4D**	EPA 365.1	676061	EPA 365.1	676409
50316224009	**DUP 1**	EPA 365.1	676061	EPA 365.1	676409
50316224001	**MW-1S**	SM 5310C	677562		
50316224002	**MW-1I**	SM 5310C	677564		
50316224003	**MW-1D**	SM 5310C	677564		
50316224006	**MW-4S**	SM 5310C	677564		
50316224007	**MW-4I**	SM 5310C	677564		
50316224008	**MW-4D**	SM 5310C	677564		
50316224009	**DUP 1**	SM 5310C	677564		
50316224001	**MW-1S**	SM 5310C	677651		
50316224002	**MW-1I**	SM 5310C	677651		
50316224003	**MW-1D**	SM 5310C	677651		
50316224006	**MW-4S**	SM 5310C	677651		
50316224007	**MW-4I**	SM 5310C	677651		
50316224008	**MW-4D**	SM 5310C	677651		
50316224009	**DUP 1**	SM 5310C	677651		

This report shall not be reproduced, except in full,
without the written consent of Pace Analytical Services, LLC.

WO# : 50316224

50316224

CHAIN-OF-CUSTODY / Analytical Request Document

The Chain-of-Custody is a LEGAL DOCUMENT. All relevant fields must be completed accurately.

Page : 1 Of 1

Required Project Information:		Section C Invoice Information:	
Company: Atlas Indianapolis	Report To: Mark Breting	Attention:	Accounts Payable
Address: 7988 Centerpoint Drive	Copy To:	Company Name:	Atlas Indianapolis
Indianapolis, IN 46256		Address:	
Email: mark.breting@oneatlas.com	Purchase Order #:	Pace Quote:	
Phone: NONE Fax:	Project Name: Eagle Valley Profile 1 Report 1	Pace Project Manager:	hayden.putt@pacelabs.com
Requested Due Date:	Project #:	Pace Profile #:	10498/17

Regulatory Agency

State / Location: IN

Requested Analysis Filtered (Y/N)

ITEM #	SAMPLE ID (One Character per box. (A-Z, 0-9 / , -) Sample Ids must be unique)	MATRIX CODE (see valid codes to left)	SAMPLE TYPE (G=GRAB C=COMP)	COLLECTED START DATE	COLLECTED START TIME	COLLECTED END DATE	COLLECTED END TIME	SAMPLE TEMP AT COLLECTION	# OF CONTAINERS	Preservatives: Unpreserved	H2SO4	HNO3	HCl	NaOH + ZnAcetate	Na2S2O3	Methanol	Other	Analyses Test Y/N	TDS / NO2,NO3-Wet	(Cl, F, SO4) IC	Metals, Total*	Metals Diss. Field Filtered** (Y)	Rad-228	Rad-226	Alkalinity, Ferrous Iron, pH	TOC by 5310C	DOC by 5310C (Y)	Sulfide	Phosphate	Residual Chlorine (Y/N)	
1	MW-1S	WT	G	5-10-22	1055				11	3	3	4		1					X	X	X	X	X	X	X	X	X	X	X		001
2	MW-1I	WT			1205				11	3	3	4		1					X	X	X	X	X	X	X	X	X	X	X		002
3	MW-1D	WT			1335				33	9	9	12		3					X	X	X	X	X	X	X	X	X	X	X		003 004 005
4	MW-2S	WT							11	3	3	4		1					X	X	X	X	X	X	X	X	X	X	X		
5	MW-2I	WT							11	3	3	4		1					X	X	X	X	X	X	X	X	X	X	X		
6	MW-2D	WT							11	3	3	4		1					X	X	X	X	X	X	X	X	X	X	X		
7	MW-3S	WT							11	3	3	4		1					X	X	X	X	X	X	X	X	X	X	X		
8	MW-3I	WT							11	3	3	4		1					X	X	X	X	X	X	X	X	X	X	X		
9	MW-4S	WT							11	3	3	4		1					X	X	X	X	X	X	X	X	X	X	X		
10	MW-4I	WT							11	3	3	4		1					X	X	X	X	X	X	X	X	X	X	X		
11	MW-4D	WT							11	3	3	4		1					X	X	X	X	X	X	X	X	X	X	X		
12	MW-6S	WT							11	3	3	4		1					X	X	X	X	X	X	X	X	X	X	X		

ADDITIONAL COMMENTS	RELINQUISHED BY / AFFILIATION	DATE	TIME	ACCEPTED BY / AFFILIATION	DATE	TIME	SAMPLE CONDITIONS			
* Metals: 6010 (Al, Ba, B, Cd, Cr, Fe, Pb, Mn, Mo, Ca, Mg, Na, K, Li, SiO2)	ATLAS	5-10-2022	1780	Pace	5/11/22	1430				
6020 (Be, Co, As, Se, Sb, Tl), 7470 (Hg).	Pace	5/11/22	1545	M. Nunnery	5/11/22	1545	See SCR	Y	N	Y
** Dissolved FF 6010 (Mo, Mn)										
Alkalinity = (Total , Bicarb & Carb)										

SAMPLER NAME AND SIGNATURE

PRINT Name of SAMPLER: ERIKA Valerio

SIGNATURE of SAMPLER:

DATE Signed: 5-10-2022

TEMP in C	Received on Ice (Y/N)	Custody Sealed Cooler (Y/N)	Samples Intact (Y/N)

Pace Analytical
WWW.PACELABS.COM

CHAIN-OF-CUSTODY / Analytical Request Document

The Chain-of-Custody is a LEGAL DOCUMENT. All relevant fields must be completed accurately.

Section A Required Client Information:		Section B Required Project Information:		Section C Invoice Information:	
Company:	Atlas Indianapolis	Report To:	Mark Breting	Attention:	Accounts Payable
Address:	7988 Centerpoint Drive	Copy To:		Company Name:	Atlas Indianapolis
	Indianapolis, IN 46256			Address:	
Email:	mark.breting@oneatlas.com	Purchase Order #:		Pace Quote:	
Phone:	NONE Fax:	Project Name:	Eagle Valley Profile 1 Report 1	Pace Project Manager:	hayden.putt@pacelabs.com
Requested Due Date:		Project #:		Pace Profile #:	10498/17

Regulatory Agency	
State / Location	IN

ITEM #	SAMPLE ID (One Character per box. (A-Z, 0-9 / , -) Sample Ids must be unique)	MATRIX CODE (see valid codes to left)	SAMPLE TYPE (G=GRAB C=COMP)	COLLECTED START DATE	COLLECTED START TIME	COLLECTED END DATE	COLLECTED END TIME	SAMPLE TEMP AT COLLECTION	# OF CONTAINERS	Preservatives: Unpreserved	H2SO4	HNO3	HCl	NaOH + ZnAcetate	Na2S2O3	Methanol	Other	Analyses Test Y/N	TDS / NO2,NO3-Wet	(Cl, F, SO4) IC	Metals, Total*	Metals Diss. Field Filtered**	Rad-228	Rad-226	Alkalinity, Ferrous Iron, pH	TOC by 5310C	DOC by 5310C	Sulfide	Phosphate	Residual Chlorine (Y/N)	
	MATRIX CODE: Drinking Water DW, Water WT, Waste Water WW, Product P, Soil/Solid SL, Oil OL, Wipe WP, Air AR, Other OT, Tissue TS																	Requested Analysis Filtered (Y/N)				Y					Y				
1	MW-1S	WT							11	3	3	4		1					X	X	X	X	X	X	X	X	X	X		
2	MW-1I	WT							11	3	3	4		1					X	X	X	X	X	X	X	X	X	X		
3	MW-1D	WT							11	3	3	4		1					X	X	X	X	X	X	X	X	X	X		
4	MW-2S	WT							11	3	3	4		1					X	X	X	X	X	X	X	X	X	X		
5	MW-2I	WT							11	3	3	4		1					X	X	X	X	X	X	X	X	X	X		
6	MW-2D	WT							11	3	3	4		1					X	X	X	X	X	X	X	X	X	X		
7	MW-3S	WT							11	3	3	4		1					X	X	X	X	X	X	X	X	X	X		
8	MW-3I	WT							11	3	3	4		1					X	X	X	X	X	X	X	X	X	X		
9	MW-4S	WT	G			5/10/22	1326		11	3	3	4		1					X	X	X	X	X	X	X	X	X	X		OUL
10	MW-4I	WT	G			5/10/22	1215		11	3	3	4		1					X	X	X	X	X	X	X	X	X	X		OU7
11	MW-4D	WT	G			5/10/22	1045		11	3	3	4		1					X	X	X	X	X	X	X	X	X	X		OU8
12	MW-6S	WT							11	3	3	4		1					X	X	X	X	X	X	X	X	X	X		

ADDITIONAL COMMENTS	RELINQUISHED BY / AFFILIATION	DATE	TIME	ACCEPTED BY / AFFILIATION	DATE	TIME	SAMPLE CONDITIONS			
* Metals: 6010 (Al, Ba, B, Cd, Cr, Fe, Pb, Mn, Mo, Ca, Mg, Na, K, Li, SiO2)	Mark Breting/Atlas	5/11/22	0915		5/11/22	1430				
6020 (Be, Co, As, Se, Sb, Tl), 7470 (Hg).	/Atlas	5/11/22	1545	M. Nunez	5/11/22	1545	See SCUR	Y	N	Y
** Dissolved FF 6010 (Mo, Mn)										
Alkalinity = (Total , Bicarb & Carb)										

SAMPLER NAME AND SIGNATURE			
PRINT Name of SAMPLER:	Samanta Lax		
SIGNATURE of SAMPLER:	Mark Breting/Atlas	DATE Signed:	5/11/22

Samanta Lax

TEMP in C	Received on Ice (Y/N)	Custody Sealed Cooler (Y/N)	Samples Intact (Y/N)

Pace Analytical
WWW.PACELABS.COM

CHAIN-OF-CUSTODY / Analytical Request Document

The Chain-of-Custody is a LEGAL DOCUMENT. All relevant fields must be completed accurately.

Section A Required Client Information:		Section B Required Project Information:		Section C Invoice Information:	
Company:	Atlas Indianapolis	Report To:	Mark Breting	Attention:	Accounts Payable
Address:	7988 Centerpoint Drive	Copy To:		Company Name:	Atlas Indianapolis
	Indianapolis, IN 46256			Address:	
Email:	mark.breting@oneatlas.com	Purchase Order #:		Pace Quote:	
Phone:	NONE Fax:	Project Name:	Eagle Valley Profile 1 Report 1	Pace Project Manager:	hayden.putt@pacelabs.com
Requested Due Date:		Project #:		Pace Profile #:	10498/17

Regulatory Agency	
State / Location	
	IN

SAMPLE ID
One Character per box.
(A-Z, 0-9 / , -)
Sample Ids must be unique

MATRIX	CODE
Drinking Water	DW
Water	WT
Waste Water	WW
Product	P
Soil/Solid	SL
Oil	OL
Wipe	WP
Air	AR
Other	OT
Tissue	TS

ITEM #	SAMPLE ID	MATRIX CODE (see valid codes to left)	SAMPLE TYPE (G=GRAB C=COMP)	COLLECTED START DATE	COLLECTED START TIME	COLLECTED END DATE	COLLECTED END TIME	SAMPLE TEMP AT COLLECTION	# OF CONTAINERS	Preservatives: Unpreserved	H2SO4	HNO3	HCl	NaOH + ZnAcetate	Na2S2O3	Methanol	Other	Analyses Test Y/N	TDS / NO2,NO3-Wet	(Cl, F, SO4) IC	Metals, Total*	Metals Diss. Field Filtered** (Y)	Rad-228	Rad-226	Alkalinity, Ferrous Iron, pH	TOC by 5310C	DOC by 5310C (Y)	Sulfide	Phosphate	Residual Chlorine (Y/N)	
25	DUP 1	WT	G			5/10/22	0000		11	3	3	4		1					X	X	X	X	X	X	X	X	X	X		CSCG
26	FIELD BLANK 1	WT							9	2	2	4		1					X	X	X		X	X	X	X		X	X		
27																															
28																															
29																															
30																															
31																															
32																															
33																															
34																															
35																															
36																															

ADDITIONAL COMMENTS	RELINQUISHED BY / AFFILIATION	DATE	TIME	ACCEPTED BY / AFFILIATION	DATE	TIME	SAMPLE CONDITIONS			
* Metals: 6010 (Al, Ba, B, Cd, Cr, Fe, Pb, Mn, Mo, Ca, Mg, Na, K, Li, SiO2)	Mark Breting/Atlas	5/11/22	0915	Pace	1430		SEE SCHR	Y	N	Y
6020 (Be, Co, As, Se, Sb, Tl), 7470 (Hg).	Pace	5/11/22	1528	M. Nunez	5/11/22	1545				
** Dissolved FF 6010 (Mo, Mn)										
Alkalinity = (Total , Bicarb & Carb)										

SAMPLER NAME AND SIGNATURE		TEMP in C	Received on Ice (Y/N)	Custody Sealed Cooler (Y/N)	Samples Intact (Y/N)
PRINT Name of SAMPLER:	Samanta Lax				
SIGNATURE of SAMPLER:	Mark Breting/Atlas Samanta Lax	DATE Signed:	5/11/22		

F-IN-Q-290-rev.22, 22Apr2022

SAMPLE CONDITION UPON RECEIPT FORM

Date/Time and Initials of person examining contents: MN 5/11/22 1658

1. **Courier:** ☐ FED EX ☐ UPS ☐ CLIENT ☑ PACE ☐ USPS ☐ OTHER _____

2. **Custody Seal on Cooler/Box Present:** ☐ Yes ☑ No

(If yes)Seals Intact: ☐ Yes ☐ No **(leave blank if no seals were present)**

3. **Thermometer:** 1 2 3 4 5 6 A B C D E F

4. **Cooler Temperature(s):** 2.5/2.5 | 1.1/1.1 | 3.5/3.5 | 2.8/2.8
(Initial/Corrected) RECORD TEMPS OF ALL COOLERS RECEIVED (use Comments below to add more)

5. **Packing Material:** ☐ Bubble Wrap ☐ Bubble Bags ☐ None ☐ Other _____

6. **Ice Type:** ☐ Wet ☐ Blue ☐ None

7. **If temp. is over 6°C or under 0°C, was the PM notified?:** ☐ Yes ☐ No
Cooler temp should be above freezing to 6°C

All discrepancies will be written out in the comments section below.

	Yes	No		Yes	No	N/A
USDA Regulated Soils? (HI, ID, NY, WA, OR,CA, NM, TX, OK, AR, LA, TN, AL, MS, NC, SC, GA, FL, or Puerto Rico)		—	All containers needing acid/base preservation have been pH CHECKED?: **Exceptions: VOA, coliform, LLHg, O&G, RAD CHEM, and any container with a septum cap or preserved with HCl.** **Circle:** **HNO3 (<2) H2SO4 (<2) NaOH (>10) NaOH/ZnAc (>9)** Any non-conformance to pH recommendations will be noted on the container count form	—		
Short Hold Time Analysis (48 hours or less)? **Analysis:** Nitrates	—					
Time 5035A TC placed in Freezer or Short Holds To Lab	Time: 1730			Present	Absent	N/A
			Residual Chlorine Check (SVOC 625 Pest/PCB 608)			—
Rush TAT Requested (4 days or less):		—	Residual Chlorine Check (Total/Amenable/Free Cyanide)			—
Custody Signatures Present?	—		Headspace Wisconsin Sulfide?			—
Containers Intact?:	—		Headspace in VOA Vials (>6mm): See Containter Count form for details	Present	Absent	No VOA Vials Sent —
Sample Label (IDs/Dates/Times) Match COC?: Except TCs, which only require sample ID	—		Trip Blank Present?		—	
Extra labels on Terracore Vials? (soils only)			Trip Blank Custody Seals?:			—

COMMENTS: #5 temp 3.4/3.4

COC PAGE 1 of 3

Sample Container Count

SBS
DI
MeOH (only)
BK
Kit

** Place a RED dot on containers that are out of conformance **

COC Line Item	WGFU	R	DG9H VG9H	VOA VIAL HS (>6mm)	VG9U	DG9U	VG9T	AG0U	AG1H	AG1U	AG2U	AG3S	AG3SF	AG3C	BP1U	BP1N	BP2U	BP3U	BP3N	BP3F	BP3S	BP3B	BP3Z	CG3H	Syringe Kit			Matrix	HNO3/ H2SO4 pH <2	NaOH/ ZNAc pH >9	NaOH pH>10
1												1	1	3	1	2	1	2	1	1	1		1					WT	✓	✓	
2												↓	↓			↓	↓	↓	↓	↓	↓		↓					↓	↓	↓	
3												3	3			6	3	6	3	3	3		3					↓	↓	↓	
4																															
5																															
6																															
7																															
8																															
9																															
10																															
11																															
12																															

Container Codes

Glass

DG9H	40mL HCl amber voa vial	BG1T	1L Na Thiosulfate clear glass
DG9P	40mL TSP amber vial	BG1U	1L unpreserved glass
DG9S	40mL H2SO4 amber vial	BG3H	250mL HCl Clear Glass
DG9T	40mL Na Thio amber vial	BG3U	250mL Unpres Clear Glass
DG9U	40mL unpreserved amber vial	AG0U	100mL unpres amber glass
VG9H	40mL HCl clear vial	AG1H	1L HCl amber glass
VG9T	40mL Na Thio. clear vial	AG1S	1L H2SO4 amber glass
VG9U	40mL unpreserved clear vial	AG1T	1L Na Thiosulfate amber glass
I	40mL w/hexane wipe vial	AG1U	1liter unpres amber glass
WGKU	8oz unpreserved clear jar	AG2N	500mL HNO3 amber glass
WGFU	4oz clear soil jar	AG2S	500mL H2SO4 amber glass
JGFU	4oz unpreserved amber wide	AG2U	500mL unpres amber glass
CG3H	250mL clear glass HCl	AG3S	250mL H2SO4 amber glass
BG1H	1L HCl clear glass	AG3SF	250mL H2SO4 amb glass -field filtered
BG1S	1L H2SO4 clear glass	AG3U	250mL unpres amber glass
GN	General	AG3C	250mL NaOH amber glass

Plastic / Misc.

BP1B	1L NaOH plastic
BP1N	1L HNO3 plastic
BP1S	1L H2SO4 plastic
BP1U	1L unpreserved plastic
BP1Z	1L NaOH, Zn, Ac
BP2N	500mL HNO3 plastic
BP2C	500mL NaOH plastic
BP2S	500mL H2SO4 plastic
BP2U	500mL unpreserved plastic
BP2Z	500mL NaOH, Zn Ac
BP3B	250mL NaOH plastic
BP3N	250mL HNO3 plastic
BP3F	250mL HNO3 plastic-field filtered
BP3U	250mL unpreserved plastic
BP3S	250mL H2SO4 plastic
BP3Z	250mL NaOH, ZnAc plastic

BP4U	125mL unpreserved plastic
BP4N	125mL HNO3 plastic
BP4S	125mL H2SO4 plastic

Syringe Kit	LL Cr+6 sampling kit

AF	Air Filter
C	Air Cassettes
R	Terracore kit
SP5T	120mL Coliform Na Thiosulfate
U	Summa Can
ZPLC	Ziploc Bag

WT		Water	
SL		Solid	
NAL	OL	Non-aqueous liquid	Oil
WP		Wipe	

COC PAGE 2 of 3

Sample Container Count

SBS
DI
MeOH (only)
BK
Kit

** Place a RED dot on containers that are out of conformance **

COC Line Item	WGFU	R	DG9H VG9H	VOA VIAL HS (>6mm)	VG9U	DG9U	VG9T	AG0U	AG1H	AG1U	AG2U	AG3S	AG3SF	AG3C	BP1U	BP1N	BP2U	BP3U	BP3N	BP3F	BP3S	BP3B	BP3Z	CG3H	Syringe Kit			Matrix	HNO3/ H2SO4 pH <2	NaOH/ ZNAc pH >9	NaOH pH>10
1																															
2																															
3																															
4																															
5																															
6																															
7																															
8																															
9												1	1			2	1	2	1	1	1		1					WT	✓	✓	
10												↓	↓			↓	↓	↓	↓	↓	↓		↓					↓	↓	↓	
11												↓	↓			↓	↓	↓	↓	↓	↓		↓					↓	↓	↓	
12																															

Container Codes

Glass

DG9H	40mL HCl amber voa vial	BG1T	1L Na Thiosulfate clear glass	BP1B	1L NaOH plastic
DG9P	40mL TSP amber vial	BG1U	1L unpreserved glass	BP1N	1L HNO3 plastic
DG9S	40mL H2SO4 amber vial	BG3H	250mL HCl Clear Glass	BP1S	1L H2SO4 plastic
DG9T	40mL Na Thio amber vial	BG3U	250mL Unpres Clear Glass	BP1U	1L unpreserved plastic
DG9U	40mL unpreserved amber vial	AG0U	100mL unpres amber glass	BP1Z	1L NaOH, Zn, Ac
VG9H	40mL HCl clear vial	AG1H	1L HCl amber glass	BP2N	500mL HNO3 plastic
VG9T	40mL Na Thio. clear vial	AG1S	1L H2SO4 amber glass	BP2C	500mL NaOH plastic
VG9U	40mL unpreserved clear vial	AG1T	1L Na Thiosulfate amber glass	BP2S	500mL H2SO4 plastic
I	40mL w/hexane wipe vial	AG1U	1liter unpres amber glass	BP2U	500mL unpreserved plastic
WGKU	8oz unpreserved clear jar	AG2N	500mL HNO3 amber glass	BP2Z	500mL NaOH, Zn Ac
WGFU	4oz clear soil jar	AG2S	500mL H2SO4 amber glass	BP3B	250mL NaOH plastic
JGFU	4oz unpreserved amber wide	AG2U	500mL unpres amber glass	BP3N	250mL HNO3 plastic
CG3H	250mL clear glass HCl	AG3S	250mL H2SO4 amber glass	BP3F	250mL HNO3 plastic-field filtered
BG1H	1L HCl clear glass	AG3SF	250mL H2SO4 amb glass -field filtered	BP3U	250mL unpreserved plastic
BG1S	1L H2SO4 clear glass	AG3U	250mL unpres amber glass	BP3S	250mL H2SO4 plastic
GN	General	AG3C	250mL NaOH amber glass	BP3Z	250mL NaOH, ZnAc plastic

Plastic / Misc.

BP4U	125mL unpreserved plastic
BP4N	125mL HNO3 plastic
BP4S	125mL H2SO4 plastic

Syringe Kit	LL Cr+6 sampling kit

AF	Air Filter
C	Air Cassettes
R	Terracore kit
SP5T	120mL Coliform Na Thiosulfate
U	Summa Can
ZPLC	Ziploc Bag

WT		Water	
SL		Solid	
NAL	OL	Non-aqueous liquid	Oil
WP		Wipe	

COC PAGE 3 **of** 3

Sample Container Count

SBS
DI
MeOH (only)
BK
Kit

** Place a RED dot on containers that are out of conformance **

COC Line Item	WGFU	R	DG9H VG9H	VOA VIAL HS (>6mm)	VG9U	DG9U	VG9T	AG0U	AG1H	AG1U	AG2U	AG3S	AG3SF	AG3C	BP1U	BP1N	BP2U	BP3U	BP3N	BP3F	BP3S	BP3B	BP3Z	CG3H	Syringe Kit			Matrix	HNO3/ H2SO4 pH <2	NaOH/ ZNAc pH >9	NaOH pH>10
1												1	1			1	1	2	1	1	1		1					WT	✓	✓	
2																															
3																															
4																															
5																															
6																															
7																															
8																															
9																															
10																															
11																															
12																															

Container Codes

Glass

DG9H	40mL HCl amber voa vial	BG1T	1L Na Thiosulfate clear glass	BP1B	1L NaOH plastic
DG9P	40mL TSP amber vial	BG1U	1L unpreserved glass	BP1N	1L HNO3 plastic
DG9S	40mL H2SO4 amber vial	BG3H	250mL HCl Clear Glass	BP1S	1L H2SO4 plastic
DG9T	40mL Na Thio amber vial	BG3U	250mL Unpres Clear Glass	BP1U	1L unpreserved plastic
DG9U	40mL unpreserved amber vial	AG0U	100mL unpres amber glass	BP1Z	1L NaOH, Zn, Ac
VG9H	40mL HCl clear vial	AG1H	1L HCl amber glass	BP2N	500mL HNO3 plastic
VG9T	40mL Na Thio. clear vial	AG1S	1L H2SO4 amber glass	BP2C	500mL NaOH plastic
VG9U	40mL unpreserved clear vial	AG1T	1L Na Thiosulfate amber glass	BP2S	500mL H2SO4 plastic
I	40mL w/hexane wipe vial	AG1U	1liter unpres amber glass	BP2U	500mL unpreserved plastic
WGKU	8oz unpreserved clear jar	AG2N	500mL HNO3 amber glass	BP2Z	500mL NaOH, Zn Ac
WGFU	4oz clear soil jar	AG2S	500mL H2SO4 amber glass	BP3B	250mL NaOH plastic
JGFU	4oz unpreserved amber wide	AG2U	500mL unpres amber glass	BP3N	250mL HNO3 plastic
CG3H	250mL clear glass HCl	AG3S	250mL H2SO4 amber glass	BP3F	250mL HNO3 plastic-field filtered
BG1H	1L HCl clear glass	AG3SF	250mL H2SO4 amb glass -field filtered	BP3U	250mL unpreserved plastic
BG1S	1L H2SO4 clear glass	AG3U	250mL unpres amber glass	BP3S	250mL H2SO4 plastic
GN	General	AG3C	250mL NaOH amber glass	BP3Z	250mL NaOH, ZnAc plastic

Plastic / Misc.

BP4U	125mL unpreserved plastic
BP4N	125mL HNO3 plastic
BP4S	125mL H2SO4 plastic

Syringe Kit	LL Cr+6 sampling kit

AF	Air Filter
C	Air Cassettes
R	Terracore kit
SP5T	120mL Coliform Na Thiosulfate
U	Summa Can
ZPLC	Ziploc Bag

WT		Water	
SL		Solid	
NAL	OL	Non-aqueous liquid	Oil
WP		Wipe	

Pace Analytical Services, LLC
7726 Moller Road
Indianapolis, IN 46268
(317)228-3100

July 28, 2022

Mr. Mark Breting
ATC Group Services
7988 Centerpoint Drive
Suite 100
Indianapolis, IN 46256

RE: Project: Eagle Valley P1R1
Pace Project No.: 50316328

Dear Mr. Breting:

Enclosed are the analytical results for sample(s) received by the laboratory on May 12, 2022. The results relate only to the samples included in this report. Results reported herein conform to the applicable TNI/NELAC Standards and the laboratory's Quality Manual, where applicable, unless otherwise noted in the body of the report.

The test results provided in this final report were generated by each of the following laboratories within the Pace Network:

- Pace Analytical Services - Indianapolis
- Pace Analytical Services - Greensburg

If you have any questions concerning this report, please feel free to contact me.

Sincerely,

Hayden Putt
hayden.putt@pacelabs.com
(317)228-3145
Project Manager

Enclosures

cc: Mr. Robert Miller, Haley & Aldrich

Pace Analytical Services, LLC
7726 Moller Road
Indianapolis, IN 46268
(317)228-3100

CERTIFICATIONS

Project: Eagle Valley P1R1
Pace Project No.: 50316328

Pace Analytical Services Pennsylvania

1638 Roseytown Rd Suites 2,3&4, Greensburg, PA 15601
ANAB DOD-ELAP Rad Accreditation #: L2417
Alabama Certification #: 41590
Arizona Certification #: AZ0734
Arkansas Certification
California Certification #: 04222CA
Colorado Certification #: PA01547
Connecticut Certification #: PH-0694
Delaware Certification
EPA Region 4 DW Rad
Florida/TNI Certification #: E87683
Georgia Certification #: C040
Florida: Cert E871149 SEKS WET
Guam Certification
Hawaii Certification
Idaho Certification
Illinois Certification
Indiana Certification
Iowa Certification #: 391
Kansas/TNI Certification #: E-10358
Kentucky Certification #: KY90133
KY WW Permit #: KY0098221
KY WW Permit #: KY0000221
Louisiana DHH/TNI Certification #: LA180012
Louisiana DEQ/TNI Certification #: 4086
Maine Certification #: 2017020
Maryland Certification #: 308
Massachusetts Certification #: M-PA1457
Michigan/PADEP Certification #: 9991
Missouri Certification #: 235
Montana Certification #: Cert0082
Nebraska Certification #: NE-OS-29-14
Nevada Certification #: PA014572018-1
New Hampshire/TNI Certification #: 297617
New Jersey/TNI Certification #: PA051
New Mexico Certification #: PA01457
New York/TNI Certification #: 10888
North Carolina Certification #: 42706
North Dakota Certification #: R-190
Ohio EPA Rad Approval: #41249
Oregon/TNI Certification #: PA200002-010
Pennsylvania/TNI Certification #: 65-00282
Puerto Rico Certification #: PA01457
Rhode Island Certification #: 65-00282
South Dakota Certification
Tennessee Certification #: 02867
Texas/TNI Certification #: T104704188-17-3
Utah/TNI Certification #: PA014572017-9
USDA Soil Permit #: P330-17-00091
Vermont Dept. of Health: ID# VT-0282
Virgin Island/PADEP Certification
Virginia/VELAP Certification #: 460198
Washington Certification #: C868
West Virginia DEP Certification #: 143
West Virginia DHHR Certification #: 9964C
Wisconsin Approve List for Rad
Wyoming Certification #: 8TMS-L

Pace Analytical Services Indianapolis

7726 Moller Road, Indianapolis, IN 46268
Illinois Accreditation #: 200074
Indiana Drinking Water Laboratory #: C-49-06
Kansas/TNI Certification #: E-10177
Kentucky UST Agency Interest #: 80226
Kentucky WW Laboratory ID #: 98019
Michigan Drinking Water Laboratory #9050
Ohio VAP Certified Laboratory #: CL0065
Oklahoma Laboratory #: 9204
Texas Certification #: T104704355
Wisconsin Laboratory #: 999788130
USDA Soil Permit #: P330-19-00257

This report shall not be reproduced, except in full,
without the written consent of Pace Analytical Services, LLC.

Pace Analytical Services, LLC
7726 Moller Road
Indianapolis, IN 46268
(317)228-3100

SAMPLE SUMMARY

Project: Eagle Valley P1R1
Pace Project No.: 50316328

Lab ID	Sample ID	Matrix	Date Collected	Date Received
50316328001	**MW-6S**	Water	05/11/22 11:58	05/12/22 13:45
50316328002	**MW-6I**	Water	05/11/22 10:55	05/12/22 13:45
50316328003	**MW-6D**	Water	05/11/22 13:11	05/12/22 13:45

This report shall not be reproduced, except in full,
without the written consent of Pace Analytical Services, LLC.

Pace Analytical Services, LLC
7726 Moller Road
Indianapolis, IN 46268
(317)228-3100

SAMPLE ANALYTE COUNT

Project: Eagle Valley P1R1
Pace Project No.: 50316328

Lab ID	Sample ID	Method	Analysts	Analytes Reported	Laboratory
50316328001	**MW-6S**	EPA 9056	BK1	3	PASI-I
		EPA 6010	JPK	15	PASI-I
		EPA 6010	JPK	2	PASI-I
		EPA 6020	CAW	6	PASI-I
		EPA 7470	ILP	1	PASI-I
		EPA 903.1	RPS	1	PASI-PA
		EPA 904.0	VAL	1	PASI-PA
		Total Radium Calculation	JAL	1	PASI-PA
		SM 2320B	SLB	3	PASI-I
		SM 2540C	BSW	1	PASI-I
		SM 4500-H+B	TRK	1	PASI-I
		SM 4500-S2-D	SWJ	1	PASI-I
		HACH 8146	ZM	1	PASI-I
		EPA 353.2	OAS	2	PASI-I
		EPA 365.1	ZM	1	PASI-I
		SM 5310C	ZM	1	PASI-I
		SM 5310C	ZM	1	PASI-I
50316328002	**MW-6I**	EPA 9056	BK1	3	PASI-I
		EPA 6010	JPK	15	PASI-I
		EPA 6010	JPK	2	PASI-I
		EPA 6020	CAW	6	PASI-I
		EPA 7470	ILP	1	PASI-I
		EPA 903.1	RPS	1	PASI-PA
		EPA 904.0	VAL	1	PASI-PA
		Total Radium Calculation	JAL	1	PASI-PA
		SM 2320B	SLB	3	PASI-I
		SM 2540C	BSW	1	PASI-I
		SM 4500-H+B	TRK	1	PASI-I
		SM 4500-S2-D	SWJ	1	PASI-I
		HACH 8146	ZM	1	PASI-I
		EPA 353.2	OAS	2	PASI-I
		EPA 365.1	ZM	1	PASI-I
		SM 5310C	ZM	1	PASI-I
		SM 5310C	ZM	1	PASI-I
50316328003	**MW-6D**	EPA 9056	BK1	3	PASI-I
		EPA 6010	JPK	15	PASI-I
		EPA 6010	JPK	2	PASI-I

This report shall not be reproduced, except in full,
without the written consent of Pace Analytical Services, LLC.

Pace Analytical Services, LLC
7726 Moller Road
Indianapolis, IN 46268
(317)228-3100

SAMPLE ANALYTE COUNT

Project: Eagle Valley P1R1
Pace Project No.: 50316328

Lab ID	Sample ID	Method	Analysts	Analytes Reported	Laboratory
		EPA 6020	CAW	6	PASI-I
		EPA 7470	ILP	1	PASI-I
		EPA 903.1	RPS	1	PASI-PA
		EPA 904.0	VAL	1	PASI-PA
		Total Radium Calculation	JAL	1	PASI-PA
		SM 2320B	SLB	3	PASI-I
		SM 2540C	BSW	1	PASI-I
		SM 4500-H+B	TRK	1	PASI-I
		SM 4500-S2-D	SWJ	1	PASI-I
		HACH 8146	ZM	1	PASI-I
		EPA 353.2	OAS	2	PASI-I
		EPA 365.1	ZM	1	PASI-I
		SM 5310C	ZM	1	PASI-I
		SM 5310C	ZM	1	PASI-I

PASI-I = Pace Analytical Services - Indianapolis
PASI-PA = Pace Analytical Services - Greensburg

This report shall not be reproduced, except in full,
without the written consent of Pace Analytical Services, LLC.

Pace Analytical Services, LLC
7726 Moller Road
Indianapolis, IN 46268
(317)228-3100

SUMMARY OF DETECTION

Project: Eagle Valley P1R1
Pace Project No.: 50316328

Lab Sample ID / Method	Client Sample ID / Parameters	Result	Units	Report Limit	Analyzed	Qualifiers
50316328001	**MW-6S**					
EPA 9056	Chloride	33.8	mg/L	2.5	05/24/22 20:32	
EPA 9056	Fluoride	0.25	mg/L	0.10	05/24/22 08:17	
EPA 9056	Sulfate	199	mg/L	2.5	05/24/22 20:32	
EPA 6010	Barium	92.5	ug/L	10.0	05/25/22 02:47	
EPA 6010	Boron	3020	ug/L	100	05/25/22 02:47	
EPA 6010	Calcium	161000	ug/L	1000	05/25/22 02:47	
EPA 6010	Lithium	68.6	ug/L	20.0	05/25/22 02:47	
EPA 6010	Magnesium	39200	ug/L	1000	05/25/22 02:47	
EPA 6010	Manganese	49.5	ug/L	10.0	05/25/22 02:47	
EPA 6010	Molybdenum	81.4	ug/L	10.0	05/25/22 02:47	
EPA 6010	Potassium	7000	ug/L	1000	05/25/22 02:47	
EPA 6010	Silica	12800	ug/L	450	05/25/22 02:47	N2
EPA 6010	Sodium	51000	ug/L	1000	05/25/22 02:47	
EPA 6010	Molybdenum, Dissolved	78.2	ug/L	10.0	05/22/22 02:59	
EPA 6020	Selenium	16.8	ug/L	1.0	05/19/22 01:14	
EPA 903.1	Radium-226	0.679 ± 0.570 (0.816) C:NA T:103%	pCi/L		06/22/22 12:56	
EPA 904.0	Radium-228	0.769 ± 0.439 (0.810) C:80% T:85%	pCi/L		06/20/22 15:27	
Total Radium Calculation	Total Radium	1.45 ± 1.01 (1.63)	pCi/L		06/24/22 17:45	
SM 2320B	Alkalinity, Total as CaCO3	452	mg/L	2.0	05/19/22 11:13	
SM 2320B	Alkalinity,Bicarbonate (CaCO3)	452	mg/L	2.0	05/19/22 11:13	
SM 2540C	Total Dissolved Solids	768	mg/L	20.0	05/18/22 10:53	
SM 4500-H+B	pH at 25 Degrees C	7.9	Std. Units	0.10	05/19/22 12:12	H3
EPA 353.2	Nitrogen, Nitrate	0.46	mg/L	0.10	05/12/22 17:36	
50316328002	**MW-6I**					
EPA 9056	Chloride	90.5	mg/L	2.5	05/25/22 15:03	
EPA 9056	Fluoride	0.35	mg/L	0.10	05/24/22 09:18	
EPA 9056	Sulfate	143	mg/L	2.5	05/25/22 15:03	
EPA 6010	Barium	62.6	ug/L	10.0	05/25/22 02:49	
EPA 6010	Boron	2290	ug/L	100	05/25/22 02:49	
EPA 6010	Calcium	95300	ug/L	1000	05/25/22 02:49	
EPA 6010	Lithium	113	ug/L	20.0	05/25/22 02:49	
EPA 6010	Magnesium	20500	ug/L	1000	05/25/22 02:49	
EPA 6010	Manganese	73.5	ug/L	10.0	05/25/22 02:49	
EPA 6010	Molybdenum	209	ug/L	10.0	05/25/22 02:49	
EPA 6010	Potassium	14200	ug/L	1000	05/25/22 02:49	
EPA 6010	Silica	10900	ug/L	450	05/25/22 02:49	N2
EPA 6010	Sodium	77100	ug/L	1000	05/25/22 02:49	
EPA 6010	Manganese, Dissolved	48.0	ug/L	10.0	05/22/22 03:01	
EPA 6010	Molybdenum, Dissolved	207	ug/L	10.0	05/22/22 03:01	

REPORT OF LABORATORY ANALYSIS

This report shall not be reproduced, except in full,
without the written consent of Pace Analytical Services, LLC.

Pace Analytical Services, LLC
7726 Moller Road
Indianapolis, IN 46268
(317)228-3100

SUMMARY OF DETECTION

Project: Eagle Valley P1R1
Pace Project No.: 50316328

Lab Sample ID / Method	Client Sample ID / Parameters	Result	Units	Report Limit	Analyzed	Qualifiers
50316328002	**MW-6I**					
EPA 903.1	Radium-226	0.528 ± 0.613 (0.989) C:NA T:94%	pCi/L		06/22/22 12:22	
EPA 904.0	Radium-228	0.850 ± 0.400 (0.688) C:81% T:93%	pCi/L		06/20/22 15:27	
Total Radium Calculation	Total Radium	1.38 ± 1.01 (1.68)	pCi/L		06/24/22 17:45	
SM 2320B	Alkalinity, Total as CaCO3	261	mg/L	2.0	05/19/22 11:13	
SM 2320B	Alkalinity,Bicarbonate (CaCO3)	261	mg/L	2.0	05/19/22 11:13	
SM 2540C	Total Dissolved Solids	612	mg/L	10.0	05/18/22 10:53	
SM 4500-H+B	pH at 25 Degrees C	7.4	Std. Units	0.10	05/19/22 12:13	H3
50316328003	**MW-6D**					
EPA 9056	Chloride	99.3	mg/L	2.5	05/25/22 15:18	
EPA 9056	Fluoride	0.20	mg/L	0.10	05/24/22 10:04	
EPA 9056	Sulfate	95.8	mg/L	2.5	05/25/22 15:18	
EPA 6010	Barium	58.3	ug/L	10.0	05/25/22 02:52	
EPA 6010	Boron	3060	ug/L	100	05/25/22 02:52	
EPA 6010	Calcium	73100	ug/L	1000	05/25/22 02:52	
EPA 6010	Iron	112	ug/L	100	05/25/22 02:52	
EPA 6010	Lithium	80.7	ug/L	20.0	05/25/22 02:52	
EPA 6010	Magnesium	13800	ug/L	1000	05/25/22 02:52	
EPA 6010	Manganese	304	ug/L	10.0	05/25/22 02:52	
EPA 6010	Molybdenum	209	ug/L	10.0	05/25/22 02:52	
EPA 6010	Potassium	6350	ug/L	1000	05/25/22 02:52	
EPA 6010	Silica	12000	ug/L	450	05/25/22 02:52	N2
EPA 6010	Sodium	85700	ug/L	1000	05/25/22 02:52	
EPA 6010	Manganese, Dissolved	294	ug/L	10.0	05/22/22 03:03	
EPA 6010	Molybdenum, Dissolved	210	ug/L	10.0	05/22/22 03:03	
EPA 6020	Antimony	1.3	ug/L	1.0	05/19/22 01:33	
EPA 903.1	Radium-226	1.09 ± 0.587 (0.212) C:NA T:87%	pCi/L		06/22/22 12:23	
EPA 904.0	Radium-228	0.289 ± 0.355 (0.752) C:76% T:89%	pCi/L		06/20/22 15:28	
Total Radium Calculation	Total Radium	1.38 ± 0.942 (0.964)	pCi/L		06/24/22 17:45	
SM 2320B	Alkalinity, Total as CaCO3	227	mg/L	2.0	05/19/22 11:13	
SM 2320B	Alkalinity,Bicarbonate (CaCO3)	227	mg/L	2.0	05/19/22 11:13	
SM 2540C	Total Dissolved Solids	514	mg/L	10.0	05/18/22 10:53	
SM 4500-H+B	pH at 25 Degrees C	7.7	Std. Units	0.10	05/19/22 12:14	H3
EPA 353.2	Nitrogen, Nitrate	0.23	mg/L	0.10	05/12/22 17:48	

REPORT OF LABORATORY ANALYSIS

This report shall not be reproduced, except in full,
without the written consent of Pace Analytical Services, LLC.

Pace Analytical Services, LLC
7726 Moller Road
Indianapolis, IN 46268
(317)228-3100

ANALYTICAL RESULTS

Project: Eagle Valley P1R1
Pace Project No.: 50316328

Sample: MW-6S **Lab ID: 50316328001** Collected: 05/11/22 11:58 Received: 05/12/22 13:45 Matrix: Water

Parameters	Results	Units	Report Limit	DF	Prepared	Analyzed	CAS No.	Qual
9056 IC Anions	Analytical Method: EPA 9056							
	Pace Analytical Services - Indianapolis							
Chloride	**33.8**	mg/L	2.5	10		05/24/22 20:32	16887-00-6	
Fluoride	**0.25**	mg/L	0.10	1		05/24/22 08:17	16984-48-8	
Sulfate	**199**	mg/L	2.5	10		05/24/22 20:32	14808-79-8	
6010 MET ICP	Analytical Method: EPA 6010 Preparation Method: EPA 3010							
	Pace Analytical Services - Indianapolis							
Aluminum	ND	ug/L	200	1	05/24/22 14:38	05/25/22 02:47	7429-90-5	
Barium	**92.5**	ug/L	10.0	1	05/24/22 14:38	05/25/22 02:47	7440-39-3	
Boron	**3020**	ug/L	100	1	05/24/22 14:38	05/25/22 02:47	7440-42-8	
Cadmium	ND	ug/L	2.0	1	05/24/22 14:38	05/25/22 02:47	7440-43-9	
Calcium	**161000**	ug/L	1000	1	05/24/22 14:38	05/25/22 02:47	7440-70-2	
Chromium	ND	ug/L	10.0	1	05/24/22 14:38	05/25/22 02:47	7440-47-3	
Iron	ND	ug/L	100	1	05/24/22 14:38	05/25/22 02:47	7439-89-6	
Lead	ND	ug/L	10.0	1	05/24/22 14:38	05/25/22 02:47	7439-92-1	
Lithium	**68.6**	ug/L	20.0	1	05/24/22 14:38	05/25/22 02:47	7439-93-2	
Magnesium	**39200**	ug/L	1000	1	05/24/22 14:38	05/25/22 02:47	7439-95-4	
Manganese	**49.5**	ug/L	10.0	1	05/24/22 14:38	05/25/22 02:47	7439-96-5	
Molybdenum	**81.4**	ug/L	10.0	1	05/24/22 14:38	05/25/22 02:47	7439-98-7	
Potassium	**7000**	ug/L	1000	1	05/24/22 14:38	05/25/22 02:47	7440-09-7	
Silica	**12800**	ug/L	450	1	05/24/22 14:38	05/25/22 02:47	7631-86-9	N2
Sodium	**51000**	ug/L	1000	1	05/24/22 14:38	05/25/22 02:47	7440-23-5	
6010 MET ICP, Dissolved	Analytical Method: EPA 6010 Preparation Method: EPA 3010							
	Pace Analytical Services - Indianapolis							
Manganese, Dissolved	ND	ug/L	10.0	1	05/21/22 14:36	05/22/22 02:59	7439-96-5	
Molybdenum, Dissolved	**78.2**	ug/L	10.0	1	05/21/22 14:36	05/22/22 02:59	7439-98-7	
6020 MET ICPMS	Analytical Method: EPA 6020 Preparation Method: EPA 200.2							
	Pace Analytical Services - Indianapolis							
Antimony	ND	ug/L	1.0	1	05/17/22 14:40	05/19/22 01:14	7440-36-0	
Arsenic	ND	ug/L	1.0	1	05/17/22 14:40	05/19/22 01:14	7440-38-2	
Beryllium	ND	ug/L	0.20	1	05/17/22 14:40	05/19/22 01:14	7440-41-7	
Cobalt	ND	ug/L	1.0	1	05/17/22 14:40	05/19/22 01:14	7440-48-4	
Selenium	**16.8**	ug/L	1.0	1	05/17/22 14:40	05/19/22 01:14	7782-49-2	
Thallium	ND	ug/L	1.0	1	05/17/22 14:40	05/19/22 01:14	7440-28-0	
7470 Mercury	Analytical Method: EPA 7470 Preparation Method: EPA 7470							
	Pace Analytical Services - Indianapolis							
Mercury	ND	ug/L	0.20	1	05/18/22 17:29	05/19/22 12:14	7439-97-6	
2320B Alkalinity	Analytical Method: SM 2320B							
	Pace Analytical Services - Indianapolis							
Alkalinity, Total as CaCO3	**452**	mg/L	2.0	1		05/19/22 11:13		
Alkalinity,Bicarbonate (CaCO3)	**452**	mg/L	2.0	1		05/19/22 11:13		
Alkalinity,Carbonate (CaCO3)	ND	mg/L	2.0	1		05/19/22 11:13		

REPORT OF LABORATORY ANALYSIS

This report shall not be reproduced, except in full,
without the written consent of Pace Analytical Services, LLC.

Pace Analytical Services, LLC
7726 Moller Road
Indianapolis, IN 46268
(317)228-3100

ANALYTICAL RESULTS

Project: Eagle Valley P1R1
Pace Project No.: 50316328

Sample: MW-6S **Lab ID: 50316328001** Collected: 05/11/22 11:58 Received: 05/12/22 13:45 Matrix: Water

Parameters	Results	Units	Report Limit	DF	Prepared	Analyzed	CAS No.	Qual
2540C Total Dissolved Solids	Analytical Method: SM 2540C Pace Analytical Services - Indianapolis							
Total Dissolved Solids	**768**	mg/L	20.0	1		05/18/22 10:53		
4500H+ pH, Electrometric	Analytical Method: SM 4500-H+B Pace Analytical Services - Indianapolis							
pH at 25 Degrees C	**7.9**	Std. Units	0.10	1		05/19/22 12:12		H3
4500S2D Sulfide Water	Analytical Method: SM 4500-S2-D Pace Analytical Services - Indianapolis							
Sulfide	ND	mg/L	0.10	1		05/13/22 13:06	18496-25-8	
Iron, Ferrous	Analytical Method: HACH 8146 Pace Analytical Services - Indianapolis							
Iron, Ferrous	ND	mg/L	0.20	1		05/24/22 21:43	15438-31-0	H3,N2
353.2 Nitrogen, NO2/NO3 unpres	Analytical Method: EPA 353.2 Pace Analytical Services - Indianapolis							
Nitrogen, Nitrate	**0.46**	mg/L	0.10	1		05/12/22 17:36	14797-55-8	
Nitrogen, Nitrite	ND	mg/L	0.10	1		05/12/22 17:36	14797-65-0	
365.1 Total Phosphorus	Analytical Method: EPA 365.1 Preparation Method: EPA 365.1 Pace Analytical Services - Indianapolis							
Phosphate as P04	ND	mg/L	0.15	1	05/13/22 11:00	05/15/22 18:43		
5310C TOC	Analytical Method: SM 5310C Pace Analytical Services - Indianapolis							
Total Organic Carbon	ND	mg/L	1.0	1		05/22/22 00:59	7440-44-0	
5310C Dissolved Organic Carbon	Analytical Method: SM 5310C Pace Analytical Services - Indianapolis							
Dissolved Organic Carbon	ND	mg/L	1.0	1		05/23/22 06:08		

REPORT OF LABORATORY ANALYSIS

This report shall not be reproduced, except in full,
without the written consent of Pace Analytical Services, LLC.

Pace Analytical Services, LLC
7726 Moller Road
Indianapolis, IN 46268
(317)228-3100

ANALYTICAL RESULTS

Project: Eagle Valley P1R1
Pace Project No.: 50316328

Sample: MW-6I **Lab ID: 50316328002** Collected: 05/11/22 10:55 Received: 05/12/22 13:45 Matrix: Water

Parameters	Results	Units	Report Limit	DF	Prepared	Analyzed	CAS No.	Qual
9056 IC Anions	Analytical Method: EPA 9056							
	Pace Analytical Services - Indianapolis							
Chloride	**90.5**	mg/L	2.5	10		05/25/22 15:03	16887-00-6	
Fluoride	**0.35**	mg/L	0.10	1		05/24/22 09:18	16984-48-8	
Sulfate	**143**	mg/L	2.5	10		05/25/22 15:03	14808-79-8	
6010 MET ICP	Analytical Method: EPA 6010 Preparation Method: EPA 3010							
	Pace Analytical Services - Indianapolis							
Aluminum	ND	ug/L	200	1	05/24/22 14:38	05/25/22 02:49	7429-90-5	
Barium	**62.6**	ug/L	10.0	1	05/24/22 14:38	05/25/22 02:49	7440-39-3	
Boron	**2290**	ug/L	100	1	05/24/22 14:38	05/25/22 02:49	7440-42-8	
Cadmium	ND	ug/L	2.0	1	05/24/22 14:38	05/25/22 02:49	7440-43-9	
Calcium	**95300**	ug/L	1000	1	05/24/22 14:38	05/25/22 02:49	7440-70-2	
Chromium	ND	ug/L	10.0	1	05/24/22 14:38	05/25/22 02:49	7440-47-3	
Iron	ND	ug/L	100	1	05/24/22 14:38	05/25/22 02:49	7439-89-6	
Lead	ND	ug/L	10.0	1	05/24/22 14:38	05/25/22 02:49	7439-92-1	
Lithium	**113**	ug/L	20.0	1	05/24/22 14:38	05/25/22 02:49	7439-93-2	
Magnesium	**20500**	ug/L	1000	1	05/24/22 14:38	05/25/22 02:49	7439-95-4	
Manganese	**73.5**	ug/L	10.0	1	05/24/22 14:38	05/25/22 02:49	7439-96-5	
Molybdenum	**209**	ug/L	10.0	1	05/24/22 14:38	05/25/22 02:49	7439-98-7	
Potassium	**14200**	ug/L	1000	1	05/24/22 14:38	05/25/22 02:49	7440-09-7	
Silica	**10900**	ug/L	450	1	05/24/22 14:38	05/25/22 02:49	7631-86-9	N2
Sodium	**77100**	ug/L	1000	1	05/24/22 14:38	05/25/22 02:49	7440-23-5	
6010 MET ICP, Dissolved	Analytical Method: EPA 6010 Preparation Method: EPA 3010							
	Pace Analytical Services - Indianapolis							
Manganese, Dissolved	**48.0**	ug/L	10.0	1	05/21/22 14:36	05/22/22 03:01	7439-96-5	
Molybdenum, Dissolved	**207**	ug/L	10.0	1	05/21/22 14:36	05/22/22 03:01	7439-98-7	
6020 MET ICPMS	Analytical Method: EPA 6020 Preparation Method: EPA 200.2							
	Pace Analytical Services - Indianapolis							
Antimony	ND	ug/L	1.0	1	05/17/22 14:40	05/19/22 01:19	7440-36-0	
Arsenic	ND	ug/L	1.0	1	05/17/22 14:40	05/19/22 01:19	7440-38-2	
Beryllium	ND	ug/L	0.20	1	05/17/22 14:40	05/19/22 01:19	7440-41-7	
Cobalt	ND	ug/L	1.0	1	05/17/22 14:40	05/19/22 01:19	7440-48-4	
Selenium	ND	ug/L	1.0	1	05/17/22 14:40	05/19/22 01:19	7782-49-2	
Thallium	ND	ug/L	1.0	1	05/17/22 14:40	05/19/22 01:19	7440-28-0	
7470 Mercury	Analytical Method: EPA 7470 Preparation Method: EPA 7470							
	Pace Analytical Services - Indianapolis							
Mercury	ND	ug/L	0.20	1	05/18/22 17:29	05/19/22 12:17	7439-97-6	
2320B Alkalinity	Analytical Method: SM 2320B							
	Pace Analytical Services - Indianapolis							
Alkalinity, Total as CaCO3	**261**	mg/L	2.0	1		05/19/22 11:13		
Alkalinity,Bicarbonate (CaCO3)	**261**	mg/L	2.0	1		05/19/22 11:13		
Alkalinity,Carbonate (CaCO3)	ND	mg/L	2.0	1		05/19/22 11:13		

REPORT OF LABORATORY ANALYSIS

This report shall not be reproduced, except in full,
without the written consent of Pace Analytical Services, LLC.

Pace Analytical Services, LLC
7726 Moller Road
Indianapolis, IN 46268
(317)228-3100

ANALYTICAL RESULTS

Project: Eagle Valley P1R1
Pace Project No.: 50316328

Sample: MW-6I **Lab ID: 50316328002** Collected: 05/11/22 10:55 Received: 05/12/22 13:45 Matrix: Water

Parameters	Results	Units	Report Limit	DF	Prepared	Analyzed	CAS No.	Qual
2540C Total Dissolved Solids	Analytical Method: SM 2540C Pace Analytical Services - Indianapolis							
Total Dissolved Solids	**612**	mg/L	10.0	1		05/18/22 10:53		
4500H+ pH, Electrometric	Analytical Method: SM 4500-H+B Pace Analytical Services - Indianapolis							
pH at 25 Degrees C	**7.4**	Std. Units	0.10	1		05/19/22 12:13		H3
4500S2D Sulfide Water	Analytical Method: SM 4500-S2-D Pace Analytical Services - Indianapolis							
Sulfide	ND	mg/L	0.10	1		05/13/22 13:06	18496-25-8	
Iron, Ferrous	Analytical Method: HACH 8146 Pace Analytical Services - Indianapolis							
Iron, Ferrous	ND	mg/L	0.20	1		05/24/22 21:41	15438-31-0	H3,N2
353.2 Nitrogen, NO2/NO3 unpres	Analytical Method: EPA 353.2 Pace Analytical Services - Indianapolis							
Nitrogen, Nitrate	ND	mg/L	0.10	1		05/12/22 17:25	14797-55-8	
Nitrogen, Nitrite	ND	mg/L	0.10	1		05/12/22 17:25	14797-65-0	
365.1 Total Phosphorus	Analytical Method: EPA 365.1 Preparation Method: EPA 365.1 Pace Analytical Services - Indianapolis							
Phosphate as P04	ND	mg/L	0.15	1	05/13/22 11:00	05/15/22 18:45		
5310C TOC	Analytical Method: SM 5310C Pace Analytical Services - Indianapolis							
Total Organic Carbon	ND	mg/L	1.0	1		05/22/22 01:25	7440-44-0	
5310C Dissolved Organic Carbon	Analytical Method: SM 5310C Pace Analytical Services - Indianapolis							
Dissolved Organic Carbon	ND	mg/L	1.0	1		05/23/22 06:29		

REPORT OF LABORATORY ANALYSIS

This report shall not be reproduced, except in full,
without the written consent of Pace Analytical Services, LLC.

Pace Analytical Services, LLC
7726 Moller Road
Indianapolis, IN 46268
(317)228-3100

ANALYTICAL RESULTS

Project: Eagle Valley P1R1
Pace Project No.: 50316328

Sample: MW-6D **Lab ID: 50316328003** Collected: 05/11/22 13:11 Received: 05/12/22 13:45 Matrix: Water

Parameters	Results	Units	Report Limit	DF	Prepared	Analyzed	CAS No.	Qual
9056 IC Anions	Analytical Method: EPA 9056							
	Pace Analytical Services - Indianapolis							
Chloride	**99.3**	mg/L	2.5	10		05/25/22 15:18	16887-00-6	
Fluoride	**0.20**	mg/L	0.10	1		05/24/22 10:04	16984-48-8	
Sulfate	**95.8**	mg/L	2.5	10		05/25/22 15:18	14808-79-8	
6010 MET ICP	Analytical Method: EPA 6010 Preparation Method: EPA 3010							
	Pace Analytical Services - Indianapolis							
Aluminum	ND	ug/L	200	1	05/24/22 14:38	05/25/22 02:52	7429-90-5	
Barium	**58.3**	ug/L	10.0	1	05/24/22 14:38	05/25/22 02:52	7440-39-3	
Boron	**3060**	ug/L	100	1	05/24/22 14:38	05/25/22 02:52	7440-42-8	
Cadmium	ND	ug/L	2.0	1	05/24/22 14:38	05/25/22 02:52	7440-43-9	
Calcium	**73100**	ug/L	1000	1	05/24/22 14:38	05/25/22 02:52	7440-70-2	
Chromium	ND	ug/L	10.0	1	05/24/22 14:38	05/25/22 02:52	7440-47-3	
Iron	**112**	ug/L	100	1	05/24/22 14:38	05/25/22 02:52	7439-89-6	
Lead	ND	ug/L	10.0	1	05/24/22 14:38	05/25/22 02:52	7439-92-1	
Lithium	**80.7**	ug/L	20.0	1	05/24/22 14:38	05/25/22 02:52	7439-93-2	
Magnesium	**13800**	ug/L	1000	1	05/24/22 14:38	05/25/22 02:52	7439-95-4	
Manganese	**304**	ug/L	10.0	1	05/24/22 14:38	05/25/22 02:52	7439-96-5	
Molybdenum	**209**	ug/L	10.0	1	05/24/22 14:38	05/25/22 02:52	7439-98-7	
Potassium	**6350**	ug/L	1000	1	05/24/22 14:38	05/25/22 02:52	7440-09-7	
Silica	**12000**	ug/L	450	1	05/24/22 14:38	05/25/22 02:52	7631-86-9	N2
Sodium	**85700**	ug/L	1000	1	05/24/22 14:38	05/25/22 02:52	7440-23-5	
6010 MET ICP, Dissolved	Analytical Method: EPA 6010 Preparation Method: EPA 3010							
	Pace Analytical Services - Indianapolis							
Manganese, Dissolved	**294**	ug/L	10.0	1	05/21/22 14:36	05/22/22 03:03	7439-96-5	
Molybdenum, Dissolved	**210**	ug/L	10.0	1	05/21/22 14:36	05/22/22 03:03	7439-98-7	
6020 MET ICPMS	Analytical Method: EPA 6020 Preparation Method: EPA 200.2							
	Pace Analytical Services - Indianapolis							
Antimony	**1.3**	ug/L	1.0	1	05/17/22 14:40	05/19/22 01:33	7440-36-0	
Arsenic	ND	ug/L	1.0	1	05/17/22 14:40	05/19/22 01:33	7440-38-2	
Beryllium	ND	ug/L	0.20	1	05/17/22 14:40	05/19/22 01:33	7440-41-7	
Cobalt	ND	ug/L	1.0	1	05/17/22 14:40	05/19/22 01:33	7440-48-4	
Selenium	ND	ug/L	1.0	1	05/17/22 14:40	05/19/22 01:33	7782-49-2	
Thallium	ND	ug/L	1.0	1	05/17/22 14:40	05/19/22 01:33	7440-28-0	
7470 Mercury	Analytical Method: EPA 7470 Preparation Method: EPA 7470							
	Pace Analytical Services - Indianapolis							
Mercury	ND	ug/L	0.20	1	05/18/22 17:29	05/19/22 12:19	7439-97-6	
2320B Alkalinity	Analytical Method: SM 2320B							
	Pace Analytical Services - Indianapolis							
Alkalinity, Total as CaCO3	**227**	mg/L	2.0	1		05/19/22 11:13		
Alkalinity,Bicarbonate (CaCO3)	**227**	mg/L	2.0	1		05/19/22 11:13		
Alkalinity,Carbonate (CaCO3)	ND	mg/L	2.0	1		05/19/22 11:13		

REPORT OF LABORATORY ANALYSIS

This report shall not be reproduced, except in full,
without the written consent of Pace Analytical Services, LLC.

Pace Analytical Services, LLC
7726 Moller Road
Indianapolis, IN 46268
(317)228-3100

ANALYTICAL RESULTS

Project: Eagle Valley P1R1
Pace Project No.: 50316328

Sample: MW-6D **Lab ID: 50316328003** Collected: 05/11/22 13:11 Received: 05/12/22 13:45 Matrix: Water

Parameters	Results	Units	Report Limit	DF	Prepared	Analyzed	CAS No.	Qual
2540C Total Dissolved Solids	Analytical Method: SM 2540C Pace Analytical Services - Indianapolis							
Total Dissolved Solids	**514**	mg/L	10.0	1		05/18/22 10:53		
4500H+ pH, Electrometric	Analytical Method: SM 4500-H+B Pace Analytical Services - Indianapolis							
pH at 25 Degrees C	**7.7**	Std. Units	0.10	1		05/19/22 12:14		H3
4500S2D Sulfide Water	Analytical Method: SM 4500-S2-D Pace Analytical Services - Indianapolis							
Sulfide	ND	mg/L	0.10	1		05/13/22 13:06	18496-25-8	
Iron, Ferrous	Analytical Method: HACH 8146 Pace Analytical Services - Indianapolis							
Iron, Ferrous	ND	mg/L	0.20	1		05/24/22 21:44	15438-31-0	H3,N2
353.2 Nitrogen, NO2/NO3 unpres	Analytical Method: EPA 353.2 Pace Analytical Services - Indianapolis							
Nitrogen, Nitrate	**0.23**	mg/L	0.10	1		05/12/22 17:48	14797-55-8	
Nitrogen, Nitrite	ND	mg/L	0.10	1		05/12/22 17:48	14797-65-0	
365.1 Total Phosphorus	Analytical Method: EPA 365.1 Preparation Method: EPA 365.1 Pace Analytical Services - Indianapolis							
Phosphate as P04	ND	mg/L	0.15	1	05/13/22 11:00	05/15/22 18:46		
5310C TOC	Analytical Method: SM 5310C Pace Analytical Services - Indianapolis							
Total Organic Carbon	ND	mg/L	1.0	1		05/22/22 01:44	7440-44-0	
5310C Dissolved Organic Carbon	Analytical Method: SM 5310C Pace Analytical Services - Indianapolis							
Dissolved Organic Carbon	ND	mg/L	1.0	1		05/23/22 06:40		

REPORT OF LABORATORY ANALYSIS

This report shall not be reproduced, except in full,
without the written consent of Pace Analytical Services, LLC.

Pace Analytical Services, LLC
7726 Moller Road
Indianapolis, IN 46268
(317)228-3100

QUALITY CONTROL DATA

Project: Eagle Valley P1R1
Pace Project No.: 50316328

QC Batch: 677580
QC Batch Method: EPA 9056
Analysis Method: EPA 9056
Analysis Description: 9056 IC Anions
Laboratory: Pace Analytical Services - Indianapolis
Associated Lab Samples: 50316328001, 50316328002, 50316328003

METHOD BLANK: 3120327 Matrix: Water
Associated Lab Samples: 50316328001, 50316328002, 50316328003

Parameter	Units	Blank Result	Reporting Limit	Analyzed	Qualifiers
Chloride	mg/L	ND	0.25	05/24/22 03:40	
Fluoride	mg/L	ND	0.10	05/24/22 03:40	
Sulfate	mg/L	ND	0.25	05/24/22 03:40	

LABORATORY CONTROL SAMPLE: 3120328

Parameter	Units	Spike Conc.	LCS Result	LCS % Rec	% Rec Limits	Qualifiers
Chloride	mg/L	1.2	1.2	93	80-120	
Fluoride	mg/L	0.5	0.53	106	80-120	
Sulfate	mg/L	2.5	2.5	99	80-120	

MATRIX SPIKE & MATRIX SPIKE DUPLICATE: 3120329 3120330

Parameter	Units	50315451002 Result	MS Spike Conc.	MSD Spike Conc.	MS Result	MSD Result	MS % Rec	MSD % Rec	% Rec Limits	RPD	Max RPD	Qual
Chloride	mg/L	38.0	12.5	12.5	49.1	48.9	88	87	80-120	0	15	
Fluoride	mg/L	0.12	0.5	0.5	0.68	0.68	113	113	80-120	0	15	
Sulfate	mg/L	187	25	25	205	204	71	69	80-120	0	15	M0

Results presented on this page are in the units indicated by the "Units" column except where an alternate unit is presented to the right of the result.

REPORT OF LABORATORY ANALYSIS

This report shall not be reproduced, except in full,
without the written consent of Pace Analytical Services, LLC.

Pace Analytical Services, LLC
7726 Moller Road
Indianapolis, IN 46268
(317)228-3100

QUALITY CONTROL DATA

Project: Eagle Valley P1R1
Pace Project No.: 50316328

QC Batch: 676896
QC Batch Method: EPA 7470
Analysis Method: EPA 7470
Analysis Description: 7470 Mercury
Laboratory: Pace Analytical Services - Indianapolis
Associated Lab Samples: 50316328001, 50316328002, 50316328003

METHOD BLANK: 3116431 Matrix: Water
Associated Lab Samples: 50316328001, 50316328002, 50316328003

Parameter	Units	Blank Result	Reporting Limit	Analyzed	Qualifiers
Mercury	ug/L	ND	0.20	05/19/22 11:11	

LABORATORY CONTROL SAMPLE: 3116432

Parameter	Units	Spike Conc.	LCS Result	LCS % Rec	% Rec Limits	Qualifiers
Mercury	ug/L	5	5.1	102	80-120	

MATRIX SPIKE & MATRIX SPIKE DUPLICATE: 3116433 3116434

Parameter	Units	50316227002 Result	MS Spike Conc.	MSD Spike Conc.	MS Result	MSD Result	MS % Rec	MSD % Rec	% Rec Limits	RPD	Max RPD	Qual
Mercury	ug/L	ND	5	5	4.8	4.7	96	94	75-125	1	20	

Results presented on this page are in the units indicated by the "Units" column except where an alternate unit is presented to the right of the result.

REPORT OF LABORATORY ANALYSIS

This report shall not be reproduced, except in full,
without the written consent of Pace Analytical Services, LLC.

Pace Analytical Services, LLC
7726 Moller Road
Indianapolis, IN 46268
(317)228-3100

QUALITY CONTROL DATA

Project: Eagle Valley P1R1
Pace Project No.: 50316328

QC Batch: 677577
QC Batch Method: EPA 3010
Analysis Method: EPA 6010
Analysis Description: 6010 MET
Laboratory: Pace Analytical Services - Indianapolis
Associated Lab Samples: 50316328001, 50316328002, 50316328003

METHOD BLANK: 3120315 Matrix: Water
Associated Lab Samples: 50316328001, 50316328002, 50316328003

Parameter	Units	Blank Result	Reporting Limit	Analyzed	Qualifiers
Aluminum	ug/L	ND	200	05/25/22 02:43	
Barium	ug/L	ND	10.0	05/25/22 02:43	
Boron	ug/L	ND	100	05/25/22 02:43	
Cadmium	ug/L	ND	2.0	05/25/22 02:43	
Calcium	ug/L	ND	1000	05/25/22 02:43	
Chromium	ug/L	ND	10.0	05/25/22 02:43	
Iron	ug/L	ND	100	05/25/22 02:43	
Lead	ug/L	ND	10.0	05/25/22 02:43	
Lithium	ug/L	ND	20.0	05/25/22 02:43	
Magnesium	ug/L	ND	1000	05/25/22 02:43	
Manganese	ug/L	ND	10.0	05/25/22 02:43	
Molybdenum	ug/L	ND	10.0	05/25/22 02:43	
Potassium	ug/L	ND	1000	05/25/22 02:43	
Silica	ug/L	ND	450	05/25/22 02:43	N2
Sodium	ug/L	ND	1000	05/25/22 02:43	

LABORATORY CONTROL SAMPLE: 3120316

Parameter	Units	Spike Conc.	LCS Result	LCS % Rec	% Rec Limits	Qualifiers
Aluminum	ug/L	10000	9670	97	80-120	
Barium	ug/L	1000	959	96	80-120	
Boron	ug/L	1000	966	97	80-120	
Cadmium	ug/L	1000	965	97	80-120	
Calcium	ug/L	10000	9790	98	80-120	
Chromium	ug/L	1000	972	97	80-120	
Iron	ug/L	10000	9650	97	80-120	
Lead	ug/L	1000	927	93	80-120	
Lithium	ug/L	1000	1040	104	80-120	
Magnesium	ug/L	10000	9450	95	80-120	
Manganese	ug/L	1000	944	94	80-120	
Molybdenum	ug/L	1000	990	99	80-120	
Potassium	ug/L	10000	9900	99	80-120	
Silica	ug/L	10700	10200	95	80-120	N2
Sodium	ug/L	10000	9900	99	80-120	

Results presented on this page are in the units indicated by the "Units" column except where an alternate unit is presented to the right of the result.

REPORT OF LABORATORY ANALYSIS

This report shall not be reproduced, except in full,
without the written consent of Pace Analytical Services, LLC.

Pace Analytical Services, LLC
7726 Moller Road
Indianapolis, IN 46268
(317)228-3100

QUALITY CONTROL DATA

Project: Eagle Valley P1R1
Pace Project No.: 50316328

MATRIX SPIKE & MATRIX SPIKE DUPLICATE: 3120317 3120318

Parameter	Units	50316334004 Result	MS Spike Conc.	MSD Spike Conc.	MS Result	MSD Result	MS % Rec	MSD % Rec	% Rec Limits	RPD	Max RPD	Qual
Aluminum	ug/L	ND	10000	10000	10400	10100	103	101	75-125	2	20	
Barium	ug/L	141	1000	1000	1160	1140	102	100	75-125	1	20	
Boron	ug/L	766	1000	1000	1830	1800	106	103	75-125	2	20	
Cadmium	ug/L	ND	1000	1000	1040	1010	104	101	75-125	2	20	
Calcium	ug/L	137000	10000	10000	149000	149000	122	120	75-125	0	20	
Chromium	ug/L	ND	1000	1000	1020	991	102	99	75-125	3	20	
Iron	ug/L	ND	10000	10000	10100	9820	100	97	75-125	3	20	
Lead	ug/L	ND	1000	1000	945	926	94	93	75-125	2	20	
Lithium	ug/L	24.7	1000	1000	1200	1180	117	116	75-125	1	20	
Magnesium	ug/L	30700	10000	10000	41000	40800	103	100	75-125	1	20	
Manganese	ug/L	2170	1000	1000	3160	3110	99	94	75-125	1	20	
Molybdenum	ug/L	52.6	1000	1000	1100	1080	105	102	75-125	2	20	
Potassium	ug/L	6340	10000	10000	17400	17200	110	109	75-125	1	20	
Silica	ug/L	15100	10700	10700	26200	26000	104	102	75-125	1	20	N2
Sodium	ug/L	60700	10000	10000	72600	72900	118	121	75-125	0	20	

Results presented on this page are in the units indicated by the "Units" column except where an alternate unit is presented to the right of the result.

REPORT OF LABORATORY ANALYSIS

This report shall not be reproduced, except in full,
without the written consent of Pace Analytical Services, LLC.

Pace Analytical Services, LLC
7726 Moller Road
Indianapolis, IN 46268
(317)228-3100

QUALITY CONTROL DATA

Project: Eagle Valley P1R1
Pace Project No.: 50316328

QC Batch: 677433
QC Batch Method: EPA 3010
Analysis Method: EPA 6010
Analysis Description: 6010 MET Dissolved
Laboratory: Pace Analytical Services - Indianapolis
Associated Lab Samples: 50316328001, 50316328002, 50316328003

METHOD BLANK: 3119294 Matrix: Water
Associated Lab Samples: 50316328001, 50316328002, 50316328003

Parameter	Units	Blank Result	Reporting Limit	Analyzed	Qualifiers
Manganese, Dissolved	ug/L	ND	10.0	05/22/22 02:16	
Molybdenum, Dissolved	ug/L	ND	10.0	05/22/22 02:16	

LABORATORY CONTROL SAMPLE: 3119295

Parameter	Units	Spike Conc.	LCS Result	LCS % Rec	% Rec Limits	Qualifiers
Manganese, Dissolved	ug/L	1000	971	97	80-120	
Molybdenum, Dissolved	ug/L	1000	1000	100	80-120	

MATRIX SPIKE & MATRIX SPIKE DUPLICATE: 3119296 3119297

Parameter	Units	50316224003 Result	MS Spike Conc.	MSD Spike Conc.	MS Result	MSD Result	MS % Rec	MSD % Rec	% Rec Limits	RPD	Max RPD	Qual
Manganese, Dissolved	ug/L	309	1000	1000	1290	1220	98	91	75-125	6	20	
Molybdenum, Dissolved	ug/L	102	1000	1000	1120	1060	102	95	75-125	6	20	

Results presented on this page are in the units indicated by the "Units" column except where an alternate unit is presented to the right of the result.

REPORT OF LABORATORY ANALYSIS

This report shall not be reproduced, except in full,
without the written consent of Pace Analytical Services, LLC.

Pace Analytical Services, LLC
7726 Moller Road
Indianapolis, IN 46268
(317)228-3100

QUALITY CONTROL DATA

Project: Eagle Valley P1R1
Pace Project No.: 50316328

QC Batch: 676596
QC Batch Method: EPA 200.2
Analysis Method: EPA 6020
Analysis Description: 6020 MET
Laboratory: Pace Analytical Services - Indianapolis
Associated Lab Samples: 50316328001, 50316328002, 50316328003

METHOD BLANK: 3115166 Matrix: Water
Associated Lab Samples: 50316328001, 50316328002, 50316328003

Parameter	Units	Blank Result	Reporting Limit	Analyzed	Qualifiers
Antimony	ug/L	ND	1.0	05/18/22 22:55	
Arsenic	ug/L	ND	1.0	05/18/22 22:55	
Beryllium	ug/L	ND	0.20	05/18/22 22:55	
Cobalt	ug/L	ND	1.0	05/18/22 22:55	
Selenium	ug/L	ND	1.0	05/18/22 22:55	
Thallium	ug/L	ND	1.0	05/18/22 22:55	

LABORATORY CONTROL SAMPLE: 3115167

Parameter	Units	Spike Conc.	LCS Result	LCS % Rec	% Rec Limits	Qualifiers
Antimony	ug/L	40	42.1	105	80-120	
Arsenic	ug/L	40	38.0	95	80-120	
Beryllium	ug/L	40	40.8	102	80-120	
Cobalt	ug/L	40	41.3	103	80-120	
Selenium	ug/L	40	39.3	98	80-120	
Thallium	ug/L	40	40.7	102	80-120	

MATRIX SPIKE & MATRIX SPIKE DUPLICATE: 3115168 3115169

Parameter	Units	50315446010 Result	MS Spike Conc.	MSD Spike Conc.	MS Result	MSD Result	MS % Rec	MSD % Rec	% Rec Limits	RPD	Max RPD	Qual
Antimony	ug/L	ND	40	40	42.3	42.7	105	107	75-125	1	20	
Arsenic	ug/L	ND	40	40	38.5	38.5	96	96	75-125	0	20	
Beryllium	ug/L	ND	40	40	41.3	41.2	103	103	75-125	0	20	
Cobalt	ug/L	ND	40	40	38.1	38.8	95	97	75-125	2	20	
Selenium	ug/L	ND	40	40	38.3	39.2	95	97	75-125	2	20	
Thallium	ug/L	ND	40	40	40.8	41.6	102	104	75-125	2	20	

Results presented on this page are in the units indicated by the "Units" column except where an alternate unit is presented to the right of the result.

REPORT OF LABORATORY ANALYSIS

This report shall not be reproduced, except in full,
without the written consent of Pace Analytical Services, LLC.

Pace Analytical Services, LLC
7726 Moller Road
Indianapolis, IN 46268
(317)228-3100

QUALITY CONTROL DATA

Project: Eagle Valley P1R1
Pace Project No.: 50316328

QC Batch: 676934
QC Batch Method: SM 2320B
Analysis Method: SM 2320B
Analysis Description: 2320B Alkalinity
Laboratory: Pace Analytical Services - Indianapolis
Associated Lab Samples: 50316328001, 50316328002, 50316328003

METHOD BLANK: 3116615 Matrix: Water
Associated Lab Samples: 50316328001, 50316328002, 50316328003

Parameter	Units	Blank Result	Reporting Limit	Analyzed	Qualifiers
Alkalinity, Total as CaCO3	mg/L	ND	2.0	05/19/22 11:13	
Alkalinity,Bicarbonate (CaCO3)	mg/L	ND	2.0	05/19/22 11:13	
Alkalinity,Carbonate (CaCO3)	mg/L	ND	2.0	05/19/22 11:13	

LABORATORY CONTROL SAMPLE: 3116616

Parameter	Units	Spike Conc.	LCS Result	LCS % Rec	% Rec Limits	Qualifiers
Alkalinity, Total as CaCO3	mg/L	50	48.8	98	90-110	

SAMPLE DUPLICATE: 3116617

Parameter	Units	50316481001 Result	Dup Result	RPD	Max RPD	Qualifiers
Alkalinity, Total as CaCO3	mg/L	150	149	1	20	
Alkalinity,Bicarbonate (CaCO3)	mg/L	150	149	1	20	
Alkalinity,Carbonate (CaCO3)	mg/L	ND	ND		20	

SAMPLE DUPLICATE: 3116618

Parameter	Units	50316334004 Result	Dup Result	RPD	Max RPD	Qualifiers
Alkalinity, Total as CaCO3	mg/L	432	435	1	20	
Alkalinity,Bicarbonate (CaCO3)	mg/L	432	435	1	20	
Alkalinity,Carbonate (CaCO3)	mg/L	ND	ND		20	

Results presented on this page are in the units indicated by the "Units" column except where an alternate unit is presented to the right of the result.

REPORT OF LABORATORY ANALYSIS

This report shall not be reproduced, except in full,
without the written consent of Pace Analytical Services, LLC.

Pace Analytical Services, LLC
7726 Moller Road
Indianapolis, IN 46268
(317)228-3100

QUALITY CONTROL DATA

Project: Eagle Valley P1R1
Pace Project No.: 50316328

QC Batch: 676816 | Analysis Method: SM 2540C
QC Batch Method: SM 2540C | Analysis Description: 2540C Total Dissolved Solids
Laboratory: Pace Analytical Services - Indianapolis
Associated Lab Samples: 50316328001, 50316328002, 50316328003

METHOD BLANK: 3116105 Matrix: Water
Associated Lab Samples: 50316328001, 50316328002, 50316328003

Parameter	Units	Blank Result	Reporting Limit	Analyzed	Qualifiers
Total Dissolved Solids	mg/L	ND	10.0	05/18/22 10:47	

LABORATORY CONTROL SAMPLE: 3116106

Parameter	Units	Spike Conc.	LCS Result	LCS % Rec	% Rec Limits	Qualifiers
Total Dissolved Solids	mg/L	300	308	103	80-120	

SAMPLE DUPLICATE: 3116107

Parameter	Units	50316291001 Result	Dup Result	RPD	Max RPD	Qualifiers
Total Dissolved Solids	mg/L	892	872	2	10	

SAMPLE DUPLICATE: 3116108

Parameter	Units	50316291002 Result	Dup Result	RPD	Max RPD	Qualifiers
Total Dissolved Solids	mg/L	1160	1150	1	10	

Results presented on this page are in the units indicated by the "Units" column except where an alternate unit is presented to the right of the result.

REPORT OF LABORATORY ANALYSIS

This report shall not be reproduced, except in full,
without the written consent of Pace Analytical Services, LLC.

Pace Analytical Services, LLC
7726 Moller Road
Indianapolis, IN 46268
(317)228-3100

QUALITY CONTROL DATA

Project: Eagle Valley P1R1
Pace Project No.: 50316328

QC Batch: 677075
QC Batch Method: SM 4500-H+B
Analysis Method: SM 4500-H+B
Analysis Description: 4500H+B pH
Laboratory: Pace Analytical Services - Indianapolis
Associated Lab Samples: 50316328001, 50316328002, 50316328003

SAMPLE DUPLICATE: 3117406

Parameter	Units	50315449013 Result	Dup Result	RPD	Max RPD	Qualifiers
pH at 25 Degrees C	Std. Units	7.3	7.4	0	2	H3

SAMPLE DUPLICATE: 3117407

Parameter	Units	50316352003 Result	Dup Result	RPD	Max RPD	Qualifiers
pH at 25 Degrees C	Std. Units	8.5	8.5	0	2	H3

Results presented on this page are in the units indicated by the "Units" column except where an alternate unit is presented to the right of the result.

REPORT OF LABORATORY ANALYSIS

This report shall not be reproduced, except in full,
without the written consent of Pace Analytical Services, LLC.

Pace Analytical Services, LLC
7726 Moller Road
Indianapolis, IN 46268
(317)228-3100

QUALITY CONTROL DATA

Project: Eagle Valley P1R1
Pace Project No.: 50316328

QC Batch: 676128
QC Batch Method: SM 4500-S2-D
Analysis Method: SM 4500-S2-D
Analysis Description: 4500S2D Sulfide Water
Laboratory: Pace Analytical Services - Indianapolis
Associated Lab Samples: 50316328001, 50316328002, 50316328003

METHOD BLANK: 3113215 Matrix: Water
Associated Lab Samples: 50316328001, 50316328002, 50316328003

Parameter	Units	Blank Result	Reporting Limit	Analyzed	Qualifiers
Sulfide	mg/L	ND	0.10	05/13/22 13:06	

LABORATORY CONTROL SAMPLE: 3113216

Parameter	Units	Spike Conc.	LCS Result	LCS % Rec	% Rec Limits	Qualifiers
Sulfide	mg/L	0.5	0.54	107	90-110	

MATRIX SPIKE & MATRIX SPIKE DUPLICATE: 3113217 3113218

Parameter	Units	50316227002 Result	MS Spike Conc.	MSD Spike Conc.	MS Result	MSD Result	MS % Rec	MSD % Rec	% Rec Limits	RPD	Max RPD	Qual
Sulfide	mg/L	ND	0.5	0.5	0.39	0.39	77	77	90-110	0	20	M3

MATRIX SPIKE SAMPLE: 3113219

Parameter	Units	50316356001 Result	Spike Conc.	MS Result	MS % Rec	% Rec Limits	Qualifiers
Sulfide	mg/L	ND	0.5	0.52	105	90-110	

Results presented on this page are in the units indicated by the "Units" column except where an alternate unit is presented to the right of the result.

REPORT OF LABORATORY ANALYSIS

This report shall not be reproduced, except in full,
without the written consent of Pace Analytical Services, LLC.

Pace Analytical Services, LLC
7726 Moller Road
Indianapolis, IN 46268
(317)228-3100

QUALITY CONTROL DATA

Project: Eagle Valley P1R1
Pace Project No.: 50316328

QC Batch: 678187 | Analysis Method: HACH 8146
QC Batch Method: HACH 8146 | Analysis Description: Iron, Ferrous
Laboratory: Pace Analytical Services - Indianapolis
Associated Lab Samples: 50316328001, 50316328002, 50316328003

METHOD BLANK: 3122392 Matrix: Water
Associated Lab Samples: 50316328001, 50316328002, 50316328003

Parameter	Units	Blank Result	Reporting Limit	Analyzed	Qualifiers
Iron, Ferrous	mg/L	ND	0.20	05/24/22 21:40	H3,N2

LABORATORY CONTROL SAMPLE: 3122393

Parameter	Units	Spike Conc.	LCS Result	LCS % Rec	% Rec Limits	Qualifiers
Iron, Ferrous	mg/L	1	0.99	99	90-110	H3,N2

MATRIX SPIKE & MATRIX SPIKE DUPLICATE: 3122394 3122395

Parameter	Units	50316356002 Result	MS Spike Conc.	MSD Spike Conc.	MS Result	MSD Result	MS % Rec	MSD % Rec	% Rec Limits	RPD	Max RPD	Qual
Iron, Ferrous	mg/L	ND	1	1	1.0	1.0	102	102	90-110	1	20	H3,N2

MATRIX SPIKE SAMPLE: 3122396

Parameter	Units	50316334005 Result	Spike Conc.	MS Result	MS % Rec	% Rec Limits	Qualifiers
Iron, Ferrous	mg/L	ND	1	0.98	98	90-110	H3,N2

Results presented on this page are in the units indicated by the "Units" column except where an alternate unit is presented to the right of the result.

REPORT OF LABORATORY ANALYSIS

This report shall not be reproduced, except in full,
without the written consent of Pace Analytical Services, LLC.

Pace Analytical Services, LLC
7726 Moller Road
Indianapolis, IN 46268
(317)228-3100

QUALITY CONTROL DATA

Project: Eagle Valley P1R1
Pace Project No.: 50316328

QC Batch: 675982
QC Batch Method: EPA 353.2
Analysis Method: EPA 353.2
Analysis Description: 353.2 Nitrate + Nitrite, Unpres.
Laboratory: Pace Analytical Services - Indianapolis
Associated Lab Samples: 50316328001, 50316328002, 50316328003

METHOD BLANK: 3112539 Matrix: Water
Associated Lab Samples: 50316328001, 50316328002, 50316328003

Parameter	Units	Blank Result	Reporting Limit	Analyzed	Qualifiers
Nitrogen, Nitrate	mg/L	ND	0.10	05/12/22 17:14	
Nitrogen, Nitrite	mg/L	ND	0.10	05/12/22 17:14	

LABORATORY CONTROL SAMPLE: 3112540

Parameter	Units	Spike Conc.	LCS Result	LCS % Rec	% Rec Limits	Qualifiers
Nitrogen, Nitrate	mg/L	1	0.98	98	90-110	
Nitrogen, Nitrite	mg/L	1	0.97	97	90-110	

MATRIX SPIKE & MATRIX SPIKE DUPLICATE: 3112541 3112542

Parameter	Units	50316334001 Result	MS Spike Conc.	MSD Spike Conc.	MS Result	MSD Result	MS % Rec	MSD % Rec	% Rec Limits	RPD	Max RPD	Qual
Nitrogen, Nitrate	mg/L	2.0	1	1	3.0	3.0	98	98	90-110	0	20	
Nitrogen, Nitrite	mg/L	ND	1	1	0.95	0.94	95	94	90-110	1	20	

MATRIX SPIKE SAMPLE: 3112543

Parameter	Units	50316328002 Result	Spike Conc.	MS Result	MS % Rec	% Rec Limits	Qualifiers
Nitrogen, Nitrate	mg/L	ND	1	1.0	99	90-110	
Nitrogen, Nitrite	mg/L	ND	1	0.98	98	90-110	

Results presented on this page are in the units indicated by the "Units" column except where an alternate unit is presented to the right of the result.

REPORT OF LABORATORY ANALYSIS

This report shall not be reproduced, except in full,
without the written consent of Pace Analytical Services, LLC.

Pace Analytical Services, LLC
7726 Moller Road
Indianapolis, IN 46268
(317)228-3100

QUALITY CONTROL DATA

Project: Eagle Valley P1R1
Pace Project No.: 50316328

QC Batch: 676062
QC Batch Method: EPA 365.1
Analysis Method: EPA 365.1
Analysis Description: 365.1 Total Phosphorus
Laboratory: Pace Analytical Services - Indianapolis
Associated Lab Samples: 50316328001, 50316328002, 50316328003

METHOD BLANK: 3112890 Matrix: Water
Associated Lab Samples: 50316328001, 50316328002, 50316328003

Parameter	Units	Blank Result	Reporting Limit	Analyzed	Qualifiers
Phosphate as P04	mg/L	ND	0.15	05/15/22 18:41	

LABORATORY CONTROL SAMPLE: 3112891

Parameter	Units	Spike Conc.	LCS Result	LCS % Rec	% Rec Limits	Qualifiers
Phosphate as P04	mg/L		1.5			

MATRIX SPIKE & MATRIX SPIKE DUPLICATE: 3112892 3112893

Parameter	Units	50316328001 Result	MS Spike Conc.	MSD Spike Conc.	MS Result	MSD Result	MS % Rec	MSD % Rec	% Rec Limits	RPD	Max RPD	Qual
Phosphate as P04	mg/L	ND			1.5	1.5				1		

Results presented on this page are in the units indicated by the "Units" column except where an alternate unit is presented to the right of the result.

REPORT OF LABORATORY ANALYSIS

This report shall not be reproduced, except in full,
without the written consent of Pace Analytical Services, LLC.

Pace Analytical Services, LLC
7726 Moller Road
Indianapolis, IN 46268
(317)228-3100

QUALITY CONTROL DATA

Project: Eagle Valley P1R1
Pace Project No.: 50316328

QC Batch: 677566
QC Batch Method: SM 5310C
Analysis Method: SM 5310C
Analysis Description: 5310C Total Organic Carbon
Laboratory: Pace Analytical Services - Indianapolis
Associated Lab Samples: 50316328001, 50316328002, 50316328003

METHOD BLANK: 3120262 Matrix: Water
Associated Lab Samples: 50316328001, 50316328002, 50316328003

Parameter	Units	Blank Result	Reporting Limit	Analyzed	Qualifiers
Total Organic Carbon	mg/L	ND	1.0	05/21/22 17:52	

LABORATORY CONTROL SAMPLE: 3120263

Parameter	Units	Spike Conc.	LCS Result	LCS % Rec	% Rec Limits	Qualifiers
Total Organic Carbon	mg/L	10	9.7	97	90-110	

MATRIX SPIKE & MATRIX SPIKE DUPLICATE: 3120264 3120265

Parameter	Units	50316227002 Result	MS Spike Conc.	MSD Spike Conc.	MS Result	MSD Result	MS % Rec	MSD % Rec	% Rec Limits	RPD	Max RPD	Qual
Total Organic Carbon	mg/L	7.2	10	10	17.2	17.2	100	101	80-120	0	20	

MATRIX SPIKE SAMPLE: 3120266

Parameter	Units	50316291001 Result	Spike Conc.	MS Result	MS % Rec	% Rec Limits	Qualifiers
Total Organic Carbon	mg/L	1.5	10	11.6	101	80-120	

Results presented on this page are in the units indicated by the "Units" column except where an alternate unit is presented to the right of the result.

REPORT OF LABORATORY ANALYSIS

This report shall not be reproduced, except in full,
without the written consent of Pace Analytical Services, LLC.

Pace Analytical Services, LLC
7726 Moller Road
Indianapolis, IN 46268
(317)228-3100

QUALITY CONTROL DATA

Project: Eagle Valley P1R1
Pace Project No.: 50316328

QC Batch: 677652
QC Batch Method: SM 5310C
Analysis Method: SM 5310C
Analysis Description: 5310C Dissolved Organic Carbon
Laboratory: Pace Analytical Services - Indianapolis
Associated Lab Samples: 50316328001, 50316328002, 50316328003

METHOD BLANK: 3120510 Matrix: Water
Associated Lab Samples: 50316328001, 50316328002, 50316328003

Parameter	Units	Blank Result	Reporting Limit	Analyzed	Qualifiers
Dissolved Organic Carbon	mg/L	ND	1.0	05/23/22 03:53	

LABORATORY CONTROL SAMPLE: 3120511

Parameter	Units	Spike Conc.	LCS Result	LCS % Rec	% Rec Limits	Qualifiers
Dissolved Organic Carbon	mg/L	10	10.2	102	90-110	

MATRIX SPIKE & MATRIX SPIKE DUPLICATE: 3120512 3120513

Parameter	Units	50316227002 Result	MS Spike Conc.	MSD Spike Conc.	MS Result	MSD Result	MS % Rec	MSD % Rec	% Rec Limits	RPD	Max RPD	Qual
Dissolved Organic Carbon	mg/L	7.6	10	10	18.3	17.8	107	102	80-120	2	20	

MATRIX SPIKE SAMPLE: 3120514

Parameter	Units	50316328001 Result	Spike Conc.	MS Result	MS % Rec	% Rec Limits	Qualifiers
Dissolved Organic Carbon	mg/L	ND	10	11.7	108	80-120	

Results presented on this page are in the units indicated by the "Units" column except where an alternate unit is presented to the right of the result.

REPORT OF LABORATORY ANALYSIS

This report shall not be reproduced, except in full,
without the written consent of Pace Analytical Services, LLC.

Pace Analytical Services, LLC
7726 Moller Road
Indianapolis, IN 46268
(317)228-3100

ANALYTICAL RESULTS - RADIOCHEMISTRY

Project: Eagle Valley P1R1
Pace Project No.: 50316328

Sample: MW-6S **Lab ID: 50316328001** Collected: 05/11/22 11:58 Received: 05/12/22 13:45 Matrix: Water
PWS: Site ID: Sample Type:

Parameters	Method	Act ± Unc (MDC) Carr Trac	Units	Analyzed	CAS No.	Qual
	Pace Analytical Services - Greensburg					
Radium-226	EPA 903.1	**0.679 ± 0.570 (0.816) C:NA T:103%**	pCi/L	06/22/22 12:56	13982-63-3	
	Pace Analytical Services - Greensburg					
Radium-228	EPA 904.0	**0.769 ± 0.439 (0.810) C:80% T:85%**	pCi/L	06/20/22 15:27	15262-20-1	
	Pace Analytical Services - Greensburg					
Total Radium	Total Radium Calculation	**1.45 ± 1.01 (1.63)**	pCi/L	06/24/22 17:45	7440-14-4	

This report shall not be reproduced, except in full,
without the written consent of Pace Analytical Services, LLC.

Pace Analytical Services, LLC
7726 Moller Road
Indianapolis, IN 46268
(317)228-3100

ANALYTICAL RESULTS - RADIOCHEMISTRY

Project: Eagle Valley P1R1
Pace Project No.: 50316328

Sample: MW-6I **Lab ID: 50316328002** Collected: 05/11/22 10:55 Received: 05/12/22 13:45 Matrix: Water
PWS: Site ID: Sample Type:

Parameters	Method	Act ± Unc (MDC) Carr Trac	Units	Analyzed	CAS No.	Qual
	Pace Analytical Services - Greensburg					
Radium-226	EPA 903.1	**0.528 ± 0.613 (0.989) C:NA T:94%**	pCi/L	06/22/22 12:22	13982-63-3	
	Pace Analytical Services - Greensburg					
Radium-228	EPA 904.0	**0.850 ± 0.400 (0.688) C:81% T:93%**	pCi/L	06/20/22 15:27	15262-20-1	
	Pace Analytical Services - Greensburg					
Total Radium	Total Radium Calculation	**1.38 ± 1.01 (1.68)**	pCi/L	06/24/22 17:45	7440-14-4	

REPORT OF LABORATORY ANALYSIS

This report shall not be reproduced, except in full,
without the written consent of Pace Analytical Services, LLC.

Pace Analytical Services, LLC
7726 Moller Road
Indianapolis, IN 46268
(317)228-3100

ANALYTICAL RESULTS - RADIOCHEMISTRY

Project: Eagle Valley P1R1
Pace Project No.: 50316328

Sample: MW-6D **Lab ID: 50316328003** Collected: 05/11/22 13:11 Received: 05/12/22 13:45 Matrix: Water
PWS: Site ID: Sample Type:

Parameters	Method	Act ± Unc (MDC) Carr Trac	Units	Analyzed	CAS No.	Qual
	Pace Analytical Services - Greensburg					
Radium-226	EPA 903.1	**1.09 ± 0.587 (0.212) C:NA T:87%**	pCi/L	06/22/22 12:23	13982-63-3	
	Pace Analytical Services - Greensburg					
Radium-228	EPA 904.0	**0.289 ± 0.355 (0.752) C:76% T:89%**	pCi/L	06/20/22 15:28	15262-20-1	
	Pace Analytical Services - Greensburg					
Total Radium	Total Radium Calculation	**1.38 ± 0.942 (0.964)**	pCi/L	06/24/22 17:45	7440-14-4	

This report shall not be reproduced, except in full,
without the written consent of Pace Analytical Services, LLC.

Pace Analytical Services, LLC
7726 Moller Road
Indianapolis, IN 46268
(317)228-3100

QUALITY CONTROL - RADIOCHEMISTRY

Project: Eagle Valley P1R1
Pace Project No.: 50316328

QC Batch: 507525
QC Batch Method: EPA 903.1
Analysis Method: EPA 903.1
Analysis Description: 903.1 Radium-226
Laboratory: Pace Analytical Services - Greensburg
Associated Lab Samples: 50316328001, 50316328002, 50316328003

METHOD BLANK: 2459166
Matrix: Water
Associated Lab Samples: 50316328001, 50316328002, 50316328003

Parameter	Act ± Unc (MDC) Carr Trac	Units	Analyzed	Qualifiers
Radium-226	-0.110 ± 0.306 (0.722) C:NA T:93%	pCi/L	06/22/22 11:44	

Results presented on this page are in the units indicated by the "Units" column except where an alternate unit is presented to the right of the result.

REPORT OF LABORATORY ANALYSIS

This report shall not be reproduced, except in full,
without the written consent of Pace Analytical Services, LLC.

Pace Analytical Services, LLC
7726 Moller Road
Indianapolis, IN 46268
(317)228-3100

QUALITY CONTROL - RADIOCHEMISTRY

Project: Eagle Valley P1R1
Pace Project No.: 50316328

QC Batch: 507526
QC Batch Method: EPA 904.0
Analysis Method: EPA 904.0
Analysis Description: 904.0 Radium 228
Laboratory: Pace Analytical Services - Greensburg
Associated Lab Samples: 50316328001, 50316328002, 50316328003

METHOD BLANK: 2459167 Matrix: Water
Associated Lab Samples: 50316328001, 50316328002, 50316328003

Parameter	Act ± Unc (MDC) Carr Trac	Units	Analyzed	Qualifiers
Radium-228	0.402 ± 0.280 (0.534) C:80% T:101%	pCi/L	06/20/22 15:28	

Results presented on this page are in the units indicated by the "Units" column except where an alternate unit is presented to the right of the result.

REPORT OF LABORATORY ANALYSIS

This report shall not be reproduced, except in full,
without the written consent of Pace Analytical Services, LLC.

Pace Analytical Services, LLC
7726 Moller Road
Indianapolis, IN 46268
(317)228-3100

QUALIFIERS

Project: Eagle Valley P1R1
Pace Project No.: 50316328

DEFINITIONS

DF - Dilution Factor, if reported, represents the factor applied to the reported data due to dilution of the sample aliquot.

ND - Not Detected at or above adjusted reporting limit.

TNTC - Too Numerous To Count

J - Estimated concentration above the adjusted method detection limit and below the adjusted reporting limit.

MDL - Adjusted Method Detection Limit.

PQL - Practical Quantitation Limit.

RL - Reporting Limit - The lowest concentration value that meets project requirements for quantitative data with known precision and bias for a specific analyte in a specific matrix.

S - Surrogate

1,2-Diphenylhydrazine decomposes to and cannot be separated from Azobenzene using Method 8270. The result for each analyte is a combined concentration.

Consistent with EPA guidelines, unrounded data are displayed and have been used to calculate % recovery and RPD values.

LCS(D) - Laboratory Control Sample (Duplicate)

MS(D) - Matrix Spike (Duplicate)

DUP - Sample Duplicate

RPD - Relative Percent Difference

NC - Not Calculable.

SG - Silica Gel - Clean-Up

U - Indicates the compound was analyzed for, but not detected.

N-Nitrosodiphenylamine decomposes and cannot be separated from Diphenylamine using Method 8270. The result reported for each analyte is a combined concentration.

Reported results are not rounded until the final step prior to reporting. Therefore, calculated parameters that are typically reported as "Total" may vary slightly from the sum of the reported component parameters.

Act - Activity

Unc - Uncertainty: SDWA = 1.96 sigma count uncertainty, all other matrices = Expanded Uncertainty (95% confidence interval). Gamma Spec = Expanded Uncertainty (95.4% Confidence Interval)

(MDC) - Minimum Detectable Concentration

Trac - Tracer Recovery (%)

Carr - Carrier Recovery (%)

Pace Analytical is TNI accredited. Contact your Pace PM for the current list of accredited analytes.

TNI - The NELAC Institute.

ANALYTE QUALIFIERS

H3	Sample was received or analysis requested beyond the recognized method holding time.
M0	Matrix spike recovery and/or matrix spike duplicate recovery was outside laboratory control limits.
M3	Matrix spike recovery was outside laboratory control limits due to matrix interferences.
N2	The lab does not hold NELAC/TNI accreditation for this parameter but other accreditations/certifications may apply. A complete list of accreditations/certifications is available upon request.

This report shall not be reproduced, except in full,
without the written consent of Pace Analytical Services, LLC.

Pace Analytical Services, LLC
7726 Moller Road
Indianapolis, IN 46268
(317)228-3100

QUALITY CONTROL DATA CROSS REFERENCE TABLE

Project: Eagle Valley P1R1
Pace Project No.: 50316328

Lab ID	Sample ID	QC Batch Method	QC Batch	Analytical Method	Analytical Batch
50316328001	**MW-6S**	EPA 9056	677580		
50316328002	**MW-6I**	EPA 9056	677580		
50316328003	**MW-6D**	EPA 9056	677580		
50316328001	**MW-6S**	EPA 3010	677577	EPA 6010	678211
50316328002	**MW-6I**	EPA 3010	677577	EPA 6010	678211
50316328003	**MW-6D**	EPA 3010	677577	EPA 6010	678211
50316328001	**MW-6S**	EPA 3010	677433	EPA 6010	677617
50316328002	**MW-6I**	EPA 3010	677433	EPA 6010	677617
50316328003	**MW-6D**	EPA 3010	677433	EPA 6010	677617
50316328001	**MW-6S**	EPA 200.2	676596	EPA 6020	676770
50316328002	**MW-6I**	EPA 200.2	676596	EPA 6020	676770
50316328003	**MW-6D**	EPA 200.2	676596	EPA 6020	676770
50316328001	**MW-6S**	EPA 7470	676896	EPA 7470	677037
50316328002	**MW-6I**	EPA 7470	676896	EPA 7470	677037
50316328003	**MW-6D**	EPA 7470	676896	EPA 7470	677037
50316328001	**MW-6S**	EPA 903.1	507525		
50316328002	**MW-6I**	EPA 903.1	507525		
50316328003	**MW-6D**	EPA 903.1	507525		
50316328001	**MW-6S**	EPA 904.0	507526		
50316328002	**MW-6I**	EPA 904.0	507526		
50316328003	**MW-6D**	EPA 904.0	507526		
50316328001	**MW-6S**	Total Radium Calculation	514180		
50316328002	**MW-6I**	Total Radium Calculation	514180		
50316328003	**MW-6D**	Total Radium Calculation	514180		
50316328001	**MW-6S**	SM 2320B	676934		
50316328002	**MW-6I**	SM 2320B	676934		
50316328003	**MW-6D**	SM 2320B	676934		
50316328001	**MW-6S**	SM 2540C	676816		
50316328002	**MW-6I**	SM 2540C	676816		
50316328003	**MW-6D**	SM 2540C	676816		
50316328001	**MW-6S**	SM 4500-H+B	677075		
50316328002	**MW-6I**	SM 4500-H+B	677075		
50316328003	**MW-6D**	SM 4500-H+B	677075		
50316328001	**MW-6S**	SM 4500-S2-D	676128		
50316328002	**MW-6I**	SM 4500-S2-D	676128		
50316328003	**MW-6D**	SM 4500-S2-D	676128		
50316328001	**MW-6S**	HACH 8146	678187		
50316328002	**MW-6I**	HACH 8146	678187		
50316328003	**MW-6D**	HACH 8146	678187		
50316328001	**MW-6S**	EPA 353.2	675982		
50316328002	**MW-6I**	EPA 353.2	675982		
50316328003	**MW-6D**	EPA 353.2	675982		

This report shall not be reproduced, except in full,
without the written consent of Pace Analytical Services, LLC.

Pace Analytical Services, LLC
7726 Moller Road
Indianapolis, IN 46268
(317)228-3100

QUALITY CONTROL DATA CROSS REFERENCE TABLE

Project: Eagle Valley P1R1
Pace Project No.: 50316328

Lab ID	Sample ID	QC Batch Method	QC Batch	Analytical Method	Analytical Batch
50316328001	**MW-6S**	EPA 365.1	676062	EPA 365.1	676410
50316328002	**MW-6I**	EPA 365.1	676062	EPA 365.1	676410
50316328003	**MW-6D**	EPA 365.1	676062	EPA 365.1	676410
50316328001	**MW-6S**	SM 5310C	677566		
50316328002	**MW-6I**	SM 5310C	677566		
50316328003	**MW-6D**	SM 5310C	677566		
50316328001	**MW-6S**	SM 5310C	677652		
50316328002	**MW-6I**	SM 5310C	677652		
50316328003	**MW-6D**	SM 5310C	677652		

This report shall not be reproduced, except in full,
without the written consent of Pace Analytical Services, LLC.

Pace Analytical
WWW.PACELABS.COM

CHAIN-OF-CUSTODY / Analytical Request Doc

The Chain-of-Custody is a LEGAL DOCUMENT. All relevant fields must be

WO# : 50316328

50316328

Section A Required Client Information:		Section B Required Project Information:		Section C Invoice Information:	
Company:	Atlas Indianapolis	Report To:	Mark Breting	Attention:	Accounts Payable
Address:	7988 Centerpoint Drive	Copy To:		Company Name:	Atlas Indianapolis
	Indianapolis, IN 46256			Address:	
Email:	mark.breting@oneatlas.com	Purchase Order #:		Pace Quote:	
Phone:	NONE Fax:	Project Name:	Eagle Valley Profile 1 Report 1	Pace Project Manager:	hayden.putt@pacelabs.com
Requested Due Date:		Project #:		Pace Profile #:	10498/17

Regulatory Agency
State / Location
IN

ITEM #	SAMPLE ID (One Character per box. (A-Z, 0-9 / , -) Sample Ids must be unique)	MATRIX CODE (see valid codes to left)	SAMPLE TYPE (G=GRAB C=COMP)	COLLECTED START DATE	COLLECTED START TIME	COLLECTED END DATE	COLLECTED END TIME	SAMPLE TEMP AT COLLECTION	# OF CONTAINERS	Preservatives: Unpreserved	H2SO4	HNO3	HCl	NaOH + ZnAcetate	Na2S2O3	Methanol	Other	Analyses Test Y/N	TDS / NO2,NO3-Wet	(Cl, F, SO4) IC	Metals, Total*	Metals Diss. Field Filtered**	Rad-228	Rad-226	Alkalinity, Ferrous Iron, pH	TOC by 5310C	DOC by 5310C	Sulfide	Phosphate	Residual Chlorine (Y/N)	
	MATRIX: Drinking Water DW, Water WT, Waste Water WW, Product P, Soil/Solid SL, Oil OL, Wipe WP, Air AR, Other OT, Tissue TS																		Y							Y				
1	~~MW-1S~~	WT							11	3	3	4		1					X	X	X	X	X	X	X	X	X	X		
2	MW-1I	WT							11	3	3	4		1					X	X	X	X	X	X	X	X	X	X		
3	MW-1D	WT							11	3	3	4		1					X	X	X	X	X	X	X	X	X	X		
4	MW-2S	WT							11	3	3	4		1					X	X	X	X	X	X	X	X	X	X		
5	MW-2I	WT							11	3	3	4		1					X	X	X	X	X	X	X	X	X	X		
6	MW-2D	WT							11	3	3	4		1					X	X	X	X	X	X	X	X	X	X		
7	MW-3S	WT							11	3	3	4		1					X	X	X	X	X	X	X	X	X	X		
8	MW-3I	WT							11	3	3	4		1					X	X	X	X	X	X	X	X	X	X		
9	MW-4S	WT							11	3	3	4		1					X	X	X	X	X	X	X	X	X	X		
10	MW-4I	WT							11	3	3	4		1					X	X	X	X	X	X	X	X	X	X		
11	MW-4D	WT							11	3	3	4		1					X	X	X	X	X	X	X	X	X	X		
12	MW-6S	WT	G			5.11	1158	5.12°	11	3	3	4		1					X	X	X	X	X	X	X	X	X	X		001

ADDITIONAL COMMENTS	RELINQUISHED BY / AFFILIATION	DATE	TIME	ACCEPTED BY / AFFILIATION	DATE	TIME	SAMPLE CONDITIONS			
* Metals: 6010 (Al, Ba, B, Cd, Cr, Fe, Pb, Mn, Mo, Ca, Mg, Na, K, Li, SiO2)	SAMANTA LAX / ATLAS	5.11.22	1630		5/12/22	1230				
6020 (Be, Co, As, Se, Sb, Tl), 7470 (Hg)		5/12/22	1345	Daniel Pearson / Pace	5/12/22	1345	1.0	Y	N	Y
** Dissolved FF 6010 (Mo, Mn)							0.6	Y	N	Y
Alkalinity = (Total , Bicarb & Carb)										

SAMPLER NAME AND SIGNATURE			TEMP in C	Received on Ice (Y/N)	Custody Sealed Cooler (Y/N)	Samples Intact (Y/N)
PRINT Name of SAMPLER:	SAMANTA LAX					
SIGNATURE of SAMPLER:		DATE Signed: 5/11/2022				

Pace Analytical
WWW.PACELABS.COM

CHAIN-OF-CUSTODY / Analytical Request Document

The Chain-of-Custody is a LEGAL DOCUMENT. All relevant fields must be completed accurately.

Section A — Required Client Information:

Company:	Atlas Indianapolis
Address:	7988 Centerpoint Drive
	Indianapolis, IN 46256
Email:	mark.breting@oneatlas.com
Phone:	NONE Fax:
Requested Due Date:	

Section B — Required Project Information:

Report To:	Mark Breting
Copy To:	
Purchase Order #:	
Project Name:	Eagle Valley Profile 1 Report 1
Project #:	

Section C — Invoice Information:

Attention:	Accounts Payable
Company Name:	Atlas Indianapolis
Address:	
Pace Quote:	
Pace Project Manager:	hayden.putt@pacelabs.com
Pace Profile #:	10498/17

Regulatory Agency:

State / Location: IN

SAMPLE ID
One Character per box. (A-Z, 0-9 / , -)
Sample Ids must be unique

MATRIX CODE: Drinking Water DW; Water WT; Waste Water WW; Product P; Soil/Solid SL; Oil OL; Wipe WP; Air AR; Other OT; Tissue TS

ITEM #	SAMPLE ID	MATRIX CODE (see valid codes to left)	SAMPLE TYPE (G=GRAB C=COMP)	COLLECTED START DATE	COLLECTED START TIME	COLLECTED END DATE	COLLECTED END TIME	SAMPLE TEMP AT COLLECTION	# OF CONTAINERS	Preservatives: Unpreserved	H2SO4	HNO3	HCl	NaOH + ZnAcetate	Na2S2O3	Methanol	Other	Analyses Test Y/N	TDS / NO2,NO3-Wet	(Cl, F, SO4) IC	Metals, Total*	Metals Diss. Field Filtered**	Rad-228	Rad-226	Alkalinity, Ferrous Iron, pH	TOC by 5310C	DOC by 5310C	Sulfide	Phosphate		Residual Chlorine (Y/N)	
																		Requested Analysis Filtered (Y/N)				Y					Y					
13	MW-6I	WT	G			5.11	1055		11	3	3	4		1					X	X	X	X	X	X	X	X	X	X			002
14	MW-6D	WT	G			5.11	1311		11	3	3	4		1					X	X	X	X	X	X	X	X	X	X			003
15	~~MW-7S~~	WT							11	3	3	4		1					X	X	X	X	X	X	X	X	X	X			
16	~~MW-8S~~	WT							11	3	3	4		1					X	X	X	X	X	X	X	X	X	X			
17	~~MW-9S~~	WT							11	3	3	4		1					X	X	X	X	X	X	X	X	X	X			
18	~~MW-9I~~	WT							11	3	3	4		1					X	X	X	X	X	X	X	X	X	X			
19	~~MW-9D~~	WT							11	3	3	4		1					X	X	X	X	X	X	X	X	X	X			
20	~~MW-10S~~	WT							11	3	3	4		1					X	X	X	X	X	X	X	X	X	X			
21	~~MW-11S~~	WT							11	3	3	4		1					X	X	X	X	X	X	X	X	X	X			
22	~~MW-11I~~	WT							11	3	3	4		1					X	X	X	X	X	X	X	X	X	X			
23	~~MW-11D~~	WT							11	3	3	4		1					X	X	X	X	X	X	X	X	X	X			
24	~~MW-12S~~	WT							11	3	3	4		1					X	X	X	X	X	X	X	X	X	X			

ADDITIONAL COMMENTS	RELINQUISHED BY / AFFILIATION	DATE	TIME	ACCEPTED BY / AFFILIATION	DATE	TIME
Metals: 6010 (Al, Ba, B, Cd, Cr, Fe, Pb, Mn, Mo, Ca, Mg, Na, K, Li, SiO2)	SAMANTA LAX / ATLAS	5/11/22	1630		5/12/22	123
020 (Be, Co, As, Se, Sb, Tl), 7470 (Hg).	5/12/22 1345		1630	Pace	5/12/22	1345
Dissolved FF 6010 (Mo, Mn)			SML 5/11/22			
Alkalinity = (Total , Bicarb & Carb)						

SAMPLE CONDITIONS			
TEMP in C	1.0	0.6	
Received on Ice (Y/N)	Y	Y	
Custody Sealed Cooler (Y/N)	N	N	
Samples Intact (Y/N)	Y	Y	

SAMPLER NAME AND SIGNATURE

PRINT Name of SAMPLER: SAMANTA LAX

SIGNATURE of SAMPLER:

DATE Signed: 5/11/2022

Pace

SAMPLE CONDITION UPON RECEIPT FORM

Date/Time and Initials of person examining contents: DMP 5/12/22 14:31

1. **Courier:** ☐ FED EX ☐ UPS ☐ CLIENT ☑ PACE ☐ USPS ☐ OTHER _____

2. **Custody Seal on Cooler/Box Present:** ☐ Yes ☑ No

(If yes)Seals Intact: ☐ Yes ☐ No **(leave blank if no seals were present)**

3. **Thermometer:** 1 2 3 4 5 6 A B C D E (F)

4. **Cooler Temperature(s):** 1.0/1.0°C | 0.6/0.6 | | |
(Initial/Corrected) RECORD TEMPS OF ALL COOLERS RECEIVED (use Comments below to add more)

5. **Packing Material:** ☐ Bubble Wrap ☑ Bubble Bags ☐ None ☑ Other Plastic Bags

6. **Ice Type:** ☑ Wet ☐ Blue ☐ None

7. **If temp. is over 6°C or under 0°C, was the PM notified?:** ☐ Yes ☐ No
Cooler temp should be above freezing to 6°C

All discrepancies will be written out in the comments section below.

	Yes	No		Yes	No	N/A
USDA Regulated Soils? (HI, ID, NY, WA, OR,CA, NM, TX, OK, AR, LA, TN, AL, MS, NC, SC, GA, FL, or Puerto Rico)		✓	All containers needing acid/base preservation have been pH CHECKED?: **Exceptions: VOA, coliform, LLHg, O&G, RAD CHEM, and any container with a septum cap or preserved with HCl.** Circle: **HNO3 (<2) H2SO4 (<2) NaOH (>10) NaOH/ZnAc (>9)** Any non-conformance to pH recommendations will be noted on the container count form	✓		
Short Hold Time Analysis (48 hours or less)? **Analysis:** NO3	✓					
Time 5035A TC placed in Freezer or Short Holds To Lab	Time:			Present	Absent	N/A
			Residual Chlorine Check (SVOC 625 Pest/PCB 608)			✓
Rush TAT Requested (4 days or less): NOT LISTED		✓	Residual Chlorine Check (Total/Amenable/Free Cyanide)			✓
Custody Signatures Present?	✓		Headspace Wisconsin Sulfide?			✓
Containers Intact?:	✓		Headspace in VOA Vials (>6mm): See Containter Count form for details	Present	Absent	No VOA Vials Sent ✓
Sample Label (IDs/Dates/Times) Match COC?: Except TCs, which only require sample ID	✓		Trip Blank Present?		✓	
Extra labels on Terracore Vials? (soils only)		N/A	Trip Blank Custody Seals?:			✓

COMMENTS:

COC PAGE 1 of 2

Sample Container Count

SBS
DI
MeOH (only)
BK
Kit

** Place a RED dot on containers that are out of conformance **

COC Line Item	WGFU	R	DG9H VG9H	VOA VIAL HS (>6mm)	VG9U	DG9U	VG9T	AG0U	AG1H	AG1U	AG2U	AG3S	AG3SF	AG3C	BP1U	BP1N	BP2U	BP3U	BP3N	BP3F	BP3S	BP3B	BP3Z	CG3H	Syringe Kit			Matrix	HNO3/ H2SO4 pH <2	NaOH/ ZNAc pH >9	NaOH pH>10
1																															
2																															
3																															
4																															
5																															
6																															
7																															
8																															
9																															
10																															
11																															
12												1	1			2	1	2	1	1	1		1					WT	✓	✓	

Container Codes

Glass

DG9H	40mL HCl amber voa vial	BG1T	1L Na Thiosulfate clear glass
DG9P	40mL TSP amber vial	BG1U	1L unpreserved glass
DG9S	40mL H2SO4 amber vial	BG3H	250mL HCl Clear Glass
DG9T	40mL Na Thio amber vial	BG3U	250mL Unpres Clear Glass
DG9U	40mL unpreserved amber vial	AG0U	100mL unpres amber glass
VG9H	40mL HCl clear vial	AG1H	1L HCl amber glass
VG9T	40mL Na Thio. clear vial	AG1S	1L H2SO4 amber glass
VG9U	40mL unpreserved clear vial	AG1T	1L Na Thiosulfate amber glass
I	40mL w/hexane wipe vial	AG1U	1liter unpres amber glass
WGKU	8oz unpreserved clear jar	AG2N	500mL HNO3 amber glass
WGFU	4oz clear soil jar	AG2S	500mL H2SO4 amber glass
JGFU	4oz unpreserved amber wide	AG2U	500mL unpres amber glass
CG3H	250mL clear glass HCl	AG3S	250mL H2SO4 amber glass
BG1H	1L HCl clear glass	AG3SF	250mL H2SO4 amb glass -field filtered
BG1S	1L H2SO4 clear glass	AG3U	250mL unpres amber glass
GN	General	AG3C	250mL NaOH amber glass

Plastic / Misc.

BP1B	1L NaOH plastic
BP1N	1L HNO3 plastic
BP1S	1L H2SO4 plastic
BP1U	1L unpreserved plastic
BP1Z	1L NaOH, Zn, Ac
BP2N	500mL HNO3 plastic
BP2C	500mL NaOH plastic
BP2S	500mL H2SO4 plastic
BP2U	500mL unpreserved plastic
BP2Z	500mL NaOH, Zn Ac
BP3B	250mL NaOH plastic
BP3N	250mL HNO3 plastic
BP3F	250mL HNO3 plastic-field filtered
BP3U	250mL unpreserved plastic
BP3S	250mL H2SO4 plastic
BP3Z	250mL NaOH, ZnAc plastic

BP4U	125mL unpreserved plastic
BP4N	125mL HNO3 plastic
BP4S	125mL H2SO4 plastic

Syringe Kit	LL Cr+6 sampling kit

AF	Air Filter
C	Air Cassettes
R	Terracore kit
SP5T	120mL Coliform Na Thiosulfate
U	Summa Can
ZPLC	Ziploc Bag

WT		Water	
SL		Solid	
NAL	OL	Non-aqueous liquid	Oil
WP		Wipe	

COC PAGE 2 of 2

Sample Container Count

SBS
DI
MeOH (only)
BK
Kit

** Place a RED dot on containers that are out of conformance **

COC Line Item	WGFU	R	DG9H VG9H	VOA VIAL HS (>6mm)	VG9U	DG9U	VG9T	AG0U	AG1H	AG1U	AG2U	AG3S	AG3SF	AG3C	BP1U	BP1N	BP2U	BP3U	BP3N	BP3F	BP3S	BP3B	BP3Z	CG3H	Syringe Kit			Matrix	HNO3/ H2SO4 pH <2	NaOH/ ZNAc pH >9	NaOH pH>10
1												1	1			2	1	2	1	1	1		1					WT	✓	✓	
2												1	1			2	1	2	1	1	1		1					WT	✓	✓	
3																															
4																															
5																															
6																															
7																															
8																															
9																															
10																															
11																															
12																															

Container Codes

Glass

DG9H	40mL HCl amber voa vial	BG1T	1L Na Thiosulfate clear glass	BP1B	1L NaOH plastic
DG9P	40mL TSP amber vial	BG1U	1L unpreserved glass	BP1N	1L HNO3 plastic
DG9S	40mL H2SO4 amber vial	BG3H	250mL HCl Clear Glass	BP1S	1L H2SO4 plastic
DG9T	40mL Na Thio amber vial	BG3U	250mL Unpres Clear Glass	BP1U	1L unpreserved plastic
DG9U	40mL unpreserved amber vial	AG0U	100mL unpres amber glass	BP1Z	1L NaOH, Zn, Ac
VG9H	40mL HCl clear vial	AG1H	1L HCl amber glass	BP2N	500mL HNO3 plastic
VG9T	40mL Na Thio. clear vial	AG1S	1L H2SO4 amber glass	BP2C	500mL NaOH plastic
VG9U	40mL unpreserved clear vial	AG1T	1L Na Thiosulfate amber glass	BP2S	500mL H2SO4 plastic
I	40mL w/hexane wipe vial	AG1U	1liter unpres amber glass	BP2U	500mL unpreserved plastic
WGKU	8oz unpreserved clear jar	AG2N	500mL HNO3 amber glass	BP2Z	500mL NaOH, Zn Ac
WGFU	4oz clear soil jar	AG2S	500mL H2SO4 amber glass	BP3B	250mL NaOH plastic
JGFU	4oz unpreserved amber wide	AG2U	500mL unpres amber glass	BP3N	250mL HNO3 plastic
CG3H	250mL clear glass HCl	AG3S	250mL H2SO4 amber glass	BP3F	250mL HNO3 plastic-field filtered
BG1H	1L HCl clear glass	AG3SF	250mL H2SO4 amb glass -field filtered	BP3U	250mL unpreserved plastic
BG1S	1L H2SO4 clear glass	AG3U	250mL unpres amber glass	BP3S	250mL H2SO4 plastic
GN	General	AG3C	250mL NaOH amber glass	BP3Z	250mL NaOH, ZnAc plastic

Plastic / Misc.

BP4U	125mL unpreserved plastic
BP4N	125mL HNO3 plastic
BP4S	125mL H2SO4 plastic

Syringe Kit	LL Cr+6 sampling kit

AF	Air Filter
C	Air Cassettes
R	Terracore kit
SP5T	120mL Coliform Na Thiosulfate
U	Summa Can
ZPLC	Ziploc Bag

WT		Water	
SL		Solid	
NAL	OL	Non-aqueous liquid	Oil
WP		Wipe	

Pace Analytical Services, LLC
7726 Moller Road
Indianapolis, IN 46268
(317)228-3100

July 27, 2022

Mr. Mark Breting
ATC Group Services
7988 Centerpoint Drive
Suite 100
Indianapolis, IN 46256

RE: Project: Eagle Valley P1R1
Pace Project No.: 50316334

Dear Mr. Breting:

Enclosed are the analytical results for sample(s) received by the laboratory on May 12, 2022. The results relate only to the samples included in this report. Results reported herein conform to the applicable TNI/NELAC Standards and the laboratory's Quality Manual, where applicable, unless otherwise noted in the body of the report.

The test results provided in this final report were generated by each of the following laboratories within the Pace Network:

- Pace Analytical Services - Indianapolis
- Pace Analytical Services - Greensburg

If you have any questions concerning this report, please feel free to contact me.

Sincerely,

Hayden Putt
hayden.putt@pacelabs.com
(317)228-3145
Project Manager

Enclosures

cc: Mr. Robert Miller, Haley & Aldrich

This report shall not be reproduced, except in full,
without the written consent of Pace Analytical Services, LLC.

Pace Analytical Services, LLC
7726 Moller Road
Indianapolis, IN 46268
(317)228-3100

CERTIFICATIONS

Project: Eagle Valley P1R1
Pace Project No.: 50316334

Pace Analytical Services Pennsylvania

1638 Roseytown Rd Suites 2,3&4, Greensburg, PA 15601
ANAB DOD-ELAP Rad Accreditation #: L2417
Alabama Certification #: 41590
Arizona Certification #: AZ0734
Arkansas Certification
California Certification #: 04222CA
Colorado Certification #: PA01547
Connecticut Certification #: PH-0694
Delaware Certification
EPA Region 4 DW Rad
Florida/TNI Certification #: E87683
Georgia Certification #: C040
Florida: Cert E871149 SEKS WET
Guam Certification
Hawaii Certification
Idaho Certification
Illinois Certification
Indiana Certification
Iowa Certification #: 391
Kansas/TNI Certification #: E-10358
Kentucky Certification #: KY90133
KY WW Permit #: KY0098221
KY WW Permit #: KY0000221
Louisiana DHH/TNI Certification #: LA180012
Louisiana DEQ/TNI Certification #: 4086
Maine Certification #: 2017020
Maryland Certification #: 308
Massachusetts Certification #: M-PA1457
Michigan/PADEP Certification #: 9991
Missouri Certification #: 235
Montana Certification #: Cert0082
Nebraska Certification #: NE-OS-29-14
Nevada Certification #: PA014572018-1
New Hampshire/TNI Certification #: 297617
New Jersey/TNI Certification #: PA051
New Mexico Certification #: PA01457
New York/TNI Certification #: 10888
North Carolina Certification #: 42706
North Dakota Certification #: R-190
Ohio EPA Rad Approval: #41249
Oregon/TNI Certification #: PA200002-010
Pennsylvania/TNI Certification #: 65-00282
Puerto Rico Certification #: PA01457
Rhode Island Certification #: 65-00282
South Dakota Certification
Tennessee Certification #: 02867
Texas/TNI Certification #: T104704188-17-3
Utah/TNI Certification #: PA014572017-9
USDA Soil Permit #: P330-17-00091
Vermont Dept. of Health: ID# VT-0282
Virgin Island/PADEP Certification
Virginia/VELAP Certification #: 460198
Washington Certification #: C868
West Virginia DEP Certification #: 143
West Virginia DHHR Certification #: 9964C
Wisconsin Approve List for Rad
Wyoming Certification #: 8TMS-L

Pace Analytical Services Indianapolis

7726 Moller Road, Indianapolis, IN 46268
Illinois Accreditation #: 200074
Indiana Drinking Water Laboratory #: C-49-06
Kansas/TNI Certification #: E-10177
Kentucky UST Agency Interest #: 80226
Kentucky WW Laboratory ID #: 98019
Michigan Drinking Water Laboratory #9050
Ohio VAP Certified Laboratory #: CL0065
Oklahoma Laboratory #: 9204
Texas Certification #: T104704355
Wisconsin Laboratory #: 999788130
USDA Soil Permit #: P330-19-00257

This report shall not be reproduced, except in full,
without the written consent of Pace Analytical Services, LLC.

Pace Analytical Services, LLC
7726 Moller Road
Indianapolis, IN 46268
(317)228-3100

SAMPLE SUMMARY

Project: Eagle Valley P1R1
Pace Project No.: 50316334

Lab ID	Sample ID	Matrix	Date Collected	Date Received
50316334001	**MW-2S**	Water	05/11/22 10:30	05/12/22 13:45
50316334002	**MW-2I**	Water	05/11/22 12:45	05/12/22 13:45
50316334003	**MW-2D**	Water	05/11/22 11:50	05/12/22 13:45
50316334004	**MW-3S**	Water	05/11/22 14:55	05/12/22 13:45
50316334005	**MW-3I**	Water	05/11/22 13:45	05/12/22 13:45

This report shall not be reproduced, except in full,
without the written consent of Pace Analytical Services, LLC.

Pace Analytical Services, LLC
7726 Moller Road
Indianapolis, IN 46268
(317)228-3100

SAMPLE ANALYTE COUNT

Project: Eagle Valley P1R1
Pace Project No.: 50316334

Lab ID	Sample ID	Method	Analysts	Analytes Reported	Laboratory
50316334001	**MW-2S**	EPA 9056	RMR	3	PASI-I
		EPA 6010	JPK	15	PASI-I
		EPA 6010	JPK	2	PASI-I
		EPA 6020	CAW	6	PASI-I
		EPA 7470	ILP	1	PASI-I
		EPA 903.1	RPS	1	PASI-PA
		EPA 904.0	VAL	1	PASI-PA
		Total Radium Calculation	JAL	1	PASI-PA
		SM 2320B	SLB	3	PASI-I
		SM 2540C	BSW	1	PASI-I
		SM 4500-H+B	TRK	1	PASI-I
		SM 4500-S2-D	SWJ	1	PASI-I
		HACH 8146	ZM	1	PASI-I
		EPA 353.2	OAS	2	PASI-I
		EPA 365.1	ZM	1	PASI-I
		SM 5310C	ZM	1	PASI-I
		SM 5310C	ZM	1	PASI-I
50316334002	**MW-2I**	EPA 9056	RMR	3	PASI-I
		EPA 6010	JPK	15	PASI-I
		EPA 6010	JPK	2	PASI-I
		EPA 6020	CAW	6	PASI-I
		EPA 7470	ILP	1	PASI-I
		EPA 903.1	RPS	1	PASI-PA
		EPA 904.0	VAL	1	PASI-PA
		Total Radium Calculation	JAL	1	PASI-PA
		SM 2320B	SLB	3	PASI-I
		SM 2540C	BSW	1	PASI-I
		SM 4500-H+B	TRK	1	PASI-I
		SM 4500-S2-D	SWJ	1	PASI-I
		HACH 8146	ZM	1	PASI-I
		EPA 353.2	OAS	2	PASI-I
		EPA 365.1	ZM	1	PASI-I
		SM 5310C	ZM	1	PASI-I
		SM 5310C	ZM	1	PASI-I
50316334003	**MW-2D**	EPA 9056	RMR	3	PASI-I
		EPA 6010	JPK	15	PASI-I
		EPA 6010	JPK	2	PASI-I

This report shall not be reproduced, except in full,
without the written consent of Pace Analytical Services, LLC.

Pace Analytical Services, LLC
7726 Moller Road
Indianapolis, IN 46268
(317)228-3100

SAMPLE ANALYTE COUNT

Project: Eagle Valley P1R1
Pace Project No.: 50316334

Lab ID	Sample ID	Method	Analysts	Analytes Reported	Laboratory
		EPA 6020	CAW	6	PASI-I
		EPA 7470	ILP	1	PASI-I
		EPA 903.1	RPS	1	PASI-PA
		EPA 904.0	VAL	1	PASI-PA
		Total Radium Calculation	JAL	1	PASI-PA
		SM 2320B	SLB	3	PASI-I
		SM 2540C	BSW	1	PASI-I
		SM 4500-H+B	TRK	1	PASI-I
		SM 4500-S2-D	SWJ	1	PASI-I
		HACH 8146	ZM	1	PASI-I
		EPA 353.2	OAS	2	PASI-I
		EPA 365.1	ZM	1	PASI-I
		SM 5310C	ZM	1	PASI-I
		SM 5310C	ZM	1	PASI-I
50316334004	**MW-3S**	EPA 9056	RMR	3	PASI-I
		EPA 6010	JPK	15	PASI-I
		EPA 6010	JPK	2	PASI-I
		EPA 6020	CAW	6	PASI-I
		EPA 7470	ILP	1	PASI-I
		EPA 903.1	RPS	1	PASI-PA
		EPA 904.0	VAL	1	PASI-PA
		Total Radium Calculation	JAL	1	PASI-PA
		SM 2320B	SLB	3	PASI-I
		SM 2540C	BSW	1	PASI-I
		SM 4500-H+B	TRK	1	PASI-I
		SM 4500-S2-D	SWJ	1	PASI-I
		HACH 8146	ZM	1	PASI-I
		EPA 353.2	OAS	2	PASI-I
		EPA 365.1	ZM	1	PASI-I
		SM 5310C	ZM	1	PASI-I
		SM 5310C	ZM	1	PASI-I
50316334005	**MW-3I**	EPA 9056	BK1	3	PASI-I
		EPA 6010	JPK	15	PASI-I
		EPA 6010	JPK	2	PASI-I
		EPA 6020	CAW	6	PASI-I
		EPA 7470	ILP	1	PASI-I
		EPA 903.1	RPS	1	PASI-PA

This report shall not be reproduced, except in full,
without the written consent of Pace Analytical Services, LLC.

Pace Analytical Services, LLC
7726 Moller Road
Indianapolis, IN 46268
(317)228-3100

SAMPLE ANALYTE COUNT

Project: Eagle Valley P1R1
Pace Project No.: 50316334

Lab ID	Sample ID	Method	Analysts	Analytes Reported	Laboratory
		EPA 904.0	VAL	1	PASI-PA
		Total Radium Calculation	JAL	1	PASI-PA
		SM 2320B	SLB	3	PASI-I
		SM 2540C	BSW	1	PASI-I
		SM 4500-H+B	TRK	1	PASI-I
		SM 4500-S2-D	SWJ	1	PASI-I
		HACH 8146	ZM	1	PASI-I
		EPA 353.2	OAS	2	PASI-I
		EPA 365.1	ZM	1	PASI-I
		SM 5310C	ZM	1	PASI-I
		SM 5310C	ZM	1	PASI-I

PASI-I = Pace Analytical Services - Indianapolis
PASI-PA = Pace Analytical Services - Greensburg

This report shall not be reproduced, except in full,
without the written consent of Pace Analytical Services, LLC.

Pace Analytical Services, LLC
7726 Moller Road
Indianapolis, IN 46268
(317)228-3100

SUMMARY OF DETECTION

Project: Eagle Valley P1R1
Pace Project No.: 50316334

Lab Sample ID / Method	Client Sample ID / Parameters	Result	Units	Report Limit	Analyzed	Qualifiers
50316334001	**MW-2S**					
EPA 9056	Chloride	44.0	mg/L	2.5	05/26/22 04:39	
EPA 9056	Fluoride	0.13	mg/L	0.10	05/26/22 04:22	
EPA 9056	Sulfate	151	mg/L	2.5	05/26/22 04:39	
EPA 6010	Barium	132	ug/L	10.0	05/25/22 02:54	
EPA 6010	Boron	1160	ug/L	100	05/25/22 02:54	
EPA 6010	Calcium	172000	ug/L	1000	05/25/22 02:54	
EPA 6010	Lithium	52.0	ug/L	20.0	05/25/22 02:54	
EPA 6010	Magnesium	35700	ug/L	1000	05/25/22 02:54	
EPA 6010	Manganese	16.0	ug/L	10.0	05/25/22 02:54	
EPA 6010	Molybdenum	13.4	ug/L	10.0	05/25/22 02:54	
EPA 6010	Potassium	6570	ug/L	1000	05/25/22 02:54	
EPA 6010	Silica	14400	ug/L	450	05/25/22 02:54	N2
EPA 6010	Sodium	47800	ug/L	1000	05/25/22 02:54	
EPA 6010	Molybdenum, Dissolved	13.8	ug/L	10.0	05/22/22 03:06	
EPA 6020	Arsenic	13.3	ug/L	1.0	05/18/22 17:57	
EPA 6020	Selenium	23.7	ug/L	1.0	05/18/22 17:57	
EPA 903.1	Radium-226	-0.177 ± 0.512 (0.984) C:NA T:91%	pCi/L		06/21/22 11:30	
EPA 904.0	Radium-228	0.402 ± 0.400 (0.822) C:70% T:93%	pCi/L		06/14/22 17:48	
Total Radium Calculation	Total Radium	0.402 ± 0.912 (1.81)	pCi/L		06/21/22 18:15	
SM 2320B	Alkalinity, Total as CaCO3	455	mg/L	2.0	05/19/22 11:13	
SM 2320B	Alkalinity,Bicarbonate (CaCO3)	455	mg/L	2.0	05/19/22 11:13	
SM 2540C	Total Dissolved Solids	748	mg/L	20.0	05/18/22 11:40	
SM 4500-H+B	pH at 25 Degrees C	7.8	Std. Units	0.10	05/19/22 12:14	H3
EPA 353.2	Nitrogen, Nitrate	2.0	mg/L	0.10	05/12/22 17:18	
EPA 365.1	Phosphate as P04	0.21	mg/L	0.15	05/15/22 18:46	
SM 5310C	Dissolved Organic Carbon	2.7	mg/L	1.0	05/23/22 06:57	
50316334002	**MW-2I**					
EPA 9056	Chloride	89.7	mg/L	2.5	05/26/22 05:30	
EPA 9056	Fluoride	0.27	mg/L	0.10	05/26/22 05:13	
EPA 9056	Sulfate	80.2	mg/L	2.5	05/26/22 05:30	
EPA 6010	Barium	67.9	ug/L	10.0	05/25/22 02:56	
EPA 6010	Boron	229	ug/L	100	05/25/22 02:56	
EPA 6010	Calcium	68200	ug/L	1000	05/25/22 02:56	
EPA 6010	Lithium	47.4	ug/L	20.0	05/25/22 02:56	
EPA 6010	Magnesium	19300	ug/L	1000	05/25/22 02:56	
EPA 6010	Manganese	48.1	ug/L	10.0	05/25/22 02:56	
EPA 6010	Molybdenum	65.4	ug/L	10.0	05/25/22 02:56	
EPA 6010	Potassium	8880	ug/L	1000	05/25/22 02:56	
EPA 6010	Silica	10900	ug/L	450	05/25/22 02:56	N2
EPA 6010	Sodium	85300	ug/L	1000	05/25/22 02:56	

REPORT OF LABORATORY ANALYSIS

This report shall not be reproduced, except in full,
without the written consent of Pace Analytical Services, LLC.

Pace Analytical Services, LLC
7726 Moller Road
Indianapolis, IN 46268
(317)228-3100

SUMMARY OF DETECTION

Project: Eagle Valley P1R1
Pace Project No.: 50316334

Lab Sample ID / Method	Client Sample ID / Parameters	Result	Units	Report Limit	Analyzed	Qualifiers
50316334002	**MW-2I**					
EPA 6010	Manganese, Dissolved	50.4	ug/L	10.0	05/22/22 03:08	
EPA 6010	Molybdenum, Dissolved	66.1	ug/L	10.0	05/22/22 03:08	
EPA 903.1	Radium-226	1.32 ± 0.737 (0.826) C:NA T:93%	pCi/L		06/21/22 11:30	
EPA 904.0	Radium-228	1.06 ± 0.530 (0.926) C:65% T:96%	pCi/L		06/14/22 17:48	
Total Radium Calculation	Total Radium	2.38 ± 1.27 (1.75)	pCi/L		06/21/22 18:15	
SM 2320B	Alkalinity, Total as CaCO3	236	mg/L	2.0	05/19/22 11:13	
SM 2320B	Alkalinity,Bicarbonate (CaCO3)	236	mg/L	2.0	05/19/22 11:13	
SM 2540C	Total Dissolved Solids	509	mg/L	10.0	05/18/22 11:41	
SM 4500-H+B	pH at 25 Degrees C	7.0	Std. Units	0.10	05/19/22 12:15	H3
SM 5310C	Total Organic Carbon	1.0	mg/L	1.0	05/22/22 03:08	
SM 5310C	Dissolved Organic Carbon	1.1	mg/L	1.0	05/23/22 07:08	
50316334003	**MW-2D**					
EPA 9056	Chloride	68.0	mg/L	25.0	05/26/22 07:29	
EPA 9056	Fluoride	0.29	mg/L	0.10	05/26/22 07:12	
EPA 9056	Sulfate	73.4	mg/L	25.0	05/26/22 07:29	
EPA 6010	Barium	69.7	ug/L	10.0	05/25/22 03:02	
EPA 6010	Boron	194	ug/L	100	05/25/22 03:02	
EPA 6010	Calcium	79500	ug/L	1000	05/25/22 03:02	
EPA 6010	Iron	893	ug/L	100	05/25/22 03:02	
EPA 6010	Lithium	51.2	ug/L	20.0	05/25/22 03:02	
EPA 6010	Magnesium	18400	ug/L	1000	05/25/22 03:02	
EPA 6010	Manganese	207	ug/L	10.0	05/25/22 03:02	
EPA 6010	Molybdenum	59.6	ug/L	10.0	05/25/22 03:02	
EPA 6010	Potassium	8300	ug/L	1000	05/25/22 03:02	
EPA 6010	Silica	10800	ug/L	450	05/25/22 03:02	N2
EPA 6010	Sodium	67000	ug/L	1000	05/25/22 03:02	
EPA 6010	Manganese, Dissolved	210	ug/L	10.0	05/22/22 03:10	
EPA 6010	Molybdenum, Dissolved	60.4	ug/L	10.0	05/22/22 03:10	
EPA 6020	Arsenic	3.7	ug/L	1.0	05/18/22 18:17	
EPA 903.1	Radium-226	0.541 ± 0.564 (0.851) C:NA T:96%	pCi/L		06/21/22 11:30	
EPA 904.0	Radium-228	0.673 ± 0.538 (1.07) C:65% T:90%	pCi/L		06/14/22 18:02	
Total Radium Calculation	Total Radium	1.21 ± 1.10 (1.92)	pCi/L		06/21/22 18:15	
SM 2320B	Alkalinity, Total as CaCO3	234	mg/L	2.0	05/19/22 11:13	
SM 2320B	Alkalinity,Bicarbonate (CaCO3)	234	mg/L	2.0	05/19/22 11:13	

REPORT OF LABORATORY ANALYSIS

This report shall not be reproduced, except in full,
without the written consent of Pace Analytical Services, LLC.

Pace Analytical Services, LLC
7726 Moller Road
Indianapolis, IN 46268
(317)228-3100

SUMMARY OF DETECTION

Project: Eagle Valley P1R1
Pace Project No.: 50316334

Lab Sample ID / Method	Client Sample ID / Parameters	Result	Units	Report Limit	Analyzed	Qualifiers
50316334003	**MW-2D**					
SM 2540C	Total Dissolved Solids	393	mg/L	10.0	05/18/22 11:42	
SM 4500-H+B	pH at 25 Degrees C	7.7	Std. Units	0.10	05/19/22 12:17	H3
SM 5310C	Total Organic Carbon	1.2	mg/L	1.0	05/22/22 03:27	
SM 5310C	Dissolved Organic Carbon	1.2	mg/L	1.0	05/23/22 07:43	
50316334004	**MW-3S**					
EPA 9056	Chloride	43.8	mg/L	2.5	05/26/22 08:03	
EPA 9056	Fluoride	0.20	mg/L	0.10	05/26/22 07:46	
EPA 9056	Sulfate	115	mg/L	2.5	05/26/22 08:03	
EPA 6010	Barium	141	ug/L	10.0	05/25/22 03:04	
EPA 6010	Boron	766	ug/L	100	05/25/22 03:04	
EPA 6010	Calcium	137000	ug/L	1000	05/25/22 03:04	
EPA 6010	Lithium	24.7	ug/L	20.0	05/25/22 03:04	
EPA 6010	Magnesium	30700	ug/L	1000	05/25/22 03:04	
EPA 6010	Manganese	2170	ug/L	10.0	05/25/22 03:04	
EPA 6010	Molybdenum	52.6	ug/L	10.0	05/25/22 03:04	
EPA 6010	Potassium	6340	ug/L	1000	05/25/22 03:04	
EPA 6010	Silica	15100	ug/L	450	05/25/22 03:04	N2
EPA 6010	Sodium	60700	ug/L	1000	05/25/22 03:04	
EPA 6010	Manganese, Dissolved	14.5	ug/L	10.0	05/22/22 03:12	
EPA 6010	Molybdenum, Dissolved	40.3	ug/L	10.0	05/22/22 03:12	
EPA 6020	Antimony	1.1	ug/L	1.0	05/18/22 18:21	
EPA 6020	Selenium	17.9	ug/L	1.0	05/18/22 18:21	
EPA 903.1	Radium-226	0.0497 ± 0.497 (0.944) C:NA T:99%	pCi/L		06/21/22 11:30	
EPA 904.0	Radium-228	0.329 ± 0.401 (0.847) C:72% T:93%	pCi/L		06/14/22 18:02	
Total Radium Calculation	Total Radium	0.379 ± 0.898 (1.79)	pCi/L		06/21/22 18:15	
SM 2320B	Alkalinity, Total as CaCO3	432	mg/L	2.0	05/19/22 11:13	
SM 2320B	Alkalinity,Bicarbonate (CaCO3)	432	mg/L	2.0	05/19/22 11:13	
SM 2540C	Total Dissolved Solids	671	mg/L	10.0	05/18/22 11:42	
SM 4500-H+B	pH at 25 Degrees C	7.6	Std. Units	0.10	05/19/22 12:17	H3
EPA 353.2	Nitrogen, Nitrate	2.4	mg/L	0.10	05/12/22 18:03	
50316334005	**MW-3I**					
EPA 9056	Chloride	147	mg/L	25.0	05/25/22 14:36	
EPA 9056	Fluoride	0.32	mg/L	0.10	05/25/22 14:17	
EPA 9056	Sulfate	185	mg/L	2.5	05/25/22 15:31	
EPA 6010	Barium	93.3	ug/L	10.0	05/25/22 03:14	
EPA 6010	Boron	174	ug/L	100	05/25/22 03:14	
EPA 6010	Calcium	100000	ug/L	1000	05/25/22 03:14	
EPA 6010	Lithium	20.9	ug/L	20.0	05/25/22 03:14	
EPA 6010	Magnesium	31100	ug/L	1000	05/25/22 03:14	

REPORT OF LABORATORY ANALYSIS

This report shall not be reproduced, except in full,
without the written consent of Pace Analytical Services, LLC.

Pace Analytical Services, LLC
7726 Moller Road
Indianapolis, IN 46268
(317)228-3100

SUMMARY OF DETECTION

Project: Eagle Valley P1R1
Pace Project No.: 50316334

Lab Sample ID / Method	Client Sample ID / Parameters	Result	Units	Report Limit	Analyzed	Qualifiers
50316334005	**MW-3I**					
EPA 6010	Manganese	36.0	ug/L	10.0	05/25/22 03:14	
EPA 6010	Molybdenum	60.0	ug/L	10.0	05/25/22 03:14	
EPA 6010	Potassium	5750	ug/L	1000	05/25/22 03:14	
EPA 6010	Silica	11800	ug/L	450	05/25/22 03:14	N2
EPA 6010	Sodium	110000	ug/L	1000	05/25/22 03:14	
EPA 6010	Manganese, Dissolved	37.3	ug/L	10.0	05/22/22 03:14	
EPA 6010	Molybdenum, Dissolved	60.5	ug/L	10.0	05/22/22 03:14	
EPA 903.1	Radium-226	0.654 ± 0.572 (0.802) C:NA T:91%	pCi/L		06/21/22 11:56	
EPA 904.0	Radium-228	0.724 ± 0.581 (1.16) C:63% T:84%	pCi/L		06/14/22 18:01	
Total Radium Calculation	Total Radium	1.38 ± 1.15 (1.96)	pCi/L		06/21/22 18:15	
SM 2320B	Alkalinity, Total as CaCO3	241	mg/L	2.0	05/19/22 11:13	
SM 2320B	Alkalinity,Bicarbonate (CaCO3)	241	mg/L	2.0	05/19/22 11:13	
SM 2540C	Total Dissolved Solids	792	mg/L	20.0	05/18/22 11:43	
SM 4500-H+B	pH at 25 Degrees C	7.1	Std. Units	0.10	05/19/22 12:18	H3
EPA 353.2	Nitrogen, Nitrate	0.77	mg/L	0.10	05/12/22 17:51	
SM 5310C	Total Organic Carbon	1.2	mg/L	1.0	05/22/22 04:13	
SM 5310C	Dissolved Organic Carbon	2.0	mg/L	1.0	05/23/22 08:05	

This report shall not be reproduced, except in full,
without the written consent of Pace Analytical Services, LLC.

Pace Analytical Services, LLC
7726 Moller Road
Indianapolis, IN 46268
(317)228-3100

ANALYTICAL RESULTS

Project: Eagle Valley P1R1
Pace Project No.: 50316334

Sample: MW-2S **Lab ID: 50316334001** Collected: 05/11/22 10:30 Received: 05/12/22 13:45 Matrix: Water

Parameters	Results	Units	Report Limit	DF	Prepared	Analyzed	CAS No.	Qual
9056 IC Anions	Analytical Method: EPA 9056							
	Pace Analytical Services - Indianapolis							
Chloride	**44.0**	mg/L	2.5	10		05/26/22 04:39	16887-00-6	
Fluoride	**0.13**	mg/L	0.10	1		05/26/22 04:22	16984-48-8	
Sulfate	**151**	mg/L	2.5	10		05/26/22 04:39	14808-79-8	
6010 MET ICP	Analytical Method: EPA 6010 Preparation Method: EPA 3010							
	Pace Analytical Services - Indianapolis							
Aluminum	ND	ug/L	200	1	05/24/22 14:38	05/25/22 02:54	7429-90-5	
Barium	**132**	ug/L	10.0	1	05/24/22 14:38	05/25/22 02:54	7440-39-3	
Boron	**1160**	ug/L	100	1	05/24/22 14:38	05/25/22 02:54	7440-42-8	
Cadmium	ND	ug/L	2.0	1	05/24/22 14:38	05/25/22 02:54	7440-43-9	
Calcium	**172000**	ug/L	1000	1	05/24/22 14:38	05/25/22 02:54	7440-70-2	
Chromium	ND	ug/L	10.0	1	05/24/22 14:38	05/25/22 02:54	7440-47-3	
Iron	ND	ug/L	100	1	05/24/22 14:38	05/25/22 02:54	7439-89-6	
Lead	ND	ug/L	10.0	1	05/24/22 14:38	05/25/22 02:54	7439-92-1	
Lithium	**52.0**	ug/L	20.0	1	05/24/22 14:38	05/25/22 02:54	7439-93-2	
Magnesium	**35700**	ug/L	1000	1	05/24/22 14:38	05/25/22 02:54	7439-95-4	
Manganese	**16.0**	ug/L	10.0	1	05/24/22 14:38	05/25/22 02:54	7439-96-5	
Molybdenum	**13.4**	ug/L	10.0	1	05/24/22 14:38	05/25/22 02:54	7439-98-7	
Potassium	**6570**	ug/L	1000	1	05/24/22 14:38	05/25/22 02:54	7440-09-7	
Silica	**14400**	ug/L	450	1	05/24/22 14:38	05/25/22 02:54	7631-86-9	N2
Sodium	**47800**	ug/L	1000	1	05/24/22 14:38	05/25/22 02:54	7440-23-5	
6010 MET ICP, Dissolved	Analytical Method: EPA 6010 Preparation Method: EPA 3010							
	Pace Analytical Services - Indianapolis							
Manganese, Dissolved	ND	ug/L	10.0	1	05/21/22 14:36	05/22/22 03:06	7439-96-5	
Molybdenum, Dissolved	**13.8**	ug/L	10.0	1	05/21/22 14:36	05/22/22 03:06	7439-98-7	
6020 MET ICPMS	Analytical Method: EPA 6020 Preparation Method: EPA 200.2							
	Pace Analytical Services - Indianapolis							
Antimony	ND	ug/L	1.0	1	05/17/22 14:40	05/18/22 17:57	7440-36-0	
Arsenic	**13.3**	ug/L	1.0	1	05/17/22 14:40	05/18/22 17:57	7440-38-2	
Beryllium	ND	ug/L	0.20	1	05/17/22 14:40	05/18/22 17:57	7440-41-7	
Cobalt	ND	ug/L	1.0	1	05/17/22 14:40	05/18/22 17:57	7440-48-4	
Selenium	**23.7**	ug/L	1.0	1	05/17/22 14:40	05/18/22 17:57	7782-49-2	
Thallium	ND	ug/L	1.0	1	05/17/22 14:40	05/18/22 17:57	7440-28-0	
7470 Mercury	Analytical Method: EPA 7470 Preparation Method: EPA 7470							
	Pace Analytical Services - Indianapolis							
Mercury	ND	ug/L	0.20	1	05/18/22 17:28	05/19/22 10:53	7439-97-6	
2320B Alkalinity	Analytical Method: SM 2320B							
	Pace Analytical Services - Indianapolis							
Alkalinity, Total as CaCO3	**455**	mg/L	2.0	1		05/19/22 11:13		
Alkalinity,Bicarbonate (CaCO3)	**455**	mg/L	2.0	1		05/19/22 11:13		
Alkalinity,Carbonate (CaCO3)	ND	mg/L	2.0	1		05/19/22 11:13		

REPORT OF LABORATORY ANALYSIS

This report shall not be reproduced, except in full,
without the written consent of Pace Analytical Services, LLC.

Pace Analytical Services, LLC
7726 Moller Road
Indianapolis, IN 46268
(317)228-3100

ANALYTICAL RESULTS

Project: Eagle Valley P1R1
Pace Project No.: 50316334

Sample: MW-2S **Lab ID: 50316334001** Collected: 05/11/22 10:30 Received: 05/12/22 13:45 Matrix: Water

Parameters	Results	Units	Report Limit	DF	Prepared	Analyzed	CAS No.	Qual
2540C Total Dissolved Solids	Analytical Method: SM 2540C Pace Analytical Services - Indianapolis							
Total Dissolved Solids	**748**	mg/L	20.0	1		05/18/22 11:40		
4500H+ pH, Electrometric	Analytical Method: SM 4500-H+B Pace Analytical Services - Indianapolis							
pH at 25 Degrees C	**7.8**	Std. Units	0.10	1		05/19/22 12:14		H3
4500S2D Sulfide Water	Analytical Method: SM 4500-S2-D Pace Analytical Services - Indianapolis							
Sulfide	ND	mg/L	0.10	1		05/13/22 13:28	18496-25-8	
Iron, Ferrous	Analytical Method: HACH 8146 Pace Analytical Services - Indianapolis							
Iron, Ferrous	ND	mg/L	0.20	1		05/24/22 20:18	15438-31-0	H3,N2
353.2 Nitrogen, NO2/NO3 unpres	Analytical Method: EPA 353.2 Pace Analytical Services - Indianapolis							
Nitrogen, Nitrate	**2.0**	mg/L	0.10	1		05/12/22 17:18	14797-55-8	
Nitrogen, Nitrite	ND	mg/L	0.10	1		05/12/22 17:18	14797-65-0	
365.1 Total Phosphorus	Analytical Method: EPA 365.1 Preparation Method: EPA 365.1 Pace Analytical Services - Indianapolis							
Phosphate as P04	**0.21**	mg/L	0.15	1	05/13/22 11:00	05/15/22 18:46		
5310C TOC	Analytical Method: SM 5310C Pace Analytical Services - Indianapolis							
Total Organic Carbon	ND	mg/L	1.0	1		05/22/22 02:48	7440-44-0	
5310C Dissolved Organic Carbon	Analytical Method: SM 5310C Pace Analytical Services - Indianapolis							
Dissolved Organic Carbon	**2.7**	mg/L	1.0	1		05/23/22 06:57		

REPORT OF LABORATORY ANALYSIS

This report shall not be reproduced, except in full,
without the written consent of Pace Analytical Services, LLC.

Pace Analytical Services, LLC
7726 Moller Road
Indianapolis, IN 46268
(317)228-3100

ANALYTICAL RESULTS

Project: Eagle Valley P1R1
Pace Project No.: 50316334

Sample: MW-2I **Lab ID: 50316334002** Collected: 05/11/22 12:45 Received: 05/12/22 13:45 Matrix: Water

Parameters	Results	Units	Report Limit	DF	Prepared	Analyzed	CAS No.	Qual
9056 IC Anions	Analytical Method: EPA 9056							
	Pace Analytical Services - Indianapolis							
Chloride	**89.7**	mg/L	2.5	10		05/26/22 05:30	16887-00-6	
Fluoride	**0.27**	mg/L	0.10	1		05/26/22 05:13	16984-48-8	
Sulfate	**80.2**	mg/L	2.5	10		05/26/22 05:30	14808-79-8	
6010 MET ICP	Analytical Method: EPA 6010 Preparation Method: EPA 3010							
	Pace Analytical Services - Indianapolis							
Aluminum	ND	ug/L	200	1	05/24/22 14:38	05/25/22 02:56	7429-90-5	
Barium	**67.9**	ug/L	10.0	1	05/24/22 14:38	05/25/22 02:56	7440-39-3	
Boron	**229**	ug/L	100	1	05/24/22 14:38	05/25/22 02:56	7440-42-8	
Cadmium	ND	ug/L	2.0	1	05/24/22 14:38	05/25/22 02:56	7440-43-9	
Calcium	**68200**	ug/L	1000	1	05/24/22 14:38	05/25/22 02:56	7440-70-2	
Chromium	ND	ug/L	10.0	1	05/24/22 14:38	05/25/22 02:56	7440-47-3	
Iron	ND	ug/L	100	1	05/24/22 14:38	05/25/22 02:56	7439-89-6	
Lead	ND	ug/L	10.0	1	05/24/22 14:38	05/25/22 02:56	7439-92-1	
Lithium	**47.4**	ug/L	20.0	1	05/24/22 14:38	05/25/22 02:56	7439-93-2	
Magnesium	**19300**	ug/L	1000	1	05/24/22 14:38	05/25/22 02:56	7439-95-4	
Manganese	**48.1**	ug/L	10.0	1	05/24/22 14:38	05/25/22 02:56	7439-96-5	
Molybdenum	**65.4**	ug/L	10.0	1	05/24/22 14:38	05/25/22 02:56	7439-98-7	
Potassium	**8880**	ug/L	1000	1	05/24/22 14:38	05/25/22 02:56	7440-09-7	
Silica	**10900**	ug/L	450	1	05/24/22 14:38	05/25/22 02:56	7631-86-9	N2
Sodium	**85300**	ug/L	1000	1	05/24/22 14:38	05/25/22 02:56	7440-23-5	
6010 MET ICP, Dissolved	Analytical Method: EPA 6010 Preparation Method: EPA 3010							
	Pace Analytical Services - Indianapolis							
Manganese, Dissolved	**50.4**	ug/L	10.0	1	05/21/22 14:36	05/22/22 03:08	7439-96-5	
Molybdenum, Dissolved	**66.1**	ug/L	10.0	1	05/21/22 14:36	05/22/22 03:08	7439-98-7	
6020 MET ICPMS	Analytical Method: EPA 6020 Preparation Method: EPA 200.2							
	Pace Analytical Services - Indianapolis							
Antimony	ND	ug/L	1.0	1	05/17/22 14:40	05/18/22 18:12	7440-36-0	
Arsenic	ND	ug/L	1.0	1	05/17/22 14:40	05/18/22 18:12	7440-38-2	
Beryllium	ND	ug/L	0.20	1	05/17/22 14:40	05/18/22 18:12	7440-41-7	
Cobalt	ND	ug/L	1.0	1	05/17/22 14:40	05/18/22 18:12	7440-48-4	
Selenium	ND	ug/L	1.0	1	05/17/22 14:40	05/18/22 18:12	7782-49-2	
Thallium	ND	ug/L	1.0	1	05/17/22 14:40	05/18/22 18:12	7440-28-0	
7470 Mercury	Analytical Method: EPA 7470 Preparation Method: EPA 7470							
	Pace Analytical Services - Indianapolis							
Mercury	ND	ug/L	0.20	1	05/18/22 17:28	05/19/22 10:56	7439-97-6	
2320B Alkalinity	Analytical Method: SM 2320B							
	Pace Analytical Services - Indianapolis							
Alkalinity, Total as CaCO3	**236**	mg/L	2.0	1		05/19/22 11:13		
Alkalinity,Bicarbonate (CaCO3)	**236**	mg/L	2.0	1		05/19/22 11:13		
Alkalinity,Carbonate (CaCO3)	ND	mg/L	2.0	1		05/19/22 11:13		

REPORT OF LABORATORY ANALYSIS

This report shall not be reproduced, except in full,
without the written consent of Pace Analytical Services, LLC.

Pace Analytical Services, LLC
7726 Moller Road
Indianapolis, IN 46268
(317)228-3100

ANALYTICAL RESULTS

Project: Eagle Valley P1R1
Pace Project No.: 50316334

Sample: MW-2I **Lab ID: 50316334002** Collected: 05/11/22 12:45 Received: 05/12/22 13:45 Matrix: Water

Parameters	Results	Units	Report Limit	DF	Prepared	Analyzed	CAS No.	Qual
2540C Total Dissolved Solids	Analytical Method: SM 2540C Pace Analytical Services - Indianapolis							
Total Dissolved Solids	**509**	mg/L	10.0	1		05/18/22 11:41		
4500H+ pH, Electrometric	Analytical Method: SM 4500-H+B Pace Analytical Services - Indianapolis							
pH at 25 Degrees C	**7.0**	Std. Units	0.10	1		05/19/22 12:15		H3
4500S2D Sulfide Water	Analytical Method: SM 4500-S2-D Pace Analytical Services - Indianapolis							
Sulfide	ND	mg/L	0.10	1		05/13/22 13:28	18496-25-8	
Iron, Ferrous	Analytical Method: HACH 8146 Pace Analytical Services - Indianapolis							
Iron, Ferrous	ND	mg/L	0.20	1		05/24/22 21:44	15438-31-0	H3,N2
353.2 Nitrogen, NO2/NO3 unpres	Analytical Method: EPA 353.2 Pace Analytical Services - Indianapolis							
Nitrogen, Nitrate	ND	mg/L	0.10	1		05/12/22 17:42	14797-55-8	
Nitrogen, Nitrite	ND	mg/L	0.10	1		05/12/22 17:42	14797-65-0	
365.1 Total Phosphorus	Analytical Method: EPA 365.1 Preparation Method: EPA 365.1 Pace Analytical Services - Indianapolis							
Phosphate as P04	ND	mg/L	0.15	1	05/13/22 11:00	05/15/22 18:47		
5310C TOC	Analytical Method: SM 5310C Pace Analytical Services - Indianapolis							
Total Organic Carbon	**1.0**	mg/L	1.0	1		05/22/22 03:08	7440-44-0	
5310C Dissolved Organic Carbon	Analytical Method: SM 5310C Pace Analytical Services - Indianapolis							
Dissolved Organic Carbon	**1.1**	mg/L	1.0	1		05/23/22 07:08		

REPORT OF LABORATORY ANALYSIS

This report shall not be reproduced, except in full,
without the written consent of Pace Analytical Services, LLC.

Pace Analytical Services, LLC
7726 Moller Road
Indianapolis, IN 46268
(317)228-3100

ANALYTICAL RESULTS

Project: Eagle Valley P1R1
Pace Project No.: 50316334

Sample: MW-2D **Lab ID: 50316334003** Collected: 05/11/22 11:50 Received: 05/12/22 13:45 Matrix: Water

Parameters	Results	Units	Report Limit	DF	Prepared	Analyzed	CAS No.	Qual
9056 IC Anions	Analytical Method: EPA 9056							
	Pace Analytical Services - Indianapolis							
Chloride	**68.0**	mg/L	25.0	100		05/26/22 07:29	16887-00-6	
Fluoride	**0.29**	mg/L	0.10	1		05/26/22 07:12	16984-48-8	
Sulfate	**73.4**	mg/L	25.0	100		05/26/22 07:29	14808-79-8	
6010 MET ICP	Analytical Method: EPA 6010 Preparation Method: EPA 3010							
	Pace Analytical Services - Indianapolis							
Aluminum	ND	ug/L	200	1	05/24/22 14:38	05/25/22 03:02	7429-90-5	
Barium	**69.7**	ug/L	10.0	1	05/24/22 14:38	05/25/22 03:02	7440-39-3	
Boron	**194**	ug/L	100	1	05/24/22 14:38	05/25/22 03:02	7440-42-8	
Cadmium	ND	ug/L	2.0	1	05/24/22 14:38	05/25/22 03:02	7440-43-9	
Calcium	**79500**	ug/L	1000	1	05/24/22 14:38	05/25/22 03:02	7440-70-2	
Chromium	ND	ug/L	10.0	1	05/24/22 14:38	05/25/22 03:02	7440-47-3	
Iron	**893**	ug/L	100	1	05/24/22 14:38	05/25/22 03:02	7439-89-6	
Lead	ND	ug/L	10.0	1	05/24/22 14:38	05/25/22 03:02	7439-92-1	
Lithium	**51.2**	ug/L	20.0	1	05/24/22 14:38	05/25/22 03:02	7439-93-2	
Magnesium	**18400**	ug/L	1000	1	05/24/22 14:38	05/25/22 03:02	7439-95-4	
Manganese	**207**	ug/L	10.0	1	05/24/22 14:38	05/25/22 03:02	7439-96-5	
Molybdenum	**59.6**	ug/L	10.0	1	05/24/22 14:38	05/25/22 03:02	7439-98-7	
Potassium	**8300**	ug/L	1000	1	05/24/22 14:38	05/25/22 03:02	7440-09-7	
Silica	**10800**	ug/L	450	1	05/24/22 14:38	05/25/22 03:02	7631-86-9	N2
Sodium	**67000**	ug/L	1000	1	05/24/22 14:38	05/25/22 03:02	7440-23-5	
6010 MET ICP, Dissolved	Analytical Method: EPA 6010 Preparation Method: EPA 3010							
	Pace Analytical Services - Indianapolis							
Manganese, Dissolved	**210**	ug/L	10.0	1	05/21/22 14:36	05/22/22 03:10	7439-96-5	
Molybdenum, Dissolved	**60.4**	ug/L	10.0	1	05/21/22 14:36	05/22/22 03:10	7439-98-7	
6020 MET ICPMS	Analytical Method: EPA 6020 Preparation Method: EPA 200.2							
	Pace Analytical Services - Indianapolis							
Antimony	ND	ug/L	1.0	1	05/17/22 14:40	05/18/22 18:17	7440-36-0	
Arsenic	**3.7**	ug/L	1.0	1	05/17/22 14:40	05/18/22 18:17	7440-38-2	
Beryllium	ND	ug/L	0.20	1	05/17/22 14:40	05/18/22 18:17	7440-41-7	
Cobalt	ND	ug/L	1.0	1	05/17/22 14:40	05/18/22 18:17	7440-48-4	
Selenium	ND	ug/L	1.0	1	05/17/22 14:40	05/18/22 18:17	7782-49-2	
Thallium	ND	ug/L	1.0	1	05/17/22 14:40	05/18/22 18:17	7440-28-0	
7470 Mercury	Analytical Method: EPA 7470 Preparation Method: EPA 7470							
	Pace Analytical Services - Indianapolis							
Mercury	ND	ug/L	0.20	1	05/18/22 17:28	05/19/22 10:58	7439-97-6	
2320B Alkalinity	Analytical Method: SM 2320B							
	Pace Analytical Services - Indianapolis							
Alkalinity, Total as CaCO3	**234**	mg/L	2.0	1		05/19/22 11:13		
Alkalinity,Bicarbonate (CaCO3)	**234**	mg/L	2.0	1		05/19/22 11:13		
Alkalinity,Carbonate (CaCO3)	ND	mg/L	2.0	1		05/19/22 11:13		

REPORT OF LABORATORY ANALYSIS

This report shall not be reproduced, except in full,
without the written consent of Pace Analytical Services, LLC.

Pace Analytical Services, LLC
7726 Moller Road
Indianapolis, IN 46268
(317)228-3100

ANALYTICAL RESULTS

Project: Eagle Valley P1R1
Pace Project No.: 50316334

Sample: MW-2D **Lab ID: 50316334003** Collected: 05/11/22 11:50 Received: 05/12/22 13:45 Matrix: Water

Parameters	Results	Units	Report Limit	DF	Prepared	Analyzed	CAS No.	Qual
2540C Total Dissolved Solids	Analytical Method: SM 2540C Pace Analytical Services - Indianapolis							
Total Dissolved Solids	**393**	mg/L	10.0	1		05/18/22 11:42		
4500H+ pH, Electrometric	Analytical Method: SM 4500-H+B Pace Analytical Services - Indianapolis							
pH at 25 Degrees C	**7.7**	Std. Units	0.10	1		05/19/22 12:17		H3
4500S2D Sulfide Water	Analytical Method: SM 4500-S2-D Pace Analytical Services - Indianapolis							
Sulfide	ND	mg/L	0.10	1		05/13/22 13:28	18496-25-8	
Iron, Ferrous	Analytical Method: HACH 8146 Pace Analytical Services - Indianapolis							
Iron, Ferrous	ND	mg/L	0.20	1		05/24/22 21:43	15438-31-0	H3,N2
353.2 Nitrogen, NO2/NO3 unpres	Analytical Method: EPA 353.2 Pace Analytical Services - Indianapolis							
Nitrogen, Nitrate	ND	mg/L	0.10	1		05/12/22 17:31	14797-55-8	
Nitrogen, Nitrite	ND	mg/L	0.10	1		05/12/22 17:31	14797-65-0	
365.1 Total Phosphorus	Analytical Method: EPA 365.1 Preparation Method: EPA 365.1 Pace Analytical Services - Indianapolis							
Phosphate as P04	ND	mg/L	0.15	1	05/13/22 11:00	05/15/22 18:48		
5310C TOC	Analytical Method: SM 5310C Pace Analytical Services - Indianapolis							
Total Organic Carbon	**1.2**	mg/L	1.0	1		05/22/22 03:27	7440-44-0	
5310C Dissolved Organic Carbon	Analytical Method: SM 5310C Pace Analytical Services - Indianapolis							
Dissolved Organic Carbon	**1.2**	mg/L	1.0	1		05/23/22 07:43		

REPORT OF LABORATORY ANALYSIS

This report shall not be reproduced, except in full,
without the written consent of Pace Analytical Services, LLC.

Pace Analytical Services, LLC
7726 Moller Road
Indianapolis, IN 46268
(317)228-3100

ANALYTICAL RESULTS

Project: Eagle Valley P1R1
Pace Project No.: 50316334

Sample: MW-3S **Lab ID: 50316334004** Collected: 05/11/22 14:55 Received: 05/12/22 13:45 Matrix: Water

Parameters	Results	Units	Report Limit	DF	Prepared	Analyzed	CAS No.	Qual
9056 IC Anions	Analytical Method: EPA 9056							
	Pace Analytical Services - Indianapolis							
Chloride	**43.8**	mg/L	2.5	10		05/26/22 08:03	16887-00-6	
Fluoride	**0.20**	mg/L	0.10	1		05/26/22 07:46	16984-48-8	
Sulfate	**115**	mg/L	2.5	10		05/26/22 08:03	14808-79-8	
6010 MET ICP	Analytical Method: EPA 6010 Preparation Method: EPA 3010							
	Pace Analytical Services - Indianapolis							
Aluminum	ND	ug/L	200	1	05/24/22 14:38	05/25/22 03:04	7429-90-5	
Barium	**141**	ug/L	10.0	1	05/24/22 14:38	05/25/22 03:04	7440-39-3	
Boron	**766**	ug/L	100	1	05/24/22 14:38	05/25/22 03:04	7440-42-8	
Cadmium	ND	ug/L	2.0	1	05/24/22 14:38	05/25/22 03:04	7440-43-9	
Calcium	**137000**	ug/L	1000	1	05/24/22 14:38	05/25/22 03:04	7440-70-2	
Chromium	ND	ug/L	10.0	1	05/24/22 14:38	05/25/22 03:04	7440-47-3	
Iron	ND	ug/L	100	1	05/24/22 14:38	05/25/22 03:04	7439-89-6	
Lead	ND	ug/L	10.0	1	05/24/22 14:38	05/25/22 03:04	7439-92-1	
Lithium	**24.7**	ug/L	20.0	1	05/24/22 14:38	05/25/22 03:04	7439-93-2	
Magnesium	**30700**	ug/L	1000	1	05/24/22 14:38	05/25/22 03:04	7439-95-4	
Manganese	**2170**	ug/L	10.0	1	05/24/22 14:38	05/25/22 03:04	7439-96-5	
Molybdenum	**52.6**	ug/L	10.0	1	05/24/22 14:38	05/25/22 03:04	7439-98-7	
Potassium	**6340**	ug/L	1000	1	05/24/22 14:38	05/25/22 03:04	7440-09-7	
Silica	**15100**	ug/L	450	1	05/24/22 14:38	05/25/22 03:04	7631-86-9	N2
Sodium	**60700**	ug/L	1000	1	05/24/22 14:38	05/25/22 03:04	7440-23-5	
6010 MET ICP, Dissolved	Analytical Method: EPA 6010 Preparation Method: EPA 3010							
	Pace Analytical Services - Indianapolis							
Manganese, Dissolved	**14.5**	ug/L	10.0	1	05/21/22 14:36	05/22/22 03:12	7439-96-5	
Molybdenum, Dissolved	**40.3**	ug/L	10.0	1	05/21/22 14:36	05/22/22 03:12	7439-98-7	
6020 MET ICPMS	Analytical Method: EPA 6020 Preparation Method: EPA 200.2							
	Pace Analytical Services - Indianapolis							
Antimony	**1.1**	ug/L	1.0	1	05/17/22 14:40	05/18/22 18:21	7440-36-0	
Arsenic	ND	ug/L	1.0	1	05/17/22 14:40	05/18/22 18:21	7440-38-2	
Beryllium	ND	ug/L	0.20	1	05/17/22 14:40	05/18/22 18:21	7440-41-7	
Cobalt	ND	ug/L	1.0	1	05/17/22 14:40	05/18/22 18:21	7440-48-4	
Selenium	**17.9**	ug/L	1.0	1	05/17/22 14:40	05/18/22 18:21	7782-49-2	
Thallium	ND	ug/L	1.0	1	05/17/22 14:40	05/18/22 18:21	7440-28-0	
7470 Mercury	Analytical Method: EPA 7470 Preparation Method: EPA 7470							
	Pace Analytical Services - Indianapolis							
Mercury	ND	ug/L	0.20	1	05/18/22 17:28	05/19/22 11:01	7439-97-6	
2320B Alkalinity	Analytical Method: SM 2320B							
	Pace Analytical Services - Indianapolis							
Alkalinity, Total as CaCO3	**432**	mg/L	2.0	1		05/19/22 11:13		
Alkalinity,Bicarbonate (CaCO3)	**432**	mg/L	2.0	1		05/19/22 11:13		
Alkalinity,Carbonate (CaCO3)	ND	mg/L	2.0	1		05/19/22 11:13		

REPORT OF LABORATORY ANALYSIS

This report shall not be reproduced, except in full,
without the written consent of Pace Analytical Services, LLC.

Pace Analytical Services, LLC
7726 Moller Road
Indianapolis, IN 46268
(317)228-3100

ANALYTICAL RESULTS

Project: Eagle Valley P1R1
Pace Project No.: 50316334

Sample: MW-3S **Lab ID: 50316334004** Collected: 05/11/22 14:55 Received: 05/12/22 13:45 Matrix: Water

Parameters	Results	Units	Report Limit	DF	Prepared	Analyzed	CAS No.	Qual
2540C Total Dissolved Solids	Analytical Method: SM 2540C Pace Analytical Services - Indianapolis							
Total Dissolved Solids	**671**	mg/L	10.0	1		05/18/22 11:42		
4500H+ pH, Electrometric	Analytical Method: SM 4500-H+B Pace Analytical Services - Indianapolis							
pH at 25 Degrees C	**7.6**	Std. Units	0.10	1		05/19/22 12:17		H3
4500S2D Sulfide Water	Analytical Method: SM 4500-S2-D Pace Analytical Services - Indianapolis							
Sulfide	ND	mg/L	0.10	1		05/13/22 13:28	18496-25-8	
Iron, Ferrous	Analytical Method: HACH 8146 Pace Analytical Services - Indianapolis							
Iron, Ferrous	ND	mg/L	0.20	1		05/24/22 21:47	15438-31-0	H3,N2
353.2 Nitrogen, NO2/NO3 unpres	Analytical Method: EPA 353.2 Pace Analytical Services - Indianapolis							
Nitrogen, Nitrate	**2.4**	mg/L	0.10	1		05/12/22 18:03	14797-55-8	
Nitrogen, Nitrite	ND	mg/L	0.10	1		05/12/22 18:03	14797-65-0	
365.1 Total Phosphorus	Analytical Method: EPA 365.1 Preparation Method: EPA 365.1 Pace Analytical Services - Indianapolis							
Phosphate as P04	ND	mg/L	0.15	1	05/13/22 11:00	05/15/22 19:18		
5310C TOC	Analytical Method: SM 5310C Pace Analytical Services - Indianapolis							
Total Organic Carbon	ND	mg/L	1.0	1		05/22/22 03:53	7440-44-0	
5310C Dissolved Organic Carbon	Analytical Method: SM 5310C Pace Analytical Services - Indianapolis							
Dissolved Organic Carbon	ND	mg/L	1.0	1		05/23/22 07:53		

REPORT OF LABORATORY ANALYSIS

This report shall not be reproduced, except in full,
without the written consent of Pace Analytical Services, LLC.

Pace Analytical Services, LLC
7726 Moller Road
Indianapolis, IN 46268
(317)228-3100

ANALYTICAL RESULTS

Project: Eagle Valley P1R1
Pace Project No.: 50316334

Sample: MW-3I **Lab ID: 50316334005** Collected: 05/11/22 13:45 Received: 05/12/22 13:45 Matrix: Water

Parameters	Results	Units	Report Limit	DF	Prepared	Analyzed	CAS No.	Qual
9056 IC Anions	Analytical Method: EPA 9056							
	Pace Analytical Services - Indianapolis							
Chloride	**147**	mg/L	25.0	100		05/25/22 14:36	16887-00-6	
Fluoride	**0.32**	mg/L	0.10	1		05/25/22 14:17	16984-48-8	
Sulfate	**185**	mg/L	2.5	10		05/25/22 15:31	14808-79-8	
6010 MET ICP	Analytical Method: EPA 6010 Preparation Method: EPA 3010							
	Pace Analytical Services - Indianapolis							
Aluminum	ND	ug/L	200	1	05/24/22 14:38	05/25/22 03:14	7429-90-5	
Barium	**93.3**	ug/L	10.0	1	05/24/22 14:38	05/25/22 03:14	7440-39-3	
Boron	**174**	ug/L	100	1	05/24/22 14:38	05/25/22 03:14	7440-42-8	
Cadmium	ND	ug/L	2.0	1	05/24/22 14:38	05/25/22 03:14	7440-43-9	
Calcium	**100000**	ug/L	1000	1	05/24/22 14:38	05/25/22 03:14	7440-70-2	
Chromium	ND	ug/L	10.0	1	05/24/22 14:38	05/25/22 03:14	7440-47-3	
Iron	ND	ug/L	100	1	05/24/22 14:38	05/25/22 03:14	7439-89-6	
Lead	ND	ug/L	10.0	1	05/24/22 14:38	05/25/22 03:14	7439-92-1	
Lithium	**20.9**	ug/L	20.0	1	05/24/22 14:38	05/25/22 03:14	7439-93-2	
Magnesium	**31100**	ug/L	1000	1	05/24/22 14:38	05/25/22 03:14	7439-95-4	
Manganese	**36.0**	ug/L	10.0	1	05/24/22 14:38	05/25/22 03:14	7439-96-5	
Molybdenum	**60.0**	ug/L	10.0	1	05/24/22 14:38	05/25/22 03:14	7439-98-7	
Potassium	**5750**	ug/L	1000	1	05/24/22 14:38	05/25/22 03:14	7440-09-7	
Silica	**11800**	ug/L	450	1	05/24/22 14:38	05/25/22 03:14	7631-86-9	N2
Sodium	**110000**	ug/L	1000	1	05/24/22 14:38	05/25/22 03:14	7440-23-5	
6010 MET ICP, Dissolved	Analytical Method: EPA 6010 Preparation Method: EPA 3010							
	Pace Analytical Services - Indianapolis							
Manganese, Dissolved	**37.3**	ug/L	10.0	1	05/21/22 14:36	05/22/22 03:14	7439-96-5	
Molybdenum, Dissolved	**60.5**	ug/L	10.0	1	05/21/22 14:36	05/22/22 03:14	7439-98-7	
6020 MET ICPMS	Analytical Method: EPA 6020 Preparation Method: EPA 200.2							
	Pace Analytical Services - Indianapolis							
Antimony	ND	ug/L	1.0	1	05/17/22 14:40	05/18/22 18:36	7440-36-0	
Arsenic	ND	ug/L	1.0	1	05/17/22 14:40	05/18/22 18:36	7440-38-2	
Beryllium	ND	ug/L	0.20	1	05/17/22 14:40	05/18/22 18:36	7440-41-7	
Cobalt	ND	ug/L	1.0	1	05/17/22 14:40	05/18/22 18:36	7440-48-4	
Selenium	ND	ug/L	1.0	1	05/17/22 14:40	05/18/22 18:36	7782-49-2	
Thallium	ND	ug/L	1.0	1	05/17/22 14:40	05/18/22 18:36	7440-28-0	
7470 Mercury	Analytical Method: EPA 7470 Preparation Method: EPA 7470							
	Pace Analytical Services - Indianapolis							
Mercury	ND	ug/L	0.20	1	05/18/22 17:28	05/19/22 11:08	7439-97-6	
2320B Alkalinity	Analytical Method: SM 2320B							
	Pace Analytical Services - Indianapolis							
Alkalinity, Total as CaCO3	**241**	mg/L	2.0	1		05/19/22 11:13		
Alkalinity,Bicarbonate (CaCO3)	**241**	mg/L	2.0	1		05/19/22 11:13		
Alkalinity,Carbonate (CaCO3)	ND	mg/L	2.0	1		05/19/22 11:13		

REPORT OF LABORATORY ANALYSIS

This report shall not be reproduced, except in full,
without the written consent of Pace Analytical Services, LLC.

Pace Analytical Services, LLC
7726 Moller Road
Indianapolis, IN 46268
(317)228-3100

ANALYTICAL RESULTS

Project: Eagle Valley P1R1
Pace Project No.: 50316334

Sample: MW-3I **Lab ID: 50316334005** Collected: 05/11/22 13:45 Received: 05/12/22 13:45 Matrix: Water

Parameters	Results	Units	Report Limit	DF	Prepared	Analyzed	CAS No.	Qual
2540C Total Dissolved Solids	Analytical Method: SM 2540C Pace Analytical Services - Indianapolis							
Total Dissolved Solids	**792**	mg/L	20.0	1		05/18/22 11:43		
4500H+ pH, Electrometric	Analytical Method: SM 4500-H+B Pace Analytical Services - Indianapolis							
pH at 25 Degrees C	**7.1**	Std. Units	0.10	1		05/19/22 12:18		H3
4500S2D Sulfide Water	Analytical Method: SM 4500-S2-D Pace Analytical Services - Indianapolis							
Sulfide	ND	mg/L	0.10	1		05/13/22 13:28	18496-25-8	
Iron, Ferrous	Analytical Method: HACH 8146 Pace Analytical Services - Indianapolis							
Iron, Ferrous	ND	mg/L	0.20	1		05/24/22 21:45	15438-31-0	H3,N2
353.2 Nitrogen, NO2/NO3 unpres	Analytical Method: EPA 353.2 Pace Analytical Services - Indianapolis							
Nitrogen, Nitrate	**0.77**	mg/L	0.10	1		05/12/22 17:51	14797-55-8	
Nitrogen, Nitrite	ND	mg/L	0.10	1		05/12/22 17:51	14797-65-0	
365.1 Total Phosphorus	Analytical Method: EPA 365.1 Preparation Method: EPA 365.1 Pace Analytical Services - Indianapolis							
Phosphate as P04	ND	mg/L	0.15	1	05/13/22 11:00	05/15/22 19:18		
5310C TOC	Analytical Method: SM 5310C Pace Analytical Services - Indianapolis							
Total Organic Carbon	**1.2**	mg/L	1.0	1		05/22/22 04:13	7440-44-0	
5310C Dissolved Organic Carbon	Analytical Method: SM 5310C Pace Analytical Services - Indianapolis							
Dissolved Organic Carbon	**2.0**	mg/L	1.0	1		05/23/22 08:05		

REPORT OF LABORATORY ANALYSIS

This report shall not be reproduced, except in full,
without the written consent of Pace Analytical Services, LLC.

Pace Analytical Services, LLC
7726 Moller Road
Indianapolis, IN 46268
(317)228-3100

QUALITY CONTROL DATA

Project: Eagle Valley P1R1
Pace Project No.: 50316334

QC Batch: 677742 | Analysis Method: EPA 9056
QC Batch Method: EPA 9056 | Analysis Description: 9056 IC Anions
Laboratory: Pace Analytical Services - Indianapolis
Associated Lab Samples: 50316334001, 50316334002, 50316334003, 50316334004

METHOD BLANK: 3120717 Matrix: Water
Associated Lab Samples: 50316334001, 50316334002, 50316334003, 50316334004

Parameter	Units	Blank Result	Reporting Limit	Analyzed	Qualifiers
Chloride	mg/L	ND	0.25	05/25/22 17:03	
Fluoride	mg/L	ND	0.10	05/25/22 17:03	
Sulfate	mg/L	ND	0.25	05/25/22 17:03	

LABORATORY CONTROL SAMPLE: 3120718

Parameter	Units	Spike Conc.	LCS Result	LCS % Rec	% Rec Limits	Qualifiers
Chloride	mg/L	1.2	1.1	91	80-120	
Fluoride	mg/L	0.5	0.49	97	80-120	
Sulfate	mg/L	2.5	2.5	98	80-120	

MATRIX SPIKE & MATRIX SPIKE DUPLICATE: 3120719 3120720

Parameter	Units	50316329014 Result	MS Spike Conc.	MSD Spike Conc.	MS Result	MSD Result	MS % Rec	MSD % Rec	% Rec Limits	RPD	Max RPD	Qual
Chloride	mg/L	27.9	12.5	12.5	42.4	42.5	116	116	80-120	0	15	
Fluoride	mg/L	0.68	0.5	0.5	1.2	1.2	100	100	80-120	0	15	
Sulfate	mg/L	2.1	2.5	2.5	4.5	4.5	96	97	80-120	0	15	

Results presented on this page are in the units indicated by the "Units" column except where an alternate unit is presented to the right of the result.

REPORT OF LABORATORY ANALYSIS

This report shall not be reproduced, except in full,
without the written consent of Pace Analytical Services, LLC.

Pace Analytical Services, LLC
7726 Moller Road
Indianapolis, IN 46268
(317)228-3100

QUALITY CONTROL DATA

Project: Eagle Valley P1R1
Pace Project No.: 50316334

QC Batch: 677934
QC Batch Method: EPA 9056
Analysis Method: EPA 9056
Analysis Description: 9056 IC Anions
Laboratory: Pace Analytical Services - Indianapolis
Associated Lab Samples: 50316334005

METHOD BLANK: 3121412 Matrix: Water
Associated Lab Samples: 50316334005

Parameter	Units	Blank Result	Reporting Limit	Analyzed	Qualifiers
Chloride	mg/L	ND	0.25	05/25/22 11:50	
Fluoride	mg/L	ND	0.10	05/25/22 11:50	
Sulfate	mg/L	ND	0.25	05/25/22 11:50	

LABORATORY CONTROL SAMPLE: 3121413

Parameter	Units	Spike Conc.	LCS Result	LCS % Rec	% Rec Limits	Qualifiers
Chloride	mg/L	1.2	1.2	94	80-120	
Fluoride	mg/L	0.5	0.55	110	80-120	
Sulfate	mg/L	2.5	2.5	100	80-120	

MATRIX SPIKE & MATRIX SPIKE DUPLICATE: 3121414 3121415

Parameter	Units	50316333004 Result	MS Spike Conc.	MSD Spike Conc.	MS Result	MSD Result	MS % Rec	MSD % Rec	% Rec Limits	RPD	Max RPD	Qual
Chloride	mg/L	160	125	125	274	278	91	94	80-120	2	15	
Fluoride	mg/L	0.61	0.5	0.5	1.2	1.2	112	112	80-120	0	15	
Sulfate	mg/L	475	250	250	699	705	90	92	80-120	1	15	

Results presented on this page are in the units indicated by the "Units" column except where an alternate unit is presented to the right of the result.

REPORT OF LABORATORY ANALYSIS

This report shall not be reproduced, except in full,
without the written consent of Pace Analytical Services, LLC.

Pace Analytical Services, LLC
7726 Moller Road
Indianapolis, IN 46268
(317)228-3100

QUALITY CONTROL DATA

Project: Eagle Valley P1R1
Pace Project No.: 50316334

QC Batch: 676895
QC Batch Method: EPA 7470
Analysis Method: EPA 7470
Analysis Description: 7470 Mercury
Laboratory: Pace Analytical Services - Indianapolis
Associated Lab Samples: 50316334001, 50316334002, 50316334003, 50316334004, 50316334005

METHOD BLANK: 3116427 Matrix: Water
Associated Lab Samples: 50316334001, 50316334002, 50316334003, 50316334004, 50316334005

Parameter	Units	Blank Result	Reporting Limit	Analyzed	Qualifiers
Mercury	ug/L	ND	0.20	05/19/22 09:55	

LABORATORY CONTROL SAMPLE: 3116428

Parameter	Units	Spike Conc.	LCS Result	LCS % Rec	% Rec Limits	Qualifiers
Mercury	ug/L	5	5.0	101	80-120	

MATRIX SPIKE & MATRIX SPIKE DUPLICATE: 3116429 3116430

Parameter	Units	50316467002 Result	MS Spike Conc.	MSD Spike Conc.	MS Result	MSD Result	MS % Rec	MSD % Rec	% Rec Limits	RPD	Max RPD	Qual
Mercury	ug/L	ND	5	5	5.2	5.4	103	107	75-125	4	20	

Results presented on this page are in the units indicated by the "Units" column except where an alternate unit is presented to the right of the result.

REPORT OF LABORATORY ANALYSIS

This report shall not be reproduced, except in full,
without the written consent of Pace Analytical Services, LLC.

Pace Analytical Services, LLC
7726 Moller Road
Indianapolis, IN 46268
(317)228-3100

QUALITY CONTROL DATA

Project: Eagle Valley P1R1
Pace Project No.: 50316334

QC Batch: 677577
QC Batch Method: EPA 3010
Analysis Method: EPA 6010
Analysis Description: 6010 MET
Laboratory: Pace Analytical Services - Indianapolis
Associated Lab Samples: 50316334001, 50316334002, 50316334003, 50316334004, 50316334005

METHOD BLANK: 3120315 Matrix: Water
Associated Lab Samples: 50316334001, 50316334002, 50316334003, 50316334004, 50316334005

Parameter	Units	Blank Result	Reporting Limit	Analyzed	Qualifiers
Aluminum	ug/L	ND	200	05/25/22 02:43	
Barium	ug/L	ND	10.0	05/25/22 02:43	
Boron	ug/L	ND	100	05/25/22 02:43	
Cadmium	ug/L	ND	2.0	05/25/22 02:43	
Calcium	ug/L	ND	1000	05/25/22 02:43	
Chromium	ug/L	ND	10.0	05/25/22 02:43	
Iron	ug/L	ND	100	05/25/22 02:43	
Lead	ug/L	ND	10.0	05/25/22 02:43	
Lithium	ug/L	ND	20.0	05/25/22 02:43	
Magnesium	ug/L	ND	1000	05/25/22 02:43	
Manganese	ug/L	ND	10.0	05/25/22 02:43	
Molybdenum	ug/L	ND	10.0	05/25/22 02:43	
Potassium	ug/L	ND	1000	05/25/22 02:43	
Silica	ug/L	ND	450	05/25/22 02:43	N2
Sodium	ug/L	ND	1000	05/25/22 02:43	

LABORATORY CONTROL SAMPLE: 3120316

Parameter	Units	Spike Conc.	LCS Result	LCS % Rec	% Rec Limits	Qualifiers
Aluminum	ug/L	10000	9670	97	80-120	
Barium	ug/L	1000	959	96	80-120	
Boron	ug/L	1000	966	97	80-120	
Cadmium	ug/L	1000	965	97	80-120	
Calcium	ug/L	10000	9790	98	80-120	
Chromium	ug/L	1000	972	97	80-120	
Iron	ug/L	10000	9650	97	80-120	
Lead	ug/L	1000	927	93	80-120	
Lithium	ug/L	1000	1040	104	80-120	
Magnesium	ug/L	10000	9450	95	80-120	
Manganese	ug/L	1000	944	94	80-120	
Molybdenum	ug/L	1000	990	99	80-120	
Potassium	ug/L	10000	9900	99	80-120	
Silica	ug/L	10700	10200	95	80-120	N2
Sodium	ug/L	10000	9900	99	80-120	

Results presented on this page are in the units indicated by the "Units" column except where an alternate unit is presented to the right of the result.

REPORT OF LABORATORY ANALYSIS

This report shall not be reproduced, except in full,
without the written consent of Pace Analytical Services, LLC.

Pace Analytical Services, LLC
7726 Moller Road
Indianapolis, IN 46268
(317)228-3100

QUALITY CONTROL DATA

Project: Eagle Valley P1R1
Pace Project No.: 50316334

MATRIX SPIKE & MATRIX SPIKE DUPLICATE: 3120317 3120318

Parameter	Units	50316334004 Result	MS Spike Conc.	MSD Spike Conc.	MS Result	MSD Result	MS % Rec	MSD % Rec	% Rec Limits	RPD	Max RPD	Qual
Aluminum	ug/L	ND	10000	10000	10400	10100	103	101	75-125	2	20	
Barium	ug/L	141	1000	1000	1160	1140	102	100	75-125	1	20	
Boron	ug/L	766	1000	1000	1830	1800	106	103	75-125	2	20	
Cadmium	ug/L	ND	1000	1000	1040	1010	104	101	75-125	2	20	
Calcium	ug/L	137000	10000	10000	149000	149000	122	120	75-125	0	20	
Chromium	ug/L	ND	1000	1000	1020	991	102	99	75-125	3	20	
Iron	ug/L	ND	10000	10000	10100	9820	100	97	75-125	3	20	
Lead	ug/L	ND	1000	1000	945	926	94	93	75-125	2	20	
Lithium	ug/L	24.7	1000	1000	1200	1180	117	116	75-125	1	20	
Magnesium	ug/L	30700	10000	10000	41000	40800	103	100	75-125	1	20	
Manganese	ug/L	2170	1000	1000	3160	3110	99	94	75-125	1	20	
Molybdenum	ug/L	52.6	1000	1000	1100	1080	105	102	75-125	2	20	
Potassium	ug/L	6340	10000	10000	17400	17200	110	109	75-125	1	20	
Silica	ug/L	15100	10700	10700	26200	26000	104	102	75-125	1	20	N2
Sodium	ug/L	60700	10000	10000	72600	72900	118	121	75-125	0	20	

Results presented on this page are in the units indicated by the "Units" column except where an alternate unit is presented to the right of the result.

REPORT OF LABORATORY ANALYSIS

This report shall not be reproduced, except in full,
without the written consent of Pace Analytical Services, LLC.

Pace Analytical Services, LLC
7726 Moller Road
Indianapolis, IN 46268
(317)228-3100

QUALITY CONTROL DATA

Project: Eagle Valley P1R1
Pace Project No.: 50316334

QC Batch: 677433
QC Batch Method: EPA 3010
Analysis Method: EPA 6010
Analysis Description: 6010 MET Dissolved
Laboratory: Pace Analytical Services - Indianapolis
Associated Lab Samples: 50316334001, 50316334002, 50316334003, 50316334004, 50316334005

METHOD BLANK: 3119294 Matrix: Water
Associated Lab Samples: 50316334001, 50316334002, 50316334003, 50316334004, 50316334005

Parameter	Units	Blank Result	Reporting Limit	Analyzed	Qualifiers
Manganese, Dissolved	ug/L	ND	10.0	05/22/22 02:16	
Molybdenum, Dissolved	ug/L	ND	10.0	05/22/22 02:16	

LABORATORY CONTROL SAMPLE: 3119295

Parameter	Units	Spike Conc.	LCS Result	LCS % Rec	% Rec Limits	Qualifiers
Manganese, Dissolved	ug/L	1000	971	97	80-120	
Molybdenum, Dissolved	ug/L	1000	1000	100	80-120	

MATRIX SPIKE & MATRIX SPIKE DUPLICATE: 3119296 3119297

Parameter	Units	50316224003 Result	MS Spike Conc.	MSD Spike Conc.	MS Result	MSD Result	MS % Rec	MSD % Rec	% Rec Limits	RPD	Max RPD	Qual
Manganese, Dissolved	ug/L	309	1000	1000	1290	1220	98	91	75-125	6	20	
Molybdenum, Dissolved	ug/L	102	1000	1000	1120	1060	102	95	75-125	6	20	

Results presented on this page are in the units indicated by the "Units" column except where an alternate unit is presented to the right of the result.

REPORT OF LABORATORY ANALYSIS

This report shall not be reproduced, except in full,
without the written consent of Pace Analytical Services, LLC.

Pace Analytical Services, LLC
7726 Moller Road
Indianapolis, IN 46268
(317)228-3100

QUALITY CONTROL DATA

Project: Eagle Valley P1R1
Pace Project No.: 50316334

QC Batch: 676599
QC Batch Method: EPA 200.2
Analysis Method: EPA 6020
Analysis Description: 6020 MET
Laboratory: Pace Analytical Services - Indianapolis
Associated Lab Samples: 50316334001, 50316334002, 50316334003, 50316334004, 50316334005

METHOD BLANK: 3115176 Matrix: Water
Associated Lab Samples: 50316334001, 50316334002, 50316334003, 50316334004, 50316334005

Parameter	Units	Blank Result	Reporting Limit	Analyzed	Qualifiers
Antimony	ug/L	ND	1.0	05/18/22 14:06	
Arsenic	ug/L	ND	1.0	05/18/22 14:06	
Beryllium	ug/L	ND	0.20	05/18/22 14:06	
Cobalt	ug/L	ND	1.0	05/18/22 14:06	
Selenium	ug/L	ND	1.0	05/18/22 14:06	
Thallium	ug/L	ND	1.0	05/18/22 14:06	

LABORATORY CONTROL SAMPLE: 3115177

Parameter	Units	Spike Conc.	LCS Result	LCS % Rec	% Rec Limits	Qualifiers
Antimony	ug/L	40	42.3	106	80-120	
Arsenic	ug/L	40	37.7	94	80-120	
Beryllium	ug/L	40	39.3	98	80-120	
Cobalt	ug/L	40	41.1	103	80-120	
Selenium	ug/L	40	38.5	96	80-120	
Thallium	ug/L	40	40.9	102	80-120	

MATRIX SPIKE & MATRIX SPIKE DUPLICATE: 3115178 3115179

Parameter	Units	50315449001 Result	MS Spike Conc.	MSD Spike Conc.	MS Result	MSD Result	MS % Rec	MSD % Rec	% Rec Limits	RPD	Max RPD	Qual
Antimony	ug/L	ND	40	40	42.5	43.6	106	109	75-125	3	20	
Arsenic	ug/L	0.076 mg/L	40	40	116	112	100	91	75-125	3	20	
Beryllium	ug/L	ND	40	40	41.0	41.8	102	105	75-125	2	20	
Cobalt	ug/L	ND	40	40	38.2	39.8	94	98	75-125	4	20	
Selenium	ug/L	ND	40	40	39.7	37.8	99	94	75-125	5	20	
Thallium	ug/L	ND	40	40	40.8	42.4	102	106	75-125	4	20	

Results presented on this page are in the units indicated by the "Units" column except where an alternate unit is presented to the right of the result.

REPORT OF LABORATORY ANALYSIS

This report shall not be reproduced, except in full,
without the written consent of Pace Analytical Services, LLC.

Pace Analytical Services, LLC
7726 Moller Road
Indianapolis, IN 46268
(317)228-3100

QUALITY CONTROL DATA

Project: Eagle Valley P1R1
Pace Project No.: 50316334

QC Batch: 676934 | Analysis Method: SM 2320B
QC Batch Method: SM 2320B | Analysis Description: 2320B Alkalinity
Laboratory: Pace Analytical Services - Indianapolis
Associated Lab Samples: 50316334001, 50316334002, 50316334003, 50316334004, 50316334005

METHOD BLANK: 3116615 Matrix: Water
Associated Lab Samples: 50316334001, 50316334002, 50316334003, 50316334004, 50316334005

Parameter	Units	Blank Result	Reporting Limit	Analyzed	Qualifiers
Alkalinity, Total as CaCO3	mg/L	ND	2.0	05/19/22 11:13	
Alkalinity,Bicarbonate (CaCO3)	mg/L	ND	2.0	05/19/22 11:13	
Alkalinity,Carbonate (CaCO3)	mg/L	ND	2.0	05/19/22 11:13	

LABORATORY CONTROL SAMPLE: 3116616

Parameter	Units	Spike Conc.	LCS Result	LCS % Rec	% Rec Limits	Qualifiers
Alkalinity, Total as CaCO3	mg/L	50	48.8	98	90-110	

SAMPLE DUPLICATE: 3116617

Parameter	Units	50316481001 Result	Dup Result	RPD	Max RPD	Qualifiers
Alkalinity, Total as CaCO3	mg/L	150	149	1	20	
Alkalinity,Bicarbonate (CaCO3)	mg/L	150	149	1	20	
Alkalinity,Carbonate (CaCO3)	mg/L	ND	ND		20	

SAMPLE DUPLICATE: 3116618

Parameter	Units	50316334004 Result	Dup Result	RPD	Max RPD	Qualifiers
Alkalinity, Total as CaCO3	mg/L	432	435	1	20	
Alkalinity,Bicarbonate (CaCO3)	mg/L	432	435	1	20	
Alkalinity,Carbonate (CaCO3)	mg/L	ND	ND		20	

Results presented on this page are in the units indicated by the "Units" column except where an alternate unit is presented to the right of the result.

REPORT OF LABORATORY ANALYSIS

This report shall not be reproduced, except in full,
without the written consent of Pace Analytical Services, LLC.

Pace Analytical Services, LLC
7726 Moller Road
Indianapolis, IN 46268
(317)228-3100

QUALITY CONTROL DATA

Project: Eagle Valley P1R1
Pace Project No.: 50316334

QC Batch: 676817 | Analysis Method: SM 2540C
QC Batch Method: SM 2540C | Analysis Description: 2540C Total Dissolved Solids
Laboratory: Pace Analytical Services - Indianapolis
Associated Lab Samples: 50316334001, 50316334002, 50316334003, 50316334004, 50316334005

METHOD BLANK: 3116109 Matrix: Water
Associated Lab Samples: 50316334001, 50316334002, 50316334003, 50316334004, 50316334005

Parameter	Units	Blank Result	Reporting Limit	Analyzed	Qualifiers
Total Dissolved Solids	mg/L	ND	10.0	05/18/22 11:38	

LABORATORY CONTROL SAMPLE: 3116110

Parameter	Units	Spike Conc.	LCS Result	LCS % Rec	% Rec Limits	Qualifiers
Total Dissolved Solids	mg/L	300	293	98	80-120	

SAMPLE DUPLICATE: 3116111

Parameter	Units	50316329021 Result	Dup Result	RPD	Max RPD	Qualifiers
Total Dissolved Solids	mg/L	416	417	0	10	

SAMPLE DUPLICATE: 3116112

Parameter	Units	50316332004 Result	Dup Result	RPD	Max RPD	Qualifiers
Total Dissolved Solids	mg/L	1850	1830	1	10	

Results presented on this page are in the units indicated by the "Units" column except where an alternate unit is presented to the right of the result.

REPORT OF LABORATORY ANALYSIS

This report shall not be reproduced, except in full,
without the written consent of Pace Analytical Services, LLC.

Pace Analytical Services, LLC
7726 Moller Road
Indianapolis, IN 46268
(317)228-3100

QUALITY CONTROL DATA

Project: Eagle Valley P1R1
Pace Project No.: 50316334

QC Batch: 677075
QC Batch Method: SM 4500-H+B
Analysis Method: SM 4500-H+B
Analysis Description: 4500H+B pH
Laboratory: Pace Analytical Services - Indianapolis
Associated Lab Samples: 50316334001, 50316334002, 50316334003, 50316334004, 50316334005

SAMPLE DUPLICATE: 3117406

Parameter	Units	50315449013 Result	Dup Result	RPD	Max RPD	Qualifiers
pH at 25 Degrees C	Std. Units	7.3	7.4	0	2	H3

SAMPLE DUPLICATE: 3117407

Parameter	Units	50316352003 Result	Dup Result	RPD	Max RPD	Qualifiers
pH at 25 Degrees C	Std. Units	8.5	8.5	0	2	H3

Results presented on this page are in the units indicated by the "Units" column except where an alternate unit is presented to the right of the result.

REPORT OF LABORATORY ANALYSIS

This report shall not be reproduced, except in full,
without the written consent of Pace Analytical Services, LLC.

Pace Analytical Services, LLC
7726 Moller Road
Indianapolis, IN 46268
(317)228-3100

QUALITY CONTROL DATA

Project: Eagle Valley P1R1
Pace Project No.: 50316334

QC Batch: 676130 | Analysis Method: SM 4500-S2-D
QC Batch Method: SM 4500-S2-D | Analysis Description: 4500S2D Sulfide Water
Laboratory: Pace Analytical Services - Indianapolis
Associated Lab Samples: 50316334001, 50316334002, 50316334003, 50316334004, 50316334005

METHOD BLANK: 3113222 Matrix: Water
Associated Lab Samples: 50316334001, 50316334002, 50316334003, 50316334004, 50316334005

Parameter	Units	Blank Result	Reporting Limit	Analyzed	Qualifiers
Sulfide	mg/L	ND	0.10	05/13/22 13:28	

LABORATORY CONTROL SAMPLE: 3113223

Parameter	Units	Spike Conc.	LCS Result	LCS % Rec	% Rec Limits	Qualifiers
Sulfide	mg/L	0.5	0.52	104	90-110	

MATRIX SPIKE & MATRIX SPIKE DUPLICATE: 3113224 3113225

Parameter	Units	50316334001 Result	MS Spike Conc.	MSD Spike Conc.	MS Result	MSD Result	MS % Rec	MSD % Rec	% Rec Limits	RPD	Max RPD	Qual
Sulfide	mg/L	ND	0.5	0.5	0.54	0.53	107	106	90-110	1	20	

MATRIX SPIKE SAMPLE: 3113226

Parameter	Units	50316338001 Result	Spike Conc.	MS Result	MS % Rec	% Rec Limits	Qualifiers
Sulfide	mg/L	0.26J	0.5	0.81	110	90-110	

Results presented on this page are in the units indicated by the "Units" column except where an alternate unit is presented to the right of the result.

REPORT OF LABORATORY ANALYSIS

This report shall not be reproduced, except in full,
without the written consent of Pace Analytical Services, LLC.

Pace Analytical Services, LLC
7726 Moller Road
Indianapolis, IN 46268
(317)228-3100

QUALITY CONTROL DATA

Project: Eagle Valley P1R1
Pace Project No.: 50316334

QC Batch: 678174
QC Batch Method: HACH 8146
Analysis Method: HACH 8146
Analysis Description: Iron, Ferrous
Laboratory: Pace Analytical Services - Indianapolis

Associated Lab Samples: 50316334001

METHOD BLANK: 3122311 Matrix: Water
Associated Lab Samples: 50316334001

Parameter	Units	Blank Result	Reporting Limit	Analyzed	Qualifiers
Iron, Ferrous	mg/L	ND	0.20	05/24/22 20:10	H3,N2

LABORATORY CONTROL SAMPLE: 3122312

Parameter	Units	Spike Conc.	LCS Result	LCS % Rec	% Rec Limits	Qualifiers
Iron, Ferrous	mg/L	1	1.0	102	90-110	H3,N2

MATRIX SPIKE & MATRIX SPIKE DUPLICATE: 3122313 3122314

Parameter	Units	50316224003 Result	MS Spike Conc.	MSD Spike Conc.	MS Result	MSD Result	MS % Rec	MSD % Rec	% Rec Limits	RPD	Max RPD	Qual
Iron, Ferrous	mg/L	ND	1	1	1.1	1.1	107	107	90-110	1	20	H3,N2

MATRIX SPIKE SAMPLE: 3122315

Parameter	Units	50316152006 Result	Spike Conc.	MS Result	MS % Rec	% Rec Limits	Qualifiers
Iron, Ferrous	mg/L	5.7	10	16.0	103	90-110	H3,N2

Results presented on this page are in the units indicated by the "Units" column except where an alternate unit is presented to the right of the result.

REPORT OF LABORATORY ANALYSIS

This report shall not be reproduced, except in full,
without the written consent of Pace Analytical Services, LLC.

Pace Analytical Services, LLC
7726 Moller Road
Indianapolis, IN 46268
(317)228-3100

QUALITY CONTROL DATA

Project: Eagle Valley P1R1
Pace Project No.: 50316334

QC Batch: 678187 | Analysis Method: HACH 8146
QC Batch Method: HACH 8146 | Analysis Description: Iron, Ferrous
Laboratory: Pace Analytical Services - Indianapolis
Associated Lab Samples: 50316334002, 50316334003, 50316334004, 50316334005

METHOD BLANK: 3122392 Matrix: Water
Associated Lab Samples: 50316334002, 50316334003, 50316334004, 50316334005

Parameter	Units	Blank Result	Reporting Limit	Analyzed	Qualifiers
Iron, Ferrous	mg/L	ND	0.20	05/24/22 21:40	H3,N2

LABORATORY CONTROL SAMPLE: 3122393

Parameter	Units	Spike Conc.	LCS Result	LCS % Rec	% Rec Limits	Qualifiers
Iron, Ferrous	mg/L	1	0.99	99	90-110	H3,N2

MATRIX SPIKE & MATRIX SPIKE DUPLICATE: 3122394 3122395

Parameter	Units	50316356002 Result	MS Spike Conc.	MSD Spike Conc.	MS Result	MSD Result	MS % Rec	MSD % Rec	% Rec Limits	RPD	Max RPD	Qual
Iron, Ferrous	mg/L	ND	1	1	1.0	1.0	102	102	90-110	1	20	H3,N2

MATRIX SPIKE SAMPLE: 3122396

Parameter	Units	50316334005 Result	Spike Conc.	MS Result	MS % Rec	% Rec Limits	Qualifiers
Iron, Ferrous	mg/L	ND	1	0.98	98	90-110	H3,N2

Results presented on this page are in the units indicated by the "Units" column except where an alternate unit is presented to the right of the result.

REPORT OF LABORATORY ANALYSIS

This report shall not be reproduced, except in full,
without the written consent of Pace Analytical Services, LLC.

Pace Analytical Services, LLC
7726 Moller Road
Indianapolis, IN 46268
(317)228-3100

QUALITY CONTROL DATA

Project: Eagle Valley P1R1
Pace Project No.: 50316334

QC Batch: 675982 | Analysis Method: EPA 353.2
QC Batch Method: EPA 353.2 | Analysis Description: 353.2 Nitrate + Nitrite, Unpres.
Laboratory: Pace Analytical Services - Indianapolis
Associated Lab Samples: 50316334001, 50316334002, 50316334003, 50316334004, 50316334005

METHOD BLANK: 3112539 Matrix: Water
Associated Lab Samples: 50316334001, 50316334002, 50316334003, 50316334004, 50316334005

Parameter	Units	Blank Result	Reporting Limit	Analyzed	Qualifiers
Nitrogen, Nitrate	mg/L	ND	0.10	05/12/22 17:14	
Nitrogen, Nitrite	mg/L	ND	0.10	05/12/22 17:14	

LABORATORY CONTROL SAMPLE: 3112540

Parameter	Units	Spike Conc.	LCS Result	LCS % Rec	% Rec Limits	Qualifiers
Nitrogen, Nitrate	mg/L	1	0.98	98	90-110	
Nitrogen, Nitrite	mg/L	1	0.97	97	90-110	

MATRIX SPIKE & MATRIX SPIKE DUPLICATE: 3112541 3112542

Parameter	Units	50316334001 Result	MS Spike Conc.	MSD Spike Conc.	MS Result	MSD Result	MS % Rec	MSD % Rec	% Rec Limits	RPD	Max RPD	Qual
Nitrogen, Nitrate	mg/L	2.0	1	1	3.0	3.0	98	98	90-110	0	20	
Nitrogen, Nitrite	mg/L	ND	1	1	0.95	0.94	95	94	90-110	1	20	

MATRIX SPIKE SAMPLE: 3112543

Parameter	Units	50316328002 Result	Spike Conc.	MS Result	MS % Rec	% Rec Limits	Qualifiers
Nitrogen, Nitrate	mg/L	ND	1	1.0	99	90-110	
Nitrogen, Nitrite	mg/L	ND	1	0.98	98	90-110	

Results presented on this page are in the units indicated by the "Units" column except where an alternate unit is presented to the right of the result.

REPORT OF LABORATORY ANALYSIS

This report shall not be reproduced, except in full,
without the written consent of Pace Analytical Services, LLC.

Pace Analytical Services, LLC
7726 Moller Road
Indianapolis, IN 46268
(317)228-3100

QUALITY CONTROL DATA

Project: Eagle Valley P1R1
Pace Project No.: 50316334

QC Batch: 676062
QC Batch Method: EPA 365.1
Analysis Method: EPA 365.1
Analysis Description: 365.1 Total Phosphorus
Laboratory: Pace Analytical Services - Indianapolis
Associated Lab Samples: 50316334001, 50316334002, 50316334003, 50316334004, 50316334005

METHOD BLANK: 3112890 Matrix: Water
Associated Lab Samples: 50316334001, 50316334002, 50316334003, 50316334004, 50316334005

Parameter	Units	Blank Result	Reporting Limit	Analyzed	Qualifiers
Phosphate as P04	mg/L	ND	0.15	05/15/22 18:41	

LABORATORY CONTROL SAMPLE: 3112891

Parameter	Units	Spike Conc.	LCS Result	LCS % Rec	% Rec Limits	Qualifiers
Phosphate as P04	mg/L		1.5			

MATRIX SPIKE & MATRIX SPIKE DUPLICATE: 3112892 3112893

Parameter	Units	50316328001 Result	MS Spike Conc.	MSD Spike Conc.	MS Result	MSD Result	MS % Rec	MSD % Rec	% Rec Limits	RPD	Max RPD	Qual
Phosphate as P04	mg/L	ND			1.5	1.5				1		

Results presented on this page are in the units indicated by the "Units" column except where an alternate unit is presented to the right of the result.

REPORT OF LABORATORY ANALYSIS

This report shall not be reproduced, except in full,
without the written consent of Pace Analytical Services, LLC.

Pace Analytical Services, LLC
7726 Moller Road
Indianapolis, IN 46268
(317)228-3100

QUALITY CONTROL DATA

Project: Eagle Valley P1R1
Pace Project No.: 50316334

QC Batch: 677566 | Analysis Method: SM 5310C
QC Batch Method: SM 5310C | Analysis Description: 5310C Total Organic Carbon
Laboratory: Pace Analytical Services - Indianapolis
Associated Lab Samples: 50316334001, 50316334002, 50316334003, 50316334004, 50316334005

METHOD BLANK: 3120262 Matrix: Water
Associated Lab Samples: 50316334001, 50316334002, 50316334003, 50316334004, 50316334005

Parameter	Units	Blank Result	Reporting Limit	Analyzed	Qualifiers
Total Organic Carbon	mg/L	ND	1.0	05/21/22 17:52	

LABORATORY CONTROL SAMPLE: 3120263

Parameter	Units	Spike Conc.	LCS Result	LCS % Rec	% Rec Limits	Qualifiers
Total Organic Carbon	mg/L	10	9.7	97	90-110	

MATRIX SPIKE & MATRIX SPIKE DUPLICATE: 3120264 3120265

Parameter	Units	50316227002 Result	MS Spike Conc.	MSD Spike Conc.	MS Result	MSD Result	MS % Rec	MSD % Rec	% Rec Limits	RPD	Max RPD	Qual
Total Organic Carbon	mg/L	7.2	10	10	17.2	17.2	100	101	80-120	0	20	

MATRIX SPIKE SAMPLE: 3120266

Parameter	Units	50316291001 Result	Spike Conc.	MS Result	MS % Rec	% Rec Limits	Qualifiers
Total Organic Carbon	mg/L	1.5	10	11.6	101	80-120	

Results presented on this page are in the units indicated by the "Units" column except where an alternate unit is presented to the right of the result.

REPORT OF LABORATORY ANALYSIS

This report shall not be reproduced, except in full,
without the written consent of Pace Analytical Services, LLC.

Pace Analytical Services, LLC
7726 Moller Road
Indianapolis, IN 46268
(317)228-3100

QUALITY CONTROL DATA

Project: Eagle Valley P1R1
Pace Project No.: 50316334

QC Batch: 677652 | Analysis Method: SM 5310C
QC Batch Method: SM 5310C | Analysis Description: 5310C Dissolved Organic Carbon
Laboratory: Pace Analytical Services - Indianapolis
Associated Lab Samples: 50316334001, 50316334002, 50316334003, 50316334004, 50316334005

METHOD BLANK: 3120510 Matrix: Water
Associated Lab Samples: 50316334001, 50316334002, 50316334003, 50316334004, 50316334005

Parameter	Units	Blank Result	Reporting Limit	Analyzed	Qualifiers
Dissolved Organic Carbon	mg/L	ND	1.0	05/23/22 03:53	

LABORATORY CONTROL SAMPLE: 3120511

Parameter	Units	Spike Conc.	LCS Result	LCS % Rec	% Rec Limits	Qualifiers
Dissolved Organic Carbon	mg/L	10	10.2	102	90-110	

MATRIX SPIKE & MATRIX SPIKE DUPLICATE: 3120512 3120513

Parameter	Units	50316227002 Result	MS Spike Conc.	MSD Spike Conc.	MS Result	MSD Result	MS % Rec	MSD % Rec	% Rec Limits	RPD	Max RPD	Qual
Dissolved Organic Carbon	mg/L	7.6	10	10	18.3	17.8	107	102	80-120	2	20	

MATRIX SPIKE SAMPLE: 3120514

Parameter	Units	50316328001 Result	Spike Conc.	MS Result	MS % Rec	% Rec Limits	Qualifiers
Dissolved Organic Carbon	mg/L	ND	10	11.7	108	80-120	

Results presented on this page are in the units indicated by the "Units" column except where an alternate unit is presented to the right of the result.

REPORT OF LABORATORY ANALYSIS

This report shall not be reproduced, except in full,
without the written consent of Pace Analytical Services, LLC.

Pace Analytical Services, LLC
7726 Moller Road
Indianapolis, IN 46268
(317)228-3100

ANALYTICAL RESULTS - RADIOCHEMISTRY

Project: Eagle Valley P1R1
Pace Project No.: 50316334

Sample: MW-2S **Lab ID: 50316334001** Collected: 05/11/22 10:30 Received: 05/12/22 13:45 Matrix: Water
PWS: Site ID: Sample Type:

Parameters	Method	Act ± Unc (MDC) Carr Trac	Units	Analyzed	CAS No.	Qual
	Pace Analytical Services - Greensburg					
Radium-226	EPA 903.1	**-0.177 ± 0.512 (0.984) C:NA T:91%**	pCi/L	06/21/22 11:30	13982-63-3	
	Pace Analytical Services - Greensburg					
Radium-228	EPA 904.0	**0.402 ± 0.400 (0.822) C:70% T:93%**	pCi/L	06/14/22 17:48	15262-20-1	
	Pace Analytical Services - Greensburg					
Total Radium	Total Radium Calculation	**0.402 ± 0.912 (1.81)**	pCi/L	06/21/22 18:15	7440-14-4	

REPORT OF LABORATORY ANALYSIS

This report shall not be reproduced, except in full,
without the written consent of Pace Analytical Services, LLC.

Pace Analytical Services, LLC
7726 Moller Road
Indianapolis, IN 46268
(317)228-3100

ANALYTICAL RESULTS - RADIOCHEMISTRY

Project: Eagle Valley P1R1
Pace Project No.: 50316334

Sample: MW-2I **Lab ID: 50316334002** Collected: 05/11/22 12:45 Received: 05/12/22 13:45 Matrix: Water
PWS: Site ID: Sample Type:

Parameters	Method	Act ± Unc (MDC) Carr Trac	Units	Analyzed	CAS No.	Qual
	Pace Analytical Services - Greensburg					
Radium-226	EPA 903.1	**1.32 ± 0.737 (0.826) C:NA T:93%**	pCi/L	06/21/22 11:30	13982-63-3	
	Pace Analytical Services - Greensburg					
Radium-228	EPA 904.0	**1.06 ± 0.530 (0.926) C:65% T:96%**	pCi/L	06/14/22 17:48	15262-20-1	
	Pace Analytical Services - Greensburg					
Total Radium	Total Radium Calculation	**2.38 ± 1.27 (1.75)**	pCi/L	06/21/22 18:15	7440-14-4	

This report shall not be reproduced, except in full,
without the written consent of Pace Analytical Services, LLC.

Pace Analytical Services, LLC
7726 Moller Road
Indianapolis, IN 46268
(317)228-3100

ANALYTICAL RESULTS - RADIOCHEMISTRY

Project: Eagle Valley P1R1
Pace Project No.: 50316334

Sample: MW-2D **Lab ID: 50316334003** Collected: 05/11/22 11:50 Received: 05/12/22 13:45 Matrix: Water
PWS: Site ID: Sample Type:

Parameters	Method	Act ± Unc (MDC) Carr Trac	Units	Analyzed	CAS No.	Qual
	Pace Analytical Services - Greensburg					
Radium-226	EPA 903.1	**0.541 ± 0.564 (0.851) C:NA T:96%**	pCi/L	06/21/22 11:30	13982-63-3	
	Pace Analytical Services - Greensburg					
Radium-228	EPA 904.0	**0.673 ± 0.538 (1.07) C:65% T:90%**	pCi/L	06/14/22 18:02	15262-20-1	
	Pace Analytical Services - Greensburg					
Total Radium	Total Radium Calculation	**1.21 ± 1.10 (1.92)**	pCi/L	06/21/22 18:15	7440-14-4	

This report shall not be reproduced, except in full,
without the written consent of Pace Analytical Services, LLC.

Pace Analytical Services, LLC
7726 Moller Road
Indianapolis, IN 46268
(317)228-3100

ANALYTICAL RESULTS - RADIOCHEMISTRY

Project: Eagle Valley P1R1
Pace Project No.: 50316334

Sample: MW-3S **Lab ID: 50316334004** Collected: 05/11/22 14:55 Received: 05/12/22 13:45 Matrix: Water
PWS: Site ID: Sample Type:

Parameters	Method	Act ± Unc (MDC) Carr Trac	Units	Analyzed	CAS No.	Qual
	Pace Analytical Services - Greensburg					
Radium-226	EPA 903.1	**0.0497 ± 0.497 (0.944) C:NA T:99%**	pCi/L	06/21/22 11:30	13982-63-3	
	Pace Analytical Services - Greensburg					
Radium-228	EPA 904.0	**0.329 ± 0.401 (0.847) C:72% T:93%**	pCi/L	06/14/22 18:02	15262-20-1	
	Pace Analytical Services - Greensburg					
Total Radium	Total Radium Calculation	**0.379 ± 0.898 (1.79)**	pCi/L	06/21/22 18:15	7440-14-4	

REPORT OF LABORATORY ANALYSIS

This report shall not be reproduced, except in full,
without the written consent of Pace Analytical Services, LLC.

Pace Analytical Services, LLC
7726 Moller Road
Indianapolis, IN 46268
(317)228-3100

ANALYTICAL RESULTS - RADIOCHEMISTRY

Project: Eagle Valley P1R1
Pace Project No.: 50316334

Sample: MW-3I **Lab ID: 50316334005** Collected: 05/11/22 13:45 Received: 05/12/22 13:45 Matrix: Water
PWS: Site ID: Sample Type:

Parameters	Method	Act ± Unc (MDC) Carr Trac	Units	Analyzed	CAS No.	Qual
	Pace Analytical Services - Greensburg					
Radium-226	EPA 903.1	**0.654 ± 0.572 (0.802) C:NA T:91%**	pCi/L	06/21/22 11:56	13982-63-3	
	Pace Analytical Services - Greensburg					
Radium-228	EPA 904.0	**0.724 ± 0.581 (1.16) C:63% T:84%**	pCi/L	06/14/22 18:01	15262-20-1	
	Pace Analytical Services - Greensburg					
Total Radium	Total Radium Calculation	**1.38 ± 1.15 (1.96)**	pCi/L	06/21/22 18:15	7440-14-4	

This report shall not be reproduced, except in full,
without the written consent of Pace Analytical Services, LLC.

Pace Analytical Services, LLC
7726 Moller Road
Indianapolis, IN 46268
(317)228-3100

QUALITY CONTROL - RADIOCHEMISTRY

Project: Eagle Valley P1R1
Pace Project No.: 50316334

QC Batch: 507538
QC Batch Method: EPA 903.1
Analysis Method: EPA 903.1
Analysis Description: 903.1 Radium-226
Laboratory: Pace Analytical Services - Greensburg
Associated Lab Samples: 50316334001, 50316334002, 50316334003, 50316334004, 50316334005

METHOD BLANK: 2459214 Matrix: Water
Associated Lab Samples: 50316334001, 50316334002, 50316334003, 50316334004, 50316334005

Parameter	Act ± Unc (MDC) Carr Trac	Units	Analyzed	Qualifiers
Radium-226	-0.0820 ± 0.253 (0.591) C:NA T:99%	pCi/L	06/21/22 11:30	

Results presented on this page are in the units indicated by the "Units" column except where an alternate unit is presented to the right of the result.

REPORT OF LABORATORY ANALYSIS

This report shall not be reproduced, except in full,
without the written consent of Pace Analytical Services, LLC.

Pace Analytical Services, LLC
7726 Moller Road
Indianapolis, IN 46268
(317)228-3100

QUALITY CONTROL - RADIOCHEMISTRY

Project: Eagle Valley P1R1
Pace Project No.: 50316334

QC Batch: 507539
QC Batch Method: EPA 904.0
Analysis Method: EPA 904.0
Analysis Description: 904.0 Radium 228
Laboratory: Pace Analytical Services - Greensburg
Associated Lab Samples: 50316334001, 50316334002, 50316334003, 50316334004, 50316334005

METHOD BLANK: 2459215 Matrix: Water
Associated Lab Samples: 50316334001, 50316334002, 50316334003, 50316334004, 50316334005

Parameter	Act ± Unc (MDC) Carr Trac	Units	Analyzed	Qualifiers
Radium-228	0.312 ± 0.358 (0.753) C:73% T:97%	pCi/L	06/14/22 13:26	

Results presented on this page are in the units indicated by the "Units" column except where an alternate unit is presented to the right of the result.

REPORT OF LABORATORY ANALYSIS

This report shall not be reproduced, except in full,
without the written consent of Pace Analytical Services, LLC.

Pace Analytical Services, LLC
7726 Moller Road
Indianapolis, IN 46268
(317)228-3100

QUALIFIERS

Project: Eagle Valley P1R1
Pace Project No.: 50316334

DEFINITIONS

DF - Dilution Factor, if reported, represents the factor applied to the reported data due to dilution of the sample aliquot.

ND - Not Detected at or above adjusted reporting limit.

TNTC - Too Numerous To Count

J - Estimated concentration above the adjusted method detection limit and below the adjusted reporting limit.

MDL - Adjusted Method Detection Limit.

PQL - Practical Quantitation Limit.

RL - Reporting Limit - The lowest concentration value that meets project requirements for quantitative data with known precision and bias for a specific analyte in a specific matrix.

S - Surrogate

1,2-Diphenylhydrazine decomposes to and cannot be separated from Azobenzene using Method 8270. The result for each analyte is a combined concentration.

Consistent with EPA guidelines, unrounded data are displayed and have been used to calculate % recovery and RPD values.

LCS(D) - Laboratory Control Sample (Duplicate)

MS(D) - Matrix Spike (Duplicate)

DUP - Sample Duplicate

RPD - Relative Percent Difference

NC - Not Calculable.

SG - Silica Gel - Clean-Up

U - Indicates the compound was analyzed for, but not detected.

N-Nitrosodiphenylamine decomposes and cannot be separated from Diphenylamine using Method 8270. The result reported for each analyte is a combined concentration.

Reported results are not rounded until the final step prior to reporting. Therefore, calculated parameters that are typically reported as "Total" may vary slightly from the sum of the reported component parameters.

Act - Activity

Unc - Uncertainty: SDWA = 1.96 sigma count uncertainty, all other matrices = Expanded Uncertainty (95% confidence interval). Gamma Spec = Expanded Uncertainty (95.4% Confidence Interval)

(MDC) - Minimum Detectable Concentration

Trac - Tracer Recovery (%)

Carr - Carrier Recovery (%)

Pace Analytical is TNI accredited. Contact your Pace PM for the current list of accredited analytes.

TNI - The NELAC Institute.

ANALYTE QUALIFIERS

H3	Sample was received or analysis requested beyond the recognized method holding time.
N2	The lab does not hold NELAC/TNI accreditation for this parameter but other accreditations/certifications may apply. A complete list of accreditations/certifications is available upon request.

This report shall not be reproduced, except in full,
without the written consent of Pace Analytical Services, LLC.

Pace Analytical Services, LLC
7726 Moller Road
Indianapolis, IN 46268
(317)228-3100

QUALITY CONTROL DATA CROSS REFERENCE TABLE

Project: Eagle Valley P1R1
Pace Project No.: 50316334

Lab ID	Sample ID	QC Batch Method	QC Batch	Analytical Method	Analytical Batch
50316334001	**MW-2S**	EPA 9056	677742		
50316334002	**MW-2I**	EPA 9056	677742		
50316334003	**MW-2D**	EPA 9056	677742		
50316334004	**MW-3S**	EPA 9056	677742		
50316334005	**MW-3I**	EPA 9056	677934		
50316334001	**MW-2S**	EPA 3010	677577	EPA 6010	678211
50316334002	**MW-2I**	EPA 3010	677577	EPA 6010	678211
50316334003	**MW-2D**	EPA 3010	677577	EPA 6010	678211
50316334004	**MW-3S**	EPA 3010	677577	EPA 6010	678211
50316334005	**MW-3I**	EPA 3010	677577	EPA 6010	678211
50316334001	**MW-2S**	EPA 3010	677433	EPA 6010	677617
50316334002	**MW-2I**	EPA 3010	677433	EPA 6010	677617
50316334003	**MW-2D**	EPA 3010	677433	EPA 6010	677617
50316334004	**MW-3S**	EPA 3010	677433	EPA 6010	677617
50316334005	**MW-3I**	EPA 3010	677433	EPA 6010	677617
50316334001	**MW-2S**	EPA 200.2	676599	EPA 6020	676771
50316334002	**MW-2I**	EPA 200.2	676599	EPA 6020	676771
50316334003	**MW-2D**	EPA 200.2	676599	EPA 6020	676771
50316334004	**MW-3S**	EPA 200.2	676599	EPA 6020	676771
50316334005	**MW-3I**	EPA 200.2	676599	EPA 6020	676771
50316334001	**MW-2S**	EPA 7470	676895	EPA 7470	677036
50316334002	**MW-2I**	EPA 7470	676895	EPA 7470	677036
50316334003	**MW-2D**	EPA 7470	676895	EPA 7470	677036
50316334004	**MW-3S**	EPA 7470	676895	EPA 7470	677036
50316334005	**MW-3I**	EPA 7470	676895	EPA 7470	677036
50316334001	**MW-2S**	EPA 903.1	507538		
50316334002	**MW-2I**	EPA 903.1	507538		
50316334003	**MW-2D**	EPA 903.1	507538		
50316334004	**MW-3S**	EPA 903.1	507538		
50316334005	**MW-3I**	EPA 903.1	507538		
50316334001	**MW-2S**	EPA 904.0	507539		
50316334002	**MW-2I**	EPA 904.0	507539		
50316334003	**MW-2D**	EPA 904.0	507539		
50316334004	**MW-3S**	EPA 904.0	507539		
50316334005	**MW-3I**	EPA 904.0	507539		
50316334001	**MW-2S**	Total Radium Calculation	513453		
50316334002	**MW-2I**	Total Radium Calculation	513453		
50316334003	**MW-2D**	Total Radium Calculation	513453		
50316334004	**MW-3S**	Total Radium Calculation	513453		
50316334005	**MW-3I**	Total Radium Calculation	513453		
50316334001	**MW-2S**	SM 2320B	676934		
50316334002	**MW-2I**	SM 2320B	676934		
50316334003	**MW-2D**	SM 2320B	676934		
50316334004	**MW-3S**	SM 2320B	676934		

REPORT OF LABORATORY ANALYSIS

This report shall not be reproduced, except in full,
without the written consent of Pace Analytical Services, LLC.

Pace Analytical Services, LLC
7726 Moller Road
Indianapolis, IN 46268
(317)228-3100

QUALITY CONTROL DATA CROSS REFERENCE TABLE

Project: Eagle Valley P1R1
Pace Project No.: 50316334

Lab ID	Sample ID	QC Batch Method	QC Batch	Analytical Method	Analytical Batch
50316334005	**MW-3I**	SM 2320B	676934		
50316334001	**MW-2S**	SM 2540C	676817		
50316334002	**MW-2I**	SM 2540C	676817		
50316334003	**MW-2D**	SM 2540C	676817		
50316334004	**MW-3S**	SM 2540C	676817		
50316334005	**MW-3I**	SM 2540C	676817		
50316334001	**MW-2S**	SM 4500-H+B	677075		
50316334002	**MW-2I**	SM 4500-H+B	677075		
50316334003	**MW-2D**	SM 4500-H+B	677075		
50316334004	**MW-3S**	SM 4500-H+B	677075		
50316334005	**MW-3I**	SM 4500-H+B	677075		
50316334001	**MW-2S**	SM 4500-S2-D	676130		
50316334002	**MW-2I**	SM 4500-S2-D	676130		
50316334003	**MW-2D**	SM 4500-S2-D	676130		
50316334004	**MW-3S**	SM 4500-S2-D	676130		
50316334005	**MW-3I**	SM 4500-S2-D	676130		
50316334001	**MW-2S**	HACH 8146	678174		
50316334002	**MW-2I**	HACH 8146	678187		
50316334003	**MW-2D**	HACH 8146	678187		
50316334004	**MW-3S**	HACH 8146	678187		
50316334005	**MW-3I**	HACH 8146	678187		
50316334001	**MW-2S**	EPA 353.2	675982		
50316334002	**MW-2I**	EPA 353.2	675982		
50316334003	**MW-2D**	EPA 353.2	675982		
50316334004	**MW-3S**	EPA 353.2	675982		
50316334005	**MW-3I**	EPA 353.2	675982		
50316334001	**MW-2S**	EPA 365.1	676062	EPA 365.1	676410
50316334002	**MW-2I**	EPA 365.1	676062	EPA 365.1	676410
50316334003	**MW-2D**	EPA 365.1	676062	EPA 365.1	676410
50316334004	**MW-3S**	EPA 365.1	676062	EPA 365.1	676410
50316334005	**MW-3I**	EPA 365.1	676062	EPA 365.1	676410
50316334001	**MW-2S**	SM 5310C	677566		
50316334002	**MW-2I**	SM 5310C	677566		
50316334003	**MW-2D**	SM 5310C	677566		
50316334004	**MW-3S**	SM 5310C	677566		
50316334005	**MW-3I**	SM 5310C	677566		
50316334001	**MW-2S**	SM 5310C	677652		
50316334002	**MW-2I**	SM 5310C	677652		
50316334003	**MW-2D**	SM 5310C	677652		
50316334004	**MW-3S**	SM 5310C	677652		
50316334005	**MW-3I**	SM 5310C	677652		

This report shall not be reproduced, except in full,
without the written consent of Pace Analytical Services, LLC.

Pace Analytical
WWW.PACELABS.COM

CHAIN-OF-CUSTODY / Analytical Request D

The Chain-of-Custody is a LEGAL DOCUMENT. All relevant fields m

WO# : 50316334

50316334

Section A Required Client Information:		Section B Required Project Information:		Section C Invoice Information:	
Company:	Atlas Indianapolis	Report To:	Mark Breting	Attention:	Accounts Payable
Address:	7988 Centerpoint Drive	Copy To:		Company Name:	Atlas Indianapolis
	Indianapolis, IN 46256			Address:	
Email:	mark.breting@oneatlas.com	Purchase Order #:		Pace Quote:	
Phone:	NONE Fax:	Project Name:	Eagle Valley Profile 1 Report 1	Pace Project Manager:	hayden.putt@pacelabs.com
Requested Due Date:		Project #:		Pace Profile #:	10498/17

Regulatory Agency: | State / Location: IN

MATRIX	CODE
Drinking Water	DW
Water	WT
Waste Water	WW
Product	P
Soil/Solid	SL
Oil	OL
Wipe	WP
Air	AR
Other	OT
Tissue	TS

ITEM #	SAMPLE ID (One Character per box. (A-Z, 0-9 / , -) Sample Ids must be unique)	MATRIX CODE (see valid codes to left)	SAMPLE TYPE (G=GRAB C=COMP)	COLLECTED START DATE	COLLECTED START TIME	COLLECTED END DATE	COLLECTED END TIME	SAMPLE TEMP AT COLLECTION	# OF CONTAINERS	Preservatives: Unpreserved	H2SO4	HNO3	HCl	NaOH + ZnAcetate	Na2S2O3	Methanol	Other	Analyses Test Y/N	TDS / NO2,NO3-Wet	(Cl, F, SO4) IC	Metals, Total*	Metals Diss. Field Filtered**	Rad-228	Rad-226	Alkalinity, Ferrous Iron, pH	TOC by 5310C	DOC by 5310C	Sulfide	Phosphate	Residual Chlorine (Y/N)	
	Requested Analysis Filtered (Y/N)																					Y					Y				
1	~~MW-1S~~	WT							11	3	3	4		1					X	X	X	X	X	X	X	X	X	X	X		
2	~~MW-1I~~	WT							11	3	3	4		1					X	X	X	X	X	X	X	X	X	X	X		
3	~~MW-1D~~	WT							11	3	3	4		1					X	X	X	X	X	X	X	X	X	X	X		
4	MW-2S	WT	G	5-11-22	1030				11	3	3	4		1					X	X	X	X	X	X	X	X	X	X	X		001
5	MW-2I	WT	↓	↓	1245				11	3	3	4		1					X	X	X	X	X	X	X	X	X	X	X		002
6	MW-2D	WT	↓	↓	1150				11	3	3	4		1					X	X	X	X	X	X	X	X	X	X	X		003
7	MW-3S	WT	G	5-11-22	1455				11	3	3	4		1					X	X	X	X	X	X	X	X	X	X	X		004
8	MW-3I	WT	G	↓	1345				11	3	3	4		1					X	X	X	X	X	X	X	X	X	X	X		005
9	~~MW-4S~~	WT							11	3	3	4		1					X	X	X	X	X	X	X	X	X	X	X		
10	~~MW-4I~~	WT							11	3	3	4		1					X	X	X	X	X	X	X	X	X	X	X		
11	~~MW-4D~~	WT							11	3	3	4		1					X	X	X	X	X	X	X	X	X	X	X		
12	~~MW-6S~~	WT							11	3	3	4		1					X	X	X	X	X	X	X	X	X	X	X		

ADDITIONAL COMMENTS	RELINQUISHED BY / AFFILIATION	DATE	TIME	ACCEPTED BY / AFFILIATION	DATE	TIME	SAMPLE CONDITIONS: TEMP in C	Received on Ice (Y/N)	Custody Sealed Cooler (Y/N)	Samples Intact (Y/N)
* Metals: 6010 (Al, Ba, B, Cd, Cr, Fe, Pb, Mn, Mo, Ca, Mg, Na, K, Li, SiO2)	Atlas	5-11-2022	1725		5/12/22	1200				
6020 (Be, Co, As, Se, Sb, Tl), 7470 (Hg).		5/12/22	1345	Daniel Pearson/Pace	5/12/22	1345	0.6	Y	N	Y
** Dissolved FF 6010 (Mo, Mn)							0.9	↓	↓	↓
Alkalinity = (Total , Bicarb & Carb)							0.6	↓	↓	↓

SAMPLER NAME AND SIGNATURE

PRINT Name of SAMPLER: Erika Valerio

SIGNATURE of SAMPLER: DATE Signed: 5-11-2022

SAMPLE CONDITION UPON RECEIPT FORM

Date/Time and Initials of person examining contents: DMP 5/12/22 1540

1. **Courier:** ☐ FED EX ☐ UPS ☐ CLIENT ☑ PACE ☐ USPS ☐ OTHER _____

2. **Custody Seal on Cooler/Box Present:** ☐ Yes ☑ No

(If yes)Seals Intact: ☐ Yes ☐ No **(leave blank if no seals were present)**

3. **Thermometer:** 1 2 3 4 5 6 A B C D E F

4. **Cooler Temperature(s):** (Initial/Corrected) RECORD TEMPS OF ALL COOLERS RECEIVED (use Comments below to add more)

0.6/0.6	0.9/0.9	0.6/0.6	

5. **Packing Material:** ☐ Bubble Wrap ☑ Bubble Bags ☐ None ☑ Other Plastic Bags

6. **Ice Type:** ☑ Wet ☐ Blue ☐ None

7. **If temp. is over 6°C or under 0°C, was the PM notified?:** ☐ Yes ☐ No
Cooler temp should be above freezing to 6°C

All discrepancies will be written out in the comments section below.

	Yes	No		Yes	No	N/A
USDA Regulated Soils? (HI, ID, NY, WA, OR,CA, NM, TX, OK, AR, LA, TN, AL, MS, NC, SC, GA, FL, or Puerto Rico)		✓	All containers needing acid/base preservation have been pH CHECKED?: **Exceptions: VOA, coliform, LLHg, O&G, RAD CHEM, and any container with a septum cap or preserved with HCl.** Circle: **HNO3 (<2) H2SO4 (<2) NaOH (>10) NaOH/ZnAc (>9)** Any non-conformance to pH recommendations will be noted on the container count form	✓		
Short Hold Time Analysis (48 hours or less)? **Analysis:** NO_3	✓					
Time 5035A TC placed in Freezer or Short Holds To Lab	Time:			Present	Absent	N/A
			Residual Chlorine Check (SVOC 625 Pest/PCB 608)			✓
Rush TAT Requested (4 days or less): Not Listed		✓	Residual Chlorine Check (Total/Amenable/Free Cyanide)			✓
Custody Signatures Present?	✓		Headspace Wisconsin Sulfide?			✓
Containers Intact?:	✓		Headspace in VOA Vials (>6mm): See Containter Count form for details	Present	Absent	No VOA Vials Sent ✓
Sample Label (IDs/Dates/Times) Match COC?: Except TCs, which only require sample ID	✓		Trip Blank Present?		✓	
Extra labels on Terracore Vials? (soils only)		N/A	Trip Blank Custody Seals?:			✓

COMMENTS:

COC PAGE 1 **of** 1

Sample Container Count

** Place a RED dot on containers that are out of conformance **

COC Line Item	WGFU	SBS / DI / MeOH (only) / BK / Kit: R	DG9H VG9H	VOA VIAL HS (>6mm)	VG9U	DG9U	VG9T	AG0U	AG1H	AG1U	AG2U	AG3S	AG3SF	AG3C	BP1U	BP1N	BP2U	BP3U	BP3N	BP3F	BP3S	BP3B	BP3Z	CG3H	Syringe Kit			Matrix	HNO3/ H2SO4 pH <2	NaOH/ ZNAc pH >9	NaOH pH>10
1																															
2																															
3																															
4												1	1			2	1	2	1	1	1		1					WT	✓	✓	
5												↓	↓			↓	↓	↓	↓	↓	↓		↓					↓	↓	↓	
6																															
7																															
8																															
9																															
10																															
11																															
12																															

Container Codes

Glass

DG9H	40mL HCl amber voa vial	BG1T	1L Na Thiosulfate clear glass	BP1B	1L NaOH plastic
DG9P	40mL TSP amber vial	BG1U	1L unpreserved glass	BP1N	1L HNO3 plastic
DG9S	40mL H2SO4 amber vial	BG3H	250mL HCl Clear Glass	BP1S	1L H2SO4 plastic
DG9T	40mL Na Thio amber vial	BG3U	250mL Unpres Clear Glass	BP1U	1L unpreserved plastic
DG9U	40mL unpreserved amber vial	AG0U	100mL unpres amber glass	BP1Z	1L NaOH, Zn, Ac
VG9H	40mL HCl clear vial	AG1H	1L HCl amber glass	BP2N	500mL HNO3 plastic
VG9T	40mL Na Thio. clear vial	AG1S	1L H2SO4 amber glass	BP2C	500mL NaOH plastic
VG9U	40mL unpreserved clear vial	AG1T	1L Na Thiosulfate amber glass	BP2S	500mL H2SO4 plastic
I	40mL w/hexane wipe vial	AG1U	1liter unpres amber glass	BP2U	500mL unpreserved plastic
WGKU	8oz unpreserved clear jar	AG2N	500mL HNO3 amber glass	BP2Z	500mL NaOH, Zn Ac
WGFU	4oz clear soil jar	AG2S	500mL H2SO4 amber glass	BP3B	250mL NaOH plastic
JGFU	4oz unpreserved amber wide	AG2U	500mL unpres amber glass	BP3N	250mL HNO3 plastic
CG3H	250mL clear glass HCl	AG3S	250mL H2SO4 amber glass	BP3F	250mL HNO3 plastic-field filtered
BG1H	1L HCl clear glass	AG3SF	250mL H2SO4 amb glass -field filtered	BP3U	250mL unpreserved plastic
BG1S	1L H2SO4 clear glass	AG3U	250mL unpres amber glass	BP3S	250mL H2SO4 plastic
GN	General	AG3C	250mL NaOH amber glass	BP3Z	250mL NaOH, ZnAc plastic

Plastic / Misc.

BP4U	125mL unpreserved plastic
BP4N	125mL HNO3 plastic
BP4S	125mL H2SO4 plastic

Syringe Kit	LL Cr+6 sampling kit

AF	Air Filter
C	Air Cassettes
R	Terracore kit
SP5T	120mL Coliform Na Thiosulfate
U	Summa Can
ZPLC	Ziploc Bag

WT		Water	
SL		Solid	
NAL	OL	Non-aqueous liquid	Oil
WP		Wipe	

Pace Analytical Services, LLC
7726 Moller Road
Indianapolis, IN 46268
(317)228-3100

July 27, 2022

Mr. Mark Breting
ATC Group Services
7988 Centerpoint Drive
Suite 100
Indianapolis, IN 46256

RE: Project: Eagle Valley P1R1
Pace Project No.: 50316496

Dear Mr. Breting:

Enclosed are the analytical results for sample(s) received by the laboratory on May 13, 2022. The results relate only to the samples included in this report. Results reported herein conform to the applicable TNI/NELAC Standards and the laboratory's Quality Manual, where applicable, unless otherwise noted in the body of the report.

The test results provided in this final report were generated by each of the following laboratories within the Pace Network:

- Pace Analytical Services - Indianapolis
- Pace Analytical Services - Greensburg

If you have any questions concerning this report, please feel free to contact me.

Sincerely,

Randal Rastorfer

Randal Rastorfer for
Hayden Putt
hayden.putt@pacelabs.com
(317)228-3145
Project Manager

Enclosures

cc: Mr. Robert Miller, Haley & Aldrich

Pace Analytical Services, LLC
7726 Moller Road
Indianapolis, IN 46268
(317)228-3100

CERTIFICATIONS

Project: Eagle Valley P1R1
Pace Project No.: 50316496

Pace Analytical Services Pennsylvania

1638 Roseytown Rd Suites 2,3&4, Greensburg, PA 15601
ANAB DOD-ELAP Rad Accreditation #: L2417
Alabama Certification #: 41590
Arizona Certification #: AZ0734
Arkansas Certification
California Certification #: 04222CA
Colorado Certification #: PA01547
Connecticut Certification #: PH-0694
Delaware Certification
EPA Region 4 DW Rad
Florida/TNI Certification #: E87683
Georgia Certification #: C040
Florida: Cert E871149 SEKS WET
Guam Certification
Hawaii Certification
Idaho Certification
Illinois Certification
Indiana Certification
Iowa Certification #: 391
Kansas/TNI Certification #: E-10358
Kentucky Certification #: KY90133
KY WW Permit #: KY0098221
KY WW Permit #: KY0000221
Louisiana DHH/TNI Certification #: LA180012
Louisiana DEQ/TNI Certification #: 4086
Maine Certification #: 2017020
Maryland Certification #: 308
Massachusetts Certification #: M-PA1457
Michigan/PADEP Certification #: 9991
Missouri Certification #: 235
Montana Certification #: Cert0082
Nebraska Certification #: NE-OS-29-14
Nevada Certification #: PA014572018-1
New Hampshire/TNI Certification #: 297617
New Jersey/TNI Certification #: PA051
New Mexico Certification #: PA01457
New York/TNI Certification #: 10888
North Carolina Certification #: 42706
North Dakota Certification #: R-190
Ohio EPA Rad Approval: #41249
Oregon/TNI Certification #: PA200002-010
Pennsylvania/TNI Certification #: 65-00282
Puerto Rico Certification #: PA01457
Rhode Island Certification #: 65-00282
South Dakota Certification
Tennessee Certification #: 02867
Texas/TNI Certification #: T104704188-17-3
Utah/TNI Certification #: PA014572017-9
USDA Soil Permit #: P330-17-00091
Vermont Dept. of Health: ID# VT-0282
Virgin Island/PADEP Certification
Virginia/VELAP Certification #: 460198
Washington Certification #: C868
West Virginia DEP Certification #: 143
West Virginia DHHR Certification #: 9964C
Wisconsin Approve List for Rad
Wyoming Certification #: 8TMS-L

Pace Analytical Services Indianapolis

7726 Moller Road, Indianapolis, IN 46268
Illinois Accreditation #: 200074
Indiana Drinking Water Laboratory #: C-49-06
Kansas/TNI Certification #: E-10177
Kentucky UST Agency Interest #: 80226
Kentucky WW Laboratory ID #: 98019
Michigan Drinking Water Laboratory #9050
Ohio VAP Certified Laboratory #: CL0065
Oklahoma Laboratory #: 9204
Texas Certification #: T104704355
Wisconsin Laboratory #: 999788130
USDA Soil Permit #: P330-19-00257

This report shall not be reproduced, except in full,
without the written consent of Pace Analytical Services, LLC.

Pace Analytical Services, LLC
7726 Moller Road
Indianapolis, IN 46268
(317)228-3100

SAMPLE SUMMARY

Project: Eagle Valley P1R1
Pace Project No.: 50316496

Lab ID	Sample ID	Matrix	Date Collected	Date Received
50316496001	**MW-11S**	Water	05/12/22 12:50	05/13/22 14:45
50316496002	**MW-12S**	Water	05/12/22 14:35	05/13/22 14:45

This report shall not be reproduced, except in full,
without the written consent of Pace Analytical Services, LLC.

Pace Analytical Services, LLC
7726 Moller Road
Indianapolis, IN 46268
(317)228-3100

SAMPLE ANALYTE COUNT

Project: Eagle Valley P1R1
Pace Project No.: 50316496

Lab ID	Sample ID	Method	Analysts	Analytes Reported	Laboratory
50316496001	**MW-11S**	EPA 9056	BK1	3	PASI-I
		EPA 6010	MTM	15	PASI-I
		EPA 6010	JPK	2	PASI-I
		EPA 6020	DMT	6	PASI-I
		EPA 7470	ILP	1	PASI-I
		EPA 903.1	SLC	1	PASI-PA
		EPA 904.0	VAL	1	PASI-PA
		Total Radium Calculation	JAL	1	PASI-PA
		SM 2320B	TAY	3	PASI-I
		SM 2540C	BSW	1	PASI-I
		SM 4500-H+B	TRK	1	PASI-I
		SM 4500-S2-D	SWJ	1	PASI-I
		HACH 8146	ZM	1	PASI-I
		EPA 353.2	OAS	2	PASI-I
		EPA 365.1	ZM	1	PASI-I
		SM 5310C	MMS	1	PASI-I
		SM 5310C	ZM	1	PASI-I
50316496002	**MW-12S**	EPA 9056	BK1	3	PASI-I
		EPA 6010	MTM	15	PASI-I
		EPA 6010	JPK	2	PASI-I
		EPA 6020	DMT	6	PASI-I
		EPA 7470	ILP	1	PASI-I
		EPA 903.1	SLC	1	PASI-PA
		EPA 904.0	VAL	1	PASI-PA
		Total Radium Calculation	JAL	1	PASI-PA
		SM 2320B	TAY	3	PASI-I
		SM 2540C	BSW	1	PASI-I
		SM 4500-H+B	TRK	1	PASI-I
		SM 4500-S2-D	SWJ	1	PASI-I
		HACH 8146	ZM	1	PASI-I
		EPA 353.2	OAS	2	PASI-I
		EPA 365.1	ZM	1	PASI-I
		SM 5310C	MMS	1	PASI-I
		SM 5310C	ZM	1	PASI-I

PASI-I = Pace Analytical Services - Indianapolis
PASI-PA = Pace Analytical Services - Greensburg

REPORT OF LABORATORY ANALYSIS

This report shall not be reproduced, except in full,
without the written consent of Pace Analytical Services, LLC.

Pace Analytical Services, LLC
7726 Moller Road
Indianapolis, IN 46268
(317)228-3100

SUMMARY OF DETECTION

Project: Eagle Valley P1R1
Pace Project No.: 50316496

Lab Sample ID / Method	Client Sample ID / Parameters	Result	Units	Report Limit	Analyzed	Qualifiers
50316496001	**MW-11S**					
EPA 9056	Chloride	59.3	mg/L	2.5	05/26/22 11:03	
EPA 9056	Fluoride	0.17	mg/L	0.10	05/26/22 10:44	
EPA 9056	Sulfate	270	mg/L	25.0	05/26/22 11:21	
EPA 6010	Barium	88.3	ug/L	10.0	05/26/22 12:25	
EPA 6010	Boron	4980	ug/L	100	05/26/22 12:25	
EPA 6010	Calcium	147000	ug/L	1000	05/26/22 12:25	
EPA 6010	Lithium	99.0	ug/L	20.0	05/26/22 12:25	
EPA 6010	Magnesium	30000	ug/L	1000	05/26/22 12:25	
EPA 6010	Molybdenum	75.5	ug/L	10.0	05/26/22 12:25	
EPA 6010	Potassium	10500	ug/L	1000	05/26/22 12:25	
EPA 6010	Silica	11800	ug/L	450	05/26/22 12:25	N2
EPA 6010	Sodium	82100	ug/L	1000	05/26/22 12:25	
EPA 6010	Molybdenum, Dissolved	77.5	ug/L	10.0	05/24/22 03:38	
EPA 6020	Antimony	1.4	ug/L	1.0	05/23/22 10:43	
EPA 6020	Arsenic	103	ug/L	1.0	05/23/22 10:43	
EPA 6020	Selenium	10.4	ug/L	1.0	05/23/22 10:43	
EPA 903.1	Radium-226	0.0438 ± 0.285 (0.575) C:NA T:88%	pCi/L		06/27/22 16:44	
EPA 904.0	Radium-228	0.220 ± 0.370 (0.806) C:76% T:88%	pCi/L		06/21/22 16:00	
Total Radium Calculation	Total Radium	0.264 ± 0.655 (1.38)	pCi/L		07/01/22 17:40	
SM 2320B	Alkalinity, Total as CaCO3	369	mg/L	2.0	05/20/22 19:54	
SM 2320B	Alkalinity,Bicarbonate (CaCO3)	369	mg/L	2.0	05/20/22 19:54	
SM 2540C	Total Dissolved Solids	872	mg/L	20.0	05/19/22 14:54	
SM 4500-H+B	pH at 25 Degrees C	7.3	Std. Units	0.10	05/20/22 18:42	H3
EPA 353.2	Nitrogen, Nitrate	0.99	mg/L	0.10	05/13/22 19:33	
EPA 365.1	Phosphate as P04	0.43	mg/L	0.15	05/21/22 09:41	
SM 5310C	Dissolved Organic Carbon	2.1	mg/L	1.0	05/23/22 17:15	
50316496002	**MW-12S**					
EPA 9056	Chloride	57.5	mg/L	2.5	05/26/22 11:58	
EPA 9056	Fluoride	0.23	mg/L	0.10	05/26/22 11:40	
EPA 9056	Sulfate	206	mg/L	2.5	05/26/22 11:58	
EPA 6010	Barium	125	ug/L	10.0	05/26/22 12:27	
EPA 6010	Boron	5030	ug/L	100	05/26/22 12:27	
EPA 6010	Calcium	122000	ug/L	1000	05/26/22 12:27	
EPA 6010	Lithium	117	ug/L	20.0	05/26/22 12:27	
EPA 6010	Magnesium	24800	ug/L	1000	05/26/22 12:27	
EPA 6010	Manganese	66.4	ug/L	10.0	05/26/22 12:27	
EPA 6010	Molybdenum	21.9	ug/L	10.0	05/26/22 12:27	
EPA 6010	Potassium	11600	ug/L	1000	05/26/22 12:27	
EPA 6010	Silica	11000	ug/L	450	05/26/22 12:27	N2
EPA 6010	Sodium	75800	ug/L	1000	05/26/22 12:27	

REPORT OF LABORATORY ANALYSIS

This report shall not be reproduced, except in full,
without the written consent of Pace Analytical Services, LLC.

Pace Analytical Services, LLC
7726 Moller Road
Indianapolis, IN 46268
(317)228-3100

SUMMARY OF DETECTION

Project: Eagle Valley P1R1
Pace Project No.: 50316496

Lab Sample ID / Method	Client Sample ID / Parameters	Result	Units	Report Limit	Analyzed	Qualifiers
50316496002	**MW-12S**					
EPA 6010	Molybdenum, Dissolved	22.4	ug/L	10.0	05/24/22 03:41	
EPA 6020	Antimony	1.4	ug/L	1.0	05/23/22 10:47	
EPA 6020	Arsenic	1.6	ug/L	1.0	05/23/22 10:47	
EPA 6020	Selenium	16.2	ug/L	1.0	05/23/22 10:47	
EPA 903.1	Radium-226	0.0513 ± 0.234 (0.378) C:NA T:87%	pCi/L		06/27/22 16:44	
EPA 904.0	Radium-228	0.515 ± 0.372 (0.723) C:81% T:87%	pCi/L		06/21/22 16:00	
Total Radium Calculation	Total Radium	0.566 ± 0.606 (1.10)	pCi/L		07/01/22 17:40	
SM 2320B	Alkalinity, Total as CaCO3	341	mg/L	2.0	05/20/22 19:54	
SM 2320B	Alkalinity,Bicarbonate (CaCO3)	341	mg/L	2.0	05/20/22 19:54	
SM 2540C	Total Dissolved Solids	714	mg/L	10.0	05/19/22 14:55	
SM 4500-H+B	pH at 25 Degrees C	7.4	Std. Units	0.10	05/20/22 18:42	H3
EPA 353.2	Nitrogen, Nitrate	0.68	mg/L	0.10	05/14/22 09:13	
SM 5310C	Dissolved Organic Carbon	1.1	mg/L	1.0	05/23/22 17:41	

This report shall not be reproduced, except in full,
without the written consent of Pace Analytical Services, LLC.

Pace Analytical Services, LLC
7726 Moller Road
Indianapolis, IN 46268
(317)228-3100

ANALYTICAL RESULTS

Project: Eagle Valley P1R1
Pace Project No.: 50316496

Sample: MW-11S **Lab ID: 50316496001** Collected: 05/12/22 12:50 Received: 05/13/22 14:45 Matrix: Water

Parameters	Results	Units	Report Limit	DF	Prepared	Analyzed	CAS No.	Qual
9056 IC Anions	Analytical Method: EPA 9056							
	Pace Analytical Services - Indianapolis							
Chloride	**59.3**	mg/L	2.5	10		05/26/22 11:03	16887-00-6	
Fluoride	**0.17**	mg/L	0.10	1		05/26/22 10:44	16984-48-8	
Sulfate	**270**	mg/L	25.0	100		05/26/22 11:21	14808-79-8	
6010 MET ICP	Analytical Method: EPA 6010 Preparation Method: EPA 3010							
	Pace Analytical Services - Indianapolis							
Aluminum	ND	ug/L	200	1	05/25/22 08:57	05/26/22 12:25	7429-90-5	
Barium	**88.3**	ug/L	10.0	1	05/25/22 08:57	05/26/22 12:25	7440-39-3	
Boron	**4980**	ug/L	100	1	05/25/22 08:57	05/26/22 12:25	7440-42-8	
Cadmium	ND	ug/L	2.0	1	05/25/22 08:57	05/26/22 12:25	7440-43-9	
Calcium	**147000**	ug/L	1000	1	05/25/22 08:57	05/26/22 12:25	7440-70-2	
Chromium	ND	ug/L	10.0	1	05/25/22 08:57	05/26/22 12:25	7440-47-3	
Iron	ND	ug/L	100	1	05/25/22 08:57	05/26/22 12:25	7439-89-6	
Lead	ND	ug/L	10.0	1	05/25/22 08:57	05/26/22 12:25	7439-92-1	
Lithium	**99.0**	ug/L	20.0	1	05/25/22 08:57	05/26/22 12:25	7439-93-2	
Magnesium	**30000**	ug/L	1000	1	05/25/22 08:57	05/26/22 12:25	7439-95-4	
Manganese	ND	ug/L	10.0	1	05/25/22 08:57	05/26/22 12:25	7439-96-5	
Molybdenum	**75.5**	ug/L	10.0	1	05/25/22 08:57	05/26/22 12:25	7439-98-7	
Potassium	**10500**	ug/L	1000	1	05/25/22 08:57	05/26/22 12:25	7440-09-7	
Silica	**11800**	ug/L	450	1	05/25/22 08:57	05/26/22 12:25	7631-86-9	N2
Sodium	**82100**	ug/L	1000	1	05/25/22 08:57	05/26/22 12:25	7440-23-5	
6010 MET ICP, Dissolved	Analytical Method: EPA 6010 Preparation Method: EPA 3010							
	Pace Analytical Services - Indianapolis							
Manganese, Dissolved	ND	ug/L	10.0	1	05/21/22 15:00	05/24/22 03:38	7439-96-5	
Molybdenum, Dissolved	**77.5**	ug/L	10.0	1	05/21/22 15:00	05/24/22 03:38	7439-98-7	
6020 MET ICPMS	Analytical Method: EPA 6020 Preparation Method: EPA 200.2							
	Pace Analytical Services - Indianapolis							
Antimony	**1.4**	ug/L	1.0	1	05/18/22 08:45	05/23/22 10:43	7440-36-0	
Arsenic	**103**	ug/L	1.0	1	05/18/22 08:45	05/23/22 10:43	7440-38-2	
Beryllium	ND	ug/L	0.20	1	05/18/22 08:45	05/23/22 10:43	7440-41-7	
Cobalt	ND	ug/L	1.0	1	05/18/22 08:45	05/23/22 10:43	7440-48-4	
Selenium	**10.4**	ug/L	1.0	1	05/18/22 08:45	05/23/22 10:43	7782-49-2	
Thallium	ND	ug/L	1.0	1	05/18/22 08:45	05/23/22 10:43	7440-28-0	
7470 Mercury	Analytical Method: EPA 7470 Preparation Method: EPA 7470							
	Pace Analytical Services - Indianapolis							
Mercury	ND	ug/L	0.20	1	05/19/22 21:17	05/20/22 16:05	7439-97-6	
2320B Alkalinity	Analytical Method: SM 2320B							
	Pace Analytical Services - Indianapolis							
Alkalinity, Total as CaCO3	**369**	mg/L	2.0	1		05/20/22 19:54		
Alkalinity,Bicarbonate (CaCO3)	**369**	mg/L	2.0	1		05/20/22 19:54		
Alkalinity,Carbonate (CaCO3)	ND	mg/L	2.0	1		05/20/22 19:54		

REPORT OF LABORATORY ANALYSIS

This report shall not be reproduced, except in full,
without the written consent of Pace Analytical Services, LLC.

Pace Analytical Services, LLC
7726 Moller Road
Indianapolis, IN 46268
(317)228-3100

ANALYTICAL RESULTS

Project: Eagle Valley P1R1
Pace Project No.: 50316496

Sample: MW-11S **Lab ID: 50316496001** Collected: 05/12/22 12:50 Received: 05/13/22 14:45 Matrix: Water

Parameters	Results	Units	Report Limit	DF	Prepared	Analyzed	CAS No.	Qual
2540C Total Dissolved Solids	Analytical Method: SM 2540C Pace Analytical Services - Indianapolis							
Total Dissolved Solids	**872**	mg/L	20.0	1		05/19/22 14:54		
4500H+ pH, Electrometric	Analytical Method: SM 4500-H+B Pace Analytical Services - Indianapolis							
pH at 25 Degrees C	**7.3**	Std. Units	0.10	1		05/20/22 18:42		H3
4500S2D Sulfide Water	Analytical Method: SM 4500-S2-D Pace Analytical Services - Indianapolis							
Sulfide	ND	mg/L	0.10	1		05/18/22 08:43	18496-25-8	
Iron, Ferrous	Analytical Method: HACH 8146 Pace Analytical Services - Indianapolis							
Iron, Ferrous	ND	mg/L	0.20	1		05/25/22 22:11	15438-31-0	H3,N2
353.2 Nitrogen, NO2/NO3 unpres	Analytical Method: EPA 353.2 Pace Analytical Services - Indianapolis							
Nitrogen, Nitrate	**0.99**	mg/L	0.10	1		05/13/22 19:33	14797-55-8	
Nitrogen, Nitrite	ND	mg/L	0.10	1		05/13/22 19:33	14797-65-0	
365.1 Total Phosphorus	Analytical Method: EPA 365.1 Preparation Method: EPA 365.1 Pace Analytical Services - Indianapolis							
Phosphate as P04	**0.43**	mg/L	0.15	1	05/17/22 13:00	05/21/22 09:41		
5310C TOC	Analytical Method: SM 5310C Pace Analytical Services - Indianapolis							
Total Organic Carbon	ND	mg/L	1.0	1		05/25/22 22:11	7440-44-0	
5310C Dissolved Organic Carbon	Analytical Method: SM 5310C Pace Analytical Services - Indianapolis							
Dissolved Organic Carbon	**2.1**	mg/L	1.0	1		05/23/22 17:15		

REPORT OF LABORATORY ANALYSIS

This report shall not be reproduced, except in full,
without the written consent of Pace Analytical Services, LLC.

Pace Analytical Services, LLC
7726 Moller Road
Indianapolis, IN 46268
(317)228-3100

ANALYTICAL RESULTS

Project: Eagle Valley P1R1
Pace Project No.: 50316496

Sample: MW-12S **Lab ID: 50316496002** Collected: 05/12/22 14:35 Received: 05/13/22 14:45 Matrix: Water

Parameters	Results	Units	Report Limit	DF	Prepared	Analyzed	CAS No.	Qual
9056 IC Anions	Analytical Method: EPA 9056							
	Pace Analytical Services - Indianapolis							
Chloride	**57.5**	mg/L	2.5	10		05/26/22 11:58	16887-00-6	
Fluoride	**0.23**	mg/L	0.10	1		05/26/22 11:40	16984-48-8	
Sulfate	**206**	mg/L	2.5	10		05/26/22 11:58	14808-79-8	
6010 MET ICP	Analytical Method: EPA 6010 Preparation Method: EPA 3010							
	Pace Analytical Services - Indianapolis							
Aluminum	ND	ug/L	200	1	05/25/22 08:57	05/26/22 12:27	7429-90-5	
Barium	**125**	ug/L	10.0	1	05/25/22 08:57	05/26/22 12:27	7440-39-3	
Boron	**5030**	ug/L	100	1	05/25/22 08:57	05/26/22 12:27	7440-42-8	
Cadmium	ND	ug/L	2.0	1	05/25/22 08:57	05/26/22 12:27	7440-43-9	
Calcium	**122000**	ug/L	1000	1	05/25/22 08:57	05/26/22 12:27	7440-70-2	
Chromium	ND	ug/L	10.0	1	05/25/22 08:57	05/26/22 12:27	7440-47-3	
Iron	ND	ug/L	100	1	05/25/22 08:57	05/26/22 12:27	7439-89-6	
Lead	ND	ug/L	10.0	1	05/25/22 08:57	05/26/22 12:27	7439-92-1	
Lithium	**117**	ug/L	20.0	1	05/25/22 08:57	05/26/22 12:27	7439-93-2	
Magnesium	**24800**	ug/L	1000	1	05/25/22 08:57	05/26/22 12:27	7439-95-4	
Manganese	**66.4**	ug/L	10.0	1	05/25/22 08:57	05/26/22 12:27	7439-96-5	
Molybdenum	**21.9**	ug/L	10.0	1	05/25/22 08:57	05/26/22 12:27	7439-98-7	
Potassium	**11600**	ug/L	1000	1	05/25/22 08:57	05/26/22 12:27	7440-09-7	
Silica	**11000**	ug/L	450	1	05/25/22 08:57	05/26/22 12:27	7631-86-9	N2
Sodium	**75800**	ug/L	1000	1	05/25/22 08:57	05/26/22 12:27	7440-23-5	
6010 MET ICP, Dissolved	Analytical Method: EPA 6010 Preparation Method: EPA 3010							
	Pace Analytical Services - Indianapolis							
Manganese, Dissolved	ND	ug/L	10.0	1	05/21/22 15:00	05/24/22 03:41	7439-96-5	
Molybdenum, Dissolved	**22.4**	ug/L	10.0	1	05/21/22 15:00	05/24/22 03:41	7439-98-7	
6020 MET ICPMS	Analytical Method: EPA 6020 Preparation Method: EPA 200.2							
	Pace Analytical Services - Indianapolis							
Antimony	**1.4**	ug/L	1.0	1	05/18/22 08:45	05/23/22 10:47	7440-36-0	
Arsenic	**1.6**	ug/L	1.0	1	05/18/22 08:45	05/23/22 10:47	7440-38-2	
Beryllium	ND	ug/L	0.20	1	05/18/22 08:45	05/23/22 10:47	7440-41-7	
Cobalt	ND	ug/L	1.0	1	05/18/22 08:45	05/23/22 10:47	7440-48-4	
Selenium	**16.2**	ug/L	1.0	1	05/18/22 08:45	05/23/22 10:47	7782-49-2	
Thallium	ND	ug/L	1.0	1	05/18/22 08:45	05/23/22 10:47	7440-28-0	
7470 Mercury	Analytical Method: EPA 7470 Preparation Method: EPA 7470							
	Pace Analytical Services - Indianapolis							
Mercury	ND	ug/L	0.20	1	05/19/22 21:17	05/20/22 16:08	7439-97-6	
2320B Alkalinity	Analytical Method: SM 2320B							
	Pace Analytical Services - Indianapolis							
Alkalinity, Total as CaCO3	**341**	mg/L	2.0	1		05/20/22 19:54		
Alkalinity,Bicarbonate (CaCO3)	**341**	mg/L	2.0	1		05/20/22 19:54		
Alkalinity,Carbonate (CaCO3)	ND	mg/L	2.0	1		05/20/22 19:54		

REPORT OF LABORATORY ANALYSIS

This report shall not be reproduced, except in full,
without the written consent of Pace Analytical Services, LLC.

Pace Analytical Services, LLC
7726 Moller Road
Indianapolis, IN 46268
(317)228-3100

ANALYTICAL RESULTS

Project: Eagle Valley P1R1
Pace Project No.: 50316496

Sample: MW-12S **Lab ID: 50316496002** Collected: 05/12/22 14:35 Received: 05/13/22 14:45 Matrix: Water

Parameters	Results	Units	Report Limit	DF	Prepared	Analyzed	CAS No.	Qual
2540C Total Dissolved Solids	Analytical Method: SM 2540C Pace Analytical Services - Indianapolis							
Total Dissolved Solids	**714**	mg/L	10.0	1		05/19/22 14:55		
4500H+ pH, Electrometric	Analytical Method: SM 4500-H+B Pace Analytical Services - Indianapolis							
pH at 25 Degrees C	**7.4**	Std. Units	0.10	1		05/20/22 18:42		H3
4500S2D Sulfide Water	Analytical Method: SM 4500-S2-D Pace Analytical Services - Indianapolis							
Sulfide	ND	mg/L	0.10	1		05/18/22 08:43	18496-25-8	
Iron, Ferrous	Analytical Method: HACH 8146 Pace Analytical Services - Indianapolis							
Iron, Ferrous	ND	mg/L	0.20	1		05/25/22 22:14	15438-31-0	H3,N2
353.2 Nitrogen, NO2/NO3 unpres	Analytical Method: EPA 353.2 Pace Analytical Services - Indianapolis							
Nitrogen, Nitrate	**0.68**	mg/L	0.10	1		05/14/22 09:13	14797-55-8	
Nitrogen, Nitrite	ND	mg/L	0.10	1		05/14/22 09:13	14797-65-0	
365.1 Total Phosphorus	Analytical Method: EPA 365.1 Preparation Method: EPA 365.1 Pace Analytical Services - Indianapolis							
Phosphate as P04	ND	mg/L	0.15	1	05/17/22 13:00	05/21/22 09:41		
5310C TOC	Analytical Method: SM 5310C Pace Analytical Services - Indianapolis							
Total Organic Carbon	ND	mg/L	1.0	1		05/25/22 22:21	7440-44-0	
5310C Dissolved Organic Carbon	Analytical Method: SM 5310C Pace Analytical Services - Indianapolis							
Dissolved Organic Carbon	**1.1**	mg/L	1.0	1		05/23/22 17:41		

REPORT OF LABORATORY ANALYSIS

This report shall not be reproduced, except in full,
without the written consent of Pace Analytical Services, LLC.

Pace Analytical Services, LLC
7726 Moller Road
Indianapolis, IN 46268
(317)228-3100

QUALITY CONTROL DATA

Project: Eagle Valley P1R1
Pace Project No.: 50316496

QC Batch: 678026
QC Batch Method: EPA 9056
Analysis Method: EPA 9056
Analysis Description: 9056 IC Anions
Laboratory: Pace Analytical Services - Indianapolis
Associated Lab Samples: 50316496001, 50316496002

METHOD BLANK: 3121712 Matrix: Water
Associated Lab Samples: 50316496001, 50316496002

Parameter	Units	Blank Result	Reporting Limit	Analyzed	Qualifiers
Chloride	mg/L	ND	0.25	05/26/22 10:08	
Fluoride	mg/L	ND	0.10	05/26/22 10:08	
Sulfate	mg/L	ND	0.25	05/26/22 10:08	

LABORATORY CONTROL SAMPLE: 3121713

Parameter	Units	Spike Conc.	LCS Result	LCS % Rec	% Rec Limits	Qualifiers
Chloride	mg/L	1.2	1.2	94	80-120	
Fluoride	mg/L	0.5	0.56	112	80-120	
Sulfate	mg/L	2.5	2.5	102	80-120	

MATRIX SPIKE & MATRIX SPIKE DUPLICATE: 3121714 3121715

Parameter	Units	50316506002 Result	MS Spike Conc.	MSD Spike Conc.	MS Result	MSD Result	MS % Rec	MSD % Rec	% Rec Limits	RPD	Max RPD	Qual
Chloride	mg/L	140	125	125	252	251	89	89	80-120	0	15	
Fluoride	mg/L	0.29	0.5	0.5	0.86	0.86	114	115	80-120	1	15	
Sulfate	mg/L	405	250	250	623	619	87	86	80-120	1	15	

Results presented on this page are in the units indicated by the "Units" column except where an alternate unit is presented to the right of the result.

REPORT OF LABORATORY ANALYSIS

This report shall not be reproduced, except in full,
without the written consent of Pace Analytical Services, LLC.

Pace Analytical Services, LLC
7726 Moller Road
Indianapolis, IN 46268
(317)228-3100

QUALITY CONTROL DATA

Project: Eagle Valley P1R1
Pace Project No.: 50316496

QC Batch: 677141
QC Batch Method: EPA 7470
Analysis Method: EPA 7470
Analysis Description: 7470 Mercury
Laboratory: Pace Analytical Services - Indianapolis
Associated Lab Samples: 50316496001, 50316496002

METHOD BLANK: 3117622 Matrix: Water
Associated Lab Samples: 50316496001, 50316496002

Parameter	Units	Blank Result	Reporting Limit	Analyzed	Qualifiers
Mercury	ug/L	ND	0.20	05/20/22 15:51	

LABORATORY CONTROL SAMPLE: 3117623

Parameter	Units	Spike Conc.	LCS Result	LCS % Rec	% Rec Limits	Qualifiers
Mercury	ug/L	5	4.9	98	80-120	

MATRIX SPIKE & MATRIX SPIKE DUPLICATE: 3117624 3117625

Parameter	Units	50316506002 Result	MS Spike Conc.	MSD Spike Conc.	MS Result	MSD Result	MS % Rec	MSD % Rec	% Rec Limits	RPD	Max RPD	Qual
Mercury	ug/L	ND	5	5	4.7	4.8	95	96	75-125	2	20	

MATRIX SPIKE & MATRIX SPIKE DUPLICATE: 3117626 3117627

Parameter	Units	50316507001 Result	MS Spike Conc.	MSD Spike Conc.	MS Result	MSD Result	MS % Rec	MSD % Rec	% Rec Limits	RPD	Max RPD	Qual
Mercury	ug/L	ND	5	5	4.9	5.0	99	99	75-125	1	20	

Results presented on this page are in the units indicated by the "Units" column except where an alternate unit is presented to the right of the result.

REPORT OF LABORATORY ANALYSIS

This report shall not be reproduced, except in full,
without the written consent of Pace Analytical Services, LLC.

Pace Analytical Services, LLC
7726 Moller Road
Indianapolis, IN 46268
(317)228-3100

QUALITY CONTROL DATA

Project: Eagle Valley P1R1
Pace Project No.: 50316496

QC Batch: 677583
QC Batch Method: EPA 3010
Analysis Method: EPA 6010
Analysis Description: 6010 MET
Laboratory: Pace Analytical Services - Indianapolis
Associated Lab Samples: 50316496001, 50316496002

METHOD BLANK: 3120339 Matrix: Water
Associated Lab Samples: 50316496001, 50316496002

Parameter	Units	Blank Result	Reporting Limit	Analyzed	Qualifiers
Aluminum	ug/L	ND	200	05/26/22 12:03	
Barium	ug/L	ND	10.0	05/26/22 12:03	
Boron	ug/L	ND	100	05/26/22 12:03	
Cadmium	ug/L	ND	2.0	05/26/22 12:03	
Calcium	ug/L	ND	1000	05/26/22 12:03	
Chromium	ug/L	ND	10.0	05/26/22 12:03	
Iron	ug/L	ND	100	05/26/22 12:03	
Lead	ug/L	ND	10.0	05/26/22 12:03	
Lithium	ug/L	ND	20.0	05/26/22 12:03	
Magnesium	ug/L	ND	1000	05/26/22 12:03	
Manganese	ug/L	ND	10.0	05/26/22 12:03	
Molybdenum	ug/L	ND	10.0	05/26/22 12:03	
Potassium	ug/L	ND	1000	05/26/22 12:03	
Silica	ug/L	ND	450	05/26/22 12:03	N2
Sodium	ug/L	ND	1000	05/26/22 12:03	

LABORATORY CONTROL SAMPLE: 3120340

Parameter	Units	Spike Conc.	LCS Result	LCS % Rec	% Rec Limits	Qualifiers
Aluminum	ug/L	10000	9430	94	80-120	
Barium	ug/L	1000	976	98	80-120	
Boron	ug/L	1000	929	93	80-120	
Cadmium	ug/L	1000	942	94	80-120	
Calcium	ug/L	10000	9690	97	80-120	
Chromium	ug/L	1000	967	97	80-120	
Iron	ug/L	10000	9430	94	80-120	
Lead	ug/L	1000	919	92	80-120	
Lithium	ug/L	1000	1020	102	80-120	
Magnesium	ug/L	10000	9240	92	80-120	
Manganese	ug/L	1000	936	94	80-120	
Molybdenum	ug/L	1000	983	98	80-120	
Potassium	ug/L	10000	9460	95	80-120	
Silica	ug/L	10700	9950	93	80-120	N2
Sodium	ug/L	10000	9710	97	80-120	

Results presented on this page are in the units indicated by the "Units" column except where an alternate unit is presented to the right of the result.

REPORT OF LABORATORY ANALYSIS

This report shall not be reproduced, except in full,
without the written consent of Pace Analytical Services, LLC.

Pace Analytical Services, LLC
7726 Moller Road
Indianapolis, IN 46268
(317)228-3100

QUALITY CONTROL DATA

Project: Eagle Valley P1R1
Pace Project No.: 50316496

MATRIX SPIKE & MATRIX SPIKE DUPLICATE: 3120341 3120342

Parameter	Units	50316506002 Result	MS Spike Conc.	MSD Spike Conc.	MS Result	MSD Result	MS % Rec	MSD % Rec	% Rec Limits	RPD	Max RPD	Qual
Aluminum	ug/L	ND	10000	10000	9740	10200	97	102	75-125	5	20	
Barium	ug/L	127	1000	1000	1120	1170	99	104	75-125	4	20	
Boron	ug/L	723	1000	1000	1690	1760	97	103	75-125	4	20	
Cadmium	ug/L	ND	1000	1000	986	1020	99	102	75-125	4	20	
Calcium	ug/L	174000	10000	10000	188000	193000	137	184	75-125	2	20	P6
Chromium	ug/L	ND	1000	1000	961	1000	96	100	75-125	4	20	
Iron	ug/L	ND	10000	10000	9270	9680	93	97	75-125	4	20	
Lead	ug/L	ND	1000	1000	901	934	90	93	75-125	4	20	
Lithium	ug/L	26.2	1000	1000	1140	1180	111	116	75-125	4	20	
Magnesium	ug/L	45400	10000	10000	55000	56100	96	107	75-125	2	20	
Manganese	ug/L	17.3	1000	1000	943	981	93	96	75-125	4	20	
Molybdenum	ug/L	25.6	1000	1000	1040	1080	102	105	75-125	3	20	
Potassium	ug/L	5970	10000	10000	16500	17200	106	112	75-125	4	20	
Silica	ug/L	15100	10700	10700	25500	26200	97	104	75-125	3	20	N2
Sodium	ug/L	97800	10000	10000	111000	114000	134	164	75-125	3	20	P6

MATRIX SPIKE & MATRIX SPIKE DUPLICATE: 3120343 3120344

Parameter	Units	50316507001 Result	MS Spike Conc.	MSD Spike Conc.	MS Result	MSD Result	MS % Rec	MSD % Rec	% Rec Limits	RPD	Max RPD	Qual
Aluminum	ug/L	ND	10000	10000	10100	9820	101	98	75-125	2	20	
Barium	ug/L	36.8	1000	1000	1020	1020	98	99	75-125	0	20	
Boron	ug/L	8280	1000	1000	10200	9760	190	148	75-125	4	20	P6
Cadmium	ug/L	ND	1000	1000	998	986	100	99	75-125	1	20	
Calcium	ug/L	232000	10000	10000	258000	258000	262	262	75-125	0	20	P6
Chromium	ug/L	ND	1000	1000	964	963	96	96	75-125	0	20	
Iron	ug/L	ND	10000	10000	9500	9220	95	92	75-125	3	20	
Lead	ug/L	ND	1000	1000	900	889	90	89	75-125	1	20	
Lithium	ug/L	101	1000	1000	1230	1220	113	112	75-125	0	20	
Magnesium	ug/L	70800	10000	10000	86800	82800	160	121	75-125	5	20	P6
Manganese	ug/L	18.3	1000	1000	969	940	95	92	75-125	3	20	
Molybdenum	ug/L	165	1000	1000	1200	1180	104	102	75-125	2	20	
Potassium	ug/L	15300	10000	10000	27000	26800	117	116	75-125	1	20	
Silica	ug/L	12200	10700	10700	23800	23100	109	102	75-125	3	20	N2
Sodium	ug/L	89200	10000	10000	106000	105000	166	154	75-125	1	20	P6

Results presented on this page are in the units indicated by the "Units" column except where an alternate unit is presented to the right of the result.

REPORT OF LABORATORY ANALYSIS

This report shall not be reproduced, except in full,
without the written consent of Pace Analytical Services, LLC.

Pace Analytical Services, LLC
7726 Moller Road
Indianapolis, IN 46268
(317)228-3100

QUALITY CONTROL DATA

Project: Eagle Valley P1R1
Pace Project No.: 50316496

QC Batch: 677435
QC Batch Method: EPA 3010
Analysis Method: EPA 6010
Analysis Description: 6010 MET Dissolved
Laboratory: Pace Analytical Services - Indianapolis
Associated Lab Samples: 50316496001, 50316496002

METHOD BLANK: 3119311 Matrix: Water
Associated Lab Samples: 50316496001, 50316496002

Parameter	Units	Blank Result	Reporting Limit	Analyzed	Qualifiers
Manganese, Dissolved	ug/L	ND	10.0	05/24/22 03:13	
Molybdenum, Dissolved	ug/L	ND	10.0	05/24/22 03:13	

LABORATORY CONTROL SAMPLE: 3119312

Parameter	Units	Spike Conc.	LCS Result	LCS % Rec	% Rec Limits	Qualifiers
Manganese, Dissolved	ug/L	1000	988	99	80-120	
Molybdenum, Dissolved	ug/L	1000	1020	102	80-120	

MATRIX SPIKE & MATRIX SPIKE DUPLICATE: 3119313 3119314

Parameter	Units	50316506002 Result	MS Spike Conc.	MSD Spike Conc.	MS Result	MSD Result	MS % Rec	MSD % Rec	% Rec Limits	RPD	Max RPD	Qual
Manganese, Dissolved	ug/L	20.8	1000	1000	988	993	97	97	75-125	0	20	
Molybdenum, Dissolved	ug/L	27.4	1000	1000	1050	1050	102	102	75-125	0	20	

Results presented on this page are in the units indicated by the "Units" column except where an alternate unit is presented to the right of the result.

REPORT OF LABORATORY ANALYSIS

This report shall not be reproduced, except in full,
without the written consent of Pace Analytical Services, LLC.

Pace Analytical Services, LLC
7726 Moller Road
Indianapolis, IN 46268
(317)228-3100

QUALITY CONTROL DATA

Project: Eagle Valley P1R1
Pace Project No.: 50316496

QC Batch: 676701
QC Batch Method: EPA 200.2
Analysis Method: EPA 6020
Analysis Description: 6020 MET
Laboratory: Pace Analytical Services - Indianapolis
Associated Lab Samples: 50316496001, 50316496002

METHOD BLANK: 3115572 Matrix: Water
Associated Lab Samples: 50316496001, 50316496002

Parameter	Units	Blank Result	Reporting Limit	Analyzed	Qualifiers
Antimony	ug/L	ND	1.0	05/19/22 01:15	
Arsenic	ug/L	ND	1.0	05/19/22 01:15	
Beryllium	ug/L	ND	0.20	05/19/22 01:15	
Cobalt	ug/L	ND	1.0	05/19/22 01:15	
Selenium	ug/L	ND	1.0	05/19/22 01:15	
Thallium	ug/L	ND	1.0	05/19/22 01:15	

LABORATORY CONTROL SAMPLE: 3115573

Parameter	Units	Spike Conc.	LCS Result	LCS % Rec	% Rec Limits	Qualifiers
Antimony	ug/L	40	41.0	103	80-120	
Arsenic	ug/L	40	37.8	94	80-120	
Beryllium	ug/L	40	38.8	97	80-120	
Cobalt	ug/L	40	40.9	102	80-120	
Selenium	ug/L	40	39.9	100	80-120	
Thallium	ug/L	40	41.0	103	80-120	

MATRIX SPIKE & MATRIX SPIKE DUPLICATE: 3115574 3115575

Parameter	Units	50316357014 Result	MS Spike Conc.	MSD Spike Conc.	MS Result	MSD Result	MS % Rec	MSD % Rec	% Rec Limits	RPD	Max RPD	Qual
Antimony	ug/L	<2.0	40	40	41.7	41.7	104	104	75-125	0	20	
Arsenic	ug/L	<5.0	40	40	38.6	38.6	94	94	75-125	0	20	
Beryllium	ug/L	<1.0	40	40	42.0	41.9	105	105	75-125	0	20	
Cobalt	ug/L	<20.0	40	40	38.8	38.8	95	95	75-125	0	20	
Selenium	ug/L	<5.0	40	40	43.1	44.6	96	100	75-125	3	20	
Thallium	ug/L	<2.0	40	40	41.6	41.6	104	104	75-125	0	20	

Results presented on this page are in the units indicated by the "Units" column except where an alternate unit is presented to the right of the result.

REPORT OF LABORATORY ANALYSIS

This report shall not be reproduced, except in full,
without the written consent of Pace Analytical Services, LLC.

Pace Analytical Services, LLC
7726 Moller Road
Indianapolis, IN 46268
(317)228-3100

QUALITY CONTROL DATA

Project: Eagle Valley P1R1
Pace Project No.: 50316496

QC Batch: 677381
QC Batch Method: SM 2320B
Analysis Method: SM 2320B
Analysis Description: 2320B Alkalinity
Laboratory: Pace Analytical Services - Indianapolis
Associated Lab Samples: 50316496001, 50316496002

METHOD BLANK: 3118900 Matrix: Water
Associated Lab Samples: 50316496001, 50316496002

Parameter	Units	Blank Result	Reporting Limit	Analyzed	Qualifiers
Alkalinity, Total as CaCO3	mg/L	ND	2.0	05/20/22 19:54	
Alkalinity,Bicarbonate (CaCO3)	mg/L	ND	2.0	05/20/22 19:54	
Alkalinity,Carbonate (CaCO3)	mg/L	ND	2.0	05/20/22 19:54	

LABORATORY CONTROL SAMPLE: 3118901

Parameter	Units	Spike Conc.	LCS Result	LCS % Rec	% Rec Limits	Qualifiers
Alkalinity, Total as CaCO3	mg/L	50	53.0	106	90-110	

SAMPLE DUPLICATE: 3118903

Parameter	Units	50316506002 Result	Dup Result	RPD	Max RPD	Qualifiers
Alkalinity, Total as CaCO3	mg/L	289	296	2	20	
Alkalinity,Bicarbonate (CaCO3)	mg/L	289	296	2	20	
Alkalinity,Carbonate (CaCO3)	mg/L	ND	ND		20	

SAMPLE DUPLICATE: 3118904

Parameter	Units	50316507001 Result	Dup Result	RPD	Max RPD	Qualifiers
Alkalinity, Total as CaCO3	mg/L	436	442	1	20	
Alkalinity,Bicarbonate (CaCO3)	mg/L	436	442	1	20	
Alkalinity,Carbonate (CaCO3)	mg/L	ND	ND		20	

Results presented on this page are in the units indicated by the "Units" column except where an alternate unit is presented to the right of the result.

REPORT OF LABORATORY ANALYSIS

This report shall not be reproduced, except in full,
without the written consent of Pace Analytical Services, LLC.

Pace Analytical Services, LLC
7726 Moller Road
Indianapolis, IN 46268
(317)228-3100

QUALITY CONTROL DATA

Project: Eagle Valley P1R1
Pace Project No.: 50316496

QC Batch: 677048
QC Batch Method: SM 2540C
Analysis Method: SM 2540C
Analysis Description: 2540C Total Dissolved Solids
Laboratory: Pace Analytical Services - Indianapolis
Associated Lab Samples: 50316496001, 50316496002

METHOD BLANK: 3117317 Matrix: Water
Associated Lab Samples: 50316496001, 50316496002

Parameter	Units	Blank Result	Reporting Limit	Analyzed	Qualifiers
Total Dissolved Solids	mg/L	ND	10.0	05/19/22 14:49	

LABORATORY CONTROL SAMPLE: 3117318

Parameter	Units	Spike Conc.	LCS Result	LCS % Rec	% Rec Limits	Qualifiers
Total Dissolved Solids	mg/L	300	299	100	80-120	

SAMPLE DUPLICATE: 3117319

Parameter	Units	50316448002 Result	Dup Result	RPD	Max RPD	Qualifiers
Total Dissolved Solids	mg/L	2530	2520	0	10	

SAMPLE DUPLICATE: 3117320

Parameter	Units	50316481022 Result	Dup Result	RPD	Max RPD	Qualifiers
Total Dissolved Solids	mg/L	588	584	1	10	

Results presented on this page are in the units indicated by the "Units" column except where an alternate unit is presented to the right of the result.

REPORT OF LABORATORY ANALYSIS

This report shall not be reproduced, except in full,
without the written consent of Pace Analytical Services, LLC.

Pace Analytical Services, LLC
7726 Moller Road
Indianapolis, IN 46268
(317)228-3100

QUALITY CONTROL DATA

Project: Eagle Valley P1R1
Pace Project No.: 50316496

QC Batch: 677473
QC Batch Method: SM 4500-H+B
Analysis Method: SM 4500-H+B
Analysis Description: 4500H+B pH
Laboratory: Pace Analytical Services - Indianapolis
Associated Lab Samples: 50316496001, 50316496002

SAMPLE DUPLICATE: 3119836

Parameter	Units	50316343003 Result	Dup Result	RPD	Max RPD	Qualifiers
pH at 25 Degrees C	Std. Units	6.9	7.0	1	2	H3

SAMPLE DUPLICATE: 3119837

Parameter	Units	50316499001 Result	Dup Result	RPD	Max RPD	Qualifiers
pH at 25 Degrees C	Std. Units	7.5	7.5	0	2	H3

Results presented on this page are in the units indicated by the "Units" column except where an alternate unit is presented to the right of the result.

REPORT OF LABORATORY ANALYSIS

This report shall not be reproduced, except in full,
without the written consent of Pace Analytical Services, LLC.

Pace Analytical Services, LLC
7726 Moller Road
Indianapolis, IN 46268
(317)228-3100

QUALITY CONTROL DATA

Project: Eagle Valley P1R1
Pace Project No.: 50316496

QC Batch: 676794
QC Batch Method: SM 4500-S2-D
Analysis Method: SM 4500-S2-D
Analysis Description: 4500S2D Sulfide Water
Laboratory: Pace Analytical Services - Indianapolis
Associated Lab Samples: 50316496001, 50316496002

METHOD BLANK: 3116023 Matrix: Water
Associated Lab Samples: 50316496001, 50316496002

Parameter	Units	Blank Result	Reporting Limit	Analyzed	Qualifiers
Sulfide	mg/L	ND	0.10	05/18/22 08:43	

LABORATORY CONTROL SAMPLE: 3116024

Parameter	Units	Spike Conc.	LCS Result	LCS % Rec	% Rec Limits	Qualifiers
Sulfide	mg/L	0.5	0.46	92	90-110	

MATRIX SPIKE & MATRIX SPIKE DUPLICATE: 3116025 3116026

Parameter	Units	50316445001 Result	MS Spike Conc.	MSD Spike Conc.	MS Result	MSD Result	MS % Rec	MSD % Rec	% Rec Limits	RPD	Max RPD	Qual
Sulfide	mg/L	ND	0.5	0.5	0.42	0.43	85	85	90-110	0	20	M3

MATRIX SPIKE SAMPLE: 3116027

Parameter	Units	50316495001 Result	Spike Conc.	MS Result	MS % Rec	% Rec Limits	Qualifiers
Sulfide	mg/L	ND	0.5	0.40	63	90-110	M0

Results presented on this page are in the units indicated by the "Units" column except where an alternate unit is presented to the right of the result.

REPORT OF LABORATORY ANALYSIS

This report shall not be reproduced, except in full,
without the written consent of Pace Analytical Services, LLC.

Pace Analytical Services, LLC
7726 Moller Road
Indianapolis, IN 46268
(317)228-3100

QUALITY CONTROL DATA

Project: Eagle Valley P1R1
Pace Project No.: 50316496

QC Batch: 678396
QC Batch Method: HACH 8146
Analysis Method: HACH 8146
Analysis Description: Iron, Ferrous
Laboratory: Pace Analytical Services - Indianapolis
Associated Lab Samples: 50316496001, 50316496002

METHOD BLANK: 3123107 Matrix: Water
Associated Lab Samples: 50316496001, 50316496002

Parameter	Units	Blank Result	Reporting Limit	Analyzed	Qualifiers
Iron, Ferrous	mg/L	ND	0.20	05/25/22 21:41	H3,N2

LABORATORY CONTROL SAMPLE: 3123108

Parameter	Units	Spike Conc.	LCS Result	LCS % Rec	% Rec Limits	Qualifiers
Iron, Ferrous	mg/L	1	1.0	101	90-110	H3,N2

MATRIX SPIKE & MATRIX SPIKE DUPLICATE: 3123109 3123110

Parameter	Units	50316506002 Result	MS Spike Conc.	MSD Spike Conc.	MS Result	MSD Result	MS % Rec	MSD % Rec	% Rec Limits	RPD	Max RPD	Qual
Iron, Ferrous	mg/L	ND	1	1	1.0	0.97	102	97	90-110	5	20	H3,N2

MATRIX SPIKE SAMPLE: 3123111

Parameter	Units	50316499003 Result	Spike Conc.	MS Result	MS % Rec	% Rec Limits	Qualifiers
Iron, Ferrous	mg/L	ND	1	0.98	98	90-110	H3,N2

Results presented on this page are in the units indicated by the "Units" column except where an alternate unit is presented to the right of the result.

REPORT OF LABORATORY ANALYSIS

This report shall not be reproduced, except in full,
without the written consent of Pace Analytical Services, LLC.

Pace Analytical Services, LLC
7726 Moller Road
Indianapolis, IN 46268
(317)228-3100

QUALITY CONTROL DATA

Project: Eagle Valley P1R1
Pace Project No.: 50316496

QC Batch: 676224
QC Batch Method: EPA 353.2
Analysis Method: EPA 353.2
Analysis Description: 353.2 Nitrate + Nitrite, Unpres.
Laboratory: Pace Analytical Services - Indianapolis
Associated Lab Samples: 50316496001

METHOD BLANK: 3113922 Matrix: Water
Associated Lab Samples: 50316496001

Parameter	Units	Blank Result	Reporting Limit	Analyzed	Qualifiers
Nitrogen, Nitrate	mg/L	ND	0.10	05/13/22 19:05	
Nitrogen, Nitrite	mg/L	ND	0.10	05/13/22 19:05	

LABORATORY CONTROL SAMPLE: 3113923

Parameter	Units	Spike Conc.	LCS Result	LCS % Rec	% Rec Limits	Qualifiers
Nitrogen, Nitrate	mg/L	1	0.98	98	90-110	
Nitrogen, Nitrite	mg/L	1	0.95	95	90-110	

MATRIX SPIKE & MATRIX SPIKE DUPLICATE: 3113924 3113925

Parameter	Units	50316506002 Result	MS Spike Conc.	MSD Spike Conc.	MS Result	MSD Result	MS % Rec	MSD % Rec	% Rec Limits	RPD	Max RPD	Qual
Nitrogen, Nitrate	mg/L	0.18	1	1	1.2	1.2	102	103	90-110	1	20	
Nitrogen, Nitrite	mg/L	ND	1	1	0.99	0.99	99	99	90-110	0	20	

MATRIX SPIKE SAMPLE: 3113926

Parameter	Units	50316499003 Result	Spike Conc.	MS Result	MS % Rec	% Rec Limits	Qualifiers
Nitrogen, Nitrate	mg/L	3.5	1	4.4	94	90-110	
Nitrogen, Nitrite	mg/L	ND	1	1.0	95	90-110	

Results presented on this page are in the units indicated by the "Units" column except where an alternate unit is presented to the right of the result.

REPORT OF LABORATORY ANALYSIS

This report shall not be reproduced, except in full,
without the written consent of Pace Analytical Services, LLC.

Pace Analytical Services, LLC
7726 Moller Road
Indianapolis, IN 46268
(317)228-3100

QUALITY CONTROL DATA

Project: Eagle Valley P1R1
Pace Project No.: 50316496

QC Batch: 676251
QC Batch Method: EPA 353.2
Analysis Method: EPA 353.2
Analysis Description: 353.2 Nitrate + Nitrite, Unpres.
Laboratory: Pace Analytical Services - Indianapolis
Associated Lab Samples: 50316496002

METHOD BLANK: 3114048 Matrix: Water
Associated Lab Samples: 50316496002

Parameter	Units	Blank Result	Reporting Limit	Analyzed	Qualifiers
Nitrogen, Nitrate	mg/L	ND	0.10	05/14/22 09:04	
Nitrogen, Nitrite	mg/L	ND	0.10	05/14/22 09:04	

LABORATORY CONTROL SAMPLE: 3114049

Parameter	Units	Spike Conc.	LCS Result	LCS % Rec	% Rec Limits	Qualifiers
Nitrogen, Nitrate	mg/L	1	0.97	97	90-110	
Nitrogen, Nitrite	mg/L	1	0.98	98	90-110	

MATRIX SPIKE & MATRIX SPIKE DUPLICATE: 3114050 3114051

Parameter	Units	50316507001 Result	MS Spike Conc.	MSD Spike Conc.	MS Result	MSD Result	MS % Rec	MSD % Rec	% Rec Limits	RPD	Max RPD	Qual
Nitrogen, Nitrate	mg/L	0.84	1	1	1.9	1.9	102	102	90-110	0	20	
Nitrogen, Nitrite	mg/L	ND	1	1	0.97	0.97	97	97	90-110	1	20	

MATRIX SPIKE & MATRIX SPIKE DUPLICATE: 3114052 3114053

Parameter	Units	50316511002 Result	MS Spike Conc.	MSD Spike Conc.	MS Result	MSD Result	MS % Rec	MSD % Rec	% Rec Limits	RPD	Max RPD	Qual
Nitrogen, Nitrate	mg/L	ND	1	1	0.98	0.98	98	98	90-110	0	20	
Nitrogen, Nitrite	mg/L	ND	1	1	0.96	0.96	96	96	90-110	0	20	

Results presented on this page are in the units indicated by the "Units" column except where an alternate unit is presented to the right of the result.

REPORT OF LABORATORY ANALYSIS

This report shall not be reproduced, except in full,
without the written consent of Pace Analytical Services, LLC.

Pace Analytical Services, LLC
7726 Moller Road
Indianapolis, IN 46268
(317)228-3100

QUALITY CONTROL DATA

Project: Eagle Valley P1R1
Pace Project No.: 50316496

QC Batch: 676638
QC Batch Method: EPA 365.1
Analysis Method: EPA 365.1
Analysis Description: 365.1 Total Phosphorus
Laboratory: Pace Analytical Services - Indianapolis
Associated Lab Samples: 50316496001, 50316496002

METHOD BLANK: 3115299 Matrix: Water
Associated Lab Samples: 50316496001, 50316496002

Parameter	Units	Blank Result	Reporting Limit	Analyzed	Qualifiers
Phosphate as P04	mg/L	ND	0.15	05/21/22 09:26	

LABORATORY CONTROL SAMPLE: 3115300

Parameter	Units	Spike Conc.	LCS Result	LCS % Rec	% Rec Limits	Qualifiers
Phosphate as P04	mg/L		1.5			

MATRIX SPIKE & MATRIX SPIKE DUPLICATE: 3115301 3115302

Parameter	Units	50316481022 Result	MS Spike Conc.	MSD Spike Conc.	MS Result	MSD Result	MS % Rec	MSD % Rec	% Rec Limits	RPD	Max RPD	Qual
Phosphate as P04	mg/L	0.38			1.8	1.8				2		

MATRIX SPIKE SAMPLE: 3115303

Parameter	Units	50316499001 Result	Spike Conc.	MS Result	MS % Rec	% Rec Limits	Qualifiers
Phosphate as P04	mg/L	ND		1.5			

Results presented on this page are in the units indicated by the "Units" column except where an alternate unit is presented to the right of the result.

REPORT OF LABORATORY ANALYSIS

This report shall not be reproduced, except in full,
without the written consent of Pace Analytical Services, LLC.

Pace Analytical Services, LLC
7726 Moller Road
Indianapolis, IN 46268
(317)228-3100

QUALITY CONTROL DATA

Project: Eagle Valley P1R1
Pace Project No.: 50316496

QC Batch: 678321
QC Batch Method: SM 5310C
Analysis Method: SM 5310C
Analysis Description: 5310C Total Organic Carbon
Laboratory: Pace Analytical Services - Indianapolis
Associated Lab Samples: 50316496001, 50316496002

METHOD BLANK: 3122816 Matrix: Water
Associated Lab Samples: 50316496001, 50316496002

Parameter	Units	Blank Result	Reporting Limit	Analyzed	Qualifiers
Total Organic Carbon	mg/L	ND	1.0	05/25/22 21:37	

LABORATORY CONTROL SAMPLE: 3122817

Parameter	Units	Spike Conc.	LCS Result	LCS % Rec	% Rec Limits	Qualifiers
Total Organic Carbon	mg/L	10	10.0	100	90-110	

MATRIX SPIKE & MATRIX SPIKE DUPLICATE: 3122818 3122819

Parameter	Units	50316506002 Result	MS Spike Conc.	MSD Spike Conc.	MS Result	MSD Result	MS % Rec	MSD % Rec	% Rec Limits	RPD	Max RPD	Qual
Total Organic Carbon	mg/L	1.4	10	10	11.6	11.5	102	102	80-120	0	20	

MATRIX SPIKE & MATRIX SPIKE DUPLICATE: 3122820 3122821

Parameter	Units	50316507001 Result	MS Spike Conc.	MSD Spike Conc.	MS Result	MSD Result	MS % Rec	MSD % Rec	% Rec Limits	RPD	Max RPD	Qual
Total Organic Carbon	mg/L	1.2	10	10	11.5	11.5	103	102	80-120	0	20	

Results presented on this page are in the units indicated by the "Units" column except where an alternate unit is presented to the right of the result.

REPORT OF LABORATORY ANALYSIS

This report shall not be reproduced, except in full,
without the written consent of Pace Analytical Services, LLC.

Pace Analytical Services, LLC
7726 Moller Road
Indianapolis, IN 46268
(317)228-3100

QUALITY CONTROL DATA

Project: Eagle Valley P1R1
Pace Project No.: 50316496

QC Batch: 677653
QC Batch Method: SM 5310C
Analysis Method: SM 5310C
Analysis Description: 5310C Dissolved Organic Carbon
Laboratory: Pace Analytical Services - Indianapolis
Associated Lab Samples: 50316496001, 50316496002

METHOD BLANK: 3120515 Matrix: Water
Associated Lab Samples: 50316496001, 50316496002

Parameter	Units	Blank Result	Reporting Limit	Analyzed	Qualifiers
Dissolved Organic Carbon	mg/L	ND	1.0	05/23/22 09:11	

LABORATORY CONTROL SAMPLE: 3120516

Parameter	Units	Spike Conc.	LCS Result	LCS % Rec	% Rec Limits	Qualifiers
Dissolved Organic Carbon	mg/L	10	10.0	100	90-110	

MATRIX SPIKE & MATRIX SPIKE DUPLICATE: 3120517 3120518

Parameter	Units	50316506002 Result	MS Spike Conc.	MSD Spike Conc.	MS Result	MSD Result	MS % Rec	MSD % Rec	% Rec Limits	RPD	Max RPD	Qual
Dissolved Organic Carbon	mg/L	2.2	10	10	12.3	12.5	101	103	80-120	1	20	

MATRIX SPIKE & MATRIX SPIKE DUPLICATE: 3120519 3120520

Parameter	Units	50316507001 Result	MS Spike Conc.	MSD Spike Conc.	MS Result	MSD Result	MS % Rec	MSD % Rec	% Rec Limits	RPD	Max RPD	Qual
Dissolved Organic Carbon	mg/L	1.6	10	10	11.9	12.1	103	104	80-120	1	20	

Results presented on this page are in the units indicated by the "Units" column except where an alternate unit is presented to the right of the result.

REPORT OF LABORATORY ANALYSIS

This report shall not be reproduced, except in full,
without the written consent of Pace Analytical Services, LLC.

Pace Analytical Services, LLC
7726 Moller Road
Indianapolis, IN 46268
(317)228-3100

ANALYTICAL RESULTS - RADIOCHEMISTRY

Project: Eagle Valley P1R1
Pace Project No.: 50316496

Sample: MW-11S **Lab ID: 50316496001** Collected: 05/12/22 12:50 Received: 05/13/22 14:45 Matrix: Water
PWS: Site ID: Sample Type:

Parameters	Method	Act ± Unc (MDC) Carr Trac	Units	Analyzed	CAS No.	Qual
	Pace Analytical Services - Greensburg					
Radium-226	EPA 903.1	**0.0438 ± 0.285 (0.575) C:NA T:88%**	pCi/L	06/27/22 16:44	13982-63-3	
	Pace Analytical Services - Greensburg					
Radium-228	EPA 904.0	**0.220 ± 0.370 (0.806) C:76% T:88%**	pCi/L	06/21/22 16:00	15262-20-1	
	Pace Analytical Services - Greensburg					
Total Radium	Total Radium Calculation	**0.264 ± 0.655 (1.38)**	pCi/L	07/01/22 17:40	7440-14-4	

REPORT OF LABORATORY ANALYSIS

This report shall not be reproduced, except in full,
without the written consent of Pace Analytical Services, LLC.

Pace Analytical Services, LLC
7726 Moller Road
Indianapolis, IN 46268
(317)228-3100

ANALYTICAL RESULTS - RADIOCHEMISTRY

Project: Eagle Valley P1R1
Pace Project No.: 50316496

Sample: MW-12S **Lab ID: 50316496002** Collected: 05/12/22 14:35 Received: 05/13/22 14:45 Matrix: Water
PWS: Site ID: Sample Type:

Parameters	Method	Act ± Unc (MDC) Carr Trac	Units	Analyzed	CAS No.	Qual
	Pace Analytical Services - Greensburg					
Radium-226	EPA 903.1	**0.0513 ± 0.234 (0.378) C:NA T:87%**	pCi/L	06/27/22 16:44	13982-63-3	
	Pace Analytical Services - Greensburg					
Radium-228	EPA 904.0	**0.515 ± 0.372 (0.723) C:81% T:87%**	pCi/L	06/21/22 16:00	15262-20-1	
	Pace Analytical Services - Greensburg					
Total Radium	Total Radium Calculation	**0.566 ± 0.606 (1.10)**	pCi/L	07/01/22 17:40	7440-14-4	

REPORT OF LABORATORY ANALYSIS

This report shall not be reproduced, except in full,
without the written consent of Pace Analytical Services, LLC.

Pace Analytical Services, LLC
7726 Moller Road
Indianapolis, IN 46268
(317)228-3100

QUALITY CONTROL - RADIOCHEMISTRY

Project: Eagle Valley P1R1
Pace Project No.: 50316496

QC Batch: 510560
QC Batch Method: EPA 904.0
Analysis Method: EPA 904.0
Analysis Description: 904.0 Radium 228
Laboratory: Pace Analytical Services - Greensburg
Associated Lab Samples: 50316496001, 50316496002

METHOD BLANK: 2474591 Matrix: Water
Associated Lab Samples: 50316496001, 50316496002

Parameter	Act ± Unc (MDC) Carr Trac	Units	Analyzed	Qualifiers
Radium-228	0.140 ± 0.281 (0.619) C:75% T:91%	pCi/L	06/21/22 16:01	

Results presented on this page are in the units indicated by the "Units" column except where an alternate unit is presented to the right of the result.

REPORT OF LABORATORY ANALYSIS

This report shall not be reproduced, except in full,
without the written consent of Pace Analytical Services, LLC.

Pace Analytical Services, LLC
7726 Moller Road
Indianapolis, IN 46268
(317)228-3100

QUALITY CONTROL - RADIOCHEMISTRY

Project: Eagle Valley P1R1
Pace Project No.: 50316496

QC Batch: 510558
QC Batch Method: EPA 903.1
Analysis Method: EPA 903.1
Analysis Description: 903.1 Radium-226
Laboratory: Pace Analytical Services - Greensburg
Associated Lab Samples: 50316496001, 50316496002

METHOD BLANK: 2474589
Matrix: Water
Associated Lab Samples: 50316496001, 50316496002

Parameter	Act ± Unc (MDC) Carr Trac	Units	Analyzed	Qualifiers
Radium-226	0.0499 ± 0.228 (0.135) C:NA T:91%	pCi/L	06/27/22 17:13	

Results presented on this page are in the units indicated by the "Units" column except where an alternate unit is presented to the right of the result.

REPORT OF LABORATORY ANALYSIS

This report shall not be reproduced, except in full,
without the written consent of Pace Analytical Services, LLC.

Pace Analytical Services, LLC
7726 Moller Road
Indianapolis, IN 46268
(317)228-3100

QUALIFIERS

Project: Eagle Valley P1R1
Pace Project No.: 50316496

DEFINITIONS

DF - Dilution Factor, if reported, represents the factor applied to the reported data due to dilution of the sample aliquot.

ND - Not Detected at or above adjusted reporting limit.

TNTC - Too Numerous To Count

J - Estimated concentration above the adjusted method detection limit and below the adjusted reporting limit.

MDL - Adjusted Method Detection Limit.

PQL - Practical Quantitation Limit.

RL - Reporting Limit - The lowest concentration value that meets project requirements for quantitative data with known precision and bias for a specific analyte in a specific matrix.

S - Surrogate

1,2-Diphenylhydrazine decomposes to and cannot be separated from Azobenzene using Method 8270. The result for each analyte is a combined concentration.

Consistent with EPA guidelines, unrounded data are displayed and have been used to calculate % recovery and RPD values.

LCS(D) - Laboratory Control Sample (Duplicate)

MS(D) - Matrix Spike (Duplicate)

DUP - Sample Duplicate

RPD - Relative Percent Difference

NC - Not Calculable.

SG - Silica Gel - Clean-Up

U - Indicates the compound was analyzed for, but not detected.

N-Nitrosodiphenylamine decomposes and cannot be separated from Diphenylamine using Method 8270. The result reported for each analyte is a combined concentration.

Reported results are not rounded until the final step prior to reporting. Therefore, calculated parameters that are typically reported as "Total" may vary slightly from the sum of the reported component parameters.

Act - Activity

Unc - Uncertainty: SDWA = 1.96 sigma count uncertainty, all other matrices = Expanded Uncertainty (95% confidence interval). Gamma Spec = Expanded Uncertainty (95.4% Confidence Interval)

(MDC) - Minimum Detectable Concentration

Trac - Tracer Recovery (%)

Carr - Carrier Recovery (%)

Pace Analytical is TNI accredited. Contact your Pace PM for the current list of accredited analytes.

TNI - The NELAC Institute.

ANALYTE QUALIFIERS

H3	Sample was received or analysis requested beyond the recognized method holding time.
M0	Matrix spike recovery and/or matrix spike duplicate recovery was outside laboratory control limits.
M3	Matrix spike recovery was outside laboratory control limits due to matrix interferences.
N2	The lab does not hold NELAC/TNI accreditation for this parameter but other accreditations/certifications may apply. A complete list of accreditations/certifications is available upon request.
P6	Matrix spike recovery was outside laboratory control limits due to a parent sample concentration notably higher than the spike level.

This report shall not be reproduced, except in full,
without the written consent of Pace Analytical Services, LLC.

Pace Analytical Services, LLC
7726 Moller Road
Indianapolis, IN 46268
(317)228-3100

QUALITY CONTROL DATA CROSS REFERENCE TABLE

Project: Eagle Valley P1R1
Pace Project No.: 50316496

Lab ID	Sample ID	QC Batch Method	QC Batch	Analytical Method	Analytical Batch
50316496001	**MW-11S**	EPA 9056	678026		
50316496002	**MW-12S**	EPA 9056	678026		
50316496001	**MW-11S**	EPA 3010	677583	EPA 6010	678550
50316496002	**MW-12S**	EPA 3010	677583	EPA 6010	678550
50316496001	**MW-11S**	EPA 3010	677435	EPA 6010	677903
50316496002	**MW-12S**	EPA 3010	677435	EPA 6010	677903
50316496001	**MW-11S**	EPA 200.2	676701	EPA 6020	676994
50316496002	**MW-12S**	EPA 200.2	676701	EPA 6020	676994
50316496001	**MW-11S**	EPA 7470	677141	EPA 7470	677300
50316496002	**MW-12S**	EPA 7470	677141	EPA 7470	677300
50316496001	**MW-11S**	EPA 903.1	510558		
50316496002	**MW-12S**	EPA 903.1	510558		
50316496001	**MW-11S**	EPA 904.0	510560		
50316496002	**MW-12S**	EPA 904.0	510560		
50316496001	**MW-11S**	Total Radium Calculation	515969		
50316496002	**MW-12S**	Total Radium Calculation	515969		
50316496001	**MW-11S**	SM 2320B	677381		
50316496002	**MW-12S**	SM 2320B	677381		
50316496001	**MW-11S**	SM 2540C	677048		
50316496002	**MW-12S**	SM 2540C	677048		
50316496001	**MW-11S**	SM 4500-H+B	677473		
50316496002	**MW-12S**	SM 4500-H+B	677473		
50316496001	**MW-11S**	SM 4500-S2-D	676794		
50316496002	**MW-12S**	SM 4500-S2-D	676794		
50316496001	**MW-11S**	HACH 8146	678396		
50316496002	**MW-12S**	HACH 8146	678396		
50316496001	**MW-11S**	EPA 353.2	676224		
50316496002	**MW-12S**	EPA 353.2	676251		
50316496001	**MW-11S**	EPA 365.1	676638	EPA 365.1	677704
50316496002	**MW-12S**	EPA 365.1	676638	EPA 365.1	677704
50316496001	**MW-11S**	SM 5310C	678321		
50316496002	**MW-12S**	SM 5310C	678321		
50316496001	**MW-11S**	SM 5310C	677653		
50316496002	**MW-12S**	SM 5310C	677653		

This report shall not be reproduced, except in full,
without the written consent of Pace Analytical Services, LLC.

Pace Analytical
WWW.PACELABS.COM

CHAIN-OF-CUSTODY / Analytical Request Document

The Chain-of-Custody is a LEGAL DOCUMENT. All relevant fields must be completed accurately.

WO# : 50316496

50316496

Section A Required Client Information:		Section B Required Project Information:		Section C Invoice Information:	
Company:	Atlas Indianapolis	Report To:	Mark Breting	Attention:	Accounts Payab
Address:	7988 Centerpoint Drive	Copy To:		Company Name:	Atlas Indianap
	Indianapolis, IN 46256			Address:	
Email:	mark.breting@oneatlas.com	Purchase Order #:		Pace Quote:	
Phone:	NONE Fax:	Project Name:	Eagle Valley Profile 1 Report 1	Pace Project Manager:	hayden.putt@pacel
Requested Due Date:		Project #:		Pace Profile #:	10498/1

ITEM #	SAMPLE ID (One Character per box. (A-Z, 0-9 / , -) Sample Ids must be unique)	MATRIX CODE (see valid codes to left)	SAMPLE TYPE (G=GRAB C=COMP)	COLLECTED START DATE	COLLECTED START TIME	COLLECTED END DATE	COLLECTED END TIME	SAMPLE TEMP AT COLLECTION	# OF CONTAINERS	Preservatives: Unpreserved	H2SO4	HNO3	HCl	NaOH + ZnAcetate	Na2S2O3	Methanol	Other	Analyses Test Y/N	TDS / NO2,NO3-Wet	(Cl, F, SO4) IC	Metals, Total*	Metals Diss. Field Filtered**	Rad-228	Rad-226	Alkalinity, Ferrous Iron, pH	TOC by 5310C	DOC by 5310C	Sulfide	Phosphate		Residual Chlorine (Y/N)	
	Matrix codes: Drinking Water DW, Water WT, Waste Water WW, Product P, Soil/Solid SL, Oil OL, Wipe WP, Air AR, Other OT, Tissue TS																	Y								Y						
13	MW-6I	WT							11	3	3	4		1					X	X	X	X	X	X	X	X	X	X				
14	MW-6D	WT							11	3	3	4		1					X	X	X	X	X	X	X	X	X	X				
15	MW-7S	WT							11	3	3	4		1					X	X	X	X	X	X	X	X	X	X				
16	MW-8S	WT							11	3	3	4		1					X	X	X	X	X	X	X	X	X	X				
17	MW-9S	WT							11	3	3	4		1					X	X	X	X	X	X	X	X	X	X				
18	MW-9I	WT							11	3	3	4		1					X	X	X	X	X	X	X	X	X	X				
19	MW-9D	WT							11	3	3	4		1					X	X	X	X	X	X	X	X	X	X				
20	MW-10S	WT							11	3	3	4		1					X	X	X	X	X	X	X	X	X	X				
21	MW-11S	WT	G			5/12	1250		11	3	3	4		1					X	X	X	X	X	X	X	X	X	X				001
22	MW-11I	WT							11	3	3	4		1					X	X	X	X	X	X	X	X	X	X				
23	MW-11D	WT							11	3	3	4		1					X	X	X	X	X	X	X	X	X	X				
24	MW-12S	WT	G			5/12	1435		11	3	3	4		1					X	X	X	X	X	X	X	X	X	X				002

ADDITIONAL COMMENTS	RELINQUISHED BY / AFFILIATION	DATE	TIME	ACCEPTED BY / AFFILIATION	DATE	TIME
* Metals: 6010 (Al, Ba, B, Cd, Cr, Fe, Pb, Mn, Mo, Ca, Mg, Na, K, Li, SiO2)	SAMANTA LAX / ATLAS	5/12/22	1700		5/13/22	1335
6020 (Be, Co, As, Se, Sb, Tl). 7470 (Hg).		5/13/22	1445		5/13/22	1445
** Dissolved FF 6010 (Mo, Mn)						
Alkalinity = (Total , Bicarb & Carb)						

SAMPLE CONDITIONS			
TEMP in C	Received on Ice (Y/N)	Custody Sealed Cooler (Y/N)	Samples Intact (Y/N)
1.0	Y	N	Y

SAMPLER NAME AND SIGNATURE

PRINT Name of SAMPLER: SAMANTA LAX

SIGNATURE of SAMPLER: [signature] DATE Signed: 5/12/2022

SAMPLE CONDITION UPON RECEIPT FORM

Date/Time and Initials of person examining contents: MCS 5/13/22 1630

1. **Courier:** ☐ FED EX ☐ UPS ☐ CLIENT ☑ PACE ☐ USPS ☐ OTHER _____

2. **Custody Seal on Cooler/Box Present:** ☐ Yes ☑ No

(If yes)Seals Intact: ☐ Yes ☐ No **(leave blank if no seals were present)**

3. **Thermometer:** 1 2 3 4 5 6 A B C D E F

4. **Cooler Temperature(s):** 1.0/1.0 | | | |
(Initial/Corrected) RECORD TEMPS OF ALL COOLERS RECEIVED (use Comments below to add more)

5. **Packing Material:** ☑ Bubble Wrap ☑ Bubble Bags ☐ None ☐ Other _____

6. **Ice Type:** ☑ Wet ☐ Blue ☐ None

7. **If temp. is over 6°C or under 0°C, was the PM notified?:** ☐ Yes ☐ No
Cooler temp should be above freezing to 6°C

All discrepancies will be written out in the comments section below.

	Yes	No		Yes	No	N/A
USDA Regulated Soils? (HI, ID, NY, WA, OR,CA, NM, TX, OK, AR, LA, TN, AL, MS, NC, SC, GA, FL, or Puerto Rico)		✓	All containers needing acid/base preservation have been pH CHECKED?: **Exceptions: VOA, coliform, LLHg, O&G, RAD CHEM, and any container with a septum cap or preserved with HCl.** **Circle: HNO3 (<2) H2SO4 (<2) NaOH (>10) NaOH/ZnAc (>9)** Any non-conformance to pH recommendations will be noted on the container count form	✓		MCS ✓
Short Hold Time Analysis (48 hours or less)? **Analysis:** NO3	✓					
Time 5035A TC placed in Freezer or Short Holds To Lab	Time: 16:40			Present	Absent	N/A
			Residual Chlorine Check (SVOC 625 Pest/PCB 608)			✓
Rush TAT Requested (4 days or less):		✓	Residual Chlorine Check (Total/Amenable/Free Cyanide)			✓
Custody Signatures Present?	✓		Headspace Wisconsin Sulfide?			✓
Containers Intact?:	✓		Headspace in VOA Vials (>6mm): See Containter Count form for details	Present	Absent	No VOA Vials Sent ✓
Sample Label (IDs/Dates/Times) Match COC?: Except TCs, which only require sample ID	✓		Trip Blank Present?		✓	
Extra labels on Terracore Vials? (soils only)		✓	Trip Blank Custody Seals?:			✓

COMMENTS:

COC PAGE ____ of ____

Sample Container Count

** Place a RED dot on containers that are out of conformance **

COC Line Item	WGFU	SBS / DI / MeOH (only) / BK / Kit R	DG9H VG9H	VOA VIAL HS (>6mm)	VG9U	DG9U	VG9T	AG0U	AG1H	AG1U	AG2U	AG3S	AG3SF	AG3C	BP1U	BP1N	BP2U	BP3U	BP3N	BP3F	BP3S	BP3B	BP3Z	CG3H	Syringe Kit			Matrix	HNO3/ H2SO4 pH <2	NaOH/ ZNAc pH >9	NaOH pH>10
1																															
2																															
3																															
4																															
5																															
6																															
7																															
8																															
9												1	1			2	1	2	1	1	1		1					WT	✓	✓	
10																															
11																															
12												1	1			2	1	2	1	1	1		1					WT	✓	✓	

Container Codes

Glass

DG9H	40mL HCl amber voa vial	BG1T	1L Na Thiosulfate clear glass
DG9P	40mL TSP amber vial	BG1U	1L unpreserved glass
DG9S	40mL H2SO4 amber vial	BG3H	250mL HCl Clear Glass
DG9T	40mL Na Thio amber vial	BG3U	250mL Unpres Clear Glass
DG9U	40mL unpreserved amber vial	AG0U	100mL unpres amber glass
VG9H	40mL HCl clear vial	AG1H	1L HCl amber glass
VG9T	40mL Na Thio. clear vial	AG1S	1L H2SO4 amber glass
VG9U	40mL unpreserved clear vial	AG1T	1L Na Thiosulfate amber glass
I	40mL w/hexane wipe vial	AG1U	1liter unpres amber glass
WGKU	8oz unpreserved clear jar	AG2N	500mL HNO3 amber glass
WGFU	4oz clear soil jar	AG2S	500mL H2SO4 amber glass
JGFU	4oz unpreserved amber wide	AG2U	500mL unpres amber glass
CG3H	250mL clear glass HCl	AG3S	250mL H2SO4 amber glass
BG1H	1L HCl clear glass	AG3SF	250mL H2SO4 amb glass -field filtered
BG1S	1L H2SO4 clear glass	AG3U	250mL unpres amber glass
GN	General	AG3C	250mL NaOH amber glass

Plastic / Misc.

BP1B	1L NaOH plastic
BP1N	1L HNO3 plastic
BP1S	1L H2SO4 plastic
BP1U	1L unpreserved plastic
BP1Z	1L NaOH, Zn, Ac
BP2N	500mL HNO3 plastic
BP2C	500mL NaOH plastic
BP2S	500mL H2SO4 plastic
BP2U	500mL unpreserved plastic
BP2Z	500mL NaOH, Zn Ac
BP3B	250mL NaOH plastic
BP3N	250mL HNO3 plastic
BP3F	250mL HNO3 plastic-field filtered
BP3U	250mL unpreserved plastic
BP3S	250mL H2SO4 plastic
BP3Z	250mL NaOH, ZnAc plastic

BP4U	125mL unpreserved plastic
BP4N	125mL HNO3 plastic
BP4S	125mL H2SO4 plastic

Syringe Kit	LL Cr+6 sampling kit

AF	Air Filter
C	Air Cassettes
R	Terracore kit
SP5T	120mL Coliform Na Thiosulfate
U	Summa Can
ZPLC	Ziploc Bag

WT		Water	
SL		Solid	
NAL	OL	Non-aqueous liquid	Oil
WP		Wipe	

Pace Analytical Services, LLC
7726 Moller Road
Indianapolis, IN 46268
(317)228-3100

July 27, 2022

Mr. Mark Breting
ATC Group Services
7988 Centerpoint Drive
Suite 100
Indianapolis, IN 46256

RE: Project: Eagle Valley P1R2
Pace Project No.: 50316499

Dear Mr. Breting:

Enclosed are the analytical results for sample(s) received by the laboratory on May 13, 2022. The results relate only to the samples included in this report. Results reported herein conform to the applicable TNI/NELAC Standards and the laboratory's Quality Manual, where applicable, unless otherwise noted in the body of the report.

The test results provided in this final report were generated by each of the following laboratories within the Pace Network:

- Pace Analytical Services - Indianapolis
- Pace Analytical Services - Greensburg

If you have any questions concerning this report, please feel free to contact me.

Sincerely,

Randal Rastorfer

Randal Rastorfer for
Hayden Putt
hayden.putt@pacelabs.com
(317)228-3145
Project Manager

Enclosures

cc: Mr. Robert Miller, Haley & Aldrich

Pace Analytical Services, LLC
7726 Moller Road
Indianapolis, IN 46268
(317)228-3100

CERTIFICATIONS

Project: Eagle Valley P1R2
Pace Project No.: 50316499

Pace Analytical Services Pennsylvania

1638 Roseytown Rd Suites 2,3&4, Greensburg, PA 15601
ANAB DOD-ELAP Rad Accreditation #: L2417
Alabama Certification #: 41590
Arizona Certification #: AZ0734
Arkansas Certification
California Certification #: 04222CA
Colorado Certification #: PA01547
Connecticut Certification #: PH-0694
Delaware Certification
EPA Region 4 DW Rad
Florida/TNI Certification #: E87683
Georgia Certification #: C040
Florida: Cert E871149 SEKS WET
Guam Certification
Hawaii Certification
Idaho Certification
Illinois Certification
Indiana Certification
Iowa Certification #: 391
Kansas/TNI Certification #: E-10358
Kentucky Certification #: KY90133
KY WW Permit #: KY0098221
KY WW Permit #: KY0000221
Louisiana DHH/TNI Certification #: LA180012
Louisiana DEQ/TNI Certification #: 4086
Maine Certification #: 2017020
Maryland Certification #: 308
Massachusetts Certification #: M-PA1457
Michigan/PADEP Certification #: 9991
Missouri Certification #: 235
Montana Certification #: Cert0082
Nebraska Certification #: NE-OS-29-14
Nevada Certification #: PA014572018-1
New Hampshire/TNI Certification #: 297617
New Jersey/TNI Certification #: PA051
New Mexico Certification #: PA01457
New York/TNI Certification #: 10888
North Carolina Certification #: 42706
North Dakota Certification #: R-190
Ohio EPA Rad Approval: #41249
Oregon/TNI Certification #: PA200002-010
Pennsylvania/TNI Certification #: 65-00282
Puerto Rico Certification #: PA01457
Rhode Island Certification #: 65-00282
South Dakota Certification
Tennessee Certification #: 02867
Texas/TNI Certification #: T104704188-17-3
Utah/TNI Certification #: PA014572017-9
USDA Soil Permit #: P330-17-00091
Vermont Dept. of Health: ID# VT-0282
Virgin Island/PADEP Certification
Virginia/VELAP Certification #: 460198
Washington Certification #: C868
West Virginia DEP Certification #: 143
West Virginia DHHR Certification #: 9964C
Wisconsin Approve List for Rad
Wyoming Certification #: 8TMS-L

Pace Analytical Services Indianapolis

7726 Moller Road, Indianapolis, IN 46268
Illinois Accreditation #: 200074
Indiana Drinking Water Laboratory #: C-49-06
Kansas/TNI Certification #: E-10177
Kentucky UST Agency Interest #: 80226
Kentucky WW Laboratory ID #: 98019
Michigan Drinking Water Laboratory #9050
Ohio VAP Certified Laboratory #: CL0065
Oklahoma Laboratory #: 9204
Texas Certification #: T104704355
Wisconsin Laboratory #: 999788130
USDA Soil Permit #: P330-19-00257

This report shall not be reproduced, except in full,
without the written consent of Pace Analytical Services, LLC.

Pace Analytical Services, LLC
7726 Moller Road
Indianapolis, IN 46268
(317)228-3100

SAMPLE SUMMARY

Project: Eagle Valley P1R2
Pace Project No.: 50316499

Lab ID	Sample ID	Matrix	Date Collected	Date Received
50316499001	**MW-14S**	Water	05/12/22 09:45	05/13/22 14:45
50316499002	**MW-14I**	Water	05/12/22 10:17	05/13/22 14:45
50316499003	**MW-14D**	Water	05/12/22 11:02	05/13/22 14:45

REPORT OF LABORATORY ANALYSIS

This report shall not be reproduced, except in full,
without the written consent of Pace Analytical Services, LLC.

Pace Analytical Services, LLC
7726 Moller Road
Indianapolis, IN 46268
(317)228-3100

SAMPLE ANALYTE COUNT

Project: Eagle Valley P1R2
Pace Project No.: 50316499

Lab ID	Sample ID	Method	Analysts	Analytes Reported	Laboratory
50316499001	**MW-14S**	EPA 9056	BK1	3	PASI-I
		EPA 6010	MTM	12	PASI-I
		EPA 6010	JPK	2	PASI-I
		EPA 6020	CAW	4	PASI-I
		EPA 903.1	SLC	1	PASI-PA
		EPA 904.0	VAL	1	PASI-PA
		Total Radium Calculation	JAL	1	PASI-PA
		SM 2320B	TAY	3	PASI-I
		SM 2540C	BSW	1	PASI-I
		SM 4500-H+B	TRK	1	PASI-I
		SM 4500-S2-D	SWJ	1	PASI-I
		HACH 8146	ZM	1	PASI-I
		EPA 353.2	OAS	2	PASI-I
		EPA 365.1	ZM	1	PASI-I
		SM 5310C	MMS	1	PASI-I
		SM 5310C	ZM	1	PASI-I
50316499002	**MW-14I**	EPA 9056	BK1	3	PASI-I
		EPA 6010	MTM	12	PASI-I
		EPA 6010	JPK	2	PASI-I
		EPA 6020	CAW	4	PASI-I
		EPA 903.1	SLC	1	PASI-PA
		EPA 904.0	VAL	1	PASI-PA
		Total Radium Calculation	JAL	1	PASI-PA
		SM 2320B	TAY	3	PASI-I
		SM 2540C	BSW	1	PASI-I
		SM 4500-H+B	TRK	1	PASI-I
		SM 4500-S2-D	SWJ	1	PASI-I
		HACH 8146	ZM	1	PASI-I
		EPA 353.2	OAS	2	PASI-I
		EPA 365.1	ZM	1	PASI-I
		SM 5310C	MMS	1	PASI-I
		SM 5310C	ZM	1	PASI-I
50316499003	**MW-14D**	EPA 9056	BK1	3	PASI-I
		EPA 6010	MTM	12	PASI-I
		EPA 6010	JPK	2	PASI-I
		EPA 6020	CAW	4	PASI-I
		EPA 903.1	SLC	1	PASI-PA

This report shall not be reproduced, except in full,
without the written consent of Pace Analytical Services, LLC.

Pace Analytical Services, LLC
7726 Moller Road
Indianapolis, IN 46268
(317)228-3100

SAMPLE ANALYTE COUNT

Project: Eagle Valley P1R2
Pace Project No.: 50316499

Lab ID	Sample ID	Method	Analysts	Analytes Reported	Laboratory
		EPA 904.0	VAL	1	PASI-PA
		Total Radium Calculation	JAL	1	PASI-PA
		SM 2320B	TAY	3	PASI-I
		SM 2540C	BSW	1	PASI-I
		SM 4500-H+B	TRK	1	PASI-I
		SM 4500-S2-D	SWJ	1	PASI-I
		HACH 8146	ZM	1	PASI-I
		EPA 353.2	OAS	2	PASI-I
		EPA 365.1	ZM	1	PASI-I
		SM 5310C	MMS	1	PASI-I
		SM 5310C	ZM	1	PASI-I

PASI-I = Pace Analytical Services - Indianapolis
PASI-PA = Pace Analytical Services - Greensburg

This report shall not be reproduced, except in full,
without the written consent of Pace Analytical Services, LLC.

Pace Analytical Services, LLC
7726 Moller Road
Indianapolis, IN 46268
(317)228-3100

SUMMARY OF DETECTION

Project: Eagle Valley P1R2
Pace Project No.: 50316499

Lab Sample ID / Method	Client Sample ID / Parameters	Result	Units	Report Limit	Analyzed	Qualifiers
50316499001	**MW-14S**					
EPA 9056	Chloride	3.8	mg/L	0.25	05/26/22 12:17	
EPA 9056	Fluoride	0.10	mg/L	0.10	05/26/22 12:17	
EPA 9056	Sulfate	23.7	mg/L	0.25	05/26/22 12:17	
EPA 6010	Barium	26.5	ug/L	10.0	05/26/22 12:29	
EPA 6010	Boron	200	ug/L	100	05/26/22 12:29	
EPA 6010	Calcium	94200	ug/L	1000	05/26/22 12:29	
EPA 6010	Iron	183	ug/L	100	05/26/22 12:29	
EPA 6010	Magnesium	24100	ug/L	1000	05/26/22 12:29	
EPA 6010	Manganese	15.7	ug/L	10.0	05/26/22 12:29	
EPA 6010	Molybdenum	40.4	ug/L	10.0	05/26/22 12:29	
EPA 6010	Potassium	1640	ug/L	1000	05/26/22 12:29	
EPA 6010	Silica	11400	ug/L	450	05/26/22 12:29	N2
EPA 6010	Sodium	6010	ug/L	1000	05/26/22 12:29	
EPA 6010	Molybdenum, Dissolved	40.0	ug/L	10.0	05/24/22 03:43	
EPA 903.1	Radium-226	0.104 ± 0.289 (0.560) C:NA T:92%	pCi/L		06/27/22 16:00	
EPA 904.0	Radium-228	0.0988 ± 0.338 (0.766) C:69% T:92%	pCi/L		06/21/22 14:54	
Total Radium Calculation	Total Radium	0.203 ± 0.627 (1.33)	pCi/L		07/01/22 17:40	
SM 2320B	Alkalinity, Total as CaCO3	290	mg/L	2.0	05/20/22 19:54	
SM 2320B	Alkalinity,Bicarbonate (CaCO3)	290	mg/L	2.0	05/20/22 19:54	
SM 2540C	Total Dissolved Solids	390	mg/L	10.0	05/19/22 14:55	
SM 4500-H+B	pH at 25 Degrees C	7.5	Std. Units	0.10	05/20/22 18:45	H3
EPA 353.2	Nitrogen, Nitrate	10.1	mg/L	1.0	05/13/22 19:36	
SM 5310C	Dissolved Organic Carbon	1.3	mg/L	1.0	05/23/22 22:20	
50316499002	**MW-14I**					
EPA 9056	Chloride	85.0	mg/L	2.5	05/26/22 14:07	
EPA 9056	Sulfate	342	mg/L	25.0	05/26/22 14:26	
EPA 6010	Barium	24.3	ug/L	10.0	05/26/22 12:31	
EPA 6010	Boron	1610	ug/L	100	05/26/22 12:31	
EPA 6010	Calcium	159000	ug/L	1000	05/26/22 12:31	
EPA 6010	Lithium	30.1	ug/L	20.0	05/26/22 12:31	
EPA 6010	Magnesium	34200	ug/L	1000	05/26/22 12:31	
EPA 6010	Manganese	110	ug/L	10.0	05/26/22 12:31	
EPA 6010	Molybdenum	17.4	ug/L	10.0	05/26/22 12:31	
EPA 6010	Potassium	4110	ug/L	1000	05/26/22 12:31	
EPA 6010	Silica	14500	ug/L	450	05/26/22 12:31	N2
EPA 6010	Sodium	80700	ug/L	1000	05/26/22 12:31	
EPA 6010	Manganese, Dissolved	119	ug/L	10.0	05/24/22 03:45	
EPA 6010	Molybdenum, Dissolved	18.6	ug/L	10.0	05/24/22 03:45	

This report shall not be reproduced, except in full,
without the written consent of Pace Analytical Services, LLC.

Pace Analytical Services, LLC
7726 Moller Road
Indianapolis, IN 46268
(317)228-3100

SUMMARY OF DETECTION

Project: Eagle Valley P1R2
Pace Project No.: 50316499

Lab Sample ID / Method	Client Sample ID / Parameters	Result	Units	Report Limit	Analyzed	Qualifiers
50316499002	**MW-14I**					
EPA 903.1	Radium-226	0.350 ± 0.246 (0.119) C:NA T:91%	pCi/L		06/27/22 16:00	
EPA 904.0	Radium-228	0.569 ± 0.400 (0.768) C:71% T:91%	pCi/L		06/21/22 14:54	
Total Radium Calculation	Total Radium	0.919 ± 0.646 (0.887)	pCi/L		07/01/22 17:40	
SM 2320B	Alkalinity, Total as CaCO3	306	mg/L	2.0	05/20/22 19:54	
SM 2320B	Alkalinity,Bicarbonate (CaCO3)	306	mg/L	2.0	05/20/22 19:54	
SM 2540C	Total Dissolved Solids	952	mg/L	20.0	05/19/22 14:55	
SM 4500-H+B	pH at 25 Degrees C	7.4	Std. Units	0.10	05/20/22 19:45	H3
50316499003	**MW-14D**					
EPA 9056	Chloride	45.7	mg/L	2.5	05/26/22 15:03	
EPA 9056	Sulfate	173	mg/L	2.5	05/26/22 15:03	
EPA 6010	Barium	49.2	ug/L	10.0	05/26/22 12:34	
EPA 6010	Boron	2030	ug/L	100	05/26/22 12:34	
EPA 6010	Calcium	121000	ug/L	1000	05/26/22 12:34	
EPA 6010	Lithium	68.6	ug/L	20.0	05/26/22 12:34	
EPA 6010	Magnesium	28700	ug/L	1000	05/26/22 12:34	
EPA 6010	Molybdenum	88.7	ug/L	10.0	05/26/22 12:34	
EPA 6010	Potassium	4200	ug/L	1000	05/26/22 12:34	
EPA 6010	Silica	14000	ug/L	450	05/26/22 12:34	N2
EPA 6010	Sodium	50000	ug/L	1000	05/26/22 12:34	
EPA 6010	Molybdenum, Dissolved	84.6	ug/L	10.0	05/24/22 03:47	
EPA 903.1	Radium-226	0.0934 ± 0.448 (0.846) C:NA T:96%	pCi/L		06/27/22 16:00	
EPA 904.0	Radium-228	0.205 ± 0.310 (0.669) C:71% T:96%	pCi/L		06/21/22 14:54	
Total Radium Calculation	Total Radium	0.298 ± 0.758 (1.52)	pCi/L		07/01/22 17:40	
SM 2320B	Alkalinity, Total as CaCO3	313	mg/L	2.0	05/20/22 19:54	
SM 2320B	Alkalinity,Bicarbonate (CaCO3)	313	mg/L	2.0	05/20/22 19:54	
SM 2540C	Total Dissolved Solids	677	mg/L	10.0	05/19/22 14:55	
SM 4500-H+B	pH at 25 Degrees C	7.5	Std. Units	0.10	05/20/22 19:46	H3
EPA 353.2	Nitrogen, Nitrate	3.5	mg/L	0.10	05/13/22 19:22	

REPORT OF LABORATORY ANALYSIS

This report shall not be reproduced, except in full,
without the written consent of Pace Analytical Services, LLC.

Pace Analytical Services, LLC
7726 Moller Road
Indianapolis, IN 46268
(317)228-3100

ANALYTICAL RESULTS

Project: Eagle Valley P1R2
Pace Project No.: 50316499

Sample: MW-14S **Lab ID: 50316499001** Collected: 05/12/22 09:45 Received: 05/13/22 14:45 Matrix: Water

Parameters	Results	Units	Report Limit	DF	Prepared	Analyzed	CAS No.	Qual
9056 IC Anions	Analytical Method: EPA 9056							
	Pace Analytical Services - Indianapolis							
Chloride	**3.8**	mg/L	0.25	1		05/26/22 12:17	16887-00-6	
Fluoride	**0.10**	mg/L	0.10	1		05/26/22 12:17	16984-48-8	
Sulfate	**23.7**	mg/L	0.25	1		05/26/22 12:17	14808-79-8	
6010 MET ICP	Analytical Method: EPA 6010 Preparation Method: EPA 3010							
	Pace Analytical Services - Indianapolis							
Aluminum	ND	ug/L	200	1	05/25/22 08:57	05/26/22 12:29	7429-90-5	
Barium	**26.5**	ug/L	10.0	1	05/25/22 08:57	05/26/22 12:29	7440-39-3	
Boron	**200**	ug/L	100	1	05/25/22 08:57	05/26/22 12:29	7440-42-8	
Calcium	**94200**	ug/L	1000	1	05/25/22 08:57	05/26/22 12:29	7440-70-2	
Iron	**183**	ug/L	100	1	05/25/22 08:57	05/26/22 12:29	7439-89-6	
Lithium	ND	ug/L	20.0	1	05/25/22 08:57	05/26/22 12:29	7439-93-2	
Magnesium	**24100**	ug/L	1000	1	05/25/22 08:57	05/26/22 12:29	7439-95-4	
Manganese	**15.7**	ug/L	10.0	1	05/25/22 08:57	05/26/22 12:29	7439-96-5	
Molybdenum	**40.4**	ug/L	10.0	1	05/25/22 08:57	05/26/22 12:29	7439-98-7	
Potassium	**1640**	ug/L	1000	1	05/25/22 08:57	05/26/22 12:29	7440-09-7	
Silica	**11400**	ug/L	450	1	05/25/22 08:57	05/26/22 12:29	7631-86-9	N2
Sodium	**6010**	ug/L	1000	1	05/25/22 08:57	05/26/22 12:29	7440-23-5	
6010 MET ICP, Dissolved	Analytical Method: EPA 6010 Preparation Method: EPA 3010							
	Pace Analytical Services - Indianapolis							
Manganese, Dissolved	ND	ug/L	10.0	1	05/21/22 15:00	05/24/22 03:43	7439-96-5	
Molybdenum, Dissolved	**40.0**	ug/L	10.0	1	05/21/22 15:00	05/24/22 03:43	7439-98-7	
6020 MET ICPMS	Analytical Method: EPA 6020 Preparation Method: EPA 200.2							
	Pace Analytical Services - Indianapolis							
Antimony	ND	ug/L	1.0	1	05/18/22 14:45	05/19/22 19:23	7440-36-0	
Arsenic	ND	ug/L	1.0	1	05/18/22 14:45	05/19/22 19:23	7440-38-2	
Cobalt	ND	ug/L	1.0	1	05/18/22 14:45	05/19/22 19:23	7440-48-4	
Selenium	ND	ug/L	1.0	1	05/18/22 14:45	05/19/22 19:23	7782-49-2	
2320B Alkalinity	Analytical Method: SM 2320B							
	Pace Analytical Services - Indianapolis							
Alkalinity, Total as CaCO3	**290**	mg/L	2.0	1		05/20/22 19:54		
Alkalinity,Bicarbonate (CaCO3)	**290**	mg/L	2.0	1		05/20/22 19:54		
Alkalinity,Carbonate (CaCO3)	ND	mg/L	2.0	1		05/20/22 19:54		
2540C Total Dissolved Solids	Analytical Method: SM 2540C							
	Pace Analytical Services - Indianapolis							
Total Dissolved Solids	**390**	mg/L	10.0	1		05/19/22 14:55		
4500H+ pH, Electrometric	Analytical Method: SM 4500-H+B							
	Pace Analytical Services - Indianapolis							
pH at 25 Degrees C	**7.5**	Std. Units	0.10	1		05/20/22 18:45		H3

REPORT OF LABORATORY ANALYSIS

This report shall not be reproduced, except in full,
without the written consent of Pace Analytical Services, LLC.

Pace Analytical Services, LLC
7726 Moller Road
Indianapolis, IN 46268
(317)228-3100

ANALYTICAL RESULTS

Project: Eagle Valley P1R2
Pace Project No.: 50316499

Sample: MW-14S **Lab ID: 50316499001** Collected: 05/12/22 09:45 Received: 05/13/22 14:45 Matrix: Water

Parameters	Results	Units	Report Limit	DF	Prepared	Analyzed	CAS No.	Qual
4500S2D Sulfide Water	Analytical Method: SM 4500-S2-D Pace Analytical Services - Indianapolis							
Sulfide	ND	mg/L	0.10	1		05/18/22 09:12	18496-25-8	
Iron, Ferrous	Analytical Method: HACH 8146 Pace Analytical Services - Indianapolis							
Iron, Ferrous	ND	mg/L	0.20	1		05/25/22 21:42	15438-31-0	H3,N2
353.2 Nitrogen, NO2/NO3 unpres	Analytical Method: EPA 353.2 Pace Analytical Services - Indianapolis							
Nitrogen, Nitrate	**10.1**	mg/L	1.0	10		05/13/22 19:36	14797-55-8	
Nitrogen, Nitrite	ND	mg/L	1.0	10		05/13/22 19:36	14797-65-0	
365.1 Total Phosphorus	Analytical Method: EPA 365.1 Preparation Method: EPA 365.1 Pace Analytical Services - Indianapolis							
Phosphate as P04	ND	mg/L	0.15	1	05/17/22 13:00	05/21/22 09:42		
5310C TOC	Analytical Method: SM 5310C Pace Analytical Services - Indianapolis							
Total Organic Carbon	ND	mg/L	1.0	1		05/25/22 22:30	7440-44-0	
5310C Dissolved Organic Carbon	Analytical Method: SM 5310C Pace Analytical Services - Indianapolis							
Dissolved Organic Carbon	**1.3**	mg/L	1.0	1		05/23/22 22:20		

REPORT OF LABORATORY ANALYSIS

This report shall not be reproduced, except in full,
without the written consent of Pace Analytical Services, LLC.

Pace Analytical Services, LLC
7726 Moller Road
Indianapolis, IN 46268
(317)228-3100

ANALYTICAL RESULTS

Project: Eagle Valley P1R2
Pace Project No.: 50316499

Sample: MW-14I **Lab ID: 50316499002** Collected: 05/12/22 10:17 Received: 05/13/22 14:45 Matrix: Water

Parameters	Results	Units	Report Limit	DF	Prepared	Analyzed	CAS No.	Qual
9056 IC Anions	Analytical Method: EPA 9056							
	Pace Analytical Services - Indianapolis							
Chloride	**85.0**	mg/L	2.5	10		05/26/22 14:07	16887-00-6	
Fluoride	ND	mg/L	0.10	1		05/26/22 13:49	16984-48-8	
Sulfate	**342**	mg/L	25.0	100		05/26/22 14:26	14808-79-8	
6010 MET ICP	Analytical Method: EPA 6010 Preparation Method: EPA 3010							
	Pace Analytical Services - Indianapolis							
Aluminum	ND	ug/L	200	1	05/25/22 08:57	05/26/22 12:31	7429-90-5	
Barium	**24.3**	ug/L	10.0	1	05/25/22 08:57	05/26/22 12:31	7440-39-3	
Boron	**1610**	ug/L	100	1	05/25/22 08:57	05/26/22 12:31	7440-42-8	
Calcium	**159000**	ug/L	1000	1	05/25/22 08:57	05/26/22 12:31	7440-70-2	
Iron	ND	ug/L	100	1	05/25/22 08:57	05/26/22 12:31	7439-89-6	
Lithium	**30.1**	ug/L	20.0	1	05/25/22 08:57	05/26/22 12:31	7439-93-2	
Magnesium	**34200**	ug/L	1000	1	05/25/22 08:57	05/26/22 12:31	7439-95-4	
Manganese	**110**	ug/L	10.0	1	05/25/22 08:57	05/26/22 12:31	7439-96-5	
Molybdenum	**17.4**	ug/L	10.0	1	05/25/22 08:57	05/26/22 12:31	7439-98-7	
Potassium	**4110**	ug/L	1000	1	05/25/22 08:57	05/26/22 12:31	7440-09-7	
Silica	**14500**	ug/L	450	1	05/25/22 08:57	05/26/22 12:31	7631-86-9	N2
Sodium	**80700**	ug/L	1000	1	05/25/22 08:57	05/26/22 12:31	7440-23-5	
6010 MET ICP, Dissolved	Analytical Method: EPA 6010 Preparation Method: EPA 3010							
	Pace Analytical Services - Indianapolis							
Manganese, Dissolved	**119**	ug/L	10.0	1	05/21/22 15:00	05/24/22 03:45	7439-96-5	
Molybdenum, Dissolved	**18.6**	ug/L	10.0	1	05/21/22 15:00	05/24/22 03:45	7439-98-7	
6020 MET ICPMS	Analytical Method: EPA 6020 Preparation Method: EPA 200.2							
	Pace Analytical Services - Indianapolis							
Antimony	ND	ug/L	1.0	1	05/18/22 14:45	05/19/22 19:28	7440-36-0	
Arsenic	ND	ug/L	1.0	1	05/18/22 14:45	05/19/22 19:28	7440-38-2	
Cobalt	ND	ug/L	1.0	1	05/18/22 14:45	05/19/22 19:28	7440-48-4	
Selenium	ND	ug/L	1.0	1	05/18/22 14:45	05/19/22 19:28	7782-49-2	
2320B Alkalinity	Analytical Method: SM 2320B							
	Pace Analytical Services - Indianapolis							
Alkalinity, Total as CaCO3	**306**	mg/L	2.0	1		05/20/22 19:54		
Alkalinity,Bicarbonate (CaCO3)	**306**	mg/L	2.0	1		05/20/22 19:54		
Alkalinity,Carbonate (CaCO3)	ND	mg/L	2.0	1		05/20/22 19:54		
2540C Total Dissolved Solids	Analytical Method: SM 2540C							
	Pace Analytical Services - Indianapolis							
Total Dissolved Solids	**952**	mg/L	20.0	1		05/19/22 14:55		
4500H+ pH, Electrometric	Analytical Method: SM 4500-H+B							
	Pace Analytical Services - Indianapolis							
pH at 25 Degrees C	**7.4**	Std. Units	0.10	1		05/20/22 19:45		H3

REPORT OF LABORATORY ANALYSIS

This report shall not be reproduced, except in full,
without the written consent of Pace Analytical Services, LLC.

Pace Analytical Services, LLC
7726 Moller Road
Indianapolis, IN 46268
(317)228-3100

ANALYTICAL RESULTS

Project: Eagle Valley P1R2
Pace Project No.: 50316499

Sample: MW-14I **Lab ID: 50316499002** Collected: 05/12/22 10:17 Received: 05/13/22 14:45 Matrix: Water

Parameters	Results	Units	Report Limit	DF	Prepared	Analyzed	CAS No.	Qual
4500S2D Sulfide Water	Analytical Method: SM 4500-S2-D Pace Analytical Services - Indianapolis							
Sulfide	ND	mg/L	0.10	1		05/18/22 09:12	18496-25-8	
Iron, Ferrous	Analytical Method: HACH 8146 Pace Analytical Services - Indianapolis							
Iron, Ferrous	ND	mg/L	0.20	1		05/25/22 21:42	15438-31-0	H3,N2
353.2 Nitrogen, NO2/NO3 unpres	Analytical Method: EPA 353.2 Pace Analytical Services - Indianapolis							
Nitrogen, Nitrate	ND	mg/L	0.10	1		05/13/22 19:38	14797-55-8	
Nitrogen, Nitrite	ND	mg/L	0.10	1		05/13/22 19:38	14797-65-0	
365.1 Total Phosphorus	Analytical Method: EPA 365.1 Preparation Method: EPA 365.1 Pace Analytical Services - Indianapolis							
Phosphate as P04	ND	mg/L	0.15	1	05/17/22 13:00	05/21/22 09:43		
5310C TOC	Analytical Method: SM 5310C Pace Analytical Services - Indianapolis							
Total Organic Carbon	ND	mg/L	1.0	1		05/25/22 22:41	7440-44-0	
5310C Dissolved Organic Carbon	Analytical Method: SM 5310C Pace Analytical Services - Indianapolis							
Dissolved Organic Carbon	ND	mg/L	1.0	1		05/23/22 22:46		

REPORT OF LABORATORY ANALYSIS

This report shall not be reproduced, except in full,
without the written consent of Pace Analytical Services, LLC.

Pace Analytical Services, LLC
7726 Moller Road
Indianapolis, IN 46268
(317)228-3100

ANALYTICAL RESULTS

Project: Eagle Valley P1R2
Pace Project No.: 50316499

Sample: MW-14D **Lab ID: 50316499003** Collected: 05/12/22 11:02 Received: 05/13/22 14:45 Matrix: Water

Parameters	Results	Units	Report Limit	DF	Prepared	Analyzed	CAS No.	Qual
9056 IC Anions	Analytical Method: EPA 9056							
	Pace Analytical Services - Indianapolis							
Chloride	**45.7**	mg/L	2.5	10		05/26/22 15:03	16887-00-6	
Fluoride	ND	mg/L	0.10	1		05/26/22 14:44	16984-48-8	
Sulfate	**173**	mg/L	2.5	10		05/26/22 15:03	14808-79-8	
6010 MET ICP	Analytical Method: EPA 6010 Preparation Method: EPA 3010							
	Pace Analytical Services - Indianapolis							
Aluminum	ND	ug/L	200	1	05/25/22 08:57	05/26/22 12:34	7429-90-5	
Barium	**49.2**	ug/L	10.0	1	05/25/22 08:57	05/26/22 12:34	7440-39-3	
Boron	**2030**	ug/L	100	1	05/25/22 08:57	05/26/22 12:34	7440-42-8	
Calcium	**121000**	ug/L	1000	1	05/25/22 08:57	05/26/22 12:34	7440-70-2	
Iron	ND	ug/L	100	1	05/25/22 08:57	05/26/22 12:34	7439-89-6	
Lithium	**68.6**	ug/L	20.0	1	05/25/22 08:57	05/26/22 12:34	7439-93-2	
Magnesium	**28700**	ug/L	1000	1	05/25/22 08:57	05/26/22 12:34	7439-95-4	
Manganese	ND	ug/L	10.0	1	05/25/22 08:57	05/26/22 12:34	7439-96-5	
Molybdenum	**88.7**	ug/L	10.0	1	05/25/22 08:57	05/26/22 12:34	7439-98-7	
Potassium	**4200**	ug/L	1000	1	05/25/22 08:57	05/26/22 12:34	7440-09-7	
Silica	**14000**	ug/L	450	1	05/25/22 08:57	05/26/22 12:34	7631-86-9	N2
Sodium	**50000**	ug/L	1000	1	05/25/22 08:57	05/26/22 12:34	7440-23-5	
6010 MET ICP, Dissolved	Analytical Method: EPA 6010 Preparation Method: EPA 3010							
	Pace Analytical Services - Indianapolis							
Manganese, Dissolved	ND	ug/L	10.0	1	05/21/22 15:00	05/24/22 03:47	7439-96-5	
Molybdenum, Dissolved	**84.6**	ug/L	10.0	1	05/21/22 15:00	05/24/22 03:47	7439-98-7	
6020 MET ICPMS	Analytical Method: EPA 6020 Preparation Method: EPA 200.2							
	Pace Analytical Services - Indianapolis							
Antimony	ND	ug/L	1.0	1	05/18/22 14:45	05/19/22 19:42	7440-36-0	
Arsenic	ND	ug/L	1.0	1	05/18/22 14:45	05/19/22 19:42	7440-38-2	
Cobalt	ND	ug/L	1.0	1	05/18/22 14:45	05/19/22 19:42	7440-48-4	
Selenium	ND	ug/L	1.0	1	05/18/22 14:45	05/19/22 19:42	7782-49-2	
2320B Alkalinity	Analytical Method: SM 2320B							
	Pace Analytical Services - Indianapolis							
Alkalinity, Total as CaCO3	**313**	mg/L	2.0	1		05/20/22 19:54		
Alkalinity,Bicarbonate (CaCO3)	**313**	mg/L	2.0	1		05/20/22 19:54		
Alkalinity,Carbonate (CaCO3)	ND	mg/L	2.0	1		05/20/22 19:54		
2540C Total Dissolved Solids	Analytical Method: SM 2540C							
	Pace Analytical Services - Indianapolis							
Total Dissolved Solids	**677**	mg/L	10.0	1		05/19/22 14:55		
4500H+ pH, Electrometric	Analytical Method: SM 4500-H+B							
	Pace Analytical Services - Indianapolis							
pH at 25 Degrees C	**7.5**	Std. Units	0.10	1		05/20/22 19:46		H3

REPORT OF LABORATORY ANALYSIS

This report shall not be reproduced, except in full,
without the written consent of Pace Analytical Services, LLC.

Pace Analytical Services, LLC
7726 Moller Road
Indianapolis, IN 46268
(317)228-3100

ANALYTICAL RESULTS

Project: Eagle Valley P1R2
Pace Project No.: 50316499

Sample: MW-14D **Lab ID: 50316499003** Collected: 05/12/22 11:02 Received: 05/13/22 14:45 Matrix: Water

Parameters	Results	Units	Report Limit	DF	Prepared	Analyzed	CAS No.	Qual
4500S2D Sulfide Water	Analytical Method: SM 4500-S2-D Pace Analytical Services - Indianapolis							
Sulfide	ND	mg/L	0.10	1		05/18/22 09:12	18496-25-8	
Iron, Ferrous	Analytical Method: HACH 8146 Pace Analytical Services - Indianapolis							
Iron, Ferrous	ND	mg/L	0.20	1		05/25/22 21:48	15438-31-0	H3,N2
353.2 Nitrogen, NO2/NO3 unpres	Analytical Method: EPA 353.2 Pace Analytical Services - Indianapolis							
Nitrogen, Nitrate	**3.5**	mg/L	0.10	1		05/13/22 19:22	14797-55-8	
Nitrogen, Nitrite	ND	mg/L	0.10	1		05/13/22 19:22	14797-65-0	
365.1 Total Phosphorus	Analytical Method: EPA 365.1 Preparation Method: EPA 365.1 Pace Analytical Services - Indianapolis							
Phosphate as P04	ND	mg/L	0.15	1	05/17/22 13:00	05/21/22 09:45		
5310C TOC	Analytical Method: SM 5310C Pace Analytical Services - Indianapolis							
Total Organic Carbon	ND	mg/L	1.0	1		05/25/22 22:50	7440-44-0	
5310C Dissolved Organic Carbon	Analytical Method: SM 5310C Pace Analytical Services - Indianapolis							
Dissolved Organic Carbon	ND	mg/L	1.0	1		05/23/22 23:56		

REPORT OF LABORATORY ANALYSIS

This report shall not be reproduced, except in full,
without the written consent of Pace Analytical Services, LLC.

Pace Analytical Services, LLC
7726 Moller Road
Indianapolis, IN 46268
(317)228-3100

QUALITY CONTROL DATA

Project: Eagle Valley P1R2
Pace Project No.: 50316499

QC Batch: 678026
QC Batch Method: EPA 9056
Analysis Method: EPA 9056
Analysis Description: 9056 IC Anions
Laboratory: Pace Analytical Services - Indianapolis
Associated Lab Samples: 50316499001, 50316499002, 50316499003

METHOD BLANK: 3121712 Matrix: Water
Associated Lab Samples: 50316499001, 50316499002, 50316499003

Parameter	Units	Blank Result	Reporting Limit	Analyzed	Qualifiers
Chloride	mg/L	ND	0.25	05/26/22 10:08	
Fluoride	mg/L	ND	0.10	05/26/22 10:08	
Sulfate	mg/L	ND	0.25	05/26/22 10:08	

LABORATORY CONTROL SAMPLE: 3121713

Parameter	Units	Spike Conc.	LCS Result	LCS % Rec	% Rec Limits	Qualifiers
Chloride	mg/L	1.2	1.2	94	80-120	
Fluoride	mg/L	0.5	0.56	112	80-120	
Sulfate	mg/L	2.5	2.5	102	80-120	

MATRIX SPIKE & MATRIX SPIKE DUPLICATE: 3121714 3121715

Parameter	Units	50316506002 Result	MS Spike Conc.	MSD Spike Conc.	MS Result	MSD Result	MS % Rec	MSD % Rec	% Rec Limits	RPD	Max RPD	Qual
Chloride	mg/L	140	125	125	252	251	89	89	80-120	0	15	
Fluoride	mg/L	0.29	0.5	0.5	0.86	0.86	114	115	80-120	1	15	
Sulfate	mg/L	405	250	250	623	619	87	86	80-120	1	15	

Results presented on this page are in the units indicated by the "Units" column except where an alternate unit is presented to the right of the result.

REPORT OF LABORATORY ANALYSIS

This report shall not be reproduced, except in full,
without the written consent of Pace Analytical Services, LLC.

Pace Analytical Services, LLC
7726 Moller Road
Indianapolis, IN 46268
(317)228-3100

QUALITY CONTROL DATA

Project: Eagle Valley P1R2
Pace Project No.: 50316499

QC Batch: 677583
QC Batch Method: EPA 3010
Analysis Method: EPA 6010
Analysis Description: 6010 MET
Laboratory: Pace Analytical Services - Indianapolis
Associated Lab Samples: 50316499001, 50316499002, 50316499003

METHOD BLANK: 3120339 Matrix: Water
Associated Lab Samples: 50316499001, 50316499002, 50316499003

Parameter	Units	Blank Result	Reporting Limit	Analyzed	Qualifiers
Aluminum	ug/L	ND	200	05/26/22 12:03	
Barium	ug/L	ND	10.0	05/26/22 12:03	
Boron	ug/L	ND	100	05/26/22 12:03	
Calcium	ug/L	ND	1000	05/26/22 12:03	
Iron	ug/L	ND	100	05/26/22 12:03	
Lithium	ug/L	ND	20.0	05/26/22 12:03	
Magnesium	ug/L	ND	1000	05/26/22 12:03	
Manganese	ug/L	ND	10.0	05/26/22 12:03	
Molybdenum	ug/L	ND	10.0	05/26/22 12:03	
Potassium	ug/L	ND	1000	05/26/22 12:03	
Silica	ug/L	ND	450	05/26/22 12:03	N2
Sodium	ug/L	ND	1000	05/26/22 12:03	

LABORATORY CONTROL SAMPLE: 3120340

Parameter	Units	Spike Conc.	LCS Result	LCS % Rec	% Rec Limits	Qualifiers
Aluminum	ug/L	10000	9430	94	80-120	
Barium	ug/L	1000	976	98	80-120	
Boron	ug/L	1000	929	93	80-120	
Calcium	ug/L	10000	9690	97	80-120	
Iron	ug/L	10000	9430	94	80-120	
Lithium	ug/L	1000	1020	102	80-120	
Magnesium	ug/L	10000	9240	92	80-120	
Manganese	ug/L	1000	936	94	80-120	
Molybdenum	ug/L	1000	983	98	80-120	
Potassium	ug/L	10000	9460	95	80-120	
Silica	ug/L	10700	9950	93	80-120	N2
Sodium	ug/L	10000	9710	97	80-120	

MATRIX SPIKE & MATRIX SPIKE DUPLICATE: 3120341 3120342

Parameter	Units	50316506002 Result	MS Spike Conc.	MSD Spike Conc.	MS Result	MSD Result	MS % Rec	MSD % Rec	% Rec Limits	RPD	Max RPD	Qual
Aluminum	ug/L	ND	10000	10000	9740	10200	97	102	75-125	5	20	
Barium	ug/L	127	1000	1000	1120	1170	99	104	75-125	4	20	
Boron	ug/L	723	1000	1000	1690	1760	97	103	75-125	4	20	
Calcium	ug/L	174000	10000	10000	188000	193000	137	184	75-125	2	20	P6

Results presented on this page are in the units indicated by the "Units" column except where an alternate unit is presented to the right of the result.

REPORT OF LABORATORY ANALYSIS

This report shall not be reproduced, except in full,
without the written consent of Pace Analytical Services, LLC.

Pace Analytical Services, LLC
7726 Moller Road
Indianapolis, IN 46268
(317)228-3100

QUALITY CONTROL DATA

Project: Eagle Valley P1R2
Pace Project No.: 50316499

MATRIX SPIKE & MATRIX SPIKE DUPLICATE: 3120341 3120342

Parameter	Units	50316506002 Result	MS Spike Conc.	MSD Spike Conc.	MS Result	MSD Result	MS % Rec	MSD % Rec	% Rec Limits	RPD	Max RPD	Qual
Iron	ug/L	ND	10000	10000	9270	9680	93	97	75-125	4	20	
Lithium	ug/L	26.2	1000	1000	1140	1180	111	116	75-125	4	20	
Magnesium	ug/L	45400	10000	10000	55000	56100	96	107	75-125	2	20	
Manganese	ug/L	17.3	1000	1000	943	981	93	96	75-125	4	20	
Molybdenum	ug/L	25.6	1000	1000	1040	1080	102	105	75-125	3	20	
Potassium	ug/L	5970	10000	10000	16500	17200	106	112	75-125	4	20	
Silica	ug/L	15100	10700	10700	25500	26200	97	104	75-125	3	20	N2
Sodium	ug/L	97800	10000	10000	111000	114000	134	164	75-125	3	20	P6

MATRIX SPIKE & MATRIX SPIKE DUPLICATE: 3120343 3120344

Parameter	Units	50316507001 Result	MS Spike Conc.	MSD Spike Conc.	MS Result	MSD Result	MS % Rec	MSD % Rec	% Rec Limits	RPD	Max RPD	Qual
Aluminum	ug/L	ND	10000	10000	10100	9820	101	98	75-125	2	20	
Barium	ug/L	36.8	1000	1000	1020	1020	98	99	75-125	0	20	
Boron	ug/L	8280	1000	1000	10200	9760	190	148	75-125	4	20	P6
Calcium	ug/L	232000	10000	10000	258000	258000	262	262	75-125	0	20	P6
Iron	ug/L	ND	10000	10000	9500	9220	95	92	75-125	3	20	
Lithium	ug/L	101	1000	1000	1230	1220	113	112	75-125	0	20	
Magnesium	ug/L	70800	10000	10000	86800	82800	160	121	75-125	5	20	P6
Manganese	ug/L	18.3	1000	1000	969	940	95	92	75-125	3	20	
Molybdenum	ug/L	165	1000	1000	1200	1180	104	102	75-125	2	20	
Potassium	ug/L	15300	10000	10000	27000	26800	117	116	75-125	1	20	
Silica	ug/L	12200	10700	10700	23800	23100	109	102	75-125	3	20	N2
Sodium	ug/L	89200	10000	10000	106000	105000	166	154	75-125	1	20	P6

Results presented on this page are in the units indicated by the "Units" column except where an alternate unit is presented to the right of the result.

REPORT OF LABORATORY ANALYSIS

This report shall not be reproduced, except in full,
without the written consent of Pace Analytical Services, LLC.

Pace Analytical Services, LLC
7726 Moller Road
Indianapolis, IN 46268
(317)228-3100

QUALITY CONTROL DATA

Project: Eagle Valley P1R2
Pace Project No.: 50316499

QC Batch: 677435
QC Batch Method: EPA 3010
Analysis Method: EPA 6010
Analysis Description: 6010 MET Dissolved
Laboratory: Pace Analytical Services - Indianapolis
Associated Lab Samples: 50316499001, 50316499002, 50316499003

METHOD BLANK: 3119311 Matrix: Water
Associated Lab Samples: 50316499001, 50316499002, 50316499003

Parameter	Units	Blank Result	Reporting Limit	Analyzed	Qualifiers
Manganese, Dissolved	ug/L	ND	10.0	05/24/22 03:13	
Molybdenum, Dissolved	ug/L	ND	10.0	05/24/22 03:13	

LABORATORY CONTROL SAMPLE: 3119312

Parameter	Units	Spike Conc.	LCS Result	LCS % Rec	% Rec Limits	Qualifiers
Manganese, Dissolved	ug/L	1000	988	99	80-120	
Molybdenum, Dissolved	ug/L	1000	1020	102	80-120	

MATRIX SPIKE & MATRIX SPIKE DUPLICATE: 3119313 3119314

Parameter	Units	50316506002 Result	MS Spike Conc.	MSD Spike Conc.	MS Result	MSD Result	MS % Rec	MSD % Rec	% Rec Limits	RPD	Max RPD	Qual
Manganese, Dissolved	ug/L	20.8	1000	1000	988	993	97	97	75-125	0	20	
Molybdenum, Dissolved	ug/L	27.4	1000	1000	1050	1050	102	102	75-125	0	20	

Results presented on this page are in the units indicated by the "Units" column except where an alternate unit is presented to the right of the result.

REPORT OF LABORATORY ANALYSIS

This report shall not be reproduced, except in full,
without the written consent of Pace Analytical Services, LLC.

Pace Analytical Services, LLC
7726 Moller Road
Indianapolis, IN 46268
(317)228-3100

QUALITY CONTROL DATA

Project: Eagle Valley P1R2
Pace Project No.: 50316499

QC Batch: 676844
QC Batch Method: EPA 200.2
Analysis Method: EPA 6020
Analysis Description: 6020 MET
Laboratory: Pace Analytical Services - Indianapolis
Associated Lab Samples: 50316499001, 50316499002, 50316499003

METHOD BLANK: 3116230 Matrix: Water
Associated Lab Samples: 50316499001, 50316499002, 50316499003

Parameter	Units	Blank Result	Reporting Limit	Analyzed	Qualifiers
Antimony	ug/L	ND	1.0	05/19/22 17:18	
Arsenic	ug/L	ND	1.0	05/19/22 17:18	
Cobalt	ug/L	ND	1.0	05/19/22 17:18	
Selenium	ug/L	ND	1.0	05/19/22 17:18	

LABORATORY CONTROL SAMPLE: 3116231

Parameter	Units	Spike Conc.	LCS Result	LCS % Rec	% Rec Limits	Qualifiers
Antimony	ug/L	40	42.2	106	80-120	
Arsenic	ug/L	40	39.2	98	80-120	
Cobalt	ug/L	40	41.8	105	80-120	
Selenium	ug/L	40	39.4	98	80-120	

MATRIX SPIKE & MATRIX SPIKE DUPLICATE: 3116232 3116233

Parameter	Units	50315566010 Result	MS Spike Conc.	MSD Spike Conc.	MS Result	MSD Result	MS % Rec	MSD % Rec	% Rec Limits	RPD	Max RPD	Qual
Antimony	ug/L	ND	40	40	43.3	43.7	108	109	75-125	1	20	
Arsenic	ug/L	ND	40	40	39.5	39.0	98	97	75-125	1	20	
Cobalt	ug/L	ND	40	40	40.4	41.0	101	102	75-125	2	20	
Selenium	ug/L	ND	40	40	40.2	38.3	100	96	75-125	5	20	

Results presented on this page are in the units indicated by the "Units" column except where an alternate unit is presented to the right of the result.

REPORT OF LABORATORY ANALYSIS

This report shall not be reproduced, except in full,
without the written consent of Pace Analytical Services, LLC.

Pace Analytical Services, LLC
7726 Moller Road
Indianapolis, IN 46268
(317)228-3100

QUALITY CONTROL DATA

Project: Eagle Valley P1R2
Pace Project No.: 50316499

QC Batch: 677381 | Analysis Method: SM 2320B
QC Batch Method: SM 2320B | Analysis Description: 2320B Alkalinity
Laboratory: Pace Analytical Services - Indianapolis
Associated Lab Samples: 50316499001, 50316499002, 50316499003

METHOD BLANK: 3118900 Matrix: Water
Associated Lab Samples: 50316499001, 50316499002, 50316499003

Parameter	Units	Blank Result	Reporting Limit	Analyzed	Qualifiers
Alkalinity, Total as CaCO3	mg/L	ND	2.0	05/20/22 19:54	
Alkalinity,Bicarbonate (CaCO3)	mg/L	ND	2.0	05/20/22 19:54	
Alkalinity,Carbonate (CaCO3)	mg/L	ND	2.0	05/20/22 19:54	

LABORATORY CONTROL SAMPLE: 3118901

Parameter	Units	Spike Conc.	LCS Result	LCS % Rec	% Rec Limits	Qualifiers
Alkalinity, Total as CaCO3	mg/L	50	53.0	106	90-110	

SAMPLE DUPLICATE: 3118903

Parameter	Units	50316506002 Result	Dup Result	RPD	Max RPD	Qualifiers
Alkalinity, Total as CaCO3	mg/L	289	296	2	20	
Alkalinity,Bicarbonate (CaCO3)	mg/L	289	296	2	20	
Alkalinity,Carbonate (CaCO3)	mg/L	ND	ND		20	

SAMPLE DUPLICATE: 3118904

Parameter	Units	50316507001 Result	Dup Result	RPD	Max RPD	Qualifiers
Alkalinity, Total as CaCO3	mg/L	436	442	1	20	
Alkalinity,Bicarbonate (CaCO3)	mg/L	436	442	1	20	
Alkalinity,Carbonate (CaCO3)	mg/L	ND	ND		20	

Results presented on this page are in the units indicated by the "Units" column except where an alternate unit is presented to the right of the result.

REPORT OF LABORATORY ANALYSIS

This report shall not be reproduced, except in full,
without the written consent of Pace Analytical Services, LLC.

Pace Analytical Services, LLC
7726 Moller Road
Indianapolis, IN 46268
(317)228-3100

QUALITY CONTROL DATA

Project: Eagle Valley P1R2
Pace Project No.: 50316499

QC Batch: 677048 | Analysis Method: SM 2540C
QC Batch Method: SM 2540C | Analysis Description: 2540C Total Dissolved Solids
Laboratory: Pace Analytical Services - Indianapolis
Associated Lab Samples: 50316499001, 50316499002, 50316499003

METHOD BLANK: 3117317 Matrix: Water
Associated Lab Samples: 50316499001, 50316499002, 50316499003

Parameter	Units	Blank Result	Reporting Limit	Analyzed	Qualifiers
Total Dissolved Solids	mg/L	ND	10.0	05/19/22 14:49	

LABORATORY CONTROL SAMPLE: 3117318

Parameter	Units	Spike Conc.	LCS Result	LCS % Rec	% Rec Limits	Qualifiers
Total Dissolved Solids	mg/L	300	299	100	80-120	

SAMPLE DUPLICATE: 3117319

Parameter	Units	50316448002 Result	Dup Result	RPD	Max RPD	Qualifiers
Total Dissolved Solids	mg/L	2530	2520	0	10	

SAMPLE DUPLICATE: 3117320

Parameter	Units	50316481022 Result	Dup Result	RPD	Max RPD	Qualifiers
Total Dissolved Solids	mg/L	588	584	1	10	

Results presented on this page are in the units indicated by the "Units" column except where an alternate unit is presented to the right of the result.

REPORT OF LABORATORY ANALYSIS

This report shall not be reproduced, except in full,
without the written consent of Pace Analytical Services, LLC.

Pace Analytical Services, LLC
7726 Moller Road
Indianapolis, IN 46268
(317)228-3100

QUALITY CONTROL DATA

Project: Eagle Valley P1R2
Pace Project No.: 50316499

QC Batch: 677473
QC Batch Method: SM 4500-H+B
Analysis Method: SM 4500-H+B
Analysis Description: 4500H+B pH
Laboratory: Pace Analytical Services - Indianapolis

Associated Lab Samples: 50316499001

SAMPLE DUPLICATE: 3119836

Parameter	Units	50316343003 Result	Dup Result	RPD	Max RPD	Qualifiers
pH at 25 Degrees C	Std. Units	6.9	7.0	1	2	H3

SAMPLE DUPLICATE: 3119837

Parameter	Units	50316499001 Result	Dup Result	RPD	Max RPD	Qualifiers
pH at 25 Degrees C	Std. Units	7.5	7.5	0	2	H3

Results presented on this page are in the units indicated by the "Units" column except where an alternate unit is presented to the right of the result.

REPORT OF LABORATORY ANALYSIS

This report shall not be reproduced, except in full,
without the written consent of Pace Analytical Services, LLC.

Pace Analytical Services, LLC
7726 Moller Road
Indianapolis, IN 46268
(317)228-3100

QUALITY CONTROL DATA

Project: Eagle Valley P1R2
Pace Project No.: 50316499

QC Batch: 677484
QC Batch Method: SM 4500-H+B
Analysis Method: SM 4500-H+B
Analysis Description: 4500H+B pH
Laboratory: Pace Analytical Services - Indianapolis

Associated Lab Samples: 50316499002, 50316499003

SAMPLE DUPLICATE: 3119900

Parameter	Units	50316506002 Result	Dup Result	RPD	Max RPD	Qualifiers
pH at 25 Degrees C	Std. Units	7.5	7.5	0	2	H3

SAMPLE DUPLICATE: 3119901

Parameter	Units	50316507001 Result	Dup Result	RPD	Max RPD	Qualifiers
pH at 25 Degrees C	Std. Units	6.9	7.0	1	2	H3

Results presented on this page are in the units indicated by the "Units" column except where an alternate unit is presented to the right of the result.

REPORT OF LABORATORY ANALYSIS

This report shall not be reproduced, except in full,
without the written consent of Pace Analytical Services, LLC.

Pace Analytical Services, LLC
7726 Moller Road
Indianapolis, IN 46268
(317)228-3100

QUALITY CONTROL DATA

Project: Eagle Valley P1R2
Pace Project No.: 50316499

QC Batch: 676795
QC Batch Method: SM 4500-S2-D
Analysis Method: SM 4500-S2-D
Analysis Description: 4500S2D Sulfide Water
Laboratory: Pace Analytical Services - Indianapolis
Associated Lab Samples: 50316499001, 50316499002, 50316499003

METHOD BLANK: 3116028 Matrix: Water
Associated Lab Samples: 50316499001, 50316499002, 50316499003

Parameter	Units	Blank Result	Reporting Limit	Analyzed	Qualifiers
Sulfide	mg/L	ND	0.10	05/18/22 09:12	

LABORATORY CONTROL SAMPLE: 3116029

Parameter	Units	Spike Conc.	LCS Result	LCS % Rec	% Rec Limits	Qualifiers
Sulfide	mg/L	0.5	0.46	92	90-110	

MATRIX SPIKE & MATRIX SPIKE DUPLICATE: 3116030 3116031

Parameter	Units	50316506002 Result	MS Spike Conc.	MSD Spike Conc.	MS Result	MSD Result	MS % Rec	MSD % Rec	% Rec Limits	RPD	Max RPD	Qual
Sulfide	mg/L	ND	0.5	0.5	0.55	0.55	110	110	90-110	1	20	

MATRIX SPIKE & MATRIX SPIKE DUPLICATE: 3116032 3116033

Parameter	Units	50316478003 Result	MS Spike Conc.	MSD Spike Conc.	MS Result	MSD Result	MS % Rec	MSD % Rec	% Rec Limits	RPD	Max RPD	Qual
Sulfide	mg/L	ND	0.5	0.5	0.54	0.53	107	106	90-110	2	20	

Results presented on this page are in the units indicated by the "Units" column except where an alternate unit is presented to the right of the result.

REPORT OF LABORATORY ANALYSIS

This report shall not be reproduced, except in full,
without the written consent of Pace Analytical Services, LLC.

Pace Analytical Services, LLC
7726 Moller Road
Indianapolis, IN 46268
(317)228-3100

QUALITY CONTROL DATA

Project: Eagle Valley P1R2
Pace Project No.: 50316499

QC Batch: 678396 | Analysis Method: HACH 8146
QC Batch Method: HACH 8146 | Analysis Description: Iron, Ferrous
Laboratory: Pace Analytical Services - Indianapolis
Associated Lab Samples: 50316499001, 50316499002, 50316499003

METHOD BLANK: 3123107 Matrix: Water
Associated Lab Samples: 50316499001, 50316499002, 50316499003

Parameter	Units	Blank Result	Reporting Limit	Analyzed	Qualifiers
Iron, Ferrous	mg/L	ND	0.20	05/25/22 21:41	H3,N2

LABORATORY CONTROL SAMPLE: 3123108

Parameter	Units	Spike Conc.	LCS Result	LCS % Rec	% Rec Limits	Qualifiers
Iron, Ferrous	mg/L	1	1.0	101	90-110	H3,N2

MATRIX SPIKE & MATRIX SPIKE DUPLICATE: 3123109 3123110

Parameter	Units	50316506002 Result	MS Spike Conc.	MSD Spike Conc.	MS Result	MSD Result	MS % Rec	MSD % Rec	% Rec Limits	RPD	Max RPD	Qual
Iron, Ferrous	mg/L	ND	1	1	1.0	0.97	102	97	90-110	5	20	H3,N2

MATRIX SPIKE SAMPLE: 3123111

Parameter	Units	50316499003 Result	Spike Conc.	MS Result	MS % Rec	% Rec Limits	Qualifiers
Iron, Ferrous	mg/L	ND	1	0.98	98	90-110	H3,N2

Results presented on this page are in the units indicated by the "Units" column except where an alternate unit is presented to the right of the result.

REPORT OF LABORATORY ANALYSIS

This report shall not be reproduced, except in full,
without the written consent of Pace Analytical Services, LLC.

Pace Analytical Services, LLC
7726 Moller Road
Indianapolis, IN 46268
(317)228-3100

QUALITY CONTROL DATA

Project: Eagle Valley P1R2
Pace Project No.: 50316499

QC Batch: 676224
QC Batch Method: EPA 353.2
Analysis Method: EPA 353.2
Analysis Description: 353.2 Nitrate + Nitrite, Unpres.
Laboratory: Pace Analytical Services - Indianapolis
Associated Lab Samples: 50316499001, 50316499002, 50316499003

METHOD BLANK: 3113922 Matrix: Water
Associated Lab Samples: 50316499001, 50316499002, 50316499003

Parameter	Units	Blank Result	Reporting Limit	Analyzed	Qualifiers
Nitrogen, Nitrate	mg/L	ND	0.10	05/13/22 19:05	
Nitrogen, Nitrite	mg/L	ND	0.10	05/13/22 19:05	

LABORATORY CONTROL SAMPLE: 3113923

Parameter	Units	Spike Conc.	LCS Result	LCS % Rec	% Rec Limits	Qualifiers
Nitrogen, Nitrate	mg/L	1	0.98	98	90-110	
Nitrogen, Nitrite	mg/L	1	0.95	95	90-110	

MATRIX SPIKE & MATRIX SPIKE DUPLICATE: 3113924 3113925

Parameter	Units	50316506002 Result	MS Spike Conc.	MSD Spike Conc.	MS Result	MSD Result	MS % Rec	MSD % Rec	% Rec Limits	RPD	Max RPD	Qual
Nitrogen, Nitrate	mg/L	0.18	1	1	1.2	1.2	102	103	90-110	1	20	
Nitrogen, Nitrite	mg/L	ND	1	1	0.99	0.99	99	99	90-110	0	20	

MATRIX SPIKE SAMPLE: 3113926

Parameter	Units	50316499003 Result	Spike Conc.	MS Result	MS % Rec	% Rec Limits	Qualifiers
Nitrogen, Nitrate	mg/L	3.5	1	4.4	94	90-110	
Nitrogen, Nitrite	mg/L	ND	1	1.0	95	90-110	

Results presented on this page are in the units indicated by the "Units" column except where an alternate unit is presented to the right of the result.

REPORT OF LABORATORY ANALYSIS

This report shall not be reproduced, except in full,
without the written consent of Pace Analytical Services, LLC.

Pace Analytical Services, LLC
7726 Moller Road
Indianapolis, IN 46268
(317)228-3100

QUALITY CONTROL DATA

Project: Eagle Valley P1R2
Pace Project No.: 50316499

QC Batch: 676638
QC Batch Method: EPA 365.1
Analysis Method: EPA 365.1
Analysis Description: 365.1 Total Phosphorus
Laboratory: Pace Analytical Services - Indianapolis
Associated Lab Samples: 50316499001, 50316499002

METHOD BLANK: 3115299 Matrix: Water
Associated Lab Samples: 50316499001, 50316499002

Parameter	Units	Blank Result	Reporting Limit	Analyzed	Qualifiers
Phosphate as P04	mg/L	ND	0.15	05/21/22 09:26	

LABORATORY CONTROL SAMPLE: 3115300

Parameter	Units	Spike Conc.	LCS Result	LCS % Rec	% Rec Limits	Qualifiers
Phosphate as P04	mg/L		1.5			

MATRIX SPIKE & MATRIX SPIKE DUPLICATE: 3115301 3115302

Parameter	Units	50316481022 Result	MS Spike Conc.	MSD Spike Conc.	MS Result	MSD Result	MS % Rec	MSD % Rec	% Rec Limits	RPD	Max RPD	Qual
Phosphate as P04	mg/L	0.38			1.8	1.8				2		

MATRIX SPIKE SAMPLE: 3115303

Parameter	Units	50316499001 Result	Spike Conc.	MS Result	MS % Rec	% Rec Limits	Qualifiers
Phosphate as P04	mg/L	ND		1.5			

Results presented on this page are in the units indicated by the "Units" column except where an alternate unit is presented to the right of the result.

REPORT OF LABORATORY ANALYSIS

This report shall not be reproduced, except in full,
without the written consent of Pace Analytical Services, LLC.

Pace Analytical Services, LLC
7726 Moller Road
Indianapolis, IN 46268
(317)228-3100

QUALITY CONTROL DATA

Project: Eagle Valley P1R2
Pace Project No.: 50316499

QC Batch: 676639
QC Batch Method: EPA 365.1
Analysis Method: EPA 365.1
Analysis Description: 365.1 Total Phosphorus
Laboratory: Pace Analytical Services - Indianapolis
Associated Lab Samples: 50316499003

METHOD BLANK: 3115304 Matrix: Water
Associated Lab Samples: 50316499003

Parameter	Units	Blank Result	Reporting Limit	Analyzed	Qualifiers
Phosphate as P04	mg/L	ND	0.15	05/21/22 09:44	

LABORATORY CONTROL SAMPLE: 3115305

Parameter	Units	Spike Conc.	LCS Result	LCS % Rec	% Rec Limits	Qualifiers
Phosphate as P04	mg/L		1.4			

MATRIX SPIKE & MATRIX SPIKE DUPLICATE: 3115306 3115307

Parameter	Units	50316506002 Result	MS Spike Conc.	MSD Spike Conc.	MS Result	MSD Result	MS % Rec	MSD % Rec	% Rec Limits	RPD	Max RPD	Qual
Phosphate as P04	mg/L	0.38			1.8	1.9				4		

Results presented on this page are in the units indicated by the "Units" column except where an alternate unit is presented to the right of the result.

REPORT OF LABORATORY ANALYSIS

This report shall not be reproduced, except in full,
without the written consent of Pace Analytical Services, LLC.

Pace Analytical Services, LLC
7726 Moller Road
Indianapolis, IN 46268
(317)228-3100

QUALITY CONTROL DATA

Project: Eagle Valley P1R2
Pace Project No.: 50316499

QC Batch: 678321 | Analysis Method: SM 5310C
QC Batch Method: SM 5310C | Analysis Description: 5310C Total Organic Carbon
Laboratory: Pace Analytical Services - Indianapolis
Associated Lab Samples: 50316499001, 50316499002, 50316499003

METHOD BLANK: 3122816 Matrix: Water
Associated Lab Samples: 50316499001, 50316499002, 50316499003

Parameter	Units	Blank Result	Reporting Limit	Analyzed	Qualifiers
Total Organic Carbon	mg/L	ND	1.0	05/25/22 21:37	

LABORATORY CONTROL SAMPLE: 3122817

Parameter	Units	Spike Conc.	LCS Result	LCS % Rec	% Rec Limits	Qualifiers
Total Organic Carbon	mg/L	10	10.0	100	90-110	

MATRIX SPIKE & MATRIX SPIKE DUPLICATE: 3122818 3122819

Parameter	Units	50316506002 Result	MS Spike Conc.	MSD Spike Conc.	MS Result	MSD Result	MS % Rec	MSD % Rec	% Rec Limits	RPD	Max RPD	Qual
Total Organic Carbon	mg/L	1.4	10	10	11.6	11.5	102	102	80-120	0	20	

MATRIX SPIKE & MATRIX SPIKE DUPLICATE: 3122820 3122821

Parameter	Units	50316507001 Result	MS Spike Conc.	MSD Spike Conc.	MS Result	MSD Result	MS % Rec	MSD % Rec	% Rec Limits	RPD	Max RPD	Qual
Total Organic Carbon	mg/L	1.2	10	10	11.5	11.5	103	102	80-120	0	20	

Results presented on this page are in the units indicated by the "Units" column except where an alternate unit is presented to the right of the result.

REPORT OF LABORATORY ANALYSIS

This report shall not be reproduced, except in full,
without the written consent of Pace Analytical Services, LLC.

Pace Analytical Services, LLC
7726 Moller Road
Indianapolis, IN 46268
(317)228-3100

QUALITY CONTROL DATA

Project: Eagle Valley P1R2
Pace Project No.: 50316499

QC Batch: 677654
QC Batch Method: SM 5310C
Analysis Method: SM 5310C
Analysis Description: 5310C Dissolved Organic Carbon
Laboratory: Pace Analytical Services - Indianapolis
Associated Lab Samples: 50316499001, 50316499002, 50316499003

METHOD BLANK: 3120521 Matrix: Water
Associated Lab Samples: 50316499001, 50316499002, 50316499003

Parameter	Units	Blank Result	Reporting Limit	Analyzed	Qualifiers
Dissolved Organic Carbon	mg/L	ND	1.0	05/23/22 21:35	

LABORATORY CONTROL SAMPLE: 3120522

Parameter	Units	Spike Conc.	LCS Result	LCS % Rec	% Rec Limits	Qualifiers
Dissolved Organic Carbon	mg/L	10	9.8	98	90-110	

MATRIX SPIKE & MATRIX SPIKE DUPLICATE: 3120523 3120524

Parameter	Units	50316478003 Result	MS Spike Conc.	MSD Spike Conc.	MS Result	MSD Result	MS % Rec	MSD % Rec	% Rec Limits	RPD	Max RPD	Qual
Dissolved Organic Carbon	mg/L	2.9	10	10	13.3	13.0	103	100	80-120	2	20	

MATRIX SPIKE & MATRIX SPIKE DUPLICATE: 3120525 3120526

Parameter	Units	50316511002 Result	MS Spike Conc.	MSD Spike Conc.	MS Result	MSD Result	MS % Rec	MSD % Rec	% Rec Limits	RPD	Max RPD	Qual
Dissolved Organic Carbon	mg/L	2.0	10	10	12.1	12.3	100	103	80-120	2	20	

Results presented on this page are in the units indicated by the "Units" column except where an alternate unit is presented to the right of the result.

REPORT OF LABORATORY ANALYSIS

This report shall not be reproduced, except in full,
without the written consent of Pace Analytical Services, LLC.

Pace Analytical Services, LLC
7726 Moller Road
Indianapolis, IN 46268
(317)228-3100

ANALYTICAL RESULTS - RADIOCHEMISTRY

Project: Eagle Valley P1R2
Pace Project No.: 50316499

Sample: MW-14S **Lab ID: 50316499001** Collected: 05/12/22 09:45 Received: 05/13/22 14:45 Matrix: Water
PWS: Site ID: Sample Type:

Parameters	Method	Act ± Unc (MDC) Carr Trac	Units	Analyzed	CAS No.	Qual
	Pace Analytical Services - Greensburg					
Radium-226	EPA 903.1	**0.104 ± 0.289 (0.560) C:NA T:92%**	pCi/L	06/27/22 16:00	13982-63-3	
	Pace Analytical Services - Greensburg					
Radium-228	EPA 904.0	**0.0988 ± 0.338 (0.766) C:69% T:92%**	pCi/L	06/21/22 14:54	15262-20-1	
	Pace Analytical Services - Greensburg					
Total Radium	Total Radium Calculation	**0.203 ± 0.627 (1.33)**	pCi/L	07/01/22 17:40	7440-14-4	

This report shall not be reproduced, except in full,
without the written consent of Pace Analytical Services, LLC.

Pace Analytical Services, LLC
7726 Moller Road
Indianapolis, IN 46268
(317)228-3100

ANALYTICAL RESULTS - RADIOCHEMISTRY

Project: Eagle Valley P1R2
Pace Project No.: 50316499

Sample: MW-14I **Lab ID: 50316499002** Collected: 05/12/22 10:17 Received: 05/13/22 14:45 Matrix: Water
PWS: Site ID: Sample Type:

Parameters	Method	Act ± Unc (MDC) Carr Trac	Units	Analyzed	CAS No.	Qual
	Pace Analytical Services - Greensburg					
Radium-226	EPA 903.1	**0.350 ± 0.246 (0.119) C:NA T:91%**	pCi/L	06/27/22 16:00	13982-63-3	
	Pace Analytical Services - Greensburg					
Radium-228	EPA 904.0	**0.569 ± 0.400 (0.768) C:71% T:91%**	pCi/L	06/21/22 14:54	15262-20-1	
	Pace Analytical Services - Greensburg					
Total Radium	Total Radium Calculation	**0.919 ± 0.646 (0.887)**	pCi/L	07/01/22 17:40	7440-14-4	

This report shall not be reproduced, except in full,
without the written consent of Pace Analytical Services, LLC.

Pace Analytical Services, LLC
7726 Moller Road
Indianapolis, IN 46268
(317)228-3100

ANALYTICAL RESULTS - RADIOCHEMISTRY

Project: Eagle Valley P1R2
Pace Project No.: 50316499

Sample: MW-14D **Lab ID: 50316499003** Collected: 05/12/22 11:02 Received: 05/13/22 14:45 Matrix: Water
PWS: Site ID: Sample Type:

Parameters	Method	Act ± Unc (MDC) Carr Trac	Units	Analyzed	CAS No.	Qual
	Pace Analytical Services - Greensburg					
Radium-226	EPA 903.1	**0.0934 ± 0.448 (0.846) C:NA T:96%**	pCi/L	06/27/22 16:00	13982-63-3	
	Pace Analytical Services - Greensburg					
Radium-228	EPA 904.0	**0.205 ± 0.310 (0.669) C:71% T:96%**	pCi/L	06/21/22 14:54	15262-20-1	
	Pace Analytical Services - Greensburg					
Total Radium	Total Radium Calculation	**0.298 ± 0.758 (1.52)**	pCi/L	07/01/22 17:40	7440-14-4	

REPORT OF LABORATORY ANALYSIS

This report shall not be reproduced, except in full,
without the written consent of Pace Analytical Services, LLC.

Pace Analytical Services, LLC
7726 Moller Road
Indianapolis, IN 46268
(317)228-3100

QUALITY CONTROL - RADIOCHEMISTRY

Project: Eagle Valley P1R2
Pace Project No.: 50316499

QC Batch: 510555
QC Batch Method: EPA 904.0
Analysis Method: EPA 904.0
Analysis Description: 904.0 Radium 228
Laboratory: Pace Analytical Services - Greensburg
Associated Lab Samples: 50316499001, 50316499002, 50316499003

METHOD BLANK: 2474584 Matrix: Water
Associated Lab Samples: 50316499001, 50316499002, 50316499003

Parameter	Act ± Unc (MDC) Carr Trac	Units	Analyzed	Qualifiers
Radium-228	0.317 ± 0.273 (0.538) C:77% T:96%	pCi/L	06/21/22 14:53	

Results presented on this page are in the units indicated by the "Units" column except where an alternate unit is presented to the right of the result.

REPORT OF LABORATORY ANALYSIS

This report shall not be reproduced, except in full,
without the written consent of Pace Analytical Services, LLC.

Pace Analytical Services, LLC
7726 Moller Road
Indianapolis, IN 46268
(317)228-3100

QUALITY CONTROL - RADIOCHEMISTRY

Project: Eagle Valley P1R2
Pace Project No.: 50316499

QC Batch: 510554
QC Batch Method: EPA 903.1
Analysis Method: EPA 903.1
Analysis Description: 903.1 Radium-226
Laboratory: Pace Analytical Services - Greensburg
Associated Lab Samples: 50316499001, 50316499002, 50316499003

METHOD BLANK: 2474581 Matrix: Water
Associated Lab Samples: 50316499001, 50316499002, 50316499003

Parameter	Act ± Unc (MDC) Carr Trac	Units	Analyzed	Qualifiers
Radium-226	-0.0866 ± 0.208 (0.520) C:NA T:96%	pCi/L	06/27/22 15:14	

Results presented on this page are in the units indicated by the "Units" column except where an alternate unit is presented to the right of the result.

REPORT OF LABORATORY ANALYSIS

This report shall not be reproduced, except in full,
without the written consent of Pace Analytical Services, LLC.

Pace Analytical Services, LLC
7726 Moller Road
Indianapolis, IN 46268
(317)228-3100

QUALIFIERS

Project: Eagle Valley P1R2
Pace Project No.: 50316499

DEFINITIONS

DF - Dilution Factor, if reported, represents the factor applied to the reported data due to dilution of the sample aliquot.

ND - Not Detected at or above adjusted reporting limit.

TNTC - Too Numerous To Count

J - Estimated concentration above the adjusted method detection limit and below the adjusted reporting limit.

MDL - Adjusted Method Detection Limit.

PQL - Practical Quantitation Limit.

RL - Reporting Limit - The lowest concentration value that meets project requirements for quantitative data with known precision and bias for a specific analyte in a specific matrix.

S - Surrogate

1,2-Diphenylhydrazine decomposes to and cannot be separated from Azobenzene using Method 8270. The result for each analyte is a combined concentration.

Consistent with EPA guidelines, unrounded data are displayed and have been used to calculate % recovery and RPD values.

LCS(D) - Laboratory Control Sample (Duplicate)

MS(D) - Matrix Spike (Duplicate)

DUP - Sample Duplicate

RPD - Relative Percent Difference

NC - Not Calculable.

SG - Silica Gel - Clean-Up

U - Indicates the compound was analyzed for, but not detected.

N-Nitrosodiphenylamine decomposes and cannot be separated from Diphenylamine using Method 8270. The result reported for each analyte is a combined concentration.

Reported results are not rounded until the final step prior to reporting. Therefore, calculated parameters that are typically reported as "Total" may vary slightly from the sum of the reported component parameters.

Act - Activity

Unc - Uncertainty: SDWA = 1.96 sigma count uncertainty, all other matrices = Expanded Uncertainty (95% confidence interval). Gamma Spec = Expanded Uncertainty (95.4% Confidence Interval)

(MDC) - Minimum Detectable Concentration

Trac - Tracer Recovery (%)

Carr - Carrier Recovery (%)

Pace Analytical is TNI accredited. Contact your Pace PM for the current list of accredited analytes.

TNI - The NELAC Institute.

ANALYTE QUALIFIERS

H3	Sample was received or analysis requested beyond the recognized method holding time.
N2	The lab does not hold NELAC/TNI accreditation for this parameter but other accreditations/certifications may apply. A complete list of accreditations/certifications is available upon request.
P6	Matrix spike recovery was outside laboratory control limits due to a parent sample concentration notably higher than the spike level.

This report shall not be reproduced, except in full,
without the written consent of Pace Analytical Services, LLC.

Pace Analytical Services, LLC
7726 Moller Road
Indianapolis, IN 46268
(317)228-3100

QUALITY CONTROL DATA CROSS REFERENCE TABLE

Project: Eagle Valley P1R2
Pace Project No.: 50316499

Lab ID	Sample ID	QC Batch Method	QC Batch	Analytical Method	Analytical Batch
50316499001	**MW-14S**	EPA 9056	678026		
50316499002	**MW-14I**	EPA 9056	678026		
50316499003	**MW-14D**	EPA 9056	678026		
50316499001	**MW-14S**	EPA 3010	677583	EPA 6010	678550
50316499002	**MW-14I**	EPA 3010	677583	EPA 6010	678550
50316499003	**MW-14D**	EPA 3010	677583	EPA 6010	678550
50316499001	**MW-14S**	EPA 3010	677435	EPA 6010	677903
50316499002	**MW-14I**	EPA 3010	677435	EPA 6010	677903
50316499003	**MW-14D**	EPA 3010	677435	EPA 6010	677903
50316499001	**MW-14S**	EPA 200.2	676844	EPA 6020	677025
50316499002	**MW-14I**	EPA 200.2	676844	EPA 6020	677025
50316499003	**MW-14D**	EPA 200.2	676844	EPA 6020	677025
50316499001	**MW-14S**	EPA 903.1	510554		
50316499002	**MW-14I**	EPA 903.1	510554		
50316499003	**MW-14D**	EPA 903.1	510554		
50316499001	**MW-14S**	EPA 904.0	510555		
50316499002	**MW-14I**	EPA 904.0	510555		
50316499003	**MW-14D**	EPA 904.0	510555		
50316499001	**MW-14S**	Total Radium Calculation	515969		
50316499002	**MW-14I**	Total Radium Calculation	515969		
50316499003	**MW-14D**	Total Radium Calculation	515969		
50316499001	**MW-14S**	SM 2320B	677381		
50316499002	**MW-14I**	SM 2320B	677381		
50316499003	**MW-14D**	SM 2320B	677381		
50316499001	**MW-14S**	SM 2540C	677048		
50316499002	**MW-14I**	SM 2540C	677048		
50316499003	**MW-14D**	SM 2540C	677048		
50316499001	**MW-14S**	SM 4500-H+B	677473		
50316499002	**MW-14I**	SM 4500-H+B	677484		
50316499003	**MW-14D**	SM 4500-H+B	677484		
50316499001	**MW-14S**	SM 4500-S2-D	676795		
50316499002	**MW-14I**	SM 4500-S2-D	676795		
50316499003	**MW-14D**	SM 4500-S2-D	676795		
50316499001	**MW-14S**	HACH 8146	678396		
50316499002	**MW-14I**	HACH 8146	678396		
50316499003	**MW-14D**	HACH 8146	678396		
50316499001	**MW-14S**	EPA 353.2	676224		
50316499002	**MW-14I**	EPA 353.2	676224		
50316499003	**MW-14D**	EPA 353.2	676224		
50316499001	**MW-14S**	EPA 365.1	676638	EPA 365.1	677704
50316499002	**MW-14I**	EPA 365.1	676638	EPA 365.1	677704

This report shall not be reproduced, except in full,
without the written consent of Pace Analytical Services, LLC.

Pace Analytical Services, LLC
7726 Moller Road
Indianapolis, IN 46268
(317)228-3100

QUALITY CONTROL DATA CROSS REFERENCE TABLE

Project: Eagle Valley P1R2
Pace Project No.: 50316499

Lab ID	Sample ID	QC Batch Method	QC Batch	Analytical Method	Analytical Batch
50316499003	**MW-14D**	EPA 365.1	676639	EPA 365.1	677705
50316499001	**MW-14S**	SM 5310C	678321		
50316499002	**MW-14I**	SM 5310C	678321		
50316499003	**MW-14D**	SM 5310C	678321		
50316499001	**MW-14S**	SM 5310C	677654		
50316499002	**MW-14I**	SM 5310C	677654		
50316499003	**MW-14D**	SM 5310C	677654		

This report shall not be reproduced, except in full,
without the written consent of Pace Analytical Services, LLC.

Pace Analytical
WWW.PACELABS.COM

CHAIN-OF-CUSTODY / Analytical Request Document

The Chain-of-Custody is a LEGAL DOCUMENT. All relevant fields must be completed accurately.

WO# : 50316499

50316499

Section A Required Client Information:		Section B Required Project Information:		Section C Invoice Information:	
Company:	Atlas Indianapolis	Report To:	Mark Breting	Attention:	Accounts Payable
Address:	7988 Centerpoint Drive	Copy To:		Company Name:	Atlas Indianapolis
	Indianapolis, IN 46256			Address:	
Email:	mark.breting@oneatlas.com	Purchase Order #:		Pace Quote:	
Phone:	NONE Fax:	Project Name:	Eagle Valley Profile 1 Report 2	Pace Project Manager:	hayden.putt@pacelabs.com
Requested Due Date:		Project #:		Pace Profile #:	10498/18

SAMPLE ID
One Character per box.
(A-Z, 0-9 / , -)
Sample Ids must be unique

MATRIX	CODE
Drinking Water	DW
Water	WT
Waste Water	WW
Product	P
Soil/Solid	SL
Oil	OL
Wipe	WP
Air	AR
Other	OT
Tissue	TS

ITEM #	SAMPLE ID	MATRIX CODE (see valid codes to left)	SAMPLE TYPE (G=GRAB C=COMP)	COLLECTED START DATE	COLLECTED START TIME	COLLECTED END DATE	COLLECTED END TIME	SAMPLE TEMP AT COLLECTION	# OF CONTAINERS	Preservatives: Unpreserved	H2SO4	HNO3	HCl	NaOH + ZnAcetate	Na2S2O3	Methanol	Other	Analyses Test Y/N	TDS / NO2,NO3-Wet	(Cl, F, SO4) IC	Metals, Total*	Metals Diss. Field Filtered**	Rad-228	Rad-226	Alkalinity, Ferrous Iron, pH	TOC by 5310C	DOC by 5310C	Sulfide	Phosphate	Residual Chlorine (Y/N)	
																		Requested Analysis Filtered (Y/N)				Y					Y				
1	MW-14S	WT				5.12.22	945		11	3	3	4		1					X	X	X	X	X	X	X	X	X	X		001
2	MW-14I	WT				↓	1017		11	3	3	4		1					X	X	X	X	X	X	X	X	X	X		002
3	MW-14D	WT				↓	1102		11	3	3	4		1					X	X	X	X	X	X	X	X	X	X		003
4	MW-15S	WT							11	3	3	4		1					X	X	X	X	X	X	X	X	X	X		
5	MW-15I	WT							11	3	3	4		1					X	X	X	X	X	X	X	X	X	X		
6	MW-15D	WT							11	3	3	4		1					X	X	X	X	X	X	X	X	X	X		
7	MW-16S	WT							11	3	3	4		1					X	X	X	X	X	X	X	X	X	X		
8	MW-16I	WT							11	3	3	4		1					X	X	X	X	X	X	X	X	X	X		
9	MW-16D	WT							11	3	3	4		1					X	X	X	X	X	X	X	X	X	X		
10	MW-17S	WT							11	3	3	4		1					X	X	X	X	X	X	X	X	X	X		
11	MW-17I	WT							11	3	3	4		1					X	X	X	X	X	X	X	X	X	X		
12	MW-17D	WT							11	3	3	4		1					X	X	X	X	X	X	X	X	X	X		

ADDITIONAL COMMENTS	RELINQUISHED BY / AFFILIATION	DATE	TIME	ACCEPTED BY / AFFILIATION	DATE	TIME
* Metals: 6010 (Al, Ba, B, Fe, Mn, Mo, Ca, Mg, Na, K, Li, SiO2)		5.13.22	800		5/13/22	1325
6020 (Co, As, Se, Sb)		5/13/22	1445	M. Nunez	5/13/22	1445
** Dissolved FF 6010 (Mo, Mn)						
Alkalinity = (Total , Bicarb & Carb)						

SAMPLE CONDITIONS			
TEMP in C	Received on Ice (Y/N)	Custody Sealed Cooler (Y/N)	Samples Intact (Y/N)
1.1 / 4.9	Y	N	Y

SAMPLER NAME AND SIGNATURE

PRINT Name of SAMPLER: Josh Hill

SIGNATURE of SAMPLER: Josh Hill

DATE Signed: 5.12.22

SAMPLE CONDITION UPON RECEIPT FORM

Date/Time and Initials of person examining contents: MN 5/13/22 1642

1. **Courier:** ☐ FED EX ☐ UPS ☐ CLIENT ☑ PACE ☐ USPS ☐ OTHER _____
2. **Custody Seal on Cooler/Box Present:** ☐ Yes ☑ No
   (If yes)Seals Intact: ☐ Yes ☐ No **(leave blank if no seals were present)**
3. **Thermometer:** 1 2 3 4 5 6 A B C D E F
4. **Cooler Temperature(s):** 5.3 | 4.9 | 1.1 | 1.1 **(Initial/Corrected)** RECORD TEMPS OF ALL COOLERS RECEIVED (use Comments below to add more)
5. **Packing Material:** ☐ Bubble Wrap ☑ Bubble Bags ☐ None ☐ Other _____
6. **Ice Type:** ☑ Wet ☐ Blue ☐ None
7. **If temp. is over 6°C or under 0°C, was the PM notified?:** ☐ Yes ☐ No
   Cooler temp should be above freezing to 6°C

All discrepancies will be written out in the comments section below.

	Yes	No		Yes	No	N/A
USDA Regulated Soils? (HI, ID, NY, WA, OR,CA, NM, TX, OK, AR, LA, TN, AL, MS, NC, SC, GA, FL, or Puerto Rico)		—	All containers needing acid/base preservation have been pH CHECKED?: **Exceptions: VOA, coliform, LLHg, O&G, RAD CHEM, and any container with a septum cap or preserved with HCl.** **Circle: HNO3 (<2) H2SO4 (<2) NaOH (>10) NaOH/ZnAc (>9)** Any non-conformance to pH recommendations will be noted on the container count form	—		
Short Hold Time Analysis (48 hours or less)? **Analysis:** Nitrates	—					
Time 5035A TC placed in Freezer or Short Holds To Lab	Time:			Present	Absent	N/A
			Residual Chlorine Check (SVOC 625 Pest/PCB 608)			—
Rush TAT Requested (4 days or less):		—	Residual Chlorine Check (Total/Amenable/Free Cyanide)			—
Custody Signatures Present?	—		Headspace Wisconsin Sulfide?			—
Containers Intact?:	—		Headspace in VOA Vials (>6mm): See Containter Count form for details	Present	Absent	No VOA Vials Sent —
Sample Label (IDs/Dates/Times) Match COC?: Except TCs, which only require sample ID	—		Trip Blank Present?		—	
Extra labels on Terracore Vials? (soils only)			Trip Blank Custody Seals?:			—

COMMENTS:

COC PAGE 1 of 1

Sample Container Count

SBS
DI
MeOH (only)
BK
Kit

** Place a RED dot on containers that are out of conformance **

COC Line Item	WGFU	R	DG9H VG9H	VOA VIAL HS (>6mm)	VG9U	DG9U	VG9T	AG0U	AG1H	AG1U	AG2U	AG3S	AG3SF	AG3C	BP1U	BP1N	BP2U	BP3U	BP3N	BP3F	BP3S	BP3B	BP3Z	CG3H	Syringe Kit			Matrix	HNO3/ H2SO4 pH <2	NaOH/ ZNAc pH >9	NaOH pH>10
1												1	1			2	1	2	1	1	1		1					WT	✓	✓	
2												↓	↓			↓	↓	↓	↓	↓	↓		↓					↓	↓	↓	
3												↓	↓			↓	↓	↓	↓	↓	↓		↓					↓	↓	↓	
4																															
5																															
6																															
7																															
8																															
9																															
10																															
11																															
12																															

Container Codes

Glass

DG9H	40mL HCl amber voa vial	BG1T	1L Na Thiosulfate clear glass	BP1B	1L NaOH plastic
DG9P	40mL TSP amber vial	BG1U	1L unpreserved glass	BP1N	1L HNO3 plastic
DG9S	40mL H2SO4 amber vial	BG3H	250mL HCl Clear Glass	BP1S	1L H2SO4 plastic
DG9T	40mL Na Thio amber vial	BG3U	250mL Unpres Clear Glass	BP1U	1L unpreserved plastic
DG9U	40mL unpreserved amber vial	AG0U	100mL unpres amber glass	BP1Z	1L NaOH, Zn, Ac
VG9H	40mL HCl clear vial	AG1H	1L HCl amber glass	BP2N	500mL HNO3 plastic
VG9T	40mL Na Thio. clear vial	AG1S	1L H2SO4 amber glass	BP2C	500mL NaOH plastic
VG9U	40mL unpreserved clear vial	AG1T	1L Na Thiosulfate amber glass	BP2S	500mL H2SO4 plastic
I	40mL w/hexane wipe vial	AG1U	1liter unpres amber glass	BP2U	500mL unpreserved plastic
WGKU	8oz unpreserved clear jar	AG2N	500mL HNO3 amber glass	BP2Z	500mL NaOH, Zn Ac
WGFU	4oz clear soil jar	AG2S	500mL H2SO4 amber glass	BP3B	250mL NaOH plastic
JGFU	4oz unpreserved amber wide	AG2U	500mL unpres amber glass	BP3N	250mL HNO3 plastic
CG3H	250mL clear glass HCl	AG3S	250mL H2SO4 amber glass	BP3F	250mL HNO3 plastic-field filtered
BG1H	1L HCl clear glass	AG3SF	250mL H2SO4 amb glass -field filtered	BP3U	250mL unpreserved plastic
BG1S	1L H2SO4 clear glass	AG3U	250mL unpres amber glass	BP3S	250mL H2SO4 plastic
GN	General	AG3C	250mL NaOH amber glass	BP3Z	250mL NaOH, ZnAc plastic

Plastic / Misc.

BP4U	125mL unpreserved plastic
BP4N	125mL HNO3 plastic
BP4S	125mL H2SO4 plastic

Syringe Kit	LL Cr+6 sampling kit

AF	Air Filter
C	Air Cassettes
R	Terracore kit
SP5T	120mL Coliform Na Thiosulfate
U	Summa Can
ZPLC	Ziploc Bag

WT		Water	
SL		Solid	
NAL	OL	Non-aqueous liquid	Oil
WP		Wipe	

Pace Analytical Services, LLC
7726 Moller Road
Indianapolis, IN 46268
(317)228-3100

July 27, 2022

Mr. Mark Breting
ATC Group Services
7988 Centerpoint Drive
Suite 100
Indianapolis, IN 46256

RE: Project: Eagle Valley P1R1
Pace Project No.: 50316501

Dear Mr. Breting:

Enclosed are the analytical results for sample(s) received by the laboratory on May 13, 2022. The results relate only to the samples included in this report. Results reported herein conform to the applicable TNI/NELAC Standards and the laboratory's Quality Manual, where applicable, unless otherwise noted in the body of the report.

The test results provided in this final report were generated by each of the following laboratories within the Pace Network:

- Pace Analytical Services - Indianapolis
- Pace Analytical Services - Greensburg

If you have any questions concerning this report, please feel free to contact me.

Sincerely,

Randal Rastorfer for
Hayden Putt
hayden.putt@pacelabs.com
(317)228-3145
Project Manager

Enclosures

cc: Mr. Robert Miller, Haley & Aldrich

Pace Analytical Services, LLC
7726 Moller Road
Indianapolis, IN 46268
(317)228-3100

CERTIFICATIONS

Project: Eagle Valley P1R1
Pace Project No.: 50316501

Pace Analytical Services Pennsylvania

1638 Roseytown Rd Suites 2,3&4, Greensburg, PA 15601
ANAB DOD-ELAP Rad Accreditation #: L2417
Alabama Certification #: 41590
Arizona Certification #: AZ0734
Arkansas Certification
California Certification #: 04222CA
Colorado Certification #: PA01547
Connecticut Certification #: PH-0694
Delaware Certification
EPA Region 4 DW Rad
Florida/TNI Certification #: E87683
Georgia Certification #: C040
Florida: Cert E871149 SEKS WET
Guam Certification
Hawaii Certification
Idaho Certification
Illinois Certification
Indiana Certification
Iowa Certification #: 391
Kansas/TNI Certification #: E-10358
Kentucky Certification #: KY90133
KY WW Permit #: KY0098221
KY WW Permit #: KY0000221
Louisiana DHH/TNI Certification #: LA180012
Louisiana DEQ/TNI Certification #: 4086
Maine Certification #: 2017020
Maryland Certification #: 308
Massachusetts Certification #: M-PA1457
Michigan/PADEP Certification #: 9991
Missouri Certification #: 235
Montana Certification #: Cert0082
Nebraska Certification #: NE-OS-29-14
Nevada Certification #: PA014572018-1
New Hampshire/TNI Certification #: 297617
New Jersey/TNI Certification #: PA051
New Mexico Certification #: PA01457
New York/TNI Certification #: 10888
North Carolina Certification #: 42706
North Dakota Certification #: R-190
Ohio EPA Rad Approval: #41249
Oregon/TNI Certification #: PA200002-010
Pennsylvania/TNI Certification #: 65-00282
Puerto Rico Certification #: PA01457
Rhode Island Certification #: 65-00282
South Dakota Certification
Tennessee Certification #: 02867
Texas/TNI Certification #: T104704188-17-3
Utah/TNI Certification #: PA014572017-9
USDA Soil Permit #: P330-17-00091
Vermont Dept. of Health: ID# VT-0282
Virgin Island/PADEP Certification
Virginia/VELAP Certification #: 460198
Washington Certification #: C868
West Virginia DEP Certification #: 143
West Virginia DHHR Certification #: 9964C
Wisconsin Approve List for Rad
Wyoming Certification #: 8TMS-L

Pace Analytical Services Indianapolis

7726 Moller Road, Indianapolis, IN 46268
Illinois Accreditation #: 200074
Indiana Drinking Water Laboratory #: C-49-06
Kansas/TNI Certification #: E-10177
Kentucky UST Agency Interest #: 80226
Kentucky WW Laboratory ID #: 98019
Michigan Drinking Water Laboratory #9050
Ohio VAP Certified Laboratory #: CL0065
Oklahoma Laboratory #: 9204
Texas Certification #: T104704355
Wisconsin Laboratory #: 999788130
USDA Soil Permit #: P330-19-00257

This report shall not be reproduced, except in full,
without the written consent of Pace Analytical Services, LLC.

Pace Analytical Services, LLC
7726 Moller Road
Indianapolis, IN 46268
(317)228-3100

SAMPLE SUMMARY

Project: Eagle Valley P1R1
Pace Project No.: 50316501

Lab ID	Sample ID	Matrix	Date Collected	Date Received
50316501001	**FIELD BLANK 1**	Water	05/12/22 13:27	05/13/22 14:45

REPORT OF LABORATORY ANALYSIS

This report shall not be reproduced, except in full,
without the written consent of Pace Analytical Services, LLC.

Pace Analytical Services, LLC
7726 Moller Road
Indianapolis, IN 46268
(317)228-3100

SAMPLE ANALYTE COUNT

Project: Eagle Valley P1R1
Pace Project No.: 50316501

Lab ID	Sample ID	Method	Analysts	Analytes Reported	Laboratory
50316501001	**FIELD BLANK 1**	EPA 9056	BK1	3	PASI-I
		EPA 6010	MTM	15	PASI-I
		EPA 6020	CAW	6	PASI-I
		EPA 7470	ILP	1	PASI-I
		EPA 903.1	SLC	1	PASI-PA
		EPA 904.0	VAL	1	PASI-PA
		Total Radium Calculation	JAL	1	PASI-PA
		SM 2320B	TAY	3	PASI-I
		SM 2540C	BSW	1	PASI-I
		SM 4500-H+B	TRK	1	PASI-I
		SM 4500-S2-D	SWJ	1	PASI-I
		HACH 8146	ZM	1	PASI-I
		EPA 353.2	OAS	2	PASI-I
		EPA 365.1	ZM	1	PASI-I
		SM 5310C	MMS	1	PASI-I

PASI-I = Pace Analytical Services - Indianapolis
PASI-PA = Pace Analytical Services - Greensburg

REPORT OF LABORATORY ANALYSIS

This report shall not be reproduced, except in full,
without the written consent of Pace Analytical Services, LLC.

Pace Analytical Services, LLC
7726 Moller Road
Indianapolis, IN 46268
(317)228-3100

SUMMARY OF DETECTION

Project: Eagle Valley P1R1
Pace Project No.: 50316501

Lab Sample ID / Method	Client Sample ID / Parameters	Result	Units	Report Limit	Analyzed	Qualifiers
50316501001	**FIELD BLANK 1**					
EPA 903.1	Radium-226	-0.0432 ± 0.224 (0.519) C:NA T:94%	pCi/L		06/27/22 11:53	
EPA 904.0	Radium-228	0.0150 ± 0.285 (0.666) C:76% T:94%	pCi/L		06/21/22 14:45	
Total Radium Calculation	Total Radium	0.0150 ± 0.509 (1.19)	pCi/L		06/27/22 17:40	
SM 2320B	Alkalinity, Total as CaCO3	4.8	mg/L	2.0	05/20/22 19:54	
SM 2320B	Alkalinity,Bicarbonate (CaCO3)	4.8	mg/L	2.0	05/20/22 19:54	
SM 4500-H+B	pH at 25 Degrees C	5.8	Std. Units	0.10	05/20/22 19:48	H3

REPORT OF LABORATORY ANALYSIS

This report shall not be reproduced, except in full,
without the written consent of Pace Analytical Services, LLC.

Pace Analytical Services, LLC
7726 Moller Road
Indianapolis, IN 46268
(317)228-3100

ANALYTICAL RESULTS

Project: Eagle Valley P1R1
Pace Project No.: 50316501

Sample: FIELD BLANK 1 **Lab ID: 50316501001** Collected: 05/12/22 13:27 Received: 05/13/22 14:45 Matrix: Water

Parameters	Results	Units	Report Limit	DF	Prepared	Analyzed	CAS No.	Qual
9056 IC Anions	Analytical Method: EPA 9056							
	Pace Analytical Services - Indianapolis							
Chloride	ND	mg/L	0.25	1		05/26/22 15:58	16887-00-6	
Fluoride	ND	mg/L	0.10	1		05/26/22 15:58	16984-48-8	
Sulfate	ND	mg/L	0.25	1		05/26/22 15:58	14808-79-8	
6010 MET ICP	Analytical Method: EPA 6010 Preparation Method: EPA 3010							
	Pace Analytical Services - Indianapolis							
Aluminum	ND	ug/L	200	1	05/25/22 08:57	05/26/22 12:36	7429-90-5	
Barium	ND	ug/L	10.0	1	05/25/22 08:57	05/26/22 12:36	7440-39-3	
Boron	ND	ug/L	100	1	05/25/22 08:57	05/26/22 12:36	7440-42-8	
Cadmium	ND	ug/L	2.0	1	05/25/22 08:57	05/26/22 12:36	7440-43-9	
Calcium	ND	ug/L	1000	1	05/25/22 08:57	05/26/22 12:36	7440-70-2	
Chromium	ND	ug/L	10.0	1	05/25/22 08:57	05/26/22 12:36	7440-47-3	
Iron	ND	ug/L	100	1	05/25/22 08:57	05/26/22 12:36	7439-89-6	
Lead	ND	ug/L	10.0	1	05/25/22 08:57	05/26/22 12:36	7439-92-1	
Lithium	ND	ug/L	20.0	1	05/25/22 08:57	05/26/22 12:36	7439-93-2	
Magnesium	ND	ug/L	1000	1	05/25/22 08:57	05/26/22 12:36	7439-95-4	
Manganese	ND	ug/L	10.0	1	05/25/22 08:57	05/26/22 12:36	7439-96-5	
Molybdenum	ND	ug/L	10.0	1	05/25/22 08:57	05/26/22 12:36	7439-98-7	
Potassium	ND	ug/L	1000	1	05/25/22 08:57	05/26/22 12:36	7440-09-7	
Silica	ND	ug/L	450	1	05/25/22 08:57	05/26/22 12:36	7631-86-9	N2
Sodium	ND	ug/L	1000	1	05/25/22 08:57	05/26/22 12:36	7440-23-5	
6020 MET ICPMS	Analytical Method: EPA 6020 Preparation Method: EPA 200.2							
	Pace Analytical Services - Indianapolis							
Antimony	ND	ug/L	1.0	1	05/18/22 14:45	05/19/22 19:47	7440-36-0	
Arsenic	ND	ug/L	1.0	1	05/18/22 14:45	05/19/22 19:47	7440-38-2	
Beryllium	ND	ug/L	0.20	1	05/18/22 14:45	05/19/22 19:47	7440-41-7	
Cobalt	ND	ug/L	1.0	1	05/18/22 14:45	05/19/22 19:47	7440-48-4	
Selenium	ND	ug/L	1.0	1	05/18/22 14:45	05/19/22 19:47	7782-49-2	
Thallium	ND	ug/L	1.0	1	05/18/22 14:45	05/19/22 19:47	7440-28-0	
7470 Mercury	Analytical Method: EPA 7470 Preparation Method: EPA 7470							
	Pace Analytical Services - Indianapolis							
Mercury	ND	ug/L	0.20	1	05/19/22 21:17	05/20/22 16:10	7439-97-6	
2320B Alkalinity	Analytical Method: SM 2320B							
	Pace Analytical Services - Indianapolis							
Alkalinity, Total as CaCO3	**4.8**	mg/L	2.0	1		05/20/22 19:54		
Alkalinity,Bicarbonate (CaCO3)	**4.8**	mg/L	2.0	1		05/20/22 19:54		
Alkalinity,Carbonate (CaCO3)	ND	mg/L	2.0	1		05/20/22 19:54		
2540C Total Dissolved Solids	Analytical Method: SM 2540C							
	Pace Analytical Services - Indianapolis							
Total Dissolved Solids	ND	mg/L	10.0	1		05/19/22 15:11		PL

REPORT OF LABORATORY ANALYSIS

This report shall not be reproduced, except in full,
without the written consent of Pace Analytical Services, LLC.

Pace Analytical Services, LLC
7726 Moller Road
Indianapolis, IN 46268
(317)228-3100

ANALYTICAL RESULTS

Project: Eagle Valley P1R1
Pace Project No.: 50316501

Sample: FIELD BLANK 1 **Lab ID: 50316501001** Collected: 05/12/22 13:27 Received: 05/13/22 14:45 Matrix: Water

Parameters	Results	Units	Report Limit	DF	Prepared	Analyzed	CAS No.	Qual
4500H+ pH, Electrometric	Analytical Method: SM 4500-H+B Pace Analytical Services - Indianapolis							
pH at 25 Degrees C	**5.8**	Std. Units	0.10	1		05/20/22 19:48		H3
4500S2D Sulfide Water	Analytical Method: SM 4500-S2-D Pace Analytical Services - Indianapolis							
Sulfide	ND	mg/L	0.10	1		05/18/22 09:12	18496-25-8	
Iron, Ferrous	Analytical Method: HACH 8146 Pace Analytical Services - Indianapolis							
Iron, Ferrous	ND	mg/L	0.20	1		05/25/22 22:13	15438-31-0	H3,N2
353.2 Nitrogen, NO2/NO3 unpres	Analytical Method: EPA 353.2 Pace Analytical Services - Indianapolis							
Nitrogen, Nitrate	ND	mg/L	0.10	1		05/14/22 09:10	14797-55-8	
Nitrogen, Nitrite	ND	mg/L	0.10	1		05/14/22 09:10	14797-65-0	
365.1 Total Phosphorus	Analytical Method: EPA 365.1 Preparation Method: EPA 365.1 Pace Analytical Services - Indianapolis							
Phosphate as P04	ND	mg/L	0.15	1	05/17/22 13:00	05/21/22 09:48		
5310C TOC	Analytical Method: SM 5310C Pace Analytical Services - Indianapolis							
Total Organic Carbon	ND	mg/L	1.0	1		05/25/22 23:03	7440-44-0	

REPORT OF LABORATORY ANALYSIS

This report shall not be reproduced, except in full,
without the written consent of Pace Analytical Services, LLC.

Pace Analytical Services, LLC
7726 Moller Road
Indianapolis, IN 46268
(317)228-3100

QUALITY CONTROL DATA

Project: Eagle Valley P1R1
Pace Project No.: 50316501

QC Batch: 678026
QC Batch Method: EPA 9056
Analysis Method: EPA 9056
Analysis Description: 9056 IC Anions
Laboratory: Pace Analytical Services - Indianapolis
Associated Lab Samples: 50316501001

METHOD BLANK: 3121712 Matrix: Water
Associated Lab Samples: 50316501001

Parameter	Units	Blank Result	Reporting Limit	Analyzed	Qualifiers
Chloride	mg/L	ND	0.25	05/26/22 10:08	
Fluoride	mg/L	ND	0.10	05/26/22 10:08	
Sulfate	mg/L	ND	0.25	05/26/22 10:08	

LABORATORY CONTROL SAMPLE: 3121713

Parameter	Units	Spike Conc.	LCS Result	LCS % Rec	% Rec Limits	Qualifiers
Chloride	mg/L	1.2	1.2	94	80-120	
Fluoride	mg/L	0.5	0.56	112	80-120	
Sulfate	mg/L	2.5	2.5	102	80-120	

MATRIX SPIKE & MATRIX SPIKE DUPLICATE: 3121714 3121715

Parameter	Units	50316506002 Result	MS Spike Conc.	MSD Spike Conc.	MS Result	MSD Result	MS % Rec	MSD % Rec	% Rec Limits	RPD	Max RPD	Qual
Chloride	mg/L	140	125	125	252	251	89	89	80-120	0	15	
Fluoride	mg/L	0.29	0.5	0.5	0.86	0.86	114	115	80-120	1	15	
Sulfate	mg/L	405	250	250	623	619	87	86	80-120	1	15	

Results presented on this page are in the units indicated by the "Units" column except where an alternate unit is presented to the right of the result.

REPORT OF LABORATORY ANALYSIS

This report shall not be reproduced, except in full,
without the written consent of Pace Analytical Services, LLC.

Pace Analytical Services, LLC
7726 Moller Road
Indianapolis, IN 46268
(317)228-3100

QUALITY CONTROL DATA

Project: Eagle Valley P1R1
Pace Project No.: 50316501

QC Batch: 677141
QC Batch Method: EPA 7470
Analysis Method: EPA 7470
Analysis Description: 7470 Mercury
Laboratory: Pace Analytical Services - Indianapolis
Associated Lab Samples: 50316501001

METHOD BLANK: 3117622 Matrix: Water
Associated Lab Samples: 50316501001

Parameter	Units	Blank Result	Reporting Limit	Analyzed	Qualifiers
Mercury	ug/L	ND	0.20	05/20/22 15:51	

LABORATORY CONTROL SAMPLE: 3117623

Parameter	Units	Spike Conc.	LCS Result	LCS % Rec	% Rec Limits	Qualifiers
Mercury	ug/L	5	4.9	98	80-120	

MATRIX SPIKE & MATRIX SPIKE DUPLICATE: 3117624 3117625

Parameter	Units	50316506002 Result	MS Spike Conc.	MSD Spike Conc.	MS Result	MSD Result	MS % Rec	MSD % Rec	% Rec Limits	RPD	Max RPD	Qual
Mercury	ug/L	ND	5	5	4.7	4.8	95	96	75-125	2	20	

MATRIX SPIKE & MATRIX SPIKE DUPLICATE: 3117626 3117627

Parameter	Units	50316507001 Result	MS Spike Conc.	MSD Spike Conc.	MS Result	MSD Result	MS % Rec	MSD % Rec	% Rec Limits	RPD	Max RPD	Qual
Mercury	ug/L	ND	5	5	4.9	5.0	99	99	75-125	1	20	

Results presented on this page are in the units indicated by the "Units" column except where an alternate unit is presented to the right of the result.

REPORT OF LABORATORY ANALYSIS

This report shall not be reproduced, except in full,
without the written consent of Pace Analytical Services, LLC.

Pace Analytical Services, LLC
7726 Moller Road
Indianapolis, IN 46268
(317)228-3100

QUALITY CONTROL DATA

Project: Eagle Valley P1R1
Pace Project No.: 50316501

QC Batch: 677583
QC Batch Method: EPA 3010
Analysis Method: EPA 6010
Analysis Description: 6010 MET
Laboratory: Pace Analytical Services - Indianapolis
Associated Lab Samples: 50316501001

METHOD BLANK: 3120339 Matrix: Water
Associated Lab Samples: 50316501001

Parameter	Units	Blank Result	Reporting Limit	Analyzed	Qualifiers
Aluminum	ug/L	ND	200	05/26/22 12:03	
Barium	ug/L	ND	10.0	05/26/22 12:03	
Boron	ug/L	ND	100	05/26/22 12:03	
Cadmium	ug/L	ND	2.0	05/26/22 12:03	
Calcium	ug/L	ND	1000	05/26/22 12:03	
Chromium	ug/L	ND	10.0	05/26/22 12:03	
Iron	ug/L	ND	100	05/26/22 12:03	
Lead	ug/L	ND	10.0	05/26/22 12:03	
Lithium	ug/L	ND	20.0	05/26/22 12:03	
Magnesium	ug/L	ND	1000	05/26/22 12:03	
Manganese	ug/L	ND	10.0	05/26/22 12:03	
Molybdenum	ug/L	ND	10.0	05/26/22 12:03	
Potassium	ug/L	ND	1000	05/26/22 12:03	
Silica	ug/L	ND	450	05/26/22 12:03	N2
Sodium	ug/L	ND	1000	05/26/22 12:03	

LABORATORY CONTROL SAMPLE: 3120340

Parameter	Units	Spike Conc.	LCS Result	LCS % Rec	% Rec Limits	Qualifiers
Aluminum	ug/L	10000	9430	94	80-120	
Barium	ug/L	1000	976	98	80-120	
Boron	ug/L	1000	929	93	80-120	
Cadmium	ug/L	1000	942	94	80-120	
Calcium	ug/L	10000	9690	97	80-120	
Chromium	ug/L	1000	967	97	80-120	
Iron	ug/L	10000	9430	94	80-120	
Lead	ug/L	1000	919	92	80-120	
Lithium	ug/L	1000	1020	102	80-120	
Magnesium	ug/L	10000	9240	92	80-120	
Manganese	ug/L	1000	936	94	80-120	
Molybdenum	ug/L	1000	983	98	80-120	
Potassium	ug/L	10000	9460	95	80-120	
Silica	ug/L	10700	9950	93	80-120	N2
Sodium	ug/L	10000	9710	97	80-120	

Results presented on this page are in the units indicated by the "Units" column except where an alternate unit is presented to the right of the result.

REPORT OF LABORATORY ANALYSIS

This report shall not be reproduced, except in full,
without the written consent of Pace Analytical Services, LLC.

Pace Analytical Services, LLC
7726 Moller Road
Indianapolis, IN 46268
(317)228-3100

QUALITY CONTROL DATA

Project: Eagle Valley P1R1
Pace Project No.: 50316501

MATRIX SPIKE & MATRIX SPIKE DUPLICATE: 3120341 3120342

Parameter	Units	50316506002 Result	MS Spike Conc.	MSD Spike Conc.	MS Result	MSD Result	MS % Rec	MSD % Rec	% Rec Limits	RPD	Max RPD	Qual
Aluminum	ug/L	ND	10000	10000	9740	10200	97	102	75-125	5	20	
Barium	ug/L	127	1000	1000	1120	1170	99	104	75-125	4	20	
Boron	ug/L	723	1000	1000	1690	1760	97	103	75-125	4	20	
Cadmium	ug/L	ND	1000	1000	986	1020	99	102	75-125	4	20	
Calcium	ug/L	174000	10000	10000	188000	193000	137	184	75-125	2	20	P6
Chromium	ug/L	ND	1000	1000	961	1000	96	100	75-125	4	20	
Iron	ug/L	ND	10000	10000	9270	9680	93	97	75-125	4	20	
Lead	ug/L	ND	1000	1000	901	934	90	93	75-125	4	20	
Lithium	ug/L	26.2	1000	1000	1140	1180	111	116	75-125	4	20	
Magnesium	ug/L	45400	10000	10000	55000	56100	96	107	75-125	2	20	
Manganese	ug/L	17.3	1000	1000	943	981	93	96	75-125	4	20	
Molybdenum	ug/L	25.6	1000	1000	1040	1080	102	105	75-125	3	20	
Potassium	ug/L	5970	10000	10000	16500	17200	106	112	75-125	4	20	
Silica	ug/L	15100	10700	10700	25500	26200	97	104	75-125	3	20	N2
Sodium	ug/L	97800	10000	10000	111000	114000	134	164	75-125	3	20	P6

MATRIX SPIKE & MATRIX SPIKE DUPLICATE: 3120343 3120344

Parameter	Units	50316507001 Result	MS Spike Conc.	MSD Spike Conc.	MS Result	MSD Result	MS % Rec	MSD % Rec	% Rec Limits	RPD	Max RPD	Qual
Aluminum	ug/L	ND	10000	10000	10100	9820	101	98	75-125	2	20	
Barium	ug/L	36.8	1000	1000	1020	1020	98	99	75-125	0	20	
Boron	ug/L	8280	1000	1000	10200	9760	190	148	75-125	4	20	P6
Cadmium	ug/L	ND	1000	1000	998	986	100	99	75-125	1	20	
Calcium	ug/L	232000	10000	10000	258000	258000	262	262	75-125	0	20	P6
Chromium	ug/L	ND	1000	1000	964	963	96	96	75-125	0	20	
Iron	ug/L	ND	10000	10000	9500	9220	95	92	75-125	3	20	
Lead	ug/L	ND	1000	1000	900	889	90	89	75-125	1	20	
Lithium	ug/L	101	1000	1000	1230	1220	113	112	75-125	0	20	
Magnesium	ug/L	70800	10000	10000	86800	82800	160	121	75-125	5	20	P6
Manganese	ug/L	18.3	1000	1000	969	940	95	92	75-125	3	20	
Molybdenum	ug/L	165	1000	1000	1200	1180	104	102	75-125	2	20	
Potassium	ug/L	15300	10000	10000	27000	26800	117	116	75-125	1	20	
Silica	ug/L	12200	10700	10700	23800	23100	109	102	75-125	3	20	N2
Sodium	ug/L	89200	10000	10000	106000	105000	166	154	75-125	1	20	P6

Results presented on this page are in the units indicated by the "Units" column except where an alternate unit is presented to the right of the result.

REPORT OF LABORATORY ANALYSIS

This report shall not be reproduced, except in full,
without the written consent of Pace Analytical Services, LLC.

Pace Analytical Services, LLC
7726 Moller Road
Indianapolis, IN 46268
(317)228-3100

QUALITY CONTROL DATA

Project: Eagle Valley P1R1
Pace Project No.: 50316501

QC Batch: 676844
QC Batch Method: EPA 200.2
Analysis Method: EPA 6020
Analysis Description: 6020 MET
Laboratory: Pace Analytical Services - Indianapolis
Associated Lab Samples: 50316501001

METHOD BLANK: 3116230 Matrix: Water
Associated Lab Samples: 50316501001

Parameter	Units	Blank Result	Reporting Limit	Analyzed	Qualifiers
Antimony	ug/L	ND	1.0	05/19/22 17:18	
Arsenic	ug/L	ND	1.0	05/19/22 17:18	
Beryllium	ug/L	ND	0.20	05/19/22 17:18	
Cobalt	ug/L	ND	1.0	05/19/22 17:18	
Selenium	ug/L	ND	1.0	05/19/22 17:18	
Thallium	ug/L	ND	1.0	05/19/22 17:18	

LABORATORY CONTROL SAMPLE: 3116231

Parameter	Units	Spike Conc.	LCS Result	LCS % Rec	% Rec Limits	Qualifiers
Antimony	ug/L	40	42.2	106	80-120	
Arsenic	ug/L	40	39.2	98	80-120	
Beryllium	ug/L	40	41.0	103	80-120	
Cobalt	ug/L	40	41.8	105	80-120	
Selenium	ug/L	40	39.4	98	80-120	
Thallium	ug/L	40	41.4	104	80-120	

MATRIX SPIKE & MATRIX SPIKE DUPLICATE: 3116232 3116233

Parameter	Units	50315566010 Result	MS Spike Conc.	MSD Spike Conc.	MS Result	MSD Result	MS % Rec	MSD % Rec	% Rec Limits	RPD	Max RPD	Qual
Antimony	ug/L	ND	40	40	43.3	43.7	108	109	75-125	1	20	
Arsenic	ug/L	ND	40	40	39.5	39.0	98	97	75-125	1	20	
Beryllium	ug/L	ND	40	40	41.8	41.3	104	103	75-125	1	20	
Cobalt	ug/L	ND	40	40	40.4	41.0	101	102	75-125	2	20	
Selenium	ug/L	ND	40	40	40.2	38.3	100	96	75-125	5	20	
Thallium	ug/L	ND	40	40	42.2	42.4	106	106	75-125	0	20	

Results presented on this page are in the units indicated by the "Units" column except where an alternate unit is presented to the right of the result.

REPORT OF LABORATORY ANALYSIS

This report shall not be reproduced, except in full,
without the written consent of Pace Analytical Services, LLC.

Pace Analytical Services, LLC
7726 Moller Road
Indianapolis, IN 46268
(317)228-3100

QUALITY CONTROL DATA

Project: Eagle Valley P1R1
Pace Project No.: 50316501

QC Batch: 677381
QC Batch Method: SM 2320B
Analysis Method: SM 2320B
Analysis Description: 2320B Alkalinity
Laboratory: Pace Analytical Services - Indianapolis
Associated Lab Samples: 50316501001

METHOD BLANK: 3118900 Matrix: Water
Associated Lab Samples: 50316501001

Parameter	Units	Blank Result	Reporting Limit	Analyzed	Qualifiers
Alkalinity, Total as CaCO3	mg/L	ND	2.0	05/20/22 19:54	
Alkalinity,Bicarbonate (CaCO3)	mg/L	ND	2.0	05/20/22 19:54	
Alkalinity,Carbonate (CaCO3)	mg/L	ND	2.0	05/20/22 19:54	

LABORATORY CONTROL SAMPLE: 3118901

Parameter	Units	Spike Conc.	LCS Result	LCS % Rec	% Rec Limits	Qualifiers
Alkalinity, Total as CaCO3	mg/L	50	53.0	106	90-110	

SAMPLE DUPLICATE: 3118903

Parameter	Units	50316506002 Result	Dup Result	RPD	Max RPD	Qualifiers
Alkalinity, Total as CaCO3	mg/L	289	296	2	20	
Alkalinity,Bicarbonate (CaCO3)	mg/L	289	296	2	20	
Alkalinity,Carbonate (CaCO3)	mg/L	ND	ND		20	

SAMPLE DUPLICATE: 3118904

Parameter	Units	50316507001 Result	Dup Result	RPD	Max RPD	Qualifiers
Alkalinity, Total as CaCO3	mg/L	436	442	1	20	
Alkalinity,Bicarbonate (CaCO3)	mg/L	436	442	1	20	
Alkalinity,Carbonate (CaCO3)	mg/L	ND	ND		20	

Results presented on this page are in the units indicated by the "Units" column except where an alternate unit is presented to the right of the result.

REPORT OF LABORATORY ANALYSIS

This report shall not be reproduced, except in full,
without the written consent of Pace Analytical Services, LLC.

Pace Analytical Services, LLC
7726 Moller Road
Indianapolis, IN 46268
(317)228-3100

QUALITY CONTROL DATA

Project: Eagle Valley P1R1
Pace Project No.: 50316501

QC Batch: 677049
QC Batch Method: SM 2540C
Analysis Method: SM 2540C
Analysis Description: 2540C Total Dissolved Solids
Laboratory: Pace Analytical Services - Indianapolis
Associated Lab Samples: 50316501001

METHOD BLANK: 3117321 Matrix: Water
Associated Lab Samples: 50316501001

Parameter	Units	Blank Result	Reporting Limit	Analyzed	Qualifiers
Total Dissolved Solids	mg/L	ND	10.0	05/19/22 15:11	

LABORATORY CONTROL SAMPLE: 3117326

Parameter	Units	Spike Conc.	LCS Result	LCS % Rec	% Rec Limits	Qualifiers
Total Dissolved Solids	mg/L	300	304	101	80-120	

SAMPLE DUPLICATE: 3117322

Parameter	Units	50316506002 Result	Dup Result	RPD	Max RPD	Qualifiers
Total Dissolved Solids	mg/L	1100	1110	1	10	

SAMPLE DUPLICATE: 3117323

Parameter	Units	50316478003 Result	Dup Result	RPD	Max RPD	Qualifiers
Total Dissolved Solids	mg/L	828	800	3	10	

Results presented on this page are in the units indicated by the "Units" column except where an alternate unit is presented to the right of the result.

REPORT OF LABORATORY ANALYSIS

This report shall not be reproduced, except in full,
without the written consent of Pace Analytical Services, LLC.

Pace Analytical Services, LLC
7726 Moller Road
Indianapolis, IN 46268
(317)228-3100

QUALITY CONTROL DATA

Project: Eagle Valley P1R1
Pace Project No.: 50316501

QC Batch: 677484
QC Batch Method: SM 4500-H+B
Analysis Method: SM 4500-H+B
Analysis Description: 4500H+B pH
Laboratory: Pace Analytical Services - Indianapolis

Associated Lab Samples: 50316501001

SAMPLE DUPLICATE: 3119900

Parameter	Units	50316506002 Result	Dup Result	RPD	Max RPD	Qualifiers
pH at 25 Degrees C	Std. Units	7.5	7.5	0	2	H3

SAMPLE DUPLICATE: 3119901

Parameter	Units	50316507001 Result	Dup Result	RPD	Max RPD	Qualifiers
pH at 25 Degrees C	Std. Units	6.9	7.0	1	2	H3

Results presented on this page are in the units indicated by the "Units" column except where an alternate unit is presented to the right of the result.

REPORT OF LABORATORY ANALYSIS

This report shall not be reproduced, except in full,
without the written consent of Pace Analytical Services, LLC.

Pace Analytical Services, LLC
7726 Moller Road
Indianapolis, IN 46268
(317)228-3100

QUALITY CONTROL DATA

Project: Eagle Valley P1R1
Pace Project No.: 50316501

QC Batch: 676795
QC Batch Method: SM 4500-S2-D
Analysis Method: SM 4500-S2-D
Analysis Description: 4500S2D Sulfide Water
Laboratory: Pace Analytical Services - Indianapolis
Associated Lab Samples: 50316501001

METHOD BLANK: 3116028 Matrix: Water
Associated Lab Samples: 50316501001

Parameter	Units	Blank Result	Reporting Limit	Analyzed	Qualifiers
Sulfide	mg/L	ND	0.10	05/18/22 09:12	

LABORATORY CONTROL SAMPLE: 3116029

Parameter	Units	Spike Conc.	LCS Result	LCS % Rec	% Rec Limits	Qualifiers
Sulfide	mg/L	0.5	0.46	92	90-110	

MATRIX SPIKE & MATRIX SPIKE DUPLICATE: 3116030 3116031

Parameter	Units	50316506002 Result	MS Spike Conc.	MSD Spike Conc.	MS Result	MSD Result	MS % Rec	MSD % Rec	% Rec Limits	RPD	Max RPD	Qual
Sulfide	mg/L	ND	0.5	0.5	0.55	0.55	110	110	90-110	1	20	

MATRIX SPIKE & MATRIX SPIKE DUPLICATE: 3116032 3116033

Parameter	Units	50316478003 Result	MS Spike Conc.	MSD Spike Conc.	MS Result	MSD Result	MS % Rec	MSD % Rec	% Rec Limits	RPD	Max RPD	Qual
Sulfide	mg/L	ND	0.5	0.5	0.54	0.53	107	106	90-110	2	20	

Results presented on this page are in the units indicated by the "Units" column except where an alternate unit is presented to the right of the result.

REPORT OF LABORATORY ANALYSIS

This report shall not be reproduced, except in full,
without the written consent of Pace Analytical Services, LLC.

Pace Analytical Services, LLC
7726 Moller Road
Indianapolis, IN 46268
(317)228-3100

QUALITY CONTROL DATA

Project: Eagle Valley P1R1
Pace Project No.: 50316501

QC Batch: 678396
QC Batch Method: HACH 8146
Analysis Method: HACH 8146
Analysis Description: Iron, Ferrous
Laboratory: Pace Analytical Services - Indianapolis

Associated Lab Samples: 50316501001

METHOD BLANK: 3123107 Matrix: Water
Associated Lab Samples: 50316501001

Parameter	Units	Blank Result	Reporting Limit	Analyzed	Qualifiers
Iron, Ferrous	mg/L	ND	0.20	05/25/22 21:41	H3,N2

LABORATORY CONTROL SAMPLE: 3123108

Parameter	Units	Spike Conc.	LCS Result	LCS % Rec	% Rec Limits	Qualifiers
Iron, Ferrous	mg/L	1	1.0	101	90-110	H3,N2

MATRIX SPIKE & MATRIX SPIKE DUPLICATE: 3123109 3123110

Parameter	Units	50316506002 Result	MS Spike Conc.	MSD Spike Conc.	MS Result	MSD Result	MS % Rec	MSD % Rec	% Rec Limits	RPD	Max RPD	Qual
Iron, Ferrous	mg/L	ND	1	1	1.0	0.97	102	97	90-110	5	20	H3,N2

MATRIX SPIKE SAMPLE: 3123111

Parameter	Units	50316499003 Result	Spike Conc.	MS Result	MS % Rec	% Rec Limits	Qualifiers
Iron, Ferrous	mg/L	ND	1	0.98	98	90-110	H3,N2

Results presented on this page are in the units indicated by the "Units" column except where an alternate unit is presented to the right of the result.

REPORT OF LABORATORY ANALYSIS

This report shall not be reproduced, except in full,
without the written consent of Pace Analytical Services, LLC.

Pace Analytical Services, LLC
7726 Moller Road
Indianapolis, IN 46268
(317)228-3100

QUALITY CONTROL DATA

Project: Eagle Valley P1R1
Pace Project No.: 50316501

QC Batch: 676251
QC Batch Method: EPA 353.2
Analysis Method: EPA 353.2
Analysis Description: 353.2 Nitrate + Nitrite, Unpres.
Laboratory: Pace Analytical Services - Indianapolis
Associated Lab Samples: 50316501001

METHOD BLANK: 3114048 Matrix: Water
Associated Lab Samples: 50316501001

Parameter	Units	Blank Result	Reporting Limit	Analyzed	Qualifiers
Nitrogen, Nitrate	mg/L	ND	0.10	05/14/22 09:04	
Nitrogen, Nitrite	mg/L	ND	0.10	05/14/22 09:04	

LABORATORY CONTROL SAMPLE: 3114049

Parameter	Units	Spike Conc.	LCS Result	LCS % Rec	% Rec Limits	Qualifiers
Nitrogen, Nitrate	mg/L	1	0.97	97	90-110	
Nitrogen, Nitrite	mg/L	1	0.98	98	90-110	

MATRIX SPIKE & MATRIX SPIKE DUPLICATE: 3114050 3114051

Parameter	Units	50316507001 Result	MS Spike Conc.	MSD Spike Conc.	MS Result	MSD Result	MS % Rec	MSD % Rec	% Rec Limits	RPD	Max RPD	Qual
Nitrogen, Nitrate	mg/L	0.84	1	1	1.9	1.9	102	102	90-110	0	20	
Nitrogen, Nitrite	mg/L	ND	1	1	0.97	0.97	97	97	90-110	1	20	

MATRIX SPIKE & MATRIX SPIKE DUPLICATE: 3114052 3114053

Parameter	Units	50316511002 Result	MS Spike Conc.	MSD Spike Conc.	MS Result	MSD Result	MS % Rec	MSD % Rec	% Rec Limits	RPD	Max RPD	Qual
Nitrogen, Nitrate	mg/L	ND	1	1	0.98	0.98	98	98	90-110	0	20	
Nitrogen, Nitrite	mg/L	ND	1	1	0.96	0.96	96	96	90-110	0	20	

Results presented on this page are in the units indicated by the "Units" column except where an alternate unit is presented to the right of the result.

REPORT OF LABORATORY ANALYSIS

This report shall not be reproduced, except in full,
without the written consent of Pace Analytical Services, LLC.

Pace Analytical Services, LLC
7726 Moller Road
Indianapolis, IN 46268
(317)228-3100

QUALITY CONTROL DATA

Project: Eagle Valley P1R1
Pace Project No.: 50316501

QC Batch: 676639
QC Batch Method: EPA 365.1
Analysis Method: EPA 365.1
Analysis Description: 365.1 Total Phosphorus
Laboratory: Pace Analytical Services - Indianapolis
Associated Lab Samples: 50316501001

METHOD BLANK: 3115304 Matrix: Water
Associated Lab Samples: 50316501001

Parameter	Units	Blank Result	Reporting Limit	Analyzed	Qualifiers
Phosphate as P04	mg/L	ND	0.15	05/21/22 09:44	

LABORATORY CONTROL SAMPLE: 3115305

Parameter	Units	Spike Conc.	LCS Result	LCS % Rec	% Rec Limits	Qualifiers
Phosphate as P04	mg/L		1.4			

MATRIX SPIKE & MATRIX SPIKE DUPLICATE: 3115306 3115307

Parameter	Units	50316506002 Result	MS Spike Conc.	MSD Spike Conc.	MS Result	MSD Result	MS % Rec	MSD % Rec	% Rec Limits	RPD	Max RPD	Qual
Phosphate as P04	mg/L	0.38			1.8	1.9				4		

Results presented on this page are in the units indicated by the "Units" column except where an alternate unit is presented to the right of the result.

REPORT OF LABORATORY ANALYSIS

This report shall not be reproduced, except in full,
without the written consent of Pace Analytical Services, LLC.

Pace Analytical Services, LLC
7726 Moller Road
Indianapolis, IN 46268
(317)228-3100

QUALITY CONTROL DATA

Project: Eagle Valley P1R1
Pace Project No.: 50316501

QC Batch: 678321
QC Batch Method: SM 5310C
Analysis Method: SM 5310C
Analysis Description: 5310C Total Organic Carbon
Laboratory: Pace Analytical Services - Indianapolis
Associated Lab Samples: 50316501001

METHOD BLANK: 3122816 Matrix: Water
Associated Lab Samples: 50316501001

Parameter	Units	Blank Result	Reporting Limit	Analyzed	Qualifiers
Total Organic Carbon	mg/L	ND	1.0	05/25/22 21:37	

LABORATORY CONTROL SAMPLE: 3122817

Parameter	Units	Spike Conc.	LCS Result	LCS % Rec	% Rec Limits	Qualifiers
Total Organic Carbon	mg/L	10	10.0	100	90-110	

MATRIX SPIKE & MATRIX SPIKE DUPLICATE: 3122818 3122819

Parameter	Units	50316506002 Result	MS Spike Conc.	MSD Spike Conc.	MS Result	MSD Result	MS % Rec	MSD % Rec	% Rec Limits	RPD	Max RPD	Qual
Total Organic Carbon	mg/L	1.4	10	10	11.6	11.5	102	102	80-120	0	20	

MATRIX SPIKE & MATRIX SPIKE DUPLICATE: 3122820 3122821

Parameter	Units	50316507001 Result	MS Spike Conc.	MSD Spike Conc.	MS Result	MSD Result	MS % Rec	MSD % Rec	% Rec Limits	RPD	Max RPD	Qual
Total Organic Carbon	mg/L	1.2	10	10	11.5	11.5	103	102	80-120	0	20	

Results presented on this page are in the units indicated by the "Units" column except where an alternate unit is presented to the right of the result.

REPORT OF LABORATORY ANALYSIS

This report shall not be reproduced, except in full,
without the written consent of Pace Analytical Services, LLC.

Pace Analytical Services, LLC
7726 Moller Road
Indianapolis, IN 46268
(317)228-3100

ANALYTICAL RESULTS - RADIOCHEMISTRY

Project: Eagle Valley P1R1
Pace Project No.: 50316501

Sample: FIELD BLANK 1 **Lab ID: 50316501001** Collected: 05/12/22 13:27 Received: 05/13/22 14:45 Matrix: Water
PWS: Site ID: Sample Type:

Parameters	Method	Act ± Unc (MDC) Carr Trac	Units	Analyzed	CAS No.	Qual
	Pace Analytical Services - Greensburg					
Radium-226	EPA 903.1	**-0.0432 ± 0.224 (0.519) C:NA T:94%**	pCi/L	06/27/22 11:53	13982-63-3	
	Pace Analytical Services - Greensburg					
Radium-228	EPA 904.0	**0.0150 ± 0.285 (0.666) C:76% T:94%**	pCi/L	06/21/22 14:45	15262-20-1	
	Pace Analytical Services - Greensburg					
Total Radium	Total Radium Calculation	**0.0150 ± 0.509 (1.19)**	pCi/L	06/27/22 17:40	7440-14-4	

This report shall not be reproduced, except in full,
without the written consent of Pace Analytical Services, LLC.

Pace Analytical Services, LLC
7726 Moller Road
Indianapolis, IN 46268
(317)228-3100

QUALITY CONTROL - RADIOCHEMISTRY

Project: Eagle Valley P1R1
Pace Project No.: 50316501

QC Batch: 510549
QC Batch Method: EPA 903.1
Analysis Method: EPA 903.1
Analysis Description: 903.1 Radium-226
Laboratory: Pace Analytical Services - Greensburg
Associated Lab Samples: 50316501001

METHOD BLANK: 2474573 Matrix: Water
Associated Lab Samples: 50316501001

Parameter	Act ± Unc (MDC) Carr Trac	Units	Analyzed	Qualifiers
Radium-226	-0.0450 ± 0.265 (0.590) C:NA T:95%	pCi/L	06/27/22 11:09	

Results presented on this page are in the units indicated by the "Units" column except where an alternate unit is presented to the right of the result.

REPORT OF LABORATORY ANALYSIS

This report shall not be reproduced, except in full,
without the written consent of Pace Analytical Services, LLC.

Pace Analytical Services, LLC
7726 Moller Road
Indianapolis, IN 46268
(317)228-3100

QUALITY CONTROL - RADIOCHEMISTRY

Project: Eagle Valley P1R1
Pace Project No.: 50316501

QC Batch: 510550
QC Batch Method: EPA 904.0
Analysis Method: EPA 904.0
Analysis Description: 904.0 Radium 228
Laboratory: Pace Analytical Services - Greensburg
Associated Lab Samples: 50316501001

METHOD BLANK: 2474574 Matrix: Water
Associated Lab Samples: 50316501001

Parameter	Act ± Unc (MDC) Carr Trac	Units	Analyzed	Qualifiers
Radium-228	-0.144 ± 0.223 (0.568) C:75% T:95%	pCi/L	06/21/22 11:42	

Results presented on this page are in the units indicated by the "Units" column except where an alternate unit is presented to the right of the result.

REPORT OF LABORATORY ANALYSIS

This report shall not be reproduced, except in full,
without the written consent of Pace Analytical Services, LLC.

Pace Analytical Services, LLC
7726 Moller Road
Indianapolis, IN 46268
(317)228-3100

QUALIFIERS

Project: Eagle Valley P1R1
Pace Project No.: 50316501

DEFINITIONS

DF - Dilution Factor, if reported, represents the factor applied to the reported data due to dilution of the sample aliquot.

ND - Not Detected at or above adjusted reporting limit.

TNTC - Too Numerous To Count

J - Estimated concentration above the adjusted method detection limit and below the adjusted reporting limit.

MDL - Adjusted Method Detection Limit.

PQL - Practical Quantitation Limit.

RL - Reporting Limit - The lowest concentration value that meets project requirements for quantitative data with known precision and bias for a specific analyte in a specific matrix.

S - Surrogate

1,2-Diphenylhydrazine decomposes to and cannot be separated from Azobenzene using Method 8270. The result for each analyte is a combined concentration.

Consistent with EPA guidelines, unrounded data are displayed and have been used to calculate % recovery and RPD values.

LCS(D) - Laboratory Control Sample (Duplicate)

MS(D) - Matrix Spike (Duplicate)

DUP - Sample Duplicate

RPD - Relative Percent Difference

NC - Not Calculable.

SG - Silica Gel - Clean-Up

U - Indicates the compound was analyzed for, but not detected.

N-Nitrosodiphenylamine decomposes and cannot be separated from Diphenylamine using Method 8270. The result reported for each analyte is a combined concentration.

Reported results are not rounded until the final step prior to reporting. Therefore, calculated parameters that are typically reported as "Total" may vary slightly from the sum of the reported component parameters.

Act - Activity

Unc - Uncertainty: SDWA = 1.96 sigma count uncertainty, all other matrices = Expanded Uncertainty (95% confidence interval). Gamma Spec = Expanded Uncertainty (95.4% Confidence Interval)

(MDC) - Minimum Detectable Concentration

Trac - Tracer Recovery (%)

Carr - Carrier Recovery (%)

Pace Analytical is TNI accredited. Contact your Pace PM for the current list of accredited analytes.

TNI - The NELAC Institute.

ANALYTE QUALIFIERS

H3	Sample was received or analysis requested beyond the recognized method holding time.
N2	The lab does not hold NELAC/TNI accreditation for this parameter but other accreditations/certifications may apply. A complete list of accreditations/certifications is available upon request.
P6	Matrix spike recovery was outside laboratory control limits due to a parent sample concentration notably higher than the spike level.
PL	The minimum mass of dried residue of 2.5 mg could not be obtained using the routine sample volume of 100 mL.

This report shall not be reproduced, except in full,
without the written consent of Pace Analytical Services, LLC.

Pace Analytical Services, LLC
7726 Moller Road
Indianapolis, IN 46268
(317)228-3100

QUALITY CONTROL DATA CROSS REFERENCE TABLE

Project: Eagle Valley P1R1
Pace Project No.: 50316501

Lab ID	Sample ID	QC Batch Method	QC Batch	Analytical Method	Analytical Batch
50316501001	**FIELD BLANK 1**	EPA 9056	678026		
50316501001	**FIELD BLANK 1**	EPA 3010	677583	EPA 6010	678550
50316501001	**FIELD BLANK 1**	EPA 200.2	676844	EPA 6020	677025
50316501001	**FIELD BLANK 1**	EPA 7470	677141	EPA 7470	677300
50316501001	**FIELD BLANK 1**	EPA 903.1	510549		
50316501001	**FIELD BLANK 1**	EPA 904.0	510550		
50316501001	**FIELD BLANK 1**	Total Radium Calculation	514741		
50316501001	**FIELD BLANK 1**	SM 2320B	677381		
50316501001	**FIELD BLANK 1**	SM 2540C	677049		
50316501001	**FIELD BLANK 1**	SM 4500-H+B	677484		
50316501001	**FIELD BLANK 1**	SM 4500-S2-D	676795		
50316501001	**FIELD BLANK 1**	HACH 8146	678396		
50316501001	**FIELD BLANK 1**	EPA 353.2	676251		
50316501001	**FIELD BLANK 1**	EPA 365.1	676639	EPA 365.1	677705
50316501001	**FIELD BLANK 1**	SM 5310C	678321		

This report shall not be reproduced, except in full,
without the written consent of Pace Analytical Services, LLC.

Pace Analytical
WWW.PACELABS.COM

CHAIN-OF-CUSTODY / Analytical Request Document

The Chain-of-Custody is a LEGAL DOCUMENT. All relevant fi

WO# : 50316501

50316501

Section A Required Client Information:		Section B Required Project Information:		Section C Invoice Information:	
Company:	Atlas Indianapolis	Report To:	Mark Breting	Attention:	Accounts Payab
Address:	7988 Centerpoint Drive	Copy To:		Company Name:	Atlas Indianap
	Indianapolis, IN 46256			Address:	
Email:	mark.breting@oneatlas.com	Purchase Order #:		Pace Quote:	
Phone:	NONE Fax:	Project Name:	Eagle Valley Profile 1 Report 1	Pace Project Manager:	hayden.putt@pacelabs.com
Requested Due Date:		Project #:		Pace Profile #:	10498/17

State / Location
IN

SAMPLE ID
One Character per box.
(A-Z, 0-9 / , -)
Sample Ids must be unique

MATRIX	CODE
Drinking Water	DW
Water	WT
Waste Water	WW
Product	P
Soil/Solid	SL
Oil	OL
Wipe	WP
Air	AR
Other	OT
Tissue	TS

ITEM #	SAMPLE ID	MATRIX CODE (see valid codes to left)	SAMPLE TYPE (G=GRAB C=COMP)	COLLECTED START DATE	COLLECTED START TIME	COLLECTED END DATE	COLLECTED END TIME	SAMPLE TEMP AT COLLECTION	# OF CONTAINERS	Preservatives: Unpreserved	H2SO4	HNO3	HCl	NaOH + ZnAcelate	Na2S2O3	Methanol	Other	Requested Analysis Filtered (Y/N)	Analyses Test: Y/N	TDS / NO2,NO3-Wet	(Cl, F, SO4) IC	Metals, Total*	Metals Diss. Field Filtered**	Rad-228	Rad-226	Alkalinity, Ferrous Iron, pH	TOC by 5310C	DOC by 5310C	Sulfide	Phosphate		Residual Chlorine (Y/N)	
																							Y					Y				
25	~~DUP 1~~	WT							11	3	3	4		1						X	X	X	X	X	X	X	X	X	X	X		
26	FIELD BLANK 1	WT	G			5.12	1327		9	2	2	4		1						X	X	X		X	X	X	X		X	X		
27																																
28																																
29																																
30																																
31																																
32																																
33																																
34																																
35																																
36																																

ADDITIONAL COMMENTS	RELINQUISHED BY / AFFILIATION	DATE	TIME	ACCEPTED BY / AFFILIATION	DATE	TIME
* Metals: 6010 (Al, Ba, B, Cd, Cr, Fe, Pb, Mn, Mo, Ca, Mg, Na, K, Li, SiO2)	SAMANTA LAX / ATLAS	5.12.22	1700		5/13/22	1535
6020 (Be, Co, As, Se, Sb, Tl), 7470 (Hg).		5/13/22	1445		5/13/22	1445
** Dissolved FF 6010 (Mo, Mn)						
Alkalinity = (Total , Bicarb & Carb)						

SAMPLE CONDITIONS			
TEMP in C	Received on Ice (Y/N)	Custody Sealed Cooler (Y/N)	Samples Intact (Y/N)
1.1	Y	N	Y

SAMPLER NAME AND SIGNATURE

PRINT Name of SAMPLER: SAMANTA LAX

SIGNATURE of SAMPLER: [signature]

DATE Signed: 5/12/2022

SAMPLE CONDITION UPON RECEIPT FORM

Date/Time and Initials of person examining contents: MCS 5/13/22 1639

1. **Courier:** ☐ FED EX ☐ UPS ☐ CLIENT ☑ PACE ☐ USPS ☐ OTHER _____

2. **Custody Seal on Cooler/Box Present:** ☐ Yes ☑ No

(If yes)Seals Intact: ☐ Yes ☑ No **(leave blank if no seals were present)**

3. **Thermometer:** 1 2 3 4 5 6 A B C D E (F)

4. **Cooler Temperature(s):** 1.1 | 1.1 | | | | **(Initial/Corrected)** RECORD TEMPS OF ALL COOLERS RECEIVED (use Comments below to add more)

5. **Packing Material:** ☐ Bubble Wrap ☑ Bubble Bags ☐ None ☐ Other _____

6. **Ice Type:** ☑ Wet ☐ Blue ☐ None

7. **If temp. is over 6°C or under 0°C, was the PM notified?:** ☐ Yes ☐ No
Cooler temp should be above freezing to 6°C

All discrepancies will be written out in the comments section below.

	Yes	No		Yes	No	N/A
USDA Regulated Soils? (HI, ID, NY, WA, OR,CA, NM, TX, OK, AR, LA, TN, AL, MS, NC, SC, GA, FL, or Puerto Rico)		✓	All containers needing acid/base preservation have been pH CHECKED?: **Exceptions: VOA, coliform, LLHg, O&G, RAD CHEM, and any container with a septum cap or preserved with HCl.** Circle: **HNO3 (<2) H2SO4 (<2) NaOH (>10) NaOH/ZnAc (>9)** Any non-conformance to pH recommendations will be noted on the container count form	✓		
Short Hold Time Analysis (48 hours or less)? **Analysis:** NO2	✓					
Time 5035A TC placed in Freezer or Short Holds To Lab	Time: 17:00		Residual Chlorine Check (SVOC 625 Pest/PCB 608)	Present	Absent	N/A ✓
Rush TAT Requested (4 days or less):		✓	Residual Chlorine Check (Total/Amenable/Free Cyanide)			✓
Custody Signatures Present?	✓		Headspace Wisconsin Sulfide?			✓
Containers Intact?:	✓		Headspace in VOA Vials (>6mm): See Containter Count form for details	Present	Absent	No VOA Vials Sent ✓
Sample Label (IDs/Dates/Times) Match COC?: Except TCs, which only require sample ID	✓		Trip Blank Present?		✓	
Extra labels on Terracore Vials? (soils only)		✓	Trip Blank Custody Seals?:			✓

COMMENTS:

COC PAGE ____ of ____

Sample Container Count

** Place a RED dot on containers that are out of conformance **

COC Line Item	WGFU	SBS / DI / MeOH (only) / BK / Kit R	DG9H VG9H	VOA VIAL HS (>6mm)	VG9U	DG9U	VG9T	AG0U	AG1H	AG1U	AG2U	AG3S	AG3SF	AG3C	BP1U	BP1N	BP2U	BP3U	BP3N	BP3F	BP3S	BP3B	BP3Z	CG3H	Syringe Kit			Matrix	HNO3/ H2SO4 pH <2	NaOH/ ZNAc pH >9	NaOH pH>10
1																															
2												1				2	1	2	1		1		1					9	✓	✓	
3																															
4																															
5																															
6																															
7																															
8																															
9																															
10																															
11																															
12																															

Container Codes

Glass

DG9H	40mL HCl amber voa vial	BG1T	1L Na Thiosulfate clear glass	BP1B	1L NaOH plastic
DG9P	40mL TSP amber vial	BG1U	1L unpreserved glass	BP1N	1L HNO3 plastic
DG9S	40mL H2SO4 amber vial	BG3H	250mL HCl Clear Glass	BP1S	1L H2SO4 plastic
DG9T	40mL Na Thio amber vial	BG3U	250mL Unpres Clear Glass	BP1U	1L unpreserved plastic
DG9U	40mL unpreserved amber vial	AG0U	100mL unpres amber glass	BP1Z	1L NaOH, Zn, Ac
VG9H	40mL HCl clear vial	AG1H	1L HCl amber glass	BP2N	500mL HNO3 plastic
VG9T	40mL Na Thio. clear vial	AG1S	1L H2SO4 amber glass	BP2C	500mL NaOH plastic
VG9U	40mL unpreserved clear vial	AG1T	1L Na Thiosulfate amber glass	BP2S	500mL H2SO4 plastic
I	40mL w/hexane wipe vial	AG1U	1liter unpres amber glass	BP2U	500mL unpreserved plastic
WGKU	8oz unpreserved clear jar	AG2N	500mL HNO3 amber glass	BP2Z	500mL NaOH, Zn Ac
WGFU	4oz clear soil jar	AG2S	500mL H2SO4 amber glass	BP3B	250mL NaOH plastic
JGFU	4oz unpreserved amber wide	AG2U	500mL unpres amber glass	BP3N	250mL HNO3 plastic
CG3H	250mL clear glass HCl	AG3S	250mL H2SO4 amber glass	BP3F	250mL HNO3 plastic-field filtered
BG1H	1L HCl clear glass	AG3SF	250mL H2SO4 amb glass -field filtered	BP3U	250mL unpreserved plastic
BG1S	1L H2SO4 clear glass	AG3U	250mL unpres amber glass	BP3S	250mL H2SO4 plastic
GN	General	AG3C	250mL NaOH amber glass	BP3Z	250mL NaOH, ZnAc plastic

Plastic / Misc.

BP4U	125mL unpreserved plastic
BP4N	125mL HNO3 plastic
BP4S	125mL H2SO4 plastic

Syringe Kit	LL Cr+6 sampling kit

AF	Air Filter
C	Air Cassettes
R	Terracore kit
SP5T	120mL Coliform Na Thiosulfate
U	Summa Can
ZPLC	Ziploc Bag

WT		Water	
SL		Solid	
NAL	OL	Non-aqueous liquid	Oil
WP		Wipe	

Pace Analytical Services, LLC
7726 Moller Road
Indianapolis, IN 46268
(317)228-3100

July 27, 2022

Mr. Mark Breting
ATC Group Services
7988 Centerpoint Drive
Suite 100
Indianapolis, IN 46256

RE: Project: Eagle Valley P1R1
Pace Project No.: 50316502

Dear Mr. Breting:

Enclosed are the analytical results for sample(s) received by the laboratory on May 13, 2022. The results relate only to the samples included in this report. Results reported herein conform to the applicable TNI/NELAC Standards and the laboratory's Quality Manual, where applicable, unless otherwise noted in the body of the report.

The test results provided in this final report were generated by each of the following laboratories within the Pace Network:

- Pace Analytical Services - Indianapolis
- Pace Analytical Services - Greensburg

If you have any questions concerning this report, please feel free to contact me.

Sincerely,

Hayden Putt
hayden.putt@pacelabs.com
(317)228-3145
Project Manager

Enclosures

cc: Mr. Robert Miller, Haley & Aldrich

Pace Analytical Services, LLC
7726 Moller Road
Indianapolis, IN 46268
(317)228-3100

CERTIFICATIONS

Project: Eagle Valley P1R1
Pace Project No.: 50316502

Pace Analytical Services Pennsylvania

1638 Roseytown Rd Suites 2,3&4, Greensburg, PA 15601
ANAB DOD-ELAP Rad Accreditation #: L2417
Alabama Certification #: 41590
Arizona Certification #: AZ0734
Arkansas Certification
California Certification #: 04222CA
Colorado Certification #: PA01547
Connecticut Certification #: PH-0694
Delaware Certification
EPA Region 4 DW Rad
Florida/TNI Certification #: E87683
Georgia Certification #: C040
Florida: Cert E871149 SEKS WET
Guam Certification
Hawaii Certification
Idaho Certification
Illinois Certification
Indiana Certification
Iowa Certification #: 391
Kansas/TNI Certification #: E-10358
Kentucky Certification #: KY90133
KY WW Permit #: KY0098221
KY WW Permit #: KY0000221
Louisiana DHH/TNI Certification #: LA180012
Louisiana DEQ/TNI Certification #: 4086
Maine Certification #: 2017020
Maryland Certification #: 308
Massachusetts Certification #: M-PA1457
Michigan/PADEP Certification #: 9991
Missouri Certification #: 235
Montana Certification #: Cert0082
Nebraska Certification #: NE-OS-29-14
Nevada Certification #: PA014572018-1
New Hampshire/TNI Certification #: 297617
New Jersey/TNI Certification #: PA051
New Mexico Certification #: PA01457
New York/TNI Certification #: 10888
North Carolina Certification #: 42706
North Dakota Certification #: R-190
Ohio EPA Rad Approval: #41249
Oregon/TNI Certification #: PA200002-010
Pennsylvania/TNI Certification #: 65-00282
Puerto Rico Certification #: PA01457
Rhode Island Certification #: 65-00282
South Dakota Certification
Tennessee Certification #: 02867
Texas/TNI Certification #: T104704188-17-3
Utah/TNI Certification #: PA014572017-9
USDA Soil Permit #: P330-17-00091
Vermont Dept. of Health: ID# VT-0282
Virgin Island/PADEP Certification
Virginia/VELAP Certification #: 460198
Washington Certification #: C868
West Virginia DEP Certification #: 143
West Virginia DHHR Certification #: 9964C
Wisconsin Approve List for Rad
Wyoming Certification #: 8TMS-L

Pace Analytical Services Indianapolis

7726 Moller Road, Indianapolis, IN 46268
Illinois Accreditation #: 200074
Indiana Drinking Water Laboratory #: C-49-06
Kansas/TNI Certification #: E-10177
Kentucky UST Agency Interest #: 80226
Kentucky WW Laboratory ID #: 98019
Michigan Drinking Water Laboratory #9050
Ohio VAP Certified Laboratory #: CL0065
Oklahoma Laboratory #: 9204
Texas Certification #: T104704355
Wisconsin Laboratory #: 999788130
USDA Soil Permit #: P330-19-00257

This report shall not be reproduced, except in full,
without the written consent of Pace Analytical Services, LLC.

Pace Analytical Services, LLC
7726 Moller Road
Indianapolis, IN 46268
(317)228-3100

SAMPLE SUMMARY

Project: Eagle Valley P1R1
Pace Project No.: 50316502

Lab ID	Sample ID	Matrix	Date Collected	Date Received
50316502001	**MW-11I**	Water	05/12/22 11:50	05/13/22 14:45
50316502002	**MW-11D**	Water	05/12/22 10:54	05/13/22 14:45

This report shall not be reproduced, except in full,
without the written consent of Pace Analytical Services, LLC.

Pace Analytical Services, LLC
7726 Moller Road
Indianapolis, IN 46268
(317)228-3100

SAMPLE ANALYTE COUNT

Project: Eagle Valley P1R1
Pace Project No.: 50316502

Lab ID	Sample ID	Method	Analysts	Analytes Reported	Laboratory
50316502001	**MW-11I**	EPA 9056	BK1	3	PASI-I
		EPA 6010	MTM	15	PASI-I
		EPA 6010	JPK	2	PASI-I
		EPA 6020	CAW	6	PASI-I
		EPA 7470	ILP	1	PASI-I
		EPA 903.1	SLC	1	PASI-PA
		EPA 904.0	VAL	1	PASI-PA
		Total Radium Calculation	JAL	1	PASI-PA
		SM 2320B	TAY	3	PASI-I
		SM 2540C	BSW	1	PASI-I
		SM 4500-H+B	TRK	1	PASI-I
		SM 4500-S2-D	SWJ	1	PASI-I
		HACH 8146	ZM	1	PASI-I
		EPA 353.2	OAS	2	PASI-I
		EPA 365.1	ZM	1	PASI-I
		SM 5310C	MMS	1	PASI-I
		SM 5310C	ZM	1	PASI-I
50316502002	**MW-11D**	EPA 9056	BK1	3	PASI-I
		EPA 6010	MTM	15	PASI-I
		EPA 6010	JPK	2	PASI-I
		EPA 6020	CAW	6	PASI-I
		EPA 7470	ILP	1	PASI-I
		EPA 903.1	SLC	1	PASI-PA
		EPA 904.0	VAL	1	PASI-PA
		Total Radium Calculation	JAL	1	PASI-PA
		SM 2320B	TAY	3	PASI-I
		SM 2540C	BSW	1	PASI-I
		SM 4500-H+B	TRK	1	PASI-I
		SM 4500-S2-D	SWJ	1	PASI-I
		HACH 8146	ZM	1	PASI-I
		EPA 353.2	OAS	2	PASI-I
		EPA 365.1	ZM	1	PASI-I
		SM 5310C	MMS	1	PASI-I
		SM 5310C	ZM	1	PASI-I

PASI-I = Pace Analytical Services - Indianapolis
PASI-PA = Pace Analytical Services - Greensburg

REPORT OF LABORATORY ANALYSIS

This report shall not be reproduced, except in full,
without the written consent of Pace Analytical Services, LLC.

Pace Analytical Services, LLC
7726 Moller Road
Indianapolis, IN 46268
(317)228-3100

SUMMARY OF DETECTION

Project: Eagle Valley P1R1
Pace Project No.: 50316502

Lab Sample ID / Method	Client Sample ID / Parameters	Result	Units	Report Limit	Analyzed	Qualifiers
50316502001	**MW-11I**					
EPA 9056	Chloride	95.9	mg/L	2.5	05/26/22 16:35	
EPA 9056	Fluoride	0.44	mg/L	0.10	05/26/22 16:16	
EPA 9056	Sulfate	96.8	mg/L	2.5	05/26/22 16:35	
EPA 6010	Barium	50.3	ug/L	10.0	05/26/22 12:38	
EPA 6010	Boron	2090	ug/L	100	05/26/22 12:38	
EPA 6010	Calcium	70700	ug/L	1000	05/26/22 12:38	
EPA 6010	Iron	115	ug/L	100	05/26/22 12:38	
EPA 6010	Lithium	102	ug/L	20.0	05/26/22 12:38	
EPA 6010	Magnesium	19200	ug/L	1000	05/26/22 12:38	
EPA 6010	Manganese	213	ug/L	10.0	05/26/22 12:38	
EPA 6010	Molybdenum	148	ug/L	10.0	05/26/22 12:38	
EPA 6010	Potassium	7200	ug/L	1000	05/26/22 12:38	
EPA 6010	Silica	9800	ug/L	450	05/26/22 12:38	N2
EPA 6010	Sodium	78700	ug/L	1000	05/26/22 12:38	
EPA 6010	Manganese, Dissolved	228	ug/L	10.0	05/24/22 03:53	
EPA 6010	Molybdenum, Dissolved	155	ug/L	10.0	05/24/22 03:53	
EPA 903.1	Radium-226	1.00 ± 0.425 (0.118) C:NA T:91%	pCi/L		06/27/22 16:44	
EPA 904.0	Radium-228	0.436 ± 0.432 (0.894) C:67% T:91%	pCi/L		06/21/22 16:00	
Total Radium Calculation	Total Radium	1.44 ± 0.857 (1.01)	pCi/L		07/01/22 17:40	
SM 2320B	Alkalinity, Total as CaCO3	234	mg/L	2.0	05/20/22 19:54	
SM 2320B	Alkalinity,Bicarbonate (CaCO3)	234	mg/L	2.0	05/20/22 19:54	
SM 2540C	Total Dissolved Solids	504	mg/L	10.0	05/19/22 15:12	
SM 4500-H+B	pH at 25 Degrees C	7.7	Std. Units	0.10	05/20/22 19:49	H3
50316502002	**MW-11D**					
EPA 9056	Chloride	105	mg/L	2.5	05/26/22 18:07	
EPA 9056	Fluoride	0.30	mg/L	0.10	05/27/22 10:24	
EPA 9056	Sulfate	117	mg/L	2.5	05/26/22 18:07	
EPA 6010	Barium	51.5	ug/L	10.0	05/26/22 12:40	
EPA 6010	Boron	2270	ug/L	100	05/26/22 12:40	
EPA 6010	Calcium	69900	ug/L	1000	05/26/22 12:40	
EPA 6010	Iron	952	ug/L	100	05/26/22 12:40	
EPA 6010	Lithium	88.1	ug/L	20.0	05/26/22 12:40	
EPA 6010	Magnesium	18900	ug/L	1000	05/26/22 12:40	
EPA 6010	Manganese	255	ug/L	10.0	05/26/22 12:40	
EPA 6010	Molybdenum	169	ug/L	10.0	05/26/22 12:40	
EPA 6010	Potassium	6780	ug/L	1000	05/26/22 12:40	
EPA 6010	Silica	10900	ug/L	450	05/26/22 12:40	N2
EPA 6010	Sodium	85400	ug/L	1000	05/26/22 12:40	
EPA 6010	Manganese, Dissolved	278	ug/L	10.0	05/24/22 03:55	
EPA 6010	Molybdenum, Dissolved	176	ug/L	10.0	05/24/22 03:55	

REPORT OF LABORATORY ANALYSIS

This report shall not be reproduced, except in full,
without the written consent of Pace Analytical Services, LLC.

Pace Analytical Services, LLC
7726 Moller Road
Indianapolis, IN 46268
(317)228-3100

SUMMARY OF DETECTION

Project: Eagle Valley P1R1
Pace Project No.: 50316502

Lab Sample ID / Method	Client Sample ID / Parameters	Result	Units	Report Limit	Analyzed	Qualifiers
50316502002	**MW-11D**					
EPA 6020	Arsenic	5.2	ug/L	1.0	05/19/22 19:56	
EPA 903.1	Radium-226	0.524 ± 0.315 (0.129) C:NA T:82%	pCi/L		06/27/22 16:44	
EPA 904.0	Radium-228	0.818 ± 0.459 (0.843) C:79% T:82%	pCi/L		06/21/22 16:00	
Total Radium Calculation	Total Radium	1.34 ± 0.774 (0.972)	pCi/L		07/01/22 17:40	
SM 2320B	Alkalinity, Total as CaCO3	214	mg/L	2.0	05/20/22 19:54	
SM 2320B	Alkalinity,Bicarbonate (CaCO3)	214	mg/L	2.0	05/20/22 19:54	
SM 2540C	Total Dissolved Solids	534	mg/L	10.0	05/19/22 15:12	
SM 4500-H+B	pH at 25 Degrees C	7.6	Std. Units	0.10	05/20/22 19:50	H3
EPA 353.2	Nitrogen, Nitrate	0.55	mg/L	0.10	05/13/22 19:20	
SM 5310C	Dissolved Organic Carbon	1.6	mg/L	1.0	05/24/22 00:35	

This report shall not be reproduced, except in full,
without the written consent of Pace Analytical Services, LLC.

Pace Analytical Services, LLC
7726 Moller Road
Indianapolis, IN 46268
(317)228-3100

ANALYTICAL RESULTS

Project: Eagle Valley P1R1
Pace Project No.: 50316502

Sample: MW-11I **Lab ID: 50316502001** Collected: 05/12/22 11:50 Received: 05/13/22 14:45 Matrix: Water

Parameters	Results	Units	Report Limit	DF	Prepared	Analyzed	CAS No.	Qual
9056 IC Anions	Analytical Method: EPA 9056							
	Pace Analytical Services - Indianapolis							
Chloride	**95.9**	mg/L	2.5	10		05/26/22 16:35	16887-00-6	
Fluoride	**0.44**	mg/L	0.10	1		05/26/22 16:16	16984-48-8	
Sulfate	**96.8**	mg/L	2.5	10		05/26/22 16:35	14808-79-8	
6010 MET ICP	Analytical Method: EPA 6010 Preparation Method: EPA 3010							
	Pace Analytical Services - Indianapolis							
Aluminum	ND	ug/L	200	1	05/25/22 08:57	05/26/22 12:38	7429-90-5	
Barium	**50.3**	ug/L	10.0	1	05/25/22 08:57	05/26/22 12:38	7440-39-3	
Boron	**2090**	ug/L	100	1	05/25/22 08:57	05/26/22 12:38	7440-42-8	
Cadmium	ND	ug/L	2.0	1	05/25/22 08:57	05/26/22 12:38	7440-43-9	
Calcium	**70700**	ug/L	1000	1	05/25/22 08:57	05/26/22 12:38	7440-70-2	
Chromium	ND	ug/L	10.0	1	05/25/22 08:57	05/26/22 12:38	7440-47-3	
Iron	**115**	ug/L	100	1	05/25/22 08:57	05/26/22 12:38	7439-89-6	
Lead	ND	ug/L	10.0	1	05/25/22 08:57	05/26/22 12:38	7439-92-1	
Lithium	**102**	ug/L	20.0	1	05/25/22 08:57	05/26/22 12:38	7439-93-2	
Magnesium	**19200**	ug/L	1000	1	05/25/22 08:57	05/26/22 12:38	7439-95-4	
Manganese	**213**	ug/L	10.0	1	05/25/22 08:57	05/26/22 12:38	7439-96-5	
Molybdenum	**148**	ug/L	10.0	1	05/25/22 08:57	05/26/22 12:38	7439-98-7	
Potassium	**7200**	ug/L	1000	1	05/25/22 08:57	05/26/22 12:38	7440-09-7	
Silica	**9800**	ug/L	450	1	05/25/22 08:57	05/26/22 12:38	7631-86-9	N2
Sodium	**78700**	ug/L	1000	1	05/25/22 08:57	05/26/22 12:38	7440-23-5	
6010 MET ICP, Dissolved	Analytical Method: EPA 6010 Preparation Method: EPA 3010							
	Pace Analytical Services - Indianapolis							
Manganese, Dissolved	**228**	ug/L	10.0	1	05/21/22 15:00	05/24/22 03:53	7439-96-5	
Molybdenum, Dissolved	**155**	ug/L	10.0	1	05/21/22 15:00	05/24/22 03:53	7439-98-7	
6020 MET ICPMS	Analytical Method: EPA 6020 Preparation Method: EPA 200.2							
	Pace Analytical Services - Indianapolis							
Antimony	ND	ug/L	1.0	1	05/18/22 14:45	05/19/22 19:52	7440-36-0	
Arsenic	ND	ug/L	1.0	1	05/18/22 14:45	05/19/22 19:52	7440-38-2	
Beryllium	ND	ug/L	0.20	1	05/18/22 14:45	05/19/22 19:52	7440-41-7	
Cobalt	ND	ug/L	1.0	1	05/18/22 14:45	05/19/22 19:52	7440-48-4	
Selenium	ND	ug/L	1.0	1	05/18/22 14:45	05/19/22 19:52	7782-49-2	
Thallium	ND	ug/L	1.0	1	05/18/22 14:45	05/19/22 19:52	7440-28-0	
7470 Mercury	Analytical Method: EPA 7470 Preparation Method: EPA 7470							
	Pace Analytical Services - Indianapolis							
Mercury	ND	ug/L	0.20	1	05/19/22 21:17	05/20/22 16:13	7439-97-6	
2320B Alkalinity	Analytical Method: SM 2320B							
	Pace Analytical Services - Indianapolis							
Alkalinity, Total as CaCO3	**234**	mg/L	2.0	1		05/20/22 19:54		
Alkalinity,Bicarbonate (CaCO3)	**234**	mg/L	2.0	1		05/20/22 19:54		
Alkalinity,Carbonate (CaCO3)	ND	mg/L	2.0	1		05/20/22 19:54		

REPORT OF LABORATORY ANALYSIS

This report shall not be reproduced, except in full,
without the written consent of Pace Analytical Services, LLC.

Pace Analytical Services, LLC
7726 Moller Road
Indianapolis, IN 46268
(317)228-3100

ANALYTICAL RESULTS

Project: Eagle Valley P1R1
Pace Project No.: 50316502

Sample: MW-11I **Lab ID: 50316502001** Collected: 05/12/22 11:50 Received: 05/13/22 14:45 Matrix: Water

Parameters	Results	Units	Report Limit	DF	Prepared	Analyzed	CAS No.	Qual
2540C Total Dissolved Solids	Analytical Method: SM 2540C Pace Analytical Services - Indianapolis							
Total Dissolved Solids	**504**	mg/L	10.0	1		05/19/22 15:12		
4500H+ pH, Electrometric	Analytical Method: SM 4500-H+B Pace Analytical Services - Indianapolis							
pH at 25 Degrees C	**7.7**	Std. Units	0.10	1		05/20/22 19:49		H3
4500S2D Sulfide Water	Analytical Method: SM 4500-S2-D Pace Analytical Services - Indianapolis							
Sulfide	ND	mg/L	0.10	1		05/18/22 09:12	18496-25-8	
Iron, Ferrous	Analytical Method: HACH 8146 Pace Analytical Services - Indianapolis							
Iron, Ferrous	ND	mg/L	0.20	1		05/25/22 22:10	15438-31-0	H3,N2
353.2 Nitrogen, NO2/NO3 unpres	Analytical Method: EPA 353.2 Pace Analytical Services - Indianapolis							
Nitrogen, Nitrate	ND	mg/L	0.10	1		05/13/22 19:31	14797-55-8	
Nitrogen, Nitrite	ND	mg/L	0.10	1		05/13/22 19:31	14797-65-0	
365.1 Total Phosphorus	Analytical Method: EPA 365.1 Preparation Method: EPA 365.1 Pace Analytical Services - Indianapolis							
Phosphate as P04	ND	mg/L	0.15	1	05/17/22 13:00	05/21/22 09:49		
5310C TOC	Analytical Method: SM 5310C Pace Analytical Services - Indianapolis							
Total Organic Carbon	ND	mg/L	1.0	1		05/25/22 23:18	7440-44-0	
5310C Dissolved Organic Carbon	Analytical Method: SM 5310C Pace Analytical Services - Indianapolis							
Dissolved Organic Carbon	ND	mg/L	1.0	1		05/24/22 00:15		

REPORT OF LABORATORY ANALYSIS

This report shall not be reproduced, except in full,
without the written consent of Pace Analytical Services, LLC.

Pace Analytical Services, LLC
7726 Moller Road
Indianapolis, IN 46268
(317)228-3100

ANALYTICAL RESULTS

Project: Eagle Valley P1R1
Pace Project No.: 50316502

Sample: MW-11D **Lab ID: 50316502002** Collected: 05/12/22 10:54 Received: 05/13/22 14:45 Matrix: Water

Parameters	Results	Units	Report Limit	DF	Prepared	Analyzed	CAS No.	Qual
9056 IC Anions	Analytical Method: EPA 9056							
	Pace Analytical Services - Indianapolis							
Chloride	**105**	mg/L	2.5	10		05/26/22 18:07	16887-00-6	
Fluoride	**0.30**	mg/L	0.10	1		05/27/22 10:24	16984-48-8	
Sulfate	**117**	mg/L	2.5	10		05/26/22 18:07	14808-79-8	
6010 MET ICP	Analytical Method: EPA 6010 Preparation Method: EPA 3010							
	Pace Analytical Services - Indianapolis							
Aluminum	ND	ug/L	200	1	05/25/22 08:57	05/26/22 12:40	7429-90-5	
Barium	**51.5**	ug/L	10.0	1	05/25/22 08:57	05/26/22 12:40	7440-39-3	
Boron	**2270**	ug/L	100	1	05/25/22 08:57	05/26/22 12:40	7440-42-8	
Cadmium	ND	ug/L	2.0	1	05/25/22 08:57	05/26/22 12:40	7440-43-9	
Calcium	**69900**	ug/L	1000	1	05/25/22 08:57	05/26/22 12:40	7440-70-2	
Chromium	ND	ug/L	10.0	1	05/25/22 08:57	05/26/22 12:40	7440-47-3	
Iron	**952**	ug/L	100	1	05/25/22 08:57	05/26/22 12:40	7439-89-6	
Lead	ND	ug/L	10.0	1	05/25/22 08:57	05/26/22 12:40	7439-92-1	
Lithium	**88.1**	ug/L	20.0	1	05/25/22 08:57	05/26/22 12:40	7439-93-2	
Magnesium	**18900**	ug/L	1000	1	05/25/22 08:57	05/26/22 12:40	7439-95-4	
Manganese	**255**	ug/L	10.0	1	05/25/22 08:57	05/26/22 12:40	7439-96-5	
Molybdenum	**169**	ug/L	10.0	1	05/25/22 08:57	05/26/22 12:40	7439-98-7	
Potassium	**6780**	ug/L	1000	1	05/25/22 08:57	05/26/22 12:40	7440-09-7	
Silica	**10900**	ug/L	450	1	05/25/22 08:57	05/26/22 12:40	7631-86-9	N2
Sodium	**85400**	ug/L	1000	1	05/25/22 08:57	05/26/22 12:40	7440-23-5	
6010 MET ICP, Dissolved	Analytical Method: EPA 6010 Preparation Method: EPA 3010							
	Pace Analytical Services - Indianapolis							
Manganese, Dissolved	**278**	ug/L	10.0	1	05/21/22 15:00	05/24/22 03:55	7439-96-5	
Molybdenum, Dissolved	**176**	ug/L	10.0	1	05/21/22 15:00	05/24/22 03:55	7439-98-7	
6020 MET ICPMS	Analytical Method: EPA 6020 Preparation Method: EPA 200.2							
	Pace Analytical Services - Indianapolis							
Antimony	ND	ug/L	1.0	1	05/18/22 14:45	05/19/22 19:56	7440-36-0	
Arsenic	**5.2**	ug/L	1.0	1	05/18/22 14:45	05/19/22 19:56	7440-38-2	
Beryllium	ND	ug/L	0.20	1	05/18/22 14:45	05/19/22 19:56	7440-41-7	
Cobalt	ND	ug/L	1.0	1	05/18/22 14:45	05/19/22 19:56	7440-48-4	
Selenium	ND	ug/L	1.0	1	05/18/22 14:45	05/19/22 19:56	7782-49-2	
Thallium	ND	ug/L	1.0	1	05/18/22 14:45	05/19/22 19:56	7440-28-0	
7470 Mercury	Analytical Method: EPA 7470 Preparation Method: EPA 7470							
	Pace Analytical Services - Indianapolis							
Mercury	ND	ug/L	0.20	1	05/19/22 21:17	05/20/22 16:15	7439-97-6	
2320B Alkalinity	Analytical Method: SM 2320B							
	Pace Analytical Services - Indianapolis							
Alkalinity, Total as CaCO3	**214**	mg/L	2.0	1		05/20/22 19:54		
Alkalinity,Bicarbonate (CaCO3)	**214**	mg/L	2.0	1		05/20/22 19:54		
Alkalinity,Carbonate (CaCO3)	ND	mg/L	2.0	1		05/20/22 19:54		

REPORT OF LABORATORY ANALYSIS

This report shall not be reproduced, except in full,
without the written consent of Pace Analytical Services, LLC.

Pace Analytical Services, LLC
7726 Moller Road
Indianapolis, IN 46268
(317)228-3100

ANALYTICAL RESULTS

Project: Eagle Valley P1R1
Pace Project No.: 50316502

Sample: MW-11D **Lab ID: 50316502002** Collected: 05/12/22 10:54 Received: 05/13/22 14:45 Matrix: Water

Parameters	Results	Units	Report Limit	DF	Prepared	Analyzed	CAS No.	Qual
2540C Total Dissolved Solids	Analytical Method: SM 2540C Pace Analytical Services - Indianapolis							
Total Dissolved Solids	**534**	mg/L	10.0	1		05/19/22 15:12		
4500H+ pH, Electrometric	Analytical Method: SM 4500-H+B Pace Analytical Services - Indianapolis							
pH at 25 Degrees C	**7.6**	Std. Units	0.10	1		05/20/22 19:50		H3
4500S2D Sulfide Water	Analytical Method: SM 4500-S2-D Pace Analytical Services - Indianapolis							
Sulfide	ND	mg/L	0.10	1		05/18/22 09:12	18496-25-8	
Iron, Ferrous	Analytical Method: HACH 8146 Pace Analytical Services - Indianapolis							
Iron, Ferrous	ND	mg/L	0.20	1		05/25/22 21:47	15438-31-0	H3,N2
353.2 Nitrogen, NO2/NO3 unpres	Analytical Method: EPA 353.2 Pace Analytical Services - Indianapolis							
Nitrogen, Nitrate	**0.55**	mg/L	0.10	1		05/13/22 19:20	14797-55-8	
Nitrogen, Nitrite	ND	mg/L	0.10	1		05/13/22 19:20	14797-65-0	
365.1 Total Phosphorus	Analytical Method: EPA 365.1 Preparation Method: EPA 365.1 Pace Analytical Services - Indianapolis							
Phosphate as P04	ND	mg/L	0.15	1	05/17/22 13:00	05/21/22 09:50		
5310C TOC	Analytical Method: SM 5310C Pace Analytical Services - Indianapolis							
Total Organic Carbon	ND	mg/L	1.0	1		05/25/22 23:51	7440-44-0	
5310C Dissolved Organic Carbon	Analytical Method: SM 5310C Pace Analytical Services - Indianapolis							
Dissolved Organic Carbon	**1.6**	mg/L	1.0	1		05/24/22 00:35		

REPORT OF LABORATORY ANALYSIS

This report shall not be reproduced, except in full,
without the written consent of Pace Analytical Services, LLC.

Pace Analytical Services, LLC
7726 Moller Road
Indianapolis, IN 46268
(317)228-3100

QUALITY CONTROL DATA

Project: Eagle Valley P1R1
Pace Project No.: 50316502

QC Batch: 678026
QC Batch Method: EPA 9056
Analysis Method: EPA 9056
Analysis Description: 9056 IC Anions
Laboratory: Pace Analytical Services - Indianapolis
Associated Lab Samples: 50316502001, 50316502002

METHOD BLANK: 3121712 Matrix: Water
Associated Lab Samples: 50316502001, 50316502002

Parameter	Units	Blank Result	Reporting Limit	Analyzed	Qualifiers
Chloride	mg/L	ND	0.25	05/26/22 10:08	
Fluoride	mg/L	ND	0.10	05/26/22 10:08	
Sulfate	mg/L	ND	0.25	05/26/22 10:08	

LABORATORY CONTROL SAMPLE: 3121713

Parameter	Units	Spike Conc.	LCS Result	LCS % Rec	% Rec Limits	Qualifiers
Chloride	mg/L	1.2	1.2	94	80-120	
Fluoride	mg/L	0.5	0.56	112	80-120	
Sulfate	mg/L	2.5	2.5	102	80-120	

MATRIX SPIKE & MATRIX SPIKE DUPLICATE: 3121714 3121715

Parameter	Units	50316506002 Result	MS Spike Conc.	MSD Spike Conc.	MS Result	MSD Result	MS % Rec	MSD % Rec	% Rec Limits	RPD	Max RPD	Qual
Chloride	mg/L	140	125	125	252	251	89	89	80-120	0	15	
Fluoride	mg/L	0.29	0.5	0.5	0.86	0.86	114	115	80-120	1	15	
Sulfate	mg/L	405	250	250	623	619	87	86	80-120	1	15	

Results presented on this page are in the units indicated by the "Units" column except where an alternate unit is presented to the right of the result.

REPORT OF LABORATORY ANALYSIS

This report shall not be reproduced, except in full,
without the written consent of Pace Analytical Services, LLC.

Pace Analytical Services, LLC
7726 Moller Road
Indianapolis, IN 46268
(317)228-3100

QUALITY CONTROL DATA

Project: Eagle Valley P1R1
Pace Project No.: 50316502

QC Batch: 677141
QC Batch Method: EPA 7470
Analysis Method: EPA 7470
Analysis Description: 7470 Mercury
Laboratory: Pace Analytical Services - Indianapolis
Associated Lab Samples: 50316502001, 50316502002

METHOD BLANK: 3117622 Matrix: Water
Associated Lab Samples: 50316502001, 50316502002

Parameter	Units	Blank Result	Reporting Limit	Analyzed	Qualifiers
Mercury	ug/L	ND	0.20	05/20/22 15:51	

LABORATORY CONTROL SAMPLE: 3117623

Parameter	Units	Spike Conc.	LCS Result	LCS % Rec	% Rec Limits	Qualifiers
Mercury	ug/L	5	4.9	98	80-120	

MATRIX SPIKE & MATRIX SPIKE DUPLICATE: 3117624 3117625

Parameter	Units	50316506002 Result	MS Spike Conc.	MSD Spike Conc.	MS Result	MSD Result	MS % Rec	MSD % Rec	% Rec Limits	RPD	Max RPD	Qual
Mercury	ug/L	ND	5	5	4.7	4.8	95	96	75-125	2	20	

MATRIX SPIKE & MATRIX SPIKE DUPLICATE: 3117626 3117627

Parameter	Units	50316507001 Result	MS Spike Conc.	MSD Spike Conc.	MS Result	MSD Result	MS % Rec	MSD % Rec	% Rec Limits	RPD	Max RPD	Qual
Mercury	ug/L	ND	5	5	4.9	5.0	99	99	75-125	1	20	

Results presented on this page are in the units indicated by the "Units" column except where an alternate unit is presented to the right of the result.

REPORT OF LABORATORY ANALYSIS

This report shall not be reproduced, except in full,
without the written consent of Pace Analytical Services, LLC.

Pace Analytical Services, LLC
7726 Moller Road
Indianapolis, IN 46268
(317)228-3100

QUALITY CONTROL DATA

Project: Eagle Valley P1R1
Pace Project No.: 50316502

QC Batch: 677583
QC Batch Method: EPA 3010
Analysis Method: EPA 6010
Analysis Description: 6010 MET
Laboratory: Pace Analytical Services - Indianapolis
Associated Lab Samples: 50316502001, 50316502002

METHOD BLANK: 3120339 Matrix: Water
Associated Lab Samples: 50316502001, 50316502002

Parameter	Units	Blank Result	Reporting Limit	Analyzed	Qualifiers
Aluminum	ug/L	ND	200	05/26/22 12:03	
Barium	ug/L	ND	10.0	05/26/22 12:03	
Boron	ug/L	ND	100	05/26/22 12:03	
Cadmium	ug/L	ND	2.0	05/26/22 12:03	
Calcium	ug/L	ND	1000	05/26/22 12:03	
Chromium	ug/L	ND	10.0	05/26/22 12:03	
Iron	ug/L	ND	100	05/26/22 12:03	
Lead	ug/L	ND	10.0	05/26/22 12:03	
Lithium	ug/L	ND	20.0	05/26/22 12:03	
Magnesium	ug/L	ND	1000	05/26/22 12:03	
Manganese	ug/L	ND	10.0	05/26/22 12:03	
Molybdenum	ug/L	ND	10.0	05/26/22 12:03	
Potassium	ug/L	ND	1000	05/26/22 12:03	
Silica	ug/L	ND	450	05/26/22 12:03	N2
Sodium	ug/L	ND	1000	05/26/22 12:03	

LABORATORY CONTROL SAMPLE: 3120340

Parameter	Units	Spike Conc.	LCS Result	LCS % Rec	% Rec Limits	Qualifiers
Aluminum	ug/L	10000	9430	94	80-120	
Barium	ug/L	1000	976	98	80-120	
Boron	ug/L	1000	929	93	80-120	
Cadmium	ug/L	1000	942	94	80-120	
Calcium	ug/L	10000	9690	97	80-120	
Chromium	ug/L	1000	967	97	80-120	
Iron	ug/L	10000	9430	94	80-120	
Lead	ug/L	1000	919	92	80-120	
Lithium	ug/L	1000	1020	102	80-120	
Magnesium	ug/L	10000	9240	92	80-120	
Manganese	ug/L	1000	936	94	80-120	
Molybdenum	ug/L	1000	983	98	80-120	
Potassium	ug/L	10000	9460	95	80-120	
Silica	ug/L	10700	9950	93	80-120	N2
Sodium	ug/L	10000	9710	97	80-120	

Results presented on this page are in the units indicated by the "Units" column except where an alternate unit is presented to the right of the result.

REPORT OF LABORATORY ANALYSIS

This report shall not be reproduced, except in full,
without the written consent of Pace Analytical Services, LLC.

Pace Analytical Services, LLC
7726 Moller Road
Indianapolis, IN 46268
(317)228-3100

QUALITY CONTROL DATA

Project: Eagle Valley P1R1
Pace Project No.: 50316502

MATRIX SPIKE & MATRIX SPIKE DUPLICATE: 3120341 3120342

Parameter	Units	50316506002 Result	MS Spike Conc.	MSD Spike Conc.	MS Result	MSD Result	MS % Rec	MSD % Rec	% Rec Limits	RPD	Max RPD	Qual
Aluminum	ug/L	ND	10000	10000	9740	10200	97	102	75-125	5	20	
Barium	ug/L	127	1000	1000	1120	1170	99	104	75-125	4	20	
Boron	ug/L	723	1000	1000	1690	1760	97	103	75-125	4	20	
Cadmium	ug/L	ND	1000	1000	986	1020	99	102	75-125	4	20	
Calcium	ug/L	174000	10000	10000	188000	193000	137	184	75-125	2	20	P6
Chromium	ug/L	ND	1000	1000	961	1000	96	100	75-125	4	20	
Iron	ug/L	ND	10000	10000	9270	9680	93	97	75-125	4	20	
Lead	ug/L	ND	1000	1000	901	934	90	93	75-125	4	20	
Lithium	ug/L	26.2	1000	1000	1140	1180	111	116	75-125	4	20	
Magnesium	ug/L	45400	10000	10000	55000	56100	96	107	75-125	2	20	
Manganese	ug/L	17.3	1000	1000	943	981	93	96	75-125	4	20	
Molybdenum	ug/L	25.6	1000	1000	1040	1080	102	105	75-125	3	20	
Potassium	ug/L	5970	10000	10000	16500	17200	106	112	75-125	4	20	
Silica	ug/L	15100	10700	10700	25500	26200	97	104	75-125	3	20	N2
Sodium	ug/L	97800	10000	10000	111000	114000	134	164	75-125	3	20	P6

MATRIX SPIKE & MATRIX SPIKE DUPLICATE: 3120343 3120344

Parameter	Units	50316507001 Result	MS Spike Conc.	MSD Spike Conc.	MS Result	MSD Result	MS % Rec	MSD % Rec	% Rec Limits	RPD	Max RPD	Qual
Aluminum	ug/L	ND	10000	10000	10100	9820	101	98	75-125	2	20	
Barium	ug/L	36.8	1000	1000	1020	1020	98	99	75-125	0	20	
Boron	ug/L	8280	1000	1000	10200	9760	190	148	75-125	4	20	P6
Cadmium	ug/L	ND	1000	1000	998	986	100	99	75-125	1	20	
Calcium	ug/L	232000	10000	10000	258000	258000	262	262	75-125	0	20	P6
Chromium	ug/L	ND	1000	1000	964	963	96	96	75-125	0	20	
Iron	ug/L	ND	10000	10000	9500	9220	95	92	75-125	3	20	
Lead	ug/L	ND	1000	1000	900	889	90	89	75-125	1	20	
Lithium	ug/L	101	1000	1000	1230	1220	113	112	75-125	0	20	
Magnesium	ug/L	70800	10000	10000	86800	82800	160	121	75-125	5	20	P6
Manganese	ug/L	18.3	1000	1000	969	940	95	92	75-125	3	20	
Molybdenum	ug/L	165	1000	1000	1200	1180	104	102	75-125	2	20	
Potassium	ug/L	15300	10000	10000	27000	26800	117	116	75-125	1	20	
Silica	ug/L	12200	10700	10700	23800	23100	109	102	75-125	3	20	N2
Sodium	ug/L	89200	10000	10000	106000	105000	166	154	75-125	1	20	P6

Results presented on this page are in the units indicated by the "Units" column except where an alternate unit is presented to the right of the result.

REPORT OF LABORATORY ANALYSIS

This report shall not be reproduced, except in full,
without the written consent of Pace Analytical Services, LLC.

Pace Analytical Services, LLC
7726 Moller Road
Indianapolis, IN 46268
(317)228-3100

QUALITY CONTROL DATA

Project: Eagle Valley P1R1
Pace Project No.: 50316502

QC Batch: 677435
QC Batch Method: EPA 3010
Analysis Method: EPA 6010
Analysis Description: 6010 MET Dissolved
Laboratory: Pace Analytical Services - Indianapolis
Associated Lab Samples: 50316502001, 50316502002

METHOD BLANK: 3119311 Matrix: Water
Associated Lab Samples: 50316502001, 50316502002

Parameter	Units	Blank Result	Reporting Limit	Analyzed	Qualifiers
Manganese, Dissolved	ug/L	ND	10.0	05/24/22 03:13	
Molybdenum, Dissolved	ug/L	ND	10.0	05/24/22 03:13	

LABORATORY CONTROL SAMPLE: 3119312

Parameter	Units	Spike Conc.	LCS Result	LCS % Rec	% Rec Limits	Qualifiers
Manganese, Dissolved	ug/L	1000	988	99	80-120	
Molybdenum, Dissolved	ug/L	1000	1020	102	80-120	

MATRIX SPIKE & MATRIX SPIKE DUPLICATE: 3119313 3119314

Parameter	Units	50316506002 Result	MS Spike Conc.	MSD Spike Conc.	MS Result	MSD Result	MS % Rec	MSD % Rec	% Rec Limits	RPD	Max RPD	Qual
Manganese, Dissolved	ug/L	20.8	1000	1000	988	993	97	97	75-125	0	20	
Molybdenum, Dissolved	ug/L	27.4	1000	1000	1050	1050	102	102	75-125	0	20	

Results presented on this page are in the units indicated by the "Units" column except where an alternate unit is presented to the right of the result.

REPORT OF LABORATORY ANALYSIS

This report shall not be reproduced, except in full,
without the written consent of Pace Analytical Services, LLC.

Pace Analytical Services, LLC
7726 Moller Road
Indianapolis, IN 46268
(317)228-3100

QUALITY CONTROL DATA

Project: Eagle Valley P1R1
Pace Project No.: 50316502

QC Batch: 676844
QC Batch Method: EPA 200.2
Analysis Method: EPA 6020
Analysis Description: 6020 MET
Laboratory: Pace Analytical Services - Indianapolis
Associated Lab Samples: 50316502001, 50316502002

METHOD BLANK: 3116230 Matrix: Water
Associated Lab Samples: 50316502001, 50316502002

Parameter	Units	Blank Result	Reporting Limit	Analyzed	Qualifiers
Antimony	ug/L	ND	1.0	05/19/22 17:18	
Arsenic	ug/L	ND	1.0	05/19/22 17:18	
Beryllium	ug/L	ND	0.20	05/19/22 17:18	
Cobalt	ug/L	ND	1.0	05/19/22 17:18	
Selenium	ug/L	ND	1.0	05/19/22 17:18	
Thallium	ug/L	ND	1.0	05/19/22 17:18	

LABORATORY CONTROL SAMPLE: 3116231

Parameter	Units	Spike Conc.	LCS Result	LCS % Rec	% Rec Limits	Qualifiers
Antimony	ug/L	40	42.2	106	80-120	
Arsenic	ug/L	40	39.2	98	80-120	
Beryllium	ug/L	40	41.0	103	80-120	
Cobalt	ug/L	40	41.8	105	80-120	
Selenium	ug/L	40	39.4	98	80-120	
Thallium	ug/L	40	41.4	104	80-120	

MATRIX SPIKE & MATRIX SPIKE DUPLICATE: 3116232 3116233

Parameter	Units	50315566010 Result	MS Spike Conc.	MSD Spike Conc.	MS Result	MSD Result	MS % Rec	MSD % Rec	% Rec Limits	RPD	Max RPD	Qual
Antimony	ug/L	ND	40	40	43.3	43.7	108	109	75-125	1	20	
Arsenic	ug/L	ND	40	40	39.5	39.0	98	97	75-125	1	20	
Beryllium	ug/L	ND	40	40	41.8	41.3	104	103	75-125	1	20	
Cobalt	ug/L	ND	40	40	40.4	41.0	101	102	75-125	2	20	
Selenium	ug/L	ND	40	40	40.2	38.3	100	96	75-125	5	20	
Thallium	ug/L	ND	40	40	42.2	42.4	106	106	75-125	0	20	

Results presented on this page are in the units indicated by the "Units" column except where an alternate unit is presented to the right of the result.

REPORT OF LABORATORY ANALYSIS

This report shall not be reproduced, except in full,
without the written consent of Pace Analytical Services, LLC.

Pace Analytical Services, LLC
7726 Moller Road
Indianapolis, IN 46268
(317)228-3100

QUALITY CONTROL DATA

Project: Eagle Valley P1R1
Pace Project No.: 50316502

QC Batch: 677381
QC Batch Method: SM 2320B
Analysis Method: SM 2320B
Analysis Description: 2320B Alkalinity
Laboratory: Pace Analytical Services - Indianapolis
Associated Lab Samples: 50316502001, 50316502002

METHOD BLANK: 3118900 Matrix: Water
Associated Lab Samples: 50316502001, 50316502002

Parameter	Units	Blank Result	Reporting Limit	Analyzed	Qualifiers
Alkalinity, Total as CaCO3	mg/L	ND	2.0	05/20/22 19:54	
Alkalinity,Bicarbonate (CaCO3)	mg/L	ND	2.0	05/20/22 19:54	
Alkalinity,Carbonate (CaCO3)	mg/L	ND	2.0	05/20/22 19:54	

LABORATORY CONTROL SAMPLE: 3118901

Parameter	Units	Spike Conc.	LCS Result	LCS % Rec	% Rec Limits	Qualifiers
Alkalinity, Total as CaCO3	mg/L	50	53.0	106	90-110	

SAMPLE DUPLICATE: 3118903

Parameter	Units	50316506002 Result	Dup Result	RPD	Max RPD	Qualifiers
Alkalinity, Total as CaCO3	mg/L	289	296	2	20	
Alkalinity,Bicarbonate (CaCO3)	mg/L	289	296	2	20	
Alkalinity,Carbonate (CaCO3)	mg/L	ND	ND		20	

SAMPLE DUPLICATE: 3118904

Parameter	Units	50316507001 Result	Dup Result	RPD	Max RPD	Qualifiers
Alkalinity, Total as CaCO3	mg/L	436	442	1	20	
Alkalinity,Bicarbonate (CaCO3)	mg/L	436	442	1	20	
Alkalinity,Carbonate (CaCO3)	mg/L	ND	ND		20	

Results presented on this page are in the units indicated by the "Units" column except where an alternate unit is presented to the right of the result.

REPORT OF LABORATORY ANALYSIS

This report shall not be reproduced, except in full,
without the written consent of Pace Analytical Services, LLC.

Pace Analytical Services, LLC
7726 Moller Road
Indianapolis, IN 46268
(317)228-3100

QUALITY CONTROL DATA

Project: Eagle Valley P1R1
Pace Project No.: 50316502

QC Batch: 677049
QC Batch Method: SM 2540C
Analysis Method: SM 2540C
Analysis Description: 2540C Total Dissolved Solids
Laboratory: Pace Analytical Services - Indianapolis
Associated Lab Samples: 50316502001, 50316502002

METHOD BLANK: 3117321 Matrix: Water
Associated Lab Samples: 50316502001, 50316502002

Parameter	Units	Blank Result	Reporting Limit	Analyzed	Qualifiers
Total Dissolved Solids	mg/L	ND	10.0	05/19/22 15:11	

LABORATORY CONTROL SAMPLE: 3117326

Parameter	Units	Spike Conc.	LCS Result	LCS % Rec	% Rec Limits	Qualifiers
Total Dissolved Solids	mg/L	300	304	101	80-120	

SAMPLE DUPLICATE: 3117322

Parameter	Units	50316506002 Result	Dup Result	RPD	Max RPD	Qualifiers
Total Dissolved Solids	mg/L	1100	1110	1	10	

SAMPLE DUPLICATE: 3117323

Parameter	Units	50316478003 Result	Dup Result	RPD	Max RPD	Qualifiers
Total Dissolved Solids	mg/L	828	800	3	10	

Results presented on this page are in the units indicated by the "Units" column except where an alternate unit is presented to the right of the result.

REPORT OF LABORATORY ANALYSIS

This report shall not be reproduced, except in full,
without the written consent of Pace Analytical Services, LLC.

Pace Analytical Services, LLC
7726 Moller Road
Indianapolis, IN 46268
(317)228-3100

QUALITY CONTROL DATA

Project: Eagle Valley P1R1
Pace Project No.: 50316502

QC Batch: 677484
QC Batch Method: SM 4500-H+B
Analysis Method: SM 4500-H+B
Analysis Description: 4500H+B pH
Laboratory: Pace Analytical Services - Indianapolis
Associated Lab Samples: 50316502001, 50316502002

SAMPLE DUPLICATE: 3119900

Parameter	Units	50316506002 Result	Dup Result	RPD	Max RPD	Qualifiers
pH at 25 Degrees C	Std. Units	7.5	7.5	0	2	H3

SAMPLE DUPLICATE: 3119901

Parameter	Units	50316507001 Result	Dup Result	RPD	Max RPD	Qualifiers
pH at 25 Degrees C	Std. Units	6.9	7.0	1	2	H3

Results presented on this page are in the units indicated by the "Units" column except where an alternate unit is presented to the right of the result.

REPORT OF LABORATORY ANALYSIS

This report shall not be reproduced, except in full,
without the written consent of Pace Analytical Services, LLC.

Pace Analytical Services, LLC
7726 Moller Road
Indianapolis, IN 46268
(317)228-3100

QUALITY CONTROL DATA

Project: Eagle Valley P1R1
Pace Project No.: 50316502

QC Batch: 676795
QC Batch Method: SM 4500-S2-D
Analysis Method: SM 4500-S2-D
Analysis Description: 4500S2D Sulfide Water
Laboratory: Pace Analytical Services - Indianapolis
Associated Lab Samples: 50316502001, 50316502002

METHOD BLANK: 3116028 Matrix: Water
Associated Lab Samples: 50316502001, 50316502002

Parameter	Units	Blank Result	Reporting Limit	Analyzed	Qualifiers
Sulfide	mg/L	ND	0.10	05/18/22 09:12	

LABORATORY CONTROL SAMPLE: 3116029

Parameter	Units	Spike Conc.	LCS Result	LCS % Rec	% Rec Limits	Qualifiers
Sulfide	mg/L	0.5	0.46	92	90-110	

MATRIX SPIKE & MATRIX SPIKE DUPLICATE: 3116030 3116031

Parameter	Units	50316506002 Result	MS Spike Conc.	MSD Spike Conc.	MS Result	MSD Result	MS % Rec	MSD % Rec	% Rec Limits	RPD	Max RPD	Qual
Sulfide	mg/L	ND	0.5	0.5	0.55	0.55	110	110	90-110	1	20	

MATRIX SPIKE & MATRIX SPIKE DUPLICATE: 3116032 3116033

Parameter	Units	50316478003 Result	MS Spike Conc.	MSD Spike Conc.	MS Result	MSD Result	MS % Rec	MSD % Rec	% Rec Limits	RPD	Max RPD	Qual
Sulfide	mg/L	ND	0.5	0.5	0.54	0.53	107	106	90-110	2	20	

Results presented on this page are in the units indicated by the "Units" column except where an alternate unit is presented to the right of the result.

REPORT OF LABORATORY ANALYSIS

This report shall not be reproduced, except in full,
without the written consent of Pace Analytical Services, LLC.

Pace Analytical Services, LLC
7726 Moller Road
Indianapolis, IN 46268
(317)228-3100

QUALITY CONTROL DATA

Project: Eagle Valley P1R1
Pace Project No.: 50316502

QC Batch: 678396
QC Batch Method: HACH 8146
Analysis Method: HACH 8146
Analysis Description: Iron, Ferrous
Laboratory: Pace Analytical Services - Indianapolis
Associated Lab Samples: 50316502001, 50316502002

METHOD BLANK: 3123107 Matrix: Water
Associated Lab Samples: 50316502001, 50316502002

Parameter	Units	Blank Result	Reporting Limit	Analyzed	Qualifiers
Iron, Ferrous	mg/L	ND	0.20	05/25/22 21:41	H3,N2

LABORATORY CONTROL SAMPLE: 3123108

Parameter	Units	Spike Conc.	LCS Result	LCS % Rec	% Rec Limits	Qualifiers
Iron, Ferrous	mg/L	1	1.0	101	90-110	H3,N2

MATRIX SPIKE & MATRIX SPIKE DUPLICATE: 3123109 3123110

Parameter	Units	50316506002 Result	MS Spike Conc.	MSD Spike Conc.	MS Result	MSD Result	MS % Rec	MSD % Rec	% Rec Limits	RPD	Max RPD	Qual
Iron, Ferrous	mg/L	ND	1	1	1.0	0.97	102	97	90-110	5	20	H3,N2

MATRIX SPIKE SAMPLE: 3123111

Parameter	Units	50316499003 Result	Spike Conc.	MS Result	MS % Rec	% Rec Limits	Qualifiers
Iron, Ferrous	mg/L	ND	1	0.98	98	90-110	H3,N2

Results presented on this page are in the units indicated by the "Units" column except where an alternate unit is presented to the right of the result.

REPORT OF LABORATORY ANALYSIS

This report shall not be reproduced, except in full,
without the written consent of Pace Analytical Services, LLC.

Pace Analytical Services, LLC
7726 Moller Road
Indianapolis, IN 46268
(317)228-3100

QUALITY CONTROL DATA

Project: Eagle Valley P1R1
Pace Project No.: 50316502

QC Batch: 676224
QC Batch Method: EPA 353.2
Analysis Method: EPA 353.2
Analysis Description: 353.2 Nitrate + Nitrite, Unpres.
Laboratory: Pace Analytical Services - Indianapolis
Associated Lab Samples: 50316502001, 50316502002

METHOD BLANK: 3113922 Matrix: Water
Associated Lab Samples: 50316502001, 50316502002

Parameter	Units	Blank Result	Reporting Limit	Analyzed	Qualifiers
Nitrogen, Nitrate	mg/L	ND	0.10	05/13/22 19:05	
Nitrogen, Nitrite	mg/L	ND	0.10	05/13/22 19:05	

LABORATORY CONTROL SAMPLE: 3113923

Parameter	Units	Spike Conc.	LCS Result	LCS % Rec	% Rec Limits	Qualifiers
Nitrogen, Nitrate	mg/L	1	0.98	98	90-110	
Nitrogen, Nitrite	mg/L	1	0.95	95	90-110	

MATRIX SPIKE & MATRIX SPIKE DUPLICATE: 3113924 3113925

Parameter	Units	50316506002 Result	MS Spike Conc.	MSD Spike Conc.	MS Result	MSD Result	MS % Rec	MSD % Rec	% Rec Limits	RPD	Max RPD	Qual
Nitrogen, Nitrate	mg/L	0.18	1	1	1.2	1.2	102	103	90-110	1	20	
Nitrogen, Nitrite	mg/L	ND	1	1	0.99	0.99	99	99	90-110	0	20	

MATRIX SPIKE SAMPLE: 3113926

Parameter	Units	50316499003 Result	Spike Conc.	MS Result	MS % Rec	% Rec Limits	Qualifiers
Nitrogen, Nitrate	mg/L	3.5	1	4.4	94	90-110	
Nitrogen, Nitrite	mg/L	ND	1	1.0	95	90-110	

Results presented on this page are in the units indicated by the "Units" column except where an alternate unit is presented to the right of the result.

REPORT OF LABORATORY ANALYSIS

This report shall not be reproduced, except in full,
without the written consent of Pace Analytical Services, LLC.

Pace Analytical Services, LLC
7726 Moller Road
Indianapolis, IN 46268
(317)228-3100

QUALITY CONTROL DATA

Project: Eagle Valley P1R1
Pace Project No.: 50316502

QC Batch: 676639
QC Batch Method: EPA 365.1
Analysis Method: EPA 365.1
Analysis Description: 365.1 Total Phosphorus
Laboratory: Pace Analytical Services - Indianapolis
Associated Lab Samples: 50316502001, 50316502002

METHOD BLANK: 3115304 Matrix: Water
Associated Lab Samples: 50316502001, 50316502002

Parameter	Units	Blank Result	Reporting Limit	Analyzed	Qualifiers
Phosphate as P04	mg/L	ND	0.15	05/21/22 09:44	

LABORATORY CONTROL SAMPLE: 3115305

Parameter	Units	Spike Conc.	LCS Result	LCS % Rec	% Rec Limits	Qualifiers
Phosphate as P04	mg/L		1.4			

MATRIX SPIKE & MATRIX SPIKE DUPLICATE: 3115306 3115307

Parameter	Units	50316506002 Result	MS Spike Conc.	MSD Spike Conc.	MS Result	MSD Result	MS % Rec	MSD % Rec	% Rec Limits	RPD	Max RPD	Qual
Phosphate as P04	mg/L	0.38			1.8	1.9				4		

Results presented on this page are in the units indicated by the "Units" column except where an alternate unit is presented to the right of the result.

REPORT OF LABORATORY ANALYSIS

This report shall not be reproduced, except in full,
without the written consent of Pace Analytical Services, LLC.

Pace Analytical Services, LLC
7726 Moller Road
Indianapolis, IN 46268
(317)228-3100

QUALITY CONTROL DATA

Project: Eagle Valley P1R1
Pace Project No.: 50316502

QC Batch: 678321
QC Batch Method: SM 5310C
Analysis Method: SM 5310C
Analysis Description: 5310C Total Organic Carbon
Laboratory: Pace Analytical Services - Indianapolis
Associated Lab Samples: 50316502001, 50316502002

METHOD BLANK: 3122816 Matrix: Water
Associated Lab Samples: 50316502001, 50316502002

Parameter	Units	Blank Result	Reporting Limit	Analyzed	Qualifiers
Total Organic Carbon	mg/L	ND	1.0	05/25/22 21:37	

LABORATORY CONTROL SAMPLE: 3122817

Parameter	Units	Spike Conc.	LCS Result	LCS % Rec	% Rec Limits	Qualifiers
Total Organic Carbon	mg/L	10	10.0	100	90-110	

MATRIX SPIKE & MATRIX SPIKE DUPLICATE: 3122818 3122819

Parameter	Units	50316506002 Result	MS Spike Conc.	MSD Spike Conc.	MS Result	MSD Result	MS % Rec	MSD % Rec	% Rec Limits	RPD	Max RPD	Qual
Total Organic Carbon	mg/L	1.4	10	10	11.6	11.5	102	102	80-120	0	20	

MATRIX SPIKE & MATRIX SPIKE DUPLICATE: 3122820 3122821

Parameter	Units	50316507001 Result	MS Spike Conc.	MSD Spike Conc.	MS Result	MSD Result	MS % Rec	MSD % Rec	% Rec Limits	RPD	Max RPD	Qual
Total Organic Carbon	mg/L	1.2	10	10	11.5	11.5	103	102	80-120	0	20	

Results presented on this page are in the units indicated by the "Units" column except where an alternate unit is presented to the right of the result.

REPORT OF LABORATORY ANALYSIS

This report shall not be reproduced, except in full,
without the written consent of Pace Analytical Services, LLC.

Pace Analytical Services, LLC
7726 Moller Road
Indianapolis, IN 46268
(317)228-3100

QUALITY CONTROL DATA

Project: Eagle Valley P1R1
Pace Project No.: 50316502

QC Batch: 677654
QC Batch Method: SM 5310C
Analysis Method: SM 5310C
Analysis Description: 5310C Dissolved Organic Carbon
Laboratory: Pace Analytical Services - Indianapolis
Associated Lab Samples: 50316502001, 50316502002

METHOD BLANK: 3120521 Matrix: Water
Associated Lab Samples: 50316502001, 50316502002

Parameter	Units	Blank Result	Reporting Limit	Analyzed	Qualifiers
Dissolved Organic Carbon	mg/L	ND	1.0	05/23/22 21:35	

LABORATORY CONTROL SAMPLE: 3120522

Parameter	Units	Spike Conc.	LCS Result	LCS % Rec	% Rec Limits	Qualifiers
Dissolved Organic Carbon	mg/L	10	9.8	98	90-110	

MATRIX SPIKE & MATRIX SPIKE DUPLICATE: 3120523 3120524

Parameter	Units	50316478003 Result	MS Spike Conc.	MSD Spike Conc.	MS Result	MSD Result	MS % Rec	MSD % Rec	% Rec Limits	RPD	Max RPD	Qual
Dissolved Organic Carbon	mg/L	2.9	10	10	13.3	13.0	103	100	80-120	2	20	

MATRIX SPIKE & MATRIX SPIKE DUPLICATE: 3120525 3120526

Parameter	Units	50316511002 Result	MS Spike Conc.	MSD Spike Conc.	MS Result	MSD Result	MS % Rec	MSD % Rec	% Rec Limits	RPD	Max RPD	Qual
Dissolved Organic Carbon	mg/L	2.0	10	10	12.1	12.3	100	103	80-120	2	20	

Results presented on this page are in the units indicated by the "Units" column except where an alternate unit is presented to the right of the result.

REPORT OF LABORATORY ANALYSIS

This report shall not be reproduced, except in full,
without the written consent of Pace Analytical Services, LLC.

Pace Analytical Services, LLC
7726 Moller Road
Indianapolis, IN 46268
(317)228-3100

ANALYTICAL RESULTS - RADIOCHEMISTRY

Project: Eagle Valley P1R1
Pace Project No.: 50316502

Sample: MW-11I **Lab ID: 50316502001** Collected: 05/12/22 11:50 Received: 05/13/22 14:45 Matrix: Water
PWS: Site ID: Sample Type:

Parameters	Method	Act ± Unc (MDC) Carr Trac	Units	Analyzed	CAS No.	Qual
	Pace Analytical Services - Greensburg					
Radium-226	EPA 903.1	**1.00 ± 0.425 (0.118) C:NA T:91%**	pCi/L	06/27/22 16:44	13982-63-3	
	Pace Analytical Services - Greensburg					
Radium-228	EPA 904.0	**0.436 ± 0.432 (0.894) C:67% T:91%**	pCi/L	06/21/22 16:00	15262-20-1	
	Pace Analytical Services - Greensburg					
Total Radium	Total Radium Calculation	**1.44 ± 0.857 (1.01)**	pCi/L	07/01/22 17:40	7440-14-4	

REPORT OF LABORATORY ANALYSIS

This report shall not be reproduced, except in full,
without the written consent of Pace Analytical Services, LLC.

Pace Analytical Services, LLC
7726 Moller Road
Indianapolis, IN 46268
(317)228-3100

ANALYTICAL RESULTS - RADIOCHEMISTRY

Project: Eagle Valley P1R1
Pace Project No.: 50316502

Sample: MW-11D **Lab ID: 50316502002** Collected: 05/12/22 10:54 Received: 05/13/22 14:45 Matrix: Water
PWS: Site ID: Sample Type:

Parameters	Method	Act ± Unc (MDC) Carr Trac	Units	Analyzed	CAS No.	Qual
	Pace Analytical Services - Greensburg					
Radium-226	EPA 903.1	**0.524 ± 0.315 (0.129) C:NA T:82%**	pCi/L	06/27/22 16:44	13982-63-3	
	Pace Analytical Services - Greensburg					
Radium-228	EPA 904.0	**0.818 ± 0.459 (0.843) C:79% T:82%**	pCi/L	06/21/22 16:00	15262-20-1	
	Pace Analytical Services - Greensburg					
Total Radium	Total Radium Calculation	**1.34 ± 0.774 (0.972)**	pCi/L	07/01/22 17:40	7440-14-4	

REPORT OF LABORATORY ANALYSIS

This report shall not be reproduced, except in full,
without the written consent of Pace Analytical Services, LLC.

Pace Analytical Services, LLC
7726 Moller Road
Indianapolis, IN 46268
(317)228-3100

QUALITY CONTROL - RADIOCHEMISTRY

Project: Eagle Valley P1R1
Pace Project No.: 50316502

QC Batch: 510560
QC Batch Method: EPA 904.0
Analysis Method: EPA 904.0
Analysis Description: 904.0 Radium 228
Laboratory: Pace Analytical Services - Greensburg
Associated Lab Samples: 50316502001, 50316502002

METHOD BLANK: 2474591 Matrix: Water
Associated Lab Samples: 50316502001, 50316502002

Parameter	Act ± Unc (MDC) Carr Trac	Units	Analyzed	Qualifiers
Radium-228	0.140 ± 0.281 (0.619) C:75% T:91%	pCi/L	06/21/22 16:01	

Results presented on this page are in the units indicated by the "Units" column except where an alternate unit is presented to the right of the result.

REPORT OF LABORATORY ANALYSIS

This report shall not be reproduced, except in full,
without the written consent of Pace Analytical Services, LLC.

Pace Analytical Services, LLC
7726 Moller Road
Indianapolis, IN 46268
(317)228-3100

QUALITY CONTROL - RADIOCHEMISTRY

Project: Eagle Valley P1R1
Pace Project No.: 50316502

QC Batch: 510558
QC Batch Method: EPA 903.1
Analysis Method: EPA 903.1
Analysis Description: 903.1 Radium-226
Laboratory: Pace Analytical Services - Greensburg
Associated Lab Samples: 50316502001, 50316502002

METHOD BLANK: 2474589
Matrix: Water
Associated Lab Samples: 50316502001, 50316502002

Parameter	Act ± Unc (MDC) Carr Trac	Units	Analyzed	Qualifiers
Radium-226	0.0499 ± 0.228 (0.135) C:NA T:91%	pCi/L	06/27/22 17:13	

Results presented on this page are in the units indicated by the "Units" column except where an alternate unit is presented to the right of the result.

REPORT OF LABORATORY ANALYSIS

This report shall not be reproduced, except in full,
without the written consent of Pace Analytical Services, LLC.

Pace Analytical Services, LLC
7726 Moller Road
Indianapolis, IN 46268
(317)228-3100

QUALIFIERS

Project: Eagle Valley P1R1
Pace Project No.: 50316502

DEFINITIONS

DF - Dilution Factor, if reported, represents the factor applied to the reported data due to dilution of the sample aliquot.

ND - Not Detected at or above adjusted reporting limit.

TNTC - Too Numerous To Count

J - Estimated concentration above the adjusted method detection limit and below the adjusted reporting limit.

MDL - Adjusted Method Detection Limit.

PQL - Practical Quantitation Limit.

RL - Reporting Limit - The lowest concentration value that meets project requirements for quantitative data with known precision and bias for a specific analyte in a specific matrix.

S - Surrogate

1,2-Diphenylhydrazine decomposes to and cannot be separated from Azobenzene using Method 8270. The result for each analyte is a combined concentration.

Consistent with EPA guidelines, unrounded data are displayed and have been used to calculate % recovery and RPD values.

LCS(D) - Laboratory Control Sample (Duplicate)

MS(D) - Matrix Spike (Duplicate)

DUP - Sample Duplicate

RPD - Relative Percent Difference

NC - Not Calculable.

SG - Silica Gel - Clean-Up

U - Indicates the compound was analyzed for, but not detected.

N-Nitrosodiphenylamine decomposes and cannot be separated from Diphenylamine using Method 8270. The result reported for each analyte is a combined concentration.

Reported results are not rounded until the final step prior to reporting. Therefore, calculated parameters that are typically reported as "Total" may vary slightly from the sum of the reported component parameters.

Act - Activity

Unc - Uncertainty: SDWA = 1.96 sigma count uncertainty, all other matrices = Expanded Uncertainty (95% confidence interval). Gamma Spec = Expanded Uncertainty (95.4% Confidence Interval)

(MDC) - Minimum Detectable Concentration

Trac - Tracer Recovery (%)

Carr - Carrier Recovery (%)

Pace Analytical is TNI accredited. Contact your Pace PM for the current list of accredited analytes.

TNI - The NELAC Institute.

ANALYTE QUALIFIERS

H3	Sample was received or analysis requested beyond the recognized method holding time.
N2	The lab does not hold NELAC/TNI accreditation for this parameter but other accreditations/certifications may apply. A complete list of accreditations/certifications is available upon request.
P6	Matrix spike recovery was outside laboratory control limits due to a parent sample concentration notably higher than the spike level.

This report shall not be reproduced, except in full,
without the written consent of Pace Analytical Services, LLC.

Pace Analytical Services, LLC
7726 Moller Road
Indianapolis, IN 46268
(317)228-3100

QUALITY CONTROL DATA CROSS REFERENCE TABLE

Project: Eagle Valley P1R1
Pace Project No.: 50316502

Lab ID	Sample ID	QC Batch Method	QC Batch	Analytical Method	Analytical Batch
50316502001	**MW-11I**	EPA 9056	678026		
50316502002	**MW-11D**	EPA 9056	678026		
50316502001	**MW-11I**	EPA 3010	677583	EPA 6010	678550
50316502002	**MW-11D**	EPA 3010	677583	EPA 6010	678550
50316502001	**MW-11I**	EPA 3010	677435	EPA 6010	677903
50316502002	**MW-11D**	EPA 3010	677435	EPA 6010	677903
50316502001	**MW-11I**	EPA 200.2	676844	EPA 6020	677025
50316502002	**MW-11D**	EPA 200.2	676844	EPA 6020	677025
50316502001	**MW-11I**	EPA 7470	677141	EPA 7470	677300
50316502002	**MW-11D**	EPA 7470	677141	EPA 7470	677300
50316502001	**MW-11I**	EPA 903.1	510558		
50316502002	**MW-11D**	EPA 903.1	510558		
50316502001	**MW-11I**	EPA 904.0	510560		
50316502002	**MW-11D**	EPA 904.0	510560		
50316502001	**MW-11I**	Total Radium Calculation	515969		
50316502002	**MW-11D**	Total Radium Calculation	515969		
50316502001	**MW-11I**	SM 2320B	677381		
50316502002	**MW-11D**	SM 2320B	677381		
50316502001	**MW-11I**	SM 2540C	677049		
50316502002	**MW-11D**	SM 2540C	677049		
50316502001	**MW-11I**	SM 4500-H+B	677484		
50316502002	**MW-11D**	SM 4500-H+B	677484		
50316502001	**MW-11I**	SM 4500-S2-D	676795		
50316502002	**MW-11D**	SM 4500-S2-D	676795		
50316502001	**MW-11I**	HACH 8146	678396		
50316502002	**MW-11D**	HACH 8146	678396		
50316502001	**MW-11I**	EPA 353.2	676224		
50316502002	**MW-11D**	EPA 353.2	676224		
50316502001	**MW-11I**	EPA 365.1	676639	EPA 365.1	677705
50316502002	**MW-11D**	EPA 365.1	676639	EPA 365.1	677705
50316502001	**MW-11I**	SM 5310C	678321		
50316502002	**MW-11D**	SM 5310C	678321		
50316502001	**MW-11I**	SM 5310C	677654		
50316502002	**MW-11D**	SM 5310C	677654		

This report shall not be reproduced, except in full,
without the written consent of Pace Analytical Services, LLC.

Pace Analytical
WWW.PACELABS.COM

CHAIN-OF-CUSTODY / Analytical Request Document

The Chain-of-Custody is a LEGAL DOCUMENT. All relevant fi

WO# : 50316502

50316502

Section A Required Client Information:		Section B Required Project Information:		Section C Invoice Information:	
Company:	Atlas Indianapolis	Report To:	Mark Breting	Attention:	Accounts Payat
Address:	7988 Centerpoint Drive	Copy To:		Company Name:	Atlas Indiana
	Indianapolis, IN 46256			Address:	
Email:	mark.breting@oneatlas.com	Purchase Order #:		Pace Quote:	
Phone:	NONE Fax:	Project Name:	Eagle Valley Profile 1 Report 1	Pace Project Manager:	hayden.putt@pacelabs.com
Requested Due Date:		Project #:		Pace Profile #:	10498/17

State / Location
IN

SAMPLE ID
One Character per box.
(A-Z, 0-9 / , -)
Sample Ids must be unique

MATRIX	CODE
Drinking Water	DW
Water	WT
Waste Water	WW
Product	P
Soil/Solid	SL
Oil	OL
Wipe	WP
Air	AR
Other	OT
Tissue	TS

ITEM #	SAMPLE ID	MATRIX CODE (see valid codes to left)	SAMPLE TYPE (G=GRAB C=COMP)	COLLECTED START DATE	COLLECTED START TIME	COLLECTED END DATE	COLLECTED END TIME	SAMPLE TEMP AT COLLECTION	# OF CONTAINERS	Preservatives: Unpreserved	H2SO4	HNO3	HCl	NaOH + ZnAcetate	Na2S2O3	Methanol	Other	Analyses Test Y/N	TDS / NO2,NO3-Wet	(Cl, F, SO4) IC	Metals, Total*	Metals Diss. Field Filtered**	Rad-228	Rad-226	Alkalinity, Ferrous Iron, pH	TOC by 5310C	DOC by 5310C	Sulfide	Phosphate		Residual Chlorine (Y/N)	
																		Requested Analysis Filtered (Y/N)				Y					Y				
13	MW-6I	WT							11	3	3	4		1					X	X	X	X	X	X	X	X	X	X			
14	MW-6D	WT							11	3	3	4		1					X	X	X	X	X	X	X	X	X	X			
15	MW-7S	WT							11	3	3	4		1					X	X	X	X	X	X	X	X	X	X			
16	MW-8S	WT							11	3	3	4		1					X	X	X	X	X	X	X	X	X	X			
17	MW-9S	WT							11	3	3	4		1					X	X	X	X	X	X	X	X	X	X			
18	MW-9I	WT							11	3	3	4		1					X	X	X	X	X	X	X	X	X	X			
19	MW-9D	WT							11	3	3	4		1					X	X	X	X	X	X	X	X	X	X			
20	MW-10S	WT							11	3	3	4		1					X	X	X	X	X	X	X	X	X	X			
21	MW-11S	WT							11	3	3	4		1					X	X	X	X	X	X	X	X	X	X			
22	MW-11I	WT	G			5-12	1150		11	3	3	4		1					X	X	X	X	X	X	X	X	X	X			001
23	MW-11D	WT	G			5-12	1054		11	3	3	4		1					X	X	X	X	X	X	X	X	X	X			002
24	MW-12S	WT							11	3	3	4		1					X	X	X	X	X	X	X	X	X	X			

ADDITIONAL COMMENTS	RELINQUISHED BY / AFFILIATION	DATE	TIME	ACCEPTED BY / AFFILIATION	DATE	TIME
* Metals: 6010 (Al, Ba, B, Cd, Cr, Fe, Pb, Mn, Mo, Ca, Mg, Na, K, Li, SiO2)	SAMANTA LAX/ATLAS	5/12/22	1700		5/13/22	1330
6020 (Be, Co, As, Se, Sb, Tl), 7470 (Hg).		5/13/22	0445	M. Nunez	5/13/22	1445
** Dissolved FF 6010 (Mo, Mn)						
Alkalinity = (Total , Bicarb & Carb)						

SAMPLE CONDITIONS			
TEMP in C	Received on Ice (Y/N)	Custody Sealed Cooler (Y/N)	Samples Intact (Y/N)
2.2	Y	N	Y

SAMPLER NAME AND SIGNATURE

PRINT Name of SAMPLER: SAMANTA LAX

SIGNATURE of SAMPLER: [signature] DATE Signed: 5/12/2022

F-IN-Q-290-rev.22, 22Apr2022

SAMPLE CONDITION UPON RECEIPT FORM

Date/Time and Initials of person examining contents: MN 5/13/22 1457

1. **Courier:** ☐ FED EX ☐ UPS ☐ CLIENT ☑ PACE ☐ USPS ☐ OTHER _____

2. **Custody Seal on Cooler/Box Present:** ☐ Yes ☑ No

(If yes)Seals Intact: ☐ Yes ☐ No **(leave blank if no seals were present)**

3. **Thermometer:** 1 2 3 4 5 6 A B C D E F

4. **Cooler Temperature(s):** 2.2/2.2 | | | |

(Initial/Corrected) RECORD TEMPS OF ALL COOLERS RECEIVED (use Comments below to add more)

5. **Packing Material:** ☐ Bubble Wrap ☑ Bubble Bags ☐ None ☐ Other _____

6. **Ice Type:** ☑ Wet ☐ Blue ☐ None

7. **If temp. is over 6°C or under 0°C, was the PM notified?:** ☐ Yes ☐ No

Cooler temp should be above freezing to 6°C

All discrepancies will be written out in the comments section below.

	Yes	No		Yes	No	N/A
USDA Regulated Soils? (HI, ID, NY, WA, OR,CA, NM, TX, OK, AR, LA, TN, AL, MS, NC, SC, GA, FL, or Puerto Rico)		✓	All containers needing acid/base preservation have been pH CHECKED?: **Exceptions: VOA, coliform, LLHg, O&G, RAD CHEM, and any container with a septum cap or preserved with HCl.** **Circle: HNO3 (<2) H2SO4 (<2) NaOH (>10) NaOH/ZnAc (>9)** Any non-conformance to pH recommendations will be noted on the container count form	✓		
Short Hold Time Analysis (48 hours or less)? Analysis: Nitrates	✓					
Time 5035A TC placed in Freezer or Short Holds To Lab	Time: 17:10			Present	Absent	N/A
			Residual Chlorine Check (SVOC 625 Pest/PCB 608)			✓
Rush TAT Requested (4 days or less):		✓	Residual Chlorine Check (Total/Amenable/Free Cyanide)			✓
Custody Signatures Present?	✓		Headspace Wisconsin Sulfide?			✓
Containers Intact?:	✓		Headspace in VOA Vials (>6mm): See Containter Count form for details	Present	Absent	No VOA Vials Sent ✓
Sample Label (IDs/Dates/Times) Match COC?: Except TCs, which only require sample ID	✓		Trip Blank Present?		✓	
Extra labels on Terracore Vials? (soils only)			Trip Blank Custody Seals?:			✓

COMMENTS:

COC PAGE 1 of 1

Sample Container Count

SBS
DI
MeOH (only)
BK Kit

** Place a RED dot on containers that are out of conformance **

COC Line Item	WGFU	R	DG9H VG9H	VOA VIAL HS (>6mm)	VG9U	DG9U	VG9T	AG0U	AG1H	AG1U	AG2U	AG3S	AG3SF	AG3C	BP1U	BP1N	BP2U	BP3U	BP3N	BP3F	BP3S	BP3B	BP3Z	CG3H	Syringe Kit			Matrix	HNO3/ H2SO4 pH <2	NaOH/ ZNAc pH >9	NaOH pH>10
1																															
2																															
3																															
4																															
5																															
6																															
7																															
8																															
9																															
10												1	1			2	1	2	1	1	1		1					WT	✓	✓	
11												↓	↓			↓	↓	↓	↓	↓	↓		↓					↓	↓	↓	
12																															

Container Codes

Glass

DG9H	40mL HCl amber voa vial	BG1T	1L Na Thiosulfate clear glass	BP1B	1L NaOH plastic
DG9P	40mL TSP amber vial	BG1U	1L unpreserved glass	BP1N	1L HNO3 plastic
DG9S	40mL H2SO4 amber vial	BG3H	250mL HCl Clear Glass	BP1S	1L H2SO4 plastic
DG9T	40mL Na Thio amber vial	BG3U	250mL Unpres Clear Glass	BP1U	1L unpreserved plastic
DG9U	40mL unpreserved amber vial	AG0U	100mL unpres amber glass	BP1Z	1L NaOH, Zn, Ac
VG9H	40mL HCl clear vial	AG1H	1L HCl amber glass	BP2N	500mL HNO3 plastic
VG9T	40mL Na Thio. clear vial	AG1S	1L H2SO4 amber glass	BP2C	500mL NaOH plastic
VG9U	40mL unpreserved clear vial	AG1T	1L Na Thiosulfate amber glass	BP2S	500mL H2SO4 plastic
I	40mL w/hexane wipe vial	AG1U	1liter unpres amber glass	BP2U	500mL unpreserved plastic
WGKU	8oz unpreserved clear jar	AG2N	500mL HNO3 amber glass	BP2Z	500mL NaOH, Zn Ac
WGFU	4oz clear soil jar	AG2S	500mL H2SO4 amber glass	BP3B	250mL NaOH plastic
JGFU	4oz unpreserved amber wide	AG2U	500mL unpres amber glass	BP3N	250mL HNO3 plastic
CG3H	250mL clear glass HCl	AG3S	250mL H2SO4 amber glass	BP3F	250mL HNO3 plastic-field filtered
BG1H	1L HCl clear glass	AG3SF	250mL H2SO4 amb glass -field filtered	BP3U	250mL unpreserved plastic
BG1S	1L H2SO4 clear glass	AG3U	250mL unpres amber glass	BP3S	250mL H2SO4 plastic
GN	General	AG3C	250mL NaOH amber glass	BP3Z	250mL NaOH, ZnAc plastic

Plastic / Misc.

BP4U	125mL unpreserved plastic
BP4N	125mL HNO3 plastic
BP4S	125mL H2SO4 plastic

Syringe Kit	LL Cr+6 sampling kit

AF	Air Filter
C	Air Cassettes
R	Terracore kit
SP5T	120mL Coliform Na Thiosulfate
U	Summa Can
ZPLC	Ziploc Bag

WT		Water	
SL		Solid	
NAL	OL	Non-aqueous liquid	Oil
WP		Wipe	

Pace Analytical Services, LLC
7726 Moller Road
Indianapolis, IN 46268
(317)228-3100

July 27, 2022

Mr. Mark Breting
ATC Group Services
7988 Centerpoint Drive
Suite 100
Indianapolis, IN 46256

RE: Project: Eagle Valley P1R1
Pace Project No.: 50316506

Dear Mr. Breting:

Enclosed are the analytical results for sample(s) received by the laboratory on May 13, 2022. The results relate only to the samples included in this report. Results reported herein conform to the applicable TNI/NELAC Standards and the laboratory's Quality Manual, where applicable, unless otherwise noted in the body of the report.

The test results provided in this final report were generated by each of the following laboratories within the Pace Network:

- Pace Analytical Services - Indianapolis
- Pace Analytical Services - Greensburg

If you have any questions concerning this report, please feel free to contact me.

Sincerely,

Randal Rastorfer for
Hayden Putt
hayden.putt@pacelabs.com
(317)228-3145
Project Manager

Enclosures

cc: Mr. Robert Miller, Haley & Aldrich

Pace Analytical Services, LLC
7726 Moller Road
Indianapolis, IN 46268
(317)228-3100

CERTIFICATIONS

Project: Eagle Valley P1R1
Pace Project No.: 50316506

Pace Analytical Services Pennsylvania

1638 Roseytown Rd Suites 2,3&4, Greensburg, PA 15601
ANAB DOD-ELAP Rad Accreditation #: L2417
Alabama Certification #: 41590
Arizona Certification #: AZ0734
Arkansas Certification
California Certification #: 04222CA
Colorado Certification #: PA01547
Connecticut Certification #: PH-0694
Delaware Certification
EPA Region 4 DW Rad
Florida/TNI Certification #: E87683
Georgia Certification #: C040
Florida: Cert E871149 SEKS WET
Guam Certification
Hawaii Certification
Idaho Certification
Illinois Certification
Indiana Certification
Iowa Certification #: 391
Kansas/TNI Certification #: E-10358
Kentucky Certification #: KY90133
KY WW Permit #: KY0098221
KY WW Permit #: KY0000221
Louisiana DHH/TNI Certification #: LA180012
Louisiana DEQ/TNI Certification #: 4086
Maine Certification #: 2017020
Maryland Certification #: 308
Massachusetts Certification #: M-PA1457
Michigan/PADEP Certification #: 9991
Missouri Certification #: 235
Montana Certification #: Cert0082
Nebraska Certification #: NE-OS-29-14
Nevada Certification #: PA014572018-1
New Hampshire/TNI Certification #: 297617
New Jersey/TNI Certification #: PA051
New Mexico Certification #: PA01457
New York/TNI Certification #: 10888
North Carolina Certification #: 42706
North Dakota Certification #: R-190
Ohio EPA Rad Approval: #41249
Oregon/TNI Certification #: PA200002-010
Pennsylvania/TNI Certification #: 65-00282
Puerto Rico Certification #: PA01457
Rhode Island Certification #: 65-00282
South Dakota Certification
Tennessee Certification #: 02867
Texas/TNI Certification #: T104704188-17-3
Utah/TNI Certification #: PA014572017-9
USDA Soil Permit #: P330-17-00091
Vermont Dept. of Health: ID# VT-0282
Virgin Island/PADEP Certification
Virginia/VELAP Certification #: 460198
Washington Certification #: C868
West Virginia DEP Certification #: 143
West Virginia DHHR Certification #: 9964C
Wisconsin Approve List for Rad
Wyoming Certification #: 8TMS-L

Pace Analytical Services Indianapolis

7726 Moller Road, Indianapolis, IN 46268
Illinois Accreditation #: 200074
Indiana Drinking Water Laboratory #: C-49-06
Kansas/TNI Certification #: E-10177
Kentucky UST Agency Interest #: 80226
Kentucky WW Laboratory ID #: 98019
Michigan Drinking Water Laboratory #9050
Ohio VAP Certified Laboratory #: CL0065
Oklahoma Laboratory #: 9204
Texas Certification #: T104704355
Wisconsin Laboratory #: 999788130
USDA Soil Permit #: P330-19-00257

This report shall not be reproduced, except in full,
without the written consent of Pace Analytical Services, LLC.

Pace Analytical Services, LLC
7726 Moller Road
Indianapolis, IN 46268
(317)228-3100

SAMPLE SUMMARY

Project: Eagle Valley P1R1
Pace Project No.: 50316506

Lab ID	Sample ID	Matrix	Date Collected	Date Received
50316506001	**MW-7S**	Water	05/12/22 13:15	05/13/22 14:45
50316506002	**MW-8S**	Water	05/12/22 10:40	05/13/22 14:45
50316506003	**MW-8S MS**	Water	05/12/22 10:40	05/13/22 14:45
50316506004	**MW-8S MSD**	Water	05/12/22 10:40	05/13/22 14:45
50316506005	**MW-9S**	Water	05/12/22 15:10	05/13/22 14:45
50316506006	**DUP-5**	Water	05/12/22 08:00	05/13/22 14:45

This report shall not be reproduced, except in full,
without the written consent of Pace Analytical Services, LLC.

Pace Analytical Services, LLC
7726 Moller Road
Indianapolis, IN 46268
(317)228-3100

SAMPLE ANALYTE COUNT

Project: Eagle Valley P1R1
Pace Project No.: 50316506

Lab ID	Sample ID	Method	Analysts	Analytes Reported	Laboratory
50316506001	**MW-7S**	EPA 9056	BK1	3	PASI-I
		EPA 6010	MTM	15	PASI-I
		EPA 6010	JPK	2	PASI-I
		EPA 6020	CAW	6	PASI-I
		EPA 7470	ILP	1	PASI-I
		EPA 903.1	SLC	1	PASI-PA
		EPA 904.0	VAL	1	PASI-PA
		Total Radium Calculation	JAL	1	PASI-PA
		SM 2320B	TAY	3	PASI-I
		SM 2540C	BSW	1	PASI-I
		SM 4500-H+B	TRK	1	PASI-I
		SM 4500-S2-D	SWJ	1	PASI-I
		HACH 8146	ZM	1	PASI-I
		EPA 353.2	OAS	2	PASI-I
		EPA 365.1	ZM	1	PASI-I
		SM 5310C	MMS	1	PASI-I
		SM 5310C	ZM	1	PASI-I
50316506002	**MW-8S**	EPA 9056	BK1	3	PASI-I
		EPA 6010	MTM	15	PASI-I
		EPA 6010	JPK	2	PASI-I
		EPA 6020	CAW	6	PASI-I
		EPA 7470	ILP	1	PASI-I
		EPA 903.1	SLC	1	PASI-PA
		EPA 904.0	VAL	1	PASI-PA
		Total Radium Calculation	JAL	1	PASI-PA
		SM 2320B	TAY	3	PASI-I
		SM 2540C	BSW	1	PASI-I
		SM 4500-H+B	TRK	1	PASI-I
		SM 4500-S2-D	SWJ	1	PASI-I
		HACH 8146	ZM	1	PASI-I
		EPA 353.2	OAS	2	PASI-I
		EPA 365.1	ZM	1	PASI-I
		SM 5310C	MMS	1	PASI-I
		SM 5310C	ZM	1	PASI-I
50316506003	**MW-8S MS**	EPA 903.1	SLC	1	PASI-PA
		EPA 904.0	VAL	1	PASI-PA
50316506004	**MW-8S MSD**	EPA 903.1	SLC	1	PASI-PA

REPORT OF LABORATORY ANALYSIS

This report shall not be reproduced, except in full,
without the written consent of Pace Analytical Services, LLC.

Pace Analytical Services, LLC
7726 Moller Road
Indianapolis, IN 46268
(317)228-3100

SAMPLE ANALYTE COUNT

Project: Eagle Valley P1R1
Pace Project No.: 50316506

Lab ID	Sample ID	Method	Analysts	Analytes Reported	Laboratory
		EPA 904.0	VAL	1	PASI-PA
50316506005	**MW-9S**	EPA 9056	BK1	3	PASI-I
		EPA 6010	MTM	15	PASI-I
		EPA 6010	JPK	2	PASI-I
		EPA 6020	CAW	6	PASI-I
		EPA 7470	ILP	1	PASI-I
		EPA 903.1	SLC	1	PASI-PA
		EPA 904.0	VAL	1	PASI-PA
		Total Radium Calculation	JAL	1	PASI-PA
		SM 2320B	TAY	3	PASI-I
		SM 2540C	BSW	1	PASI-I
		SM 4500-H+B	TRK	1	PASI-I
		SM 4500-S2-D	SWJ	1	PASI-I
		HACH 8146	ZM	1	PASI-I
		EPA 353.2	OAS	2	PASI-I
		EPA 365.1	ZM	1	PASI-I
		SM 5310C	MMS	1	PASI-I
		SM 5310C	ZM	1	PASI-I
50316506006	**DUP-5**	EPA 9056	RMR	3	PASI-I
		EPA 6010	MTM	15	PASI-I
		EPA 6010	JPK	2	PASI-I
		EPA 6020	CAW	6	PASI-I
		EPA 7470	ILP	1	PASI-I
		EPA 903.1	SLC	1	PASI-PA
		EPA 904.0	VAL	1	PASI-PA
		Total Radium Calculation	JAL	1	PASI-PA
		SM 2320B	TAY	3	PASI-I
		SM 2540C	BSW	1	PASI-I
		SM 4500-H+B	TRK	1	PASI-I
		SM 4500-S2-D	SWJ	1	PASI-I
		HACH 8146	ZM	1	PASI-I
		EPA 353.2	OAS	2	PASI-I
		EPA 365.1	ZM	1	PASI-I
		SM 5310C	MMS	1	PASI-I
		SM 5310C	ZM	1	PASI-I

PASI-I = Pace Analytical Services - Indianapolis
PASI-PA = Pace Analytical Services - Greensburg

REPORT OF LABORATORY ANALYSIS

This report shall not be reproduced, except in full,
without the written consent of Pace Analytical Services, LLC.

Pace Analytical Services, LLC
7726 Moller Road
Indianapolis, IN 46268
(317)228-3100

SUMMARY OF DETECTION

Project: Eagle Valley P1R1
Pace Project No.: 50316506

Lab Sample ID / Method	Client Sample ID / Parameters	Result	Units	Report Limit	Analyzed	Qualifiers
50316506001	**MW-7S**					
EPA 9056	Chloride	30.9	mg/L	25.0	05/26/22 19:02	
EPA 9056	Sulfate	150	mg/L	25.0	05/26/22 19:02	
EPA 6010	Barium	80.5	ug/L	10.0	05/26/22 12:42	
EPA 6010	Boron	1400	ug/L	100	05/26/22 12:42	
EPA 6010	Calcium	165000	ug/L	1000	05/26/22 12:42	
EPA 6010	Iron	211	ug/L	100	05/26/22 12:42	
EPA 6010	Lithium	31.6	ug/L	20.0	05/26/22 12:42	
EPA 6010	Magnesium	37400	ug/L	1000	05/26/22 12:42	
EPA 6010	Manganese	161	ug/L	10.0	05/26/22 12:42	
EPA 6010	Molybdenum	45.6	ug/L	10.0	05/26/22 12:42	
EPA 6010	Potassium	4550	ug/L	1000	05/26/22 12:42	
EPA 6010	Silica	14500	ug/L	450	05/26/22 12:42	N2
EPA 6010	Sodium	47000	ug/L	1000	05/26/22 12:42	
EPA 6010	Manganese, Dissolved	176	ug/L	10.0	05/24/22 03:57	
EPA 6010	Molybdenum, Dissolved	48.9	ug/L	10.0	05/24/22 03:57	
EPA 6020	Antimony	2.3	ug/L	1.0	05/21/22 04:53	
EPA 6020	Selenium	25.8	ug/L	1.0	05/21/22 04:53	
EPA 903.1	Radium-226	0.0449 ± 0.341 (0.674) C:NA T:88%	pCi/L		06/27/22 11:09	
EPA 904.0	Radium-228	0.113 ± 0.285 (0.638) C:77% T:88%	pCi/L		06/21/22 11:42	
Total Radium Calculation	Total Radium	0.158 ± 0.626 (1.31)	pCi/L		06/27/22 17:40	
SM 2320B	Alkalinity, Total as CaCO3	484	mg/L	2.0	05/20/22 19:54	
SM 2320B	Alkalinity,Bicarbonate (CaCO3)	484	mg/L	2.0	05/20/22 19:54	
SM 2540C	Total Dissolved Solids	735	mg/L	10.0	05/19/22 15:12	
SM 4500-H+B	pH at 25 Degrees C	7.1	Std. Units	0.10	05/20/22 19:51	H3
EPA 353.2	Nitrogen, Nitrate	3.2	mg/L	0.10	05/14/22 09:08	
SM 5310C	Dissolved Organic Carbon	2.1	mg/L	1.0	05/23/22 18:06	
50316506002	**MW-8S**					
EPA 9056	Chloride	140	mg/L	25.0	05/26/22 19:57	
EPA 9056	Fluoride	0.29	mg/L	0.10	05/27/22 11:00	
EPA 9056	Sulfate	405	mg/L	25.0	05/26/22 19:57	
EPA 6010	Barium	127	ug/L	10.0	05/26/22 12:44	
EPA 6010	Boron	723	ug/L	100	05/26/22 12:44	
EPA 6010	Calcium	174000	ug/L	1000	05/26/22 12:44	
EPA 6010	Lithium	26.2	ug/L	20.0	05/26/22 12:44	
EPA 6010	Magnesium	45400	ug/L	1000	05/26/22 12:44	
EPA 6010	Manganese	17.3	ug/L	10.0	05/26/22 12:44	
EPA 6010	Molybdenum	25.6	ug/L	10.0	05/26/22 12:44	
EPA 6010	Potassium	5970	ug/L	1000	05/26/22 12:44	
EPA 6010	Silica	15100	ug/L	450	05/26/22 12:44	N2
EPA 6010	Sodium	97800	ug/L	1000	05/26/22 12:44	

REPORT OF LABORATORY ANALYSIS

This report shall not be reproduced, except in full,
without the written consent of Pace Analytical Services, LLC.

Pace Analytical Services, LLC
7726 Moller Road
Indianapolis, IN 46268
(317)228-3100

SUMMARY OF DETECTION

Project: Eagle Valley P1R1
Pace Project No.: 50316506

Lab Sample ID / Method	Client Sample ID / Parameters	Result	Units	Report Limit	Analyzed	Qualifiers
50316506002	**MW-8S**					
EPA 6010	Manganese, Dissolved	20.8	ug/L	10.0	05/24/22 04:00	
EPA 6010	Molybdenum, Dissolved	27.4	ug/L	10.0	05/24/22 04:00	
EPA 6020	Arsenic	2.0	ug/L	1.0	05/21/22 04:20	
EPA 903.1	Radium-226	0.319 ± 0.348 (0.547) C:NA T:92%	pCi/L		06/27/22 11:31	
EPA 904.0	Radium-228	0.560 ± 0.368 (0.698) C:75% T:92%	pCi/L		06/21/22 11:43	
Total Radium Calculation	Total Radium	0.879 ± 0.716 (1.25)	pCi/L		06/27/22 17:40	
SM 2320B	Alkalinity, Total as CaCO3	289	mg/L	2.0	05/20/22 19:54	
SM 2320B	Alkalinity,Bicarbonate (CaCO3)	289	mg/L	2.0	05/20/22 19:54	
SM 2540C	Total Dissolved Solids	1100	mg/L	20.0	05/19/22 15:12	
SM 4500-H+B	pH at 25 Degrees C	7.5	Std. Units	0.10	05/20/22 19:52	H3
EPA 353.2	Nitrogen, Nitrate	0.18	mg/L	0.10	05/13/22 19:14	
EPA 365.1	Phosphate as P04	0.38	mg/L	0.15	05/21/22 09:51	
SM 5310C	Total Organic Carbon	1.4	mg/L	1.0	05/26/22 00:12	
SM 5310C	Dissolved Organic Carbon	2.2	mg/L	1.0	05/23/22 18:32	
50316506003	**MW-8S MS**					
EPA 903.1	Radium-226	78.69 %REC ± NA (NA) C:NA T:NA%	pCi/L		06/27/22 11:31	
EPA 904.0	Radium-228	86.13 %REC ± NA (NA) C:NA T:NA	pCi/L		06/21/22 11:43	
50316506004	**MW-8S MSD**					
EPA 903.1	Radium-226	78.60 %REC 0.12 RPD ± NA (NA) C:NA T:NA%	pCi/L		06/27/22 11:31	
EPA 904.0	Radium-228	105.51 %REC 20.23 RPD ± NA (NA) C:NA T:NA	pCi/L		06/21/22 11:43	
50316506005	**MW-9S**					
EPA 9056	Chloride	56.4	mg/L	2.5	05/26/22 23:02	
EPA 9056	Fluoride	0.18	mg/L	0.10	05/27/22 11:56	
EPA 9056	Sulfate	197	mg/L	2.5	05/26/22 23:02	
EPA 6010	Aluminum	316	ug/L	200	05/26/22 12:58	

REPORT OF LABORATORY ANALYSIS

This report shall not be reproduced, except in full,
without the written consent of Pace Analytical Services, LLC.

Pace Analytical Services, LLC
7726 Moller Road
Indianapolis, IN 46268
(317)228-3100

SUMMARY OF DETECTION

Project: Eagle Valley P1R1
Pace Project No.: 50316506

Lab Sample ID / Method	Client Sample ID / Parameters	Result	Units	Report Limit	Analyzed	Qualifiers
50316506005	**MW-9S**					
EPA 6010	Barium	79.6	ug/L	10.0	05/26/22 12:58	
EPA 6010	Boron	498	ug/L	100	05/26/22 12:58	
EPA 6010	Calcium	129000	ug/L	1000	05/26/22 12:58	
EPA 6010	Iron	234	ug/L	100	05/26/22 12:58	
EPA 6010	Magnesium	29700	ug/L	1000	05/26/22 12:58	
EPA 6010	Manganese	71.9	ug/L	10.0	05/26/22 12:58	
EPA 6010	Molybdenum	21.1	ug/L	10.0	05/26/22 12:58	
EPA 6010	Potassium	2460	ug/L	1000	05/26/22 12:58	
EPA 6010	Silica	11900	ug/L	450	05/26/22 12:58	N2
EPA 6010	Sodium	40400	ug/L	1000	05/26/22 12:58	
EPA 6010	Molybdenum, Dissolved	22.6	ug/L	10.0	05/24/22 04:10	
EPA 6020	Selenium	1.5	ug/L	1.0	05/21/22 04:58	
EPA 903.1	Radium-226	0.314 ± 0.385 (0.628) C:NA T:89%	pCi/L		06/27/22 11:31	
EPA 904.0	Radium-228	0.859 ± 0.392 (0.630) C:73% T:89%	pCi/L		06/21/22 11:43	
Total Radium Calculation	Total Radium	1.17 ± 0.777 (1.26)	pCi/L		06/27/22 17:40	
SM 2320B	Alkalinity, Total as CaCO3	305	mg/L	2.0	05/20/22 19:54	
SM 2320B	Alkalinity,Bicarbonate (CaCO3)	305	mg/L	2.0	05/20/22 19:54	
SM 2540C	Total Dissolved Solids	667	mg/L	10.0	05/19/22 15:13	
SM 4500-H+B	pH at 25 Degrees C	7.5	Std. Units	0.10	05/20/22 19:53	H3
EPA 353.2	Nitrogen, Nitrate	0.58	mg/L	0.10	05/14/22 09:21	
SM 5310C	Dissolved Organic Carbon	1.7	mg/L	1.0	05/23/22 20:17	
50316506006	**DUP-5**					
EPA 9056	Chloride	35.3	mg/L	2.5	05/27/22 06:17	
EPA 9056	Sulfate	155	mg/L	2.5	05/27/22 06:17	
EPA 6010	Barium	78.3	ug/L	10.0	05/26/22 13:08	
EPA 6010	Boron	1380	ug/L	100	05/26/22 13:08	
EPA 6010	Calcium	161000	ug/L	1000	05/26/22 13:08	
EPA 6010	Iron	224	ug/L	100	05/26/22 13:08	
EPA 6010	Lithium	31.3	ug/L	20.0	05/26/22 13:08	
EPA 6010	Magnesium	36700	ug/L	1000	05/26/22 13:08	
EPA 6010	Manganese	160	ug/L	10.0	05/26/22 13:08	
EPA 6010	Molybdenum	44.5	ug/L	10.0	05/26/22 13:08	
EPA 6010	Potassium	4540	ug/L	1000	05/26/22 13:08	
EPA 6010	Silica	14200	ug/L	450	05/26/22 13:08	N2
EPA 6010	Sodium	46100	ug/L	1000	05/26/22 13:08	
EPA 6010	Manganese, Dissolved	173	ug/L	10.0	05/24/22 04:12	
EPA 6010	Molybdenum, Dissolved	48.8	ug/L	10.0	05/24/22 04:12	
EPA 6020	Antimony	2.2	ug/L	1.0	05/21/22 05:03	
EPA 6020	Selenium	25.0	ug/L	1.0	05/21/22 05:03	

REPORT OF LABORATORY ANALYSIS

This report shall not be reproduced, except in full,
without the written consent of Pace Analytical Services, LLC.

Pace Analytical Services, LLC
7726 Moller Road
Indianapolis, IN 46268
(317)228-3100

SUMMARY OF DETECTION

Project: Eagle Valley P1R1
Pace Project No.: 50316506

Lab Sample ID / Method	Client Sample ID / Parameters	Result	Units	Report Limit	Analyzed	Qualifiers
50316506006	**DUP-5**					
EPA 903.1	Radium-226	0.142 ± 0.308 (0.569) C:NA T:86%	pCi/L		06/27/22 11:31	
EPA 904.0	Radium-228	0.663 ± 0.381 (0.686) C:74% T:86%	pCi/L		06/21/22 11:43	
Total Radium Calculation	Total Radium	0.805 ± 0.689 (1.26)	pCi/L		06/27/22 17:40	
SM 2320B	Alkalinity, Total as CaCO3	489	mg/L	2.0	05/20/22 19:54	
SM 2320B	Alkalinity,Bicarbonate (CaCO3)	489	mg/L	2.0	05/20/22 19:54	
SM 2540C	Total Dissolved Solids	773	mg/L	10.0	05/19/22 15:13	
SM 4500-H+B	pH at 25 Degrees C	7.4	Std. Units	0.10	05/20/22 19:54	H3
EPA 353.2	Nitrogen, Nitrate	3.2	mg/L	0.10	05/13/22 19:09	
SM 5310C	Dissolved Organic Carbon	2.0	mg/L	1.0	05/24/22 01:01	

This report shall not be reproduced, except in full,
without the written consent of Pace Analytical Services, LLC.

Pace Analytical Services, LLC
7726 Moller Road
Indianapolis, IN 46268
(317)228-3100

ANALYTICAL RESULTS

Project: Eagle Valley P1R1
Pace Project No.: 50316506

Sample: MW-7S **Lab ID: 50316506001** Collected: 05/12/22 13:15 Received: 05/13/22 14:45 Matrix: Water

Parameters	Results	Units	Report Limit	DF	Prepared	Analyzed	CAS No.	Qual
9056 IC Anions	Analytical Method: EPA 9056							
	Pace Analytical Services - Indianapolis							
Chloride	**30.9**	mg/L	25.0	100		05/26/22 19:02	16887-00-6	
Fluoride	ND	mg/L	0.10	1		05/27/22 10:42	16984-48-8	
Sulfate	**150**	mg/L	25.0	100		05/26/22 19:02	14808-79-8	
6010 MET ICP	Analytical Method: EPA 6010 Preparation Method: EPA 3010							
	Pace Analytical Services - Indianapolis							
Aluminum	ND	ug/L	200	1	05/25/22 08:57	05/26/22 12:42	7429-90-5	
Barium	**80.5**	ug/L	10.0	1	05/25/22 08:57	05/26/22 12:42	7440-39-3	
Boron	**1400**	ug/L	100	1	05/25/22 08:57	05/26/22 12:42	7440-42-8	
Cadmium	ND	ug/L	2.0	1	05/25/22 08:57	05/26/22 12:42	7440-43-9	
Calcium	**165000**	ug/L	1000	1	05/25/22 08:57	05/26/22 12:42	7440-70-2	
Chromium	ND	ug/L	10.0	1	05/25/22 08:57	05/26/22 12:42	7440-47-3	
Iron	**211**	ug/L	100	1	05/25/22 08:57	05/26/22 12:42	7439-89-6	
Lead	ND	ug/L	10.0	1	05/25/22 08:57	05/26/22 12:42	7439-92-1	
Lithium	**31.6**	ug/L	20.0	1	05/25/22 08:57	05/26/22 12:42	7439-93-2	
Magnesium	**37400**	ug/L	1000	1	05/25/22 08:57	05/26/22 12:42	7439-95-4	
Manganese	**161**	ug/L	10.0	1	05/25/22 08:57	05/26/22 12:42	7439-96-5	
Molybdenum	**45.6**	ug/L	10.0	1	05/25/22 08:57	05/26/22 12:42	7439-98-7	
Potassium	**4550**	ug/L	1000	1	05/25/22 08:57	05/26/22 12:42	7440-09-7	
Silica	**14500**	ug/L	450	1	05/25/22 08:57	05/26/22 12:42	7631-86-9	N2
Sodium	**47000**	ug/L	1000	1	05/25/22 08:57	05/26/22 12:42	7440-23-5	
6010 MET ICP, Dissolved	Analytical Method: EPA 6010 Preparation Method: EPA 3010							
	Pace Analytical Services - Indianapolis							
Manganese, Dissolved	**176**	ug/L	10.0	1	05/21/22 15:00	05/24/22 03:57	7439-96-5	
Molybdenum, Dissolved	**48.9**	ug/L	10.0	1	05/21/22 15:00	05/24/22 03:57	7439-98-7	
6020 MET ICPMS	Analytical Method: EPA 6020 Preparation Method: EPA 200.2							
	Pace Analytical Services - Indianapolis							
Antimony	**2.3**	ug/L	1.0	1	05/19/22 08:05	05/21/22 04:53	7440-36-0	
Arsenic	ND	ug/L	1.0	1	05/19/22 08:05	05/21/22 04:53	7440-38-2	
Beryllium	ND	ug/L	0.20	1	05/19/22 08:05	05/21/22 04:53	7440-41-7	
Cobalt	ND	ug/L	1.0	1	05/19/22 08:05	05/21/22 04:53	7440-48-4	
Selenium	**25.8**	ug/L	1.0	1	05/19/22 08:05	05/21/22 04:53	7782-49-2	
Thallium	ND	ug/L	1.0	1	05/19/22 08:05	05/21/22 04:53	7440-28-0	
7470 Mercury	Analytical Method: EPA 7470 Preparation Method: EPA 7470							
	Pace Analytical Services - Indianapolis							
Mercury	ND	ug/L	0.20	1	05/19/22 21:17	05/20/22 16:17	7439-97-6	
2320B Alkalinity	Analytical Method: SM 2320B							
	Pace Analytical Services - Indianapolis							
Alkalinity, Total as CaCO3	**484**	mg/L	2.0	1		05/20/22 19:54		
Alkalinity,Bicarbonate (CaCO3)	**484**	mg/L	2.0	1		05/20/22 19:54		
Alkalinity,Carbonate (CaCO3)	ND	mg/L	2.0	1		05/20/22 19:54		

REPORT OF LABORATORY ANALYSIS

This report shall not be reproduced, except in full,
without the written consent of Pace Analytical Services, LLC.

Pace Analytical Services, LLC
7726 Moller Road
Indianapolis, IN 46268
(317)228-3100

ANALYTICAL RESULTS

Project: Eagle Valley P1R1
Pace Project No.: 50316506

Sample: MW-7S **Lab ID: 50316506001** Collected: 05/12/22 13:15 Received: 05/13/22 14:45 Matrix: Water

Parameters	Results	Units	Report Limit	DF	Prepared	Analyzed	CAS No.	Qual
2540C Total Dissolved Solids	Analytical Method: SM 2540C Pace Analytical Services - Indianapolis							
Total Dissolved Solids	**735**	mg/L	10.0	1		05/19/22 15:12		
4500H+ pH, Electrometric	Analytical Method: SM 4500-H+B Pace Analytical Services - Indianapolis							
pH at 25 Degrees C	**7.1**	Std. Units	0.10	1		05/20/22 19:51		H3
4500S2D Sulfide Water	Analytical Method: SM 4500-S2-D Pace Analytical Services - Indianapolis							
Sulfide	ND	mg/L	0.10	1		05/18/22 09:12	18496-25-8	
Iron, Ferrous	Analytical Method: HACH 8146 Pace Analytical Services - Indianapolis							
Iron, Ferrous	ND	mg/L	0.20	1		05/25/22 22:13	15438-31-0	H3,N2
353.2 Nitrogen, NO2/NO3 unpres	Analytical Method: EPA 353.2 Pace Analytical Services - Indianapolis							
Nitrogen, Nitrate	**3.2**	mg/L	0.10	1		05/14/22 09:08	14797-55-8	
Nitrogen, Nitrite	ND	mg/L	0.10	1		05/14/22 09:08	14797-65-0	
365.1 Total Phosphorus	Analytical Method: EPA 365.1 Preparation Method: EPA 365.1 Pace Analytical Services - Indianapolis							
Phosphate as P04	ND	mg/L	0.15	1	05/17/22 13:00	05/21/22 09:50		
5310C TOC	Analytical Method: SM 5310C Pace Analytical Services - Indianapolis							
Total Organic Carbon	ND	mg/L	1.0	1		05/26/22 00:01	7440-44-0	
5310C Dissolved Organic Carbon	Analytical Method: SM 5310C Pace Analytical Services - Indianapolis							
Dissolved Organic Carbon	**2.1**	mg/L	1.0	1		05/23/22 18:06		

REPORT OF LABORATORY ANALYSIS

This report shall not be reproduced, except in full,
without the written consent of Pace Analytical Services, LLC.

Pace Analytical Services, LLC
7726 Moller Road
Indianapolis, IN 46268
(317)228-3100

ANALYTICAL RESULTS

Project: Eagle Valley P1R1
Pace Project No.: 50316506

Sample: MW-8S **Lab ID: 50316506002** Collected: 05/12/22 10:40 Received: 05/13/22 14:45 Matrix: Water

Parameters	Results	Units	Report Limit	DF	Prepared	Analyzed	CAS No.	Qual
9056 IC Anions	Analytical Method: EPA 9056							
	Pace Analytical Services - Indianapolis							
Chloride	**140**	mg/L	25.0	100		05/26/22 19:57	16887-00-6	
Fluoride	**0.29**	mg/L	0.10	1		05/27/22 11:00	16984-48-8	
Sulfate	**405**	mg/L	25.0	100		05/26/22 19:57	14808-79-8	
6010 MET ICP	Analytical Method: EPA 6010 Preparation Method: EPA 3010							
	Pace Analytical Services - Indianapolis							
Aluminum	ND	ug/L	200	1	05/25/22 08:57	05/26/22 12:44	7429-90-5	
Barium	**127**	ug/L	10.0	1	05/25/22 08:57	05/26/22 12:44	7440-39-3	
Boron	**723**	ug/L	100	1	05/25/22 08:57	05/26/22 12:44	7440-42-8	
Cadmium	ND	ug/L	2.0	1	05/25/22 08:57	05/26/22 12:44	7440-43-9	
Calcium	**174000**	ug/L	1000	1	05/25/22 08:57	05/26/22 12:44	7440-70-2	
Chromium	ND	ug/L	10.0	1	05/25/22 08:57	05/26/22 12:44	7440-47-3	
Iron	ND	ug/L	100	1	05/25/22 08:57	05/26/22 12:44	7439-89-6	
Lead	ND	ug/L	10.0	1	05/25/22 08:57	05/26/22 12:44	7439-92-1	
Lithium	**26.2**	ug/L	20.0	1	05/25/22 08:57	05/26/22 12:44	7439-93-2	
Magnesium	**45400**	ug/L	1000	1	05/25/22 08:57	05/26/22 12:44	7439-95-4	
Manganese	**17.3**	ug/L	10.0	1	05/25/22 08:57	05/26/22 12:44	7439-96-5	
Molybdenum	**25.6**	ug/L	10.0	1	05/25/22 08:57	05/26/22 12:44	7439-98-7	
Potassium	**5970**	ug/L	1000	1	05/25/22 08:57	05/26/22 12:44	7440-09-7	
Silica	**15100**	ug/L	450	1	05/25/22 08:57	05/26/22 12:44	7631-86-9	N2
Sodium	**97800**	ug/L	1000	1	05/25/22 08:57	05/26/22 12:44	7440-23-5	
6010 MET ICP, Dissolved	Analytical Method: EPA 6010 Preparation Method: EPA 3010							
	Pace Analytical Services - Indianapolis							
Manganese, Dissolved	**20.8**	ug/L	10.0	1	05/21/22 15:00	05/24/22 04:00	7439-96-5	
Molybdenum, Dissolved	**27.4**	ug/L	10.0	1	05/21/22 15:00	05/24/22 04:00	7439-98-7	
6020 MET ICPMS	Analytical Method: EPA 6020 Preparation Method: EPA 200.2							
	Pace Analytical Services - Indianapolis							
Antimony	ND	ug/L	1.0	1	05/19/22 08:05	05/21/22 04:20	7440-36-0	
Arsenic	**2.0**	ug/L	1.0	1	05/19/22 08:05	05/21/22 04:20	7440-38-2	
Beryllium	ND	ug/L	0.20	1	05/19/22 08:05	05/21/22 04:20	7440-41-7	
Cobalt	ND	ug/L	1.0	1	05/19/22 08:05	05/21/22 04:20	7440-48-4	
Selenium	ND	ug/L	1.0	1	05/19/22 08:05	05/21/22 04:20	7782-49-2	
Thallium	ND	ug/L	1.0	1	05/19/22 08:05	05/21/22 04:20	7440-28-0	
7470 Mercury	Analytical Method: EPA 7470 Preparation Method: EPA 7470							
	Pace Analytical Services - Indianapolis							
Mercury	ND	ug/L	0.20	1	05/19/22 21:17	05/20/22 16:20	7439-97-6	
2320B Alkalinity	Analytical Method: SM 2320B							
	Pace Analytical Services - Indianapolis							
Alkalinity, Total as CaCO3	**289**	mg/L	2.0	1		05/20/22 19:54		
Alkalinity,Bicarbonate (CaCO3)	**289**	mg/L	2.0	1		05/20/22 19:54		
Alkalinity,Carbonate (CaCO3)	ND	mg/L	2.0	1		05/20/22 19:54		

REPORT OF LABORATORY ANALYSIS

This report shall not be reproduced, except in full,
without the written consent of Pace Analytical Services, LLC.

Pace Analytical Services, LLC
7726 Moller Road
Indianapolis, IN 46268
(317)228-3100

ANALYTICAL RESULTS

Project: Eagle Valley P1R1
Pace Project No.: 50316506

Sample: MW-8S **Lab ID: 50316506002** Collected: 05/12/22 10:40 Received: 05/13/22 14:45 Matrix: Water

Parameters	Results	Units	Report Limit	DF	Prepared	Analyzed	CAS No.	Qual
2540C Total Dissolved Solids	Analytical Method: SM 2540C Pace Analytical Services - Indianapolis							
Total Dissolved Solids	**1100**	mg/L	20.0	1		05/19/22 15:12		
4500H+ pH, Electrometric	Analytical Method: SM 4500-H+B Pace Analytical Services - Indianapolis							
pH at 25 Degrees C	**7.5**	Std. Units	0.10	1		05/20/22 19:52		H3
4500S2D Sulfide Water	Analytical Method: SM 4500-S2-D Pace Analytical Services - Indianapolis							
Sulfide	ND	mg/L	0.10	1		05/18/22 09:12	18496-25-8	
Iron, Ferrous	Analytical Method: HACH 8146 Pace Analytical Services - Indianapolis							
Iron, Ferrous	ND	mg/L	0.20	1		05/25/22 21:46	15438-31-0	H3,N2
353.2 Nitrogen, NO2/NO3 unpres	Analytical Method: EPA 353.2 Pace Analytical Services - Indianapolis							
Nitrogen, Nitrate	**0.18**	mg/L	0.10	1		05/13/22 19:14	14797-55-8	
Nitrogen, Nitrite	ND	mg/L	0.10	1		05/13/22 19:14	14797-65-0	
365.1 Total Phosphorus	Analytical Method: EPA 365.1 Preparation Method: EPA 365.1 Pace Analytical Services - Indianapolis							
Phosphate as P04	**0.38**	mg/L	0.15	1	05/17/22 13:00	05/21/22 09:51		
5310C TOC	Analytical Method: SM 5310C Pace Analytical Services - Indianapolis							
Total Organic Carbon	**1.4**	mg/L	1.0	1		05/26/22 00:12	7440-44-0	
5310C Dissolved Organic Carbon	Analytical Method: SM 5310C Pace Analytical Services - Indianapolis							
Dissolved Organic Carbon	**2.2**	mg/L	1.0	1		05/23/22 18:32		

REPORT OF LABORATORY ANALYSIS

This report shall not be reproduced, except in full,
without the written consent of Pace Analytical Services, LLC.

Pace Analytical Services, LLC
7726 Moller Road
Indianapolis, IN 46268
(317)228-3100

ANALYTICAL RESULTS

Project: Eagle Valley P1R1
Pace Project No.: 50316506

Sample: MW-9S **Lab ID: 50316506005** Collected: 05/12/22 15:10 Received: 05/13/22 14:45 Matrix: Water

Parameters	Results	Units	Report Limit	DF	Prepared	Analyzed	CAS No.	Qual
9056 IC Anions	Analytical Method: EPA 9056							
	Pace Analytical Services - Indianapolis							
Chloride	**56.4**	mg/L	2.5	10		05/26/22 23:02	16887-00-6	
Fluoride	**0.18**	mg/L	0.10	1		05/27/22 11:56	16984-48-8	
Sulfate	**197**	mg/L	2.5	10		05/26/22 23:02	14808-79-8	
6010 MET ICP	Analytical Method: EPA 6010 Preparation Method: EPA 3010							
	Pace Analytical Services - Indianapolis							
Aluminum	**316**	ug/L	200	1	05/25/22 08:57	05/26/22 12:58	7429-90-5	
Barium	**79.6**	ug/L	10.0	1	05/25/22 08:57	05/26/22 12:58	7440-39-3	
Boron	**498**	ug/L	100	1	05/25/22 08:57	05/26/22 12:58	7440-42-8	
Cadmium	ND	ug/L	2.0	1	05/25/22 08:57	05/26/22 12:58	7440-43-9	
Calcium	**129000**	ug/L	1000	1	05/25/22 08:57	05/26/22 12:58	7440-70-2	
Chromium	ND	ug/L	10.0	1	05/25/22 08:57	05/26/22 12:58	7440-47-3	
Iron	**234**	ug/L	100	1	05/25/22 08:57	05/26/22 12:58	7439-89-6	
Lead	ND	ug/L	10.0	1	05/25/22 08:57	05/26/22 12:58	7439-92-1	
Lithium	ND	ug/L	20.0	1	05/25/22 08:57	05/26/22 12:58	7439-93-2	
Magnesium	**29700**	ug/L	1000	1	05/25/22 08:57	05/26/22 12:58	7439-95-4	
Manganese	**71.9**	ug/L	10.0	1	05/25/22 08:57	05/26/22 12:58	7439-96-5	
Molybdenum	**21.1**	ug/L	10.0	1	05/25/22 08:57	05/26/22 12:58	7439-98-7	
Potassium	**2460**	ug/L	1000	1	05/25/22 08:57	05/26/22 12:58	7440-09-7	
Silica	**11900**	ug/L	450	1	05/25/22 08:57	05/26/22 12:58	7631-86-9	N2
Sodium	**40400**	ug/L	1000	1	05/25/22 08:57	05/26/22 12:58	7440-23-5	
6010 MET ICP, Dissolved	Analytical Method: EPA 6010 Preparation Method: EPA 3010							
	Pace Analytical Services - Indianapolis							
Manganese, Dissolved	ND	ug/L	10.0	1	05/21/22 15:00	05/24/22 04:10	7439-96-5	
Molybdenum, Dissolved	**22.6**	ug/L	10.0	1	05/21/22 15:00	05/24/22 04:10	7439-98-7	
6020 MET ICPMS	Analytical Method: EPA 6020 Preparation Method: EPA 200.2							
	Pace Analytical Services - Indianapolis							
Antimony	ND	ug/L	1.0	1	05/19/22 08:05	05/21/22 04:58	7440-36-0	
Arsenic	ND	ug/L	1.0	1	05/19/22 08:05	05/21/22 04:58	7440-38-2	
Beryllium	ND	ug/L	0.20	1	05/19/22 08:05	05/21/22 04:58	7440-41-7	
Cobalt	ND	ug/L	1.0	1	05/19/22 08:05	05/21/22 04:58	7440-48-4	
Selenium	**1.5**	ug/L	1.0	1	05/19/22 08:05	05/21/22 04:58	7782-49-2	
Thallium	ND	ug/L	1.0	1	05/19/22 08:05	05/21/22 04:58	7440-28-0	
7470 Mercury	Analytical Method: EPA 7470 Preparation Method: EPA 7470							
	Pace Analytical Services - Indianapolis							
Mercury	ND	ug/L	0.20	1	05/19/22 21:17	05/20/22 16:35	7439-97-6	
2320B Alkalinity	Analytical Method: SM 2320B							
	Pace Analytical Services - Indianapolis							
Alkalinity, Total as CaCO3	**305**	mg/L	2.0	1		05/20/22 19:54		
Alkalinity,Bicarbonate (CaCO3)	**305**	mg/L	2.0	1		05/20/22 19:54		
Alkalinity,Carbonate (CaCO3)	ND	mg/L	2.0	1		05/20/22 19:54		

REPORT OF LABORATORY ANALYSIS

This report shall not be reproduced, except in full,
without the written consent of Pace Analytical Services, LLC.

Pace Analytical Services, LLC
7726 Moller Road
Indianapolis, IN 46268
(317)228-3100

ANALYTICAL RESULTS

Project: Eagle Valley P1R1
Pace Project No.: 50316506

Sample: MW-9S **Lab ID: 50316506005** Collected: 05/12/22 15:10 Received: 05/13/22 14:45 Matrix: Water

Parameters	Results	Units	Report Limit	DF	Prepared	Analyzed	CAS No.	Qual
2540C Total Dissolved Solids	Analytical Method: SM 2540C Pace Analytical Services - Indianapolis							
Total Dissolved Solids	**667**	mg/L	10.0	1		05/19/22 15:13		
4500H+ pH, Electrometric	Analytical Method: SM 4500-H+B Pace Analytical Services - Indianapolis							
pH at 25 Degrees C	**7.5**	Std. Units	0.10	1		05/20/22 19:53		H3
4500S2D Sulfide Water	Analytical Method: SM 4500-S2-D Pace Analytical Services - Indianapolis							
Sulfide	ND	mg/L	0.10	1		05/18/22 09:12	18496-25-8	
Iron, Ferrous	Analytical Method: HACH 8146 Pace Analytical Services - Indianapolis							
Iron, Ferrous	ND	mg/L	0.20	1		05/25/22 22:16	15438-31-0	H3,N2
353.2 Nitrogen, NO2/NO3 unpres	Analytical Method: EPA 353.2 Pace Analytical Services - Indianapolis							
Nitrogen, Nitrate	**0.58**	mg/L	0.10	1		05/14/22 09:21	14797-55-8	
Nitrogen, Nitrite	ND	mg/L	0.10	1		05/14/22 09:21	14797-65-0	
365.1 Total Phosphorus	Analytical Method: EPA 365.1 Preparation Method: EPA 365.1 Pace Analytical Services - Indianapolis							
Phosphate as P04	ND	mg/L	0.15	1	05/17/22 13:00	05/21/22 09:53		
5310C TOC	Analytical Method: SM 5310C Pace Analytical Services - Indianapolis							
Total Organic Carbon	ND	mg/L	1.0	1		05/26/22 00:46	7440-44-0	
5310C Dissolved Organic Carbon	Analytical Method: SM 5310C Pace Analytical Services - Indianapolis							
Dissolved Organic Carbon	**1.7**	mg/L	1.0	1		05/23/22 20:17		

REPORT OF LABORATORY ANALYSIS

This report shall not be reproduced, except in full,
without the written consent of Pace Analytical Services, LLC.

Pace Analytical Services, LLC
7726 Moller Road
Indianapolis, IN 46268
(317)228-3100

ANALYTICAL RESULTS

Project: Eagle Valley P1R1
Pace Project No.: 50316506

Sample: DUP-5 **Lab ID: 50316506006** Collected: 05/12/22 08:00 Received: 05/13/22 14:45 Matrix: Water

Parameters	Results	Units	Report Limit	DF	Prepared	Analyzed	CAS No.	Qual
9056 IC Anions	Analytical Method: EPA 9056							
	Pace Analytical Services - Indianapolis							
Chloride	**35.3**	mg/L	2.5	10		05/27/22 06:17	16887-00-6	
Fluoride	ND	mg/L	0.10	1		05/27/22 06:00	16984-48-8	
Sulfate	**155**	mg/L	2.5	10		05/27/22 06:17	14808-79-8	
6010 MET ICP	Analytical Method: EPA 6010 Preparation Method: EPA 3010							
	Pace Analytical Services - Indianapolis							
Aluminum	ND	ug/L	200	1	05/25/22 08:57	05/26/22 13:08	7429-90-5	
Barium	**78.3**	ug/L	10.0	1	05/25/22 08:57	05/26/22 13:08	7440-39-3	
Boron	**1380**	ug/L	100	1	05/25/22 08:57	05/26/22 13:08	7440-42-8	
Cadmium	ND	ug/L	2.0	1	05/25/22 08:57	05/26/22 13:08	7440-43-9	
Calcium	**161000**	ug/L	1000	1	05/25/22 08:57	05/26/22 13:08	7440-70-2	
Chromium	ND	ug/L	10.0	1	05/25/22 08:57	05/26/22 13:08	7440-47-3	
Iron	**224**	ug/L	100	1	05/25/22 08:57	05/26/22 13:08	7439-89-6	
Lead	ND	ug/L	10.0	1	05/25/22 08:57	05/26/22 13:08	7439-92-1	
Lithium	**31.3**	ug/L	20.0	1	05/25/22 08:57	05/26/22 13:08	7439-93-2	
Magnesium	**36700**	ug/L	1000	1	05/25/22 08:57	05/26/22 13:08	7439-95-4	
Manganese	**160**	ug/L	10.0	1	05/25/22 08:57	05/26/22 13:08	7439-96-5	
Molybdenum	**44.5**	ug/L	10.0	1	05/25/22 08:57	05/26/22 13:08	7439-98-7	
Potassium	**4540**	ug/L	1000	1	05/25/22 08:57	05/26/22 13:08	7440-09-7	
Silica	**14200**	ug/L	450	1	05/25/22 08:57	05/26/22 13:08	7631-86-9	N2
Sodium	**46100**	ug/L	1000	1	05/25/22 08:57	05/26/22 13:08	7440-23-5	
6010 MET ICP, Dissolved	Analytical Method: EPA 6010 Preparation Method: EPA 3010							
	Pace Analytical Services - Indianapolis							
Manganese, Dissolved	**173**	ug/L	10.0	1	05/21/22 15:00	05/24/22 04:12	7439-96-5	
Molybdenum, Dissolved	**48.8**	ug/L	10.0	1	05/21/22 15:00	05/24/22 04:12	7439-98-7	
6020 MET ICPMS	Analytical Method: EPA 6020 Preparation Method: EPA 200.2							
	Pace Analytical Services - Indianapolis							
Antimony	**2.2**	ug/L	1.0	1	05/19/22 08:05	05/21/22 05:03	7440-36-0	
Arsenic	ND	ug/L	1.0	1	05/19/22 08:05	05/21/22 05:03	7440-38-2	
Beryllium	ND	ug/L	0.20	1	05/19/22 08:05	05/21/22 05:03	7440-41-7	
Cobalt	ND	ug/L	1.0	1	05/19/22 08:05	05/21/22 05:03	7440-48-4	
Selenium	**25.0**	ug/L	1.0	1	05/19/22 08:05	05/21/22 05:03	7782-49-2	
Thallium	ND	ug/L	1.0	1	05/19/22 08:05	05/21/22 05:03	7440-28-0	
7470 Mercury	Analytical Method: EPA 7470 Preparation Method: EPA 7470							
	Pace Analytical Services - Indianapolis							
Mercury	ND	ug/L	0.20	1	05/19/22 21:17	05/20/22 16:47	7439-97-6	
2320B Alkalinity	Analytical Method: SM 2320B							
	Pace Analytical Services - Indianapolis							
Alkalinity, Total as CaCO3	**489**	mg/L	2.0	1		05/20/22 19:54		
Alkalinity,Bicarbonate (CaCO3)	**489**	mg/L	2.0	1		05/20/22 19:54		
Alkalinity,Carbonate (CaCO3)	ND	mg/L	2.0	1		05/20/22 19:54		

REPORT OF LABORATORY ANALYSIS

This report shall not be reproduced, except in full,
without the written consent of Pace Analytical Services, LLC.

Pace Analytical Services, LLC
7726 Moller Road
Indianapolis, IN 46268
(317)228-3100

ANALYTICAL RESULTS

Project: Eagle Valley P1R1
Pace Project No.: 50316506

Sample: DUP-5 **Lab ID: 50316506006** Collected: 05/12/22 08:00 Received: 05/13/22 14:45 Matrix: Water

Parameters	Results	Units	Report Limit	DF	Prepared	Analyzed	CAS No.	Qual
2540C Total Dissolved Solids	Analytical Method: SM 2540C Pace Analytical Services - Indianapolis							
Total Dissolved Solids	**773**	mg/L	10.0	1		05/19/22 15:13		
4500H+ pH, Electrometric	Analytical Method: SM 4500-H+B Pace Analytical Services - Indianapolis							
pH at 25 Degrees C	**7.4**	Std. Units	0.10	1		05/20/22 19:54		H3
4500S2D Sulfide Water	Analytical Method: SM 4500-S2-D Pace Analytical Services - Indianapolis							
Sulfide	ND	mg/L	0.10	1		05/18/22 09:12	18496-25-8	
Iron, Ferrous	Analytical Method: HACH 8146 Pace Analytical Services - Indianapolis							
Iron, Ferrous	ND	mg/L	0.20	1		05/25/22 21:42	15438-31-0	H3,N2
353.2 Nitrogen, NO2/NO3 unpres	Analytical Method: EPA 353.2 Pace Analytical Services - Indianapolis							
Nitrogen, Nitrate	**3.2**	mg/L	0.10	1		05/13/22 19:09	14797-55-8	
Nitrogen, Nitrite	ND	mg/L	0.10	1		05/13/22 19:09	14797-65-0	
365.1 Total Phosphorus	Analytical Method: EPA 365.1 Preparation Method: EPA 365.1 Pace Analytical Services - Indianapolis							
Phosphate as P04	ND	mg/L	0.15	1	05/17/22 14:30	05/21/22 09:58		
5310C TOC	Analytical Method: SM 5310C Pace Analytical Services - Indianapolis							
Total Organic Carbon	ND	mg/L	1.0	1		05/26/22 02:15	7440-44-0	
5310C Dissolved Organic Carbon	Analytical Method: SM 5310C Pace Analytical Services - Indianapolis							
Dissolved Organic Carbon	**2.0**	mg/L	1.0	1		05/24/22 01:01		

REPORT OF LABORATORY ANALYSIS

This report shall not be reproduced, except in full,
without the written consent of Pace Analytical Services, LLC.

Pace Analytical Services, LLC
7726 Moller Road
Indianapolis, IN 46268
(317)228-3100

QUALITY CONTROL DATA

Project: Eagle Valley P1R1
Pace Project No.: 50316506

QC Batch: 678026
QC Batch Method: EPA 9056
Analysis Method: EPA 9056
Analysis Description: 9056 IC Anions
Laboratory: Pace Analytical Services - Indianapolis
Associated Lab Samples: 50316506001, 50316506002, 50316506005

METHOD BLANK: 3121712 Matrix: Water
Associated Lab Samples: 50316506001, 50316506002, 50316506005

Parameter	Units	Blank Result	Reporting Limit	Analyzed	Qualifiers
Chloride	mg/L	ND	0.25	05/26/22 10:08	
Fluoride	mg/L	ND	0.10	05/26/22 10:08	
Sulfate	mg/L	ND	0.25	05/26/22 10:08	

LABORATORY CONTROL SAMPLE: 3121713

Parameter	Units	Spike Conc.	LCS Result	LCS % Rec	% Rec Limits	Qualifiers
Chloride	mg/L	1.2	1.2	94	80-120	
Fluoride	mg/L	0.5	0.56	112	80-120	
Sulfate	mg/L	2.5	2.5	102	80-120	

MATRIX SPIKE & MATRIX SPIKE DUPLICATE: 3121714 3121715

Parameter	Units	50316506002 Result	MS Spike Conc.	MSD Spike Conc.	MS Result	MSD Result	MS % Rec	MSD % Rec	% Rec Limits	RPD	Max RPD	Qual
Chloride	mg/L	140	125	125	252	251	89	89	80-120	0	15	
Fluoride	mg/L	0.29	0.5	0.5	0.86	0.86	114	115	80-120	1	15	
Sulfate	mg/L	405	250	250	623	619	87	86	80-120	1	15	

Results presented on this page are in the units indicated by the "Units" column except where an alternate unit is presented to the right of the result.

REPORT OF LABORATORY ANALYSIS

This report shall not be reproduced, except in full,
without the written consent of Pace Analytical Services, LLC.

Pace Analytical Services, LLC
7726 Moller Road
Indianapolis, IN 46268
(317)228-3100

QUALITY CONTROL DATA

Project: Eagle Valley P1R1
Pace Project No.: 50316506

QC Batch: 678028
QC Batch Method: EPA 9056
Analysis Method: EPA 9056
Analysis Description: 9056 IC Anions
Laboratory: Pace Analytical Services - Indianapolis
Associated Lab Samples: 50316506006

METHOD BLANK: 3121716 Matrix: Water
Associated Lab Samples: 50316506006

Parameter	Units	Blank Result	Reporting Limit	Analyzed	Qualifiers
Chloride	mg/L	ND	0.25	05/27/22 14:46	
Fluoride	mg/L	ND	0.10	05/27/22 14:46	
Sulfate	mg/L	ND	0.25	05/27/22 14:46	

LABORATORY CONTROL SAMPLE: 3121717

Parameter	Units	Spike Conc.	LCS Result	LCS % Rec	% Rec Limits	Qualifiers
Chloride	mg/L	1.2	1.2	93	80-120	
Fluoride	mg/L	0.5	0.51	102	80-120	
Sulfate	mg/L	2.5	2.5	102	80-120	

MATRIX SPIKE & MATRIX SPIKE DUPLICATE: 3121718 3121719

Parameter	Units	50316507001 Result	MS Spike Conc.	MSD Spike Conc.	MS Result	MSD Result	MS % Rec	MSD % Rec	% Rec Limits	RPD	Max RPD	Qual
Chloride	mg/L	96.8	12.5	12.5	99.9	99.6	25	22	80-120	0	15	M0
Fluoride	mg/L	ND	0.5	0.5	0.40	0.41	77	79	80-120	3	15	M0
Sulfate	mg/L	571	250	250	762	764	77	77	80-120	0	15	M0

Results presented on this page are in the units indicated by the "Units" column except where an alternate unit is presented to the right of the result.

REPORT OF LABORATORY ANALYSIS

This report shall not be reproduced, except in full,
without the written consent of Pace Analytical Services, LLC.

Pace Analytical Services, LLC
7726 Moller Road
Indianapolis, IN 46268
(317)228-3100

QUALITY CONTROL DATA

Project: Eagle Valley P1R1
Pace Project No.: 50316506

QC Batch: 677141
QC Batch Method: EPA 7470
Analysis Method: EPA 7470
Analysis Description: 7470 Mercury
Laboratory: Pace Analytical Services - Indianapolis
Associated Lab Samples: 50316506001, 50316506002, 50316506005, 50316506006

METHOD BLANK: 3117622 Matrix: Water
Associated Lab Samples: 50316506001, 50316506002, 50316506005, 50316506006

Parameter	Units	Blank Result	Reporting Limit	Analyzed	Qualifiers
Mercury	ug/L	ND	0.20	05/20/22 15:51	

LABORATORY CONTROL SAMPLE: 3117623

Parameter	Units	Spike Conc.	LCS Result	LCS % Rec	% Rec Limits	Qualifiers
Mercury	ug/L	5	4.9	98	80-120	

MATRIX SPIKE & MATRIX SPIKE DUPLICATE: 3117624 3117625

Parameter	Units	50316506002 Result	MS Spike Conc.	MSD Spike Conc.	MS Result	MSD Result	MS % Rec	MSD % Rec	% Rec Limits	RPD	Max RPD	Qual
Mercury	ug/L	ND	5	5	4.7	4.8	95	96	75-125	2	20	

MATRIX SPIKE & MATRIX SPIKE DUPLICATE: 3117626 3117627

Parameter	Units	50316507001 Result	MS Spike Conc.	MSD Spike Conc.	MS Result	MSD Result	MS % Rec	MSD % Rec	% Rec Limits	RPD	Max RPD	Qual
Mercury	ug/L	ND	5	5	4.9	5.0	99	99	75-125	1	20	

Results presented on this page are in the units indicated by the "Units" column except where an alternate unit is presented to the right of the result.

REPORT OF LABORATORY ANALYSIS

This report shall not be reproduced, except in full,
without the written consent of Pace Analytical Services, LLC.

Pace Analytical Services, LLC
7726 Moller Road
Indianapolis, IN 46268
(317)228-3100

QUALITY CONTROL DATA

Project: Eagle Valley P1R1
Pace Project No.: 50316506

QC Batch: 677583
QC Batch Method: EPA 3010
Analysis Method: EPA 6010
Analysis Description: 6010 MET
Laboratory: Pace Analytical Services - Indianapolis
Associated Lab Samples: 50316506001, 50316506002, 50316506005, 50316506006

METHOD BLANK: 3120339 Matrix: Water
Associated Lab Samples: 50316506001, 50316506002, 50316506005, 50316506006

Parameter	Units	Blank Result	Reporting Limit	Analyzed	Qualifiers
Aluminum	ug/L	ND	200	05/26/22 12:03	
Barium	ug/L	ND	10.0	05/26/22 12:03	
Boron	ug/L	ND	100	05/26/22 12:03	
Cadmium	ug/L	ND	2.0	05/26/22 12:03	
Calcium	ug/L	ND	1000	05/26/22 12:03	
Chromium	ug/L	ND	10.0	05/26/22 12:03	
Iron	ug/L	ND	100	05/26/22 12:03	
Lead	ug/L	ND	10.0	05/26/22 12:03	
Lithium	ug/L	ND	20.0	05/26/22 12:03	
Magnesium	ug/L	ND	1000	05/26/22 12:03	
Manganese	ug/L	ND	10.0	05/26/22 12:03	
Molybdenum	ug/L	ND	10.0	05/26/22 12:03	
Potassium	ug/L	ND	1000	05/26/22 12:03	
Silica	ug/L	ND	450	05/26/22 12:03	N2
Sodium	ug/L	ND	1000	05/26/22 12:03	

LABORATORY CONTROL SAMPLE: 3120340

Parameter	Units	Spike Conc.	LCS Result	LCS % Rec	% Rec Limits	Qualifiers
Aluminum	ug/L	10000	9430	94	80-120	
Barium	ug/L	1000	976	98	80-120	
Boron	ug/L	1000	929	93	80-120	
Cadmium	ug/L	1000	942	94	80-120	
Calcium	ug/L	10000	9690	97	80-120	
Chromium	ug/L	1000	967	97	80-120	
Iron	ug/L	10000	9430	94	80-120	
Lead	ug/L	1000	919	92	80-120	
Lithium	ug/L	1000	1020	102	80-120	
Magnesium	ug/L	10000	9240	92	80-120	
Manganese	ug/L	1000	936	94	80-120	
Molybdenum	ug/L	1000	983	98	80-120	
Potassium	ug/L	10000	9460	95	80-120	
Silica	ug/L	10700	9950	93	80-120	N2
Sodium	ug/L	10000	9710	97	80-120	

Results presented on this page are in the units indicated by the "Units" column except where an alternate unit is presented to the right of the result.

REPORT OF LABORATORY ANALYSIS

This report shall not be reproduced, except in full,
without the written consent of Pace Analytical Services, LLC.

Pace Analytical Services, LLC
7726 Moller Road
Indianapolis, IN 46268
(317)228-3100

QUALITY CONTROL DATA

Project: Eagle Valley P1R1
Pace Project No.: 50316506

MATRIX SPIKE & MATRIX SPIKE DUPLICATE: 3120341 3120342

Parameter	Units	50316506002 Result	MS Spike Conc.	MSD Spike Conc.	MS Result	MSD Result	MS % Rec	MSD % Rec	% Rec Limits	RPD	Max RPD	Qual
Aluminum	ug/L	ND	10000	10000	9740	10200	97	102	75-125	5	20	
Barium	ug/L	127	1000	1000	1120	1170	99	104	75-125	4	20	
Boron	ug/L	723	1000	1000	1690	1760	97	103	75-125	4	20	
Cadmium	ug/L	ND	1000	1000	986	1020	99	102	75-125	4	20	
Calcium	ug/L	174000	10000	10000	188000	193000	137	184	75-125	2	20	P6
Chromium	ug/L	ND	1000	1000	961	1000	96	100	75-125	4	20	
Iron	ug/L	ND	10000	10000	9270	9680	93	97	75-125	4	20	
Lead	ug/L	ND	1000	1000	901	934	90	93	75-125	4	20	
Lithium	ug/L	26.2	1000	1000	1140	1180	111	116	75-125	4	20	
Magnesium	ug/L	45400	10000	10000	55000	56100	96	107	75-125	2	20	
Manganese	ug/L	17.3	1000	1000	943	981	93	96	75-125	4	20	
Molybdenum	ug/L	25.6	1000	1000	1040	1080	102	105	75-125	3	20	
Potassium	ug/L	5970	10000	10000	16500	17200	106	112	75-125	4	20	
Silica	ug/L	15100	10700	10700	25500	26200	97	104	75-125	3	20	N2
Sodium	ug/L	97800	10000	10000	111000	114000	134	164	75-125	3	20	P6

MATRIX SPIKE & MATRIX SPIKE DUPLICATE: 3120343 3120344

Parameter	Units	50316507001 Result	MS Spike Conc.	MSD Spike Conc.	MS Result	MSD Result	MS % Rec	MSD % Rec	% Rec Limits	RPD	Max RPD	Qual
Aluminum	ug/L	ND	10000	10000	10100	9820	101	98	75-125	2	20	
Barium	ug/L	36.8	1000	1000	1020	1020	98	99	75-125	0	20	
Boron	ug/L	8280	1000	1000	10200	9760	190	148	75-125	4	20	P6
Cadmium	ug/L	ND	1000	1000	998	986	100	99	75-125	1	20	
Calcium	ug/L	232000	10000	10000	258000	258000	262	262	75-125	0	20	P6
Chromium	ug/L	ND	1000	1000	964	963	96	96	75-125	0	20	
Iron	ug/L	ND	10000	10000	9500	9220	95	92	75-125	3	20	
Lead	ug/L	ND	1000	1000	900	889	90	89	75-125	1	20	
Lithium	ug/L	101	1000	1000	1230	1220	113	112	75-125	0	20	
Magnesium	ug/L	70800	10000	10000	86800	82800	160	121	75-125	5	20	P6
Manganese	ug/L	18.3	1000	1000	969	940	95	92	75-125	3	20	
Molybdenum	ug/L	165	1000	1000	1200	1180	104	102	75-125	2	20	
Potassium	ug/L	15300	10000	10000	27000	26800	117	116	75-125	1	20	
Silica	ug/L	12200	10700	10700	23800	23100	109	102	75-125	3	20	N2
Sodium	ug/L	89200	10000	10000	106000	105000	166	154	75-125	1	20	P6

Results presented on this page are in the units indicated by the "Units" column except where an alternate unit is presented to the right of the result.

REPORT OF LABORATORY ANALYSIS

This report shall not be reproduced, except in full,
without the written consent of Pace Analytical Services, LLC.

Pace Analytical Services, LLC
7726 Moller Road
Indianapolis, IN 46268
(317)228-3100

QUALITY CONTROL DATA

Project: Eagle Valley P1R1
Pace Project No.: 50316506

QC Batch: 677435
QC Batch Method: EPA 3010
Analysis Method: EPA 6010
Analysis Description: 6010 MET Dissolved
Laboratory: Pace Analytical Services - Indianapolis
Associated Lab Samples: 50316506001, 50316506002, 50316506005, 50316506006

METHOD BLANK: 3119311 Matrix: Water
Associated Lab Samples: 50316506001, 50316506002, 50316506005, 50316506006

Parameter	Units	Blank Result	Reporting Limit	Analyzed	Qualifiers
Manganese, Dissolved	ug/L	ND	10.0	05/24/22 03:13	
Molybdenum, Dissolved	ug/L	ND	10.0	05/24/22 03:13	

LABORATORY CONTROL SAMPLE: 3119312

Parameter	Units	Spike Conc.	LCS Result	LCS % Rec	% Rec Limits	Qualifiers
Manganese, Dissolved	ug/L	1000	988	99	80-120	
Molybdenum, Dissolved	ug/L	1000	1020	102	80-120	

MATRIX SPIKE & MATRIX SPIKE DUPLICATE: 3119313 3119314

Parameter	Units	50316506002 Result	MS Spike Conc.	MSD Spike Conc.	MS Result	MSD Result	MS % Rec	MSD % Rec	% Rec Limits	RPD	Max RPD	Qual
Manganese, Dissolved	ug/L	20.8	1000	1000	988	993	97	97	75-125	0	20	
Molybdenum, Dissolved	ug/L	27.4	1000	1000	1050	1050	102	102	75-125	0	20	

Results presented on this page are in the units indicated by the "Units" column except where an alternate unit is presented to the right of the result.

REPORT OF LABORATORY ANALYSIS

This report shall not be reproduced, except in full,
without the written consent of Pace Analytical Services, LLC.

Pace Analytical Services, LLC
7726 Moller Road
Indianapolis, IN 46268
(317)228-3100

QUALITY CONTROL DATA

Project: Eagle Valley P1R1
Pace Project No.: 50316506

QC Batch: 676951
QC Batch Method: EPA 200.2
Analysis Method: EPA 6020
Analysis Description: 6020 MET
Laboratory: Pace Analytical Services - Indianapolis
Associated Lab Samples: 50316506001, 50316506002, 50316506005, 50316506006

METHOD BLANK: 3116738 Matrix: Water
Associated Lab Samples: 50316506001, 50316506002, 50316506005, 50316506006

Parameter	Units	Blank Result	Reporting Limit	Analyzed	Qualifiers
Antimony	ug/L	ND	1.0	05/21/22 04:10	
Arsenic	ug/L	ND	1.0	05/21/22 04:10	
Beryllium	ug/L	ND	0.20	05/21/22 04:10	
Cobalt	ug/L	ND	1.0	05/21/22 04:10	
Selenium	ug/L	ND	1.0	05/21/22 04:10	
Thallium	ug/L	ND	1.0	05/21/22 04:10	

LABORATORY CONTROL SAMPLE: 3116739

Parameter	Units	Spike Conc.	LCS Result	LCS % Rec	% Rec Limits	Qualifiers
Antimony	ug/L	40	41.7	104	80-120	
Arsenic	ug/L	40	38.9	97	80-120	
Beryllium	ug/L	40	40.6	102	80-120	
Cobalt	ug/L	40	40.7	102	80-120	
Selenium	ug/L	40	39.7	99	80-120	
Thallium	ug/L	40	41.9	105	80-120	

MATRIX SPIKE & MATRIX SPIKE DUPLICATE: 3116740 3116741

Parameter	Units	50316506002 Result	MS Spike Conc.	MSD Spike Conc.	MS Result	MSD Result	MS % Rec	MSD % Rec	% Rec Limits	RPD	Max RPD	Qual
Antimony	ug/L	ND	40	40	43.2	42.5	108	106	75-125	2	20	
Arsenic	ug/L	2.0	40	40	39.7	40.4	94	96	75-125	2	20	
Beryllium	ug/L	ND	40	40	42.7	42.5	107	106	75-125	0	20	
Cobalt	ug/L	ND	40	40	38.6	39.4	96	98	75-125	2	20	
Selenium	ug/L	ND	40	40	38.7	38.7	95	95	75-125	0	20	
Thallium	ug/L	ND	40	40	43.3	43.0	108	108	75-125	1	20	

MATRIX SPIKE & MATRIX SPIKE DUPLICATE: 3116742 3116743

Parameter	Units	50316507001 Result	MS Spike Conc.	MSD Spike Conc.	MS Result	MSD Result	MS % Rec	MSD % Rec	% Rec Limits	RPD	Max RPD	Qual
Antimony	ug/L	ND	40	40	44.1	42.8	110	107	75-125	3	20	
Arsenic	ug/L	ND	40	40	39.6	38.5	98	96	75-125	3	20	
Beryllium	ug/L	ND	40	40	44.8	44.1	112	110	75-125	2	20	
Cobalt	ug/L	ND	40	40	40.2	38.6	100	96	75-125	4	20	

Results presented on this page are in the units indicated by the "Units" column except where an alternate unit is presented to the right of the result.

REPORT OF LABORATORY ANALYSIS

This report shall not be reproduced, except in full,
without the written consent of Pace Analytical Services, LLC.

Pace Analytical Services, LLC
7726 Moller Road
Indianapolis, IN 46268
(317)228-3100

QUALITY CONTROL DATA

Project: Eagle Valley P1R1
Pace Project No.: 50316506

MATRIX SPIKE & MATRIX SPIKE DUPLICATE: 3116742 3116743

Parameter	Units	50316507001 Result	MS Spike Conc.	MSD Spike Conc.	MS Result	MSD Result	MS % Rec	MSD % Rec	% Rec Limits	RPD	Max RPD	Qual
Selenium	ug/L	5.2	40	40	45.6	43.9	101	97	75-125	4	20	
Thallium	ug/L	ND	40	40	44.4	43.3	111	108	75-125	2	20	

Results presented on this page are in the units indicated by the "Units" column except where an alternate unit is presented to the right of the result.

REPORT OF LABORATORY ANALYSIS

This report shall not be reproduced, except in full,
without the written consent of Pace Analytical Services, LLC.

Pace Analytical Services, LLC
7726 Moller Road
Indianapolis, IN 46268
(317)228-3100

QUALITY CONTROL DATA

Project: Eagle Valley P1R1
Pace Project No.: 50316506

QC Batch: 677381 | Analysis Method: SM 2320B
QC Batch Method: SM 2320B | Analysis Description: 2320B Alkalinity
Laboratory: Pace Analytical Services - Indianapolis
Associated Lab Samples: 50316506001, 50316506002, 50316506005, 50316506006

METHOD BLANK: 3118900 Matrix: Water
Associated Lab Samples: 50316506001, 50316506002, 50316506005, 50316506006

Parameter	Units	Blank Result	Reporting Limit	Analyzed	Qualifiers
Alkalinity, Total as CaCO3	mg/L	ND	2.0	05/20/22 19:54	
Alkalinity,Bicarbonate (CaCO3)	mg/L	ND	2.0	05/20/22 19:54	
Alkalinity,Carbonate (CaCO3)	mg/L	ND	2.0	05/20/22 19:54	

LABORATORY CONTROL SAMPLE: 3118901

Parameter	Units	Spike Conc.	LCS Result	LCS % Rec	% Rec Limits	Qualifiers
Alkalinity, Total as CaCO3	mg/L	50	53.0	106	90-110	

SAMPLE DUPLICATE: 3118903

Parameter	Units	50316506002 Result	Dup Result	RPD	Max RPD	Qualifiers
Alkalinity, Total as CaCO3	mg/L	289	296	2	20	
Alkalinity,Bicarbonate (CaCO3)	mg/L	289	296	2	20	
Alkalinity,Carbonate (CaCO3)	mg/L	ND	ND		20	

SAMPLE DUPLICATE: 3118904

Parameter	Units	50316507001 Result	Dup Result	RPD	Max RPD	Qualifiers
Alkalinity, Total as CaCO3	mg/L	436	442	1	20	
Alkalinity,Bicarbonate (CaCO3)	mg/L	436	442	1	20	
Alkalinity,Carbonate (CaCO3)	mg/L	ND	ND		20	

Results presented on this page are in the units indicated by the "Units" column except where an alternate unit is presented to the right of the result.

REPORT OF LABORATORY ANALYSIS

This report shall not be reproduced, except in full,
without the written consent of Pace Analytical Services, LLC.

Pace Analytical Services, LLC
7726 Moller Road
Indianapolis, IN 46268
(317)228-3100

QUALITY CONTROL DATA

Project: Eagle Valley P1R1
Pace Project No.: 50316506

QC Batch: 677049 | Analysis Method: SM 2540C
QC Batch Method: SM 2540C | Analysis Description: 2540C Total Dissolved Solids
Laboratory: Pace Analytical Services - Indianapolis
Associated Lab Samples: 50316506001, 50316506002, 50316506005, 50316506006

METHOD BLANK: 3117321 Matrix: Water
Associated Lab Samples: 50316506001, 50316506002, 50316506005, 50316506006

Parameter	Units	Blank Result	Reporting Limit	Analyzed	Qualifiers
Total Dissolved Solids	mg/L	ND	10.0	05/19/22 15:11	

LABORATORY CONTROL SAMPLE: 3117326

Parameter	Units	Spike Conc.	LCS Result	LCS % Rec	% Rec Limits	Qualifiers
Total Dissolved Solids	mg/L	300	304	101	80-120	

SAMPLE DUPLICATE: 3117322

Parameter	Units	50316506002 Result	Dup Result	RPD	Max RPD	Qualifiers
Total Dissolved Solids	mg/L	1100	1110	1	10	

SAMPLE DUPLICATE: 3117323

Parameter	Units	50316478003 Result	Dup Result	RPD	Max RPD	Qualifiers
Total Dissolved Solids	mg/L	828	800	3	10	

Results presented on this page are in the units indicated by the "Units" column except where an alternate unit is presented to the right of the result.

REPORT OF LABORATORY ANALYSIS

This report shall not be reproduced, except in full,
without the written consent of Pace Analytical Services, LLC.

Pace Analytical Services, LLC
7726 Moller Road
Indianapolis, IN 46268
(317)228-3100

QUALITY CONTROL DATA

Project: Eagle Valley P1R1
Pace Project No.: 50316506

QC Batch: 677484
QC Batch Method: SM 4500-H+B
Analysis Method: SM 4500-H+B
Analysis Description: 4500H+B pH
Laboratory: Pace Analytical Services - Indianapolis
Associated Lab Samples: 50316506001, 50316506002, 50316506005, 50316506006

SAMPLE DUPLICATE: 3119900

Parameter	Units	50316506002 Result	Dup Result	RPD	Max RPD	Qualifiers
pH at 25 Degrees C	Std. Units	7.5	7.5	0	2	H3

SAMPLE DUPLICATE: 3119901

Parameter	Units	50316507001 Result	Dup Result	RPD	Max RPD	Qualifiers
pH at 25 Degrees C	Std. Units	6.9	7.0	1	2	H3

Results presented on this page are in the units indicated by the "Units" column except where an alternate unit is presented to the right of the result.

REPORT OF LABORATORY ANALYSIS

This report shall not be reproduced, except in full,
without the written consent of Pace Analytical Services, LLC.

Pace Analytical Services, LLC
7726 Moller Road
Indianapolis, IN 46268
(317)228-3100

QUALITY CONTROL DATA

Project: Eagle Valley P1R1
Pace Project No.: 50316506

QC Batch: 676795
QC Batch Method: SM 4500-S2-D
Analysis Method: SM 4500-S2-D
Analysis Description: 4500S2D Sulfide Water
Laboratory: Pace Analytical Services - Indianapolis
Associated Lab Samples: 50316506001, 50316506002, 50316506005, 50316506006

METHOD BLANK: 3116028 Matrix: Water
Associated Lab Samples: 50316506001, 50316506002, 50316506005, 50316506006

Parameter	Units	Blank Result	Reporting Limit	Analyzed	Qualifiers
Sulfide	mg/L	ND	0.10	05/18/22 09:12	

LABORATORY CONTROL SAMPLE: 3116029

Parameter	Units	Spike Conc.	LCS Result	LCS % Rec	% Rec Limits	Qualifiers
Sulfide	mg/L	0.5	0.46	92	90-110	

MATRIX SPIKE & MATRIX SPIKE DUPLICATE: 3116030 3116031

Parameter	Units	50316506002 Result	MS Spike Conc.	MSD Spike Conc.	MS Result	MSD Result	MS % Rec	MSD % Rec	% Rec Limits	RPD	Max RPD	Qual
Sulfide	mg/L	ND	0.5	0.5	0.55	0.55	110	110	90-110	1	20	

MATRIX SPIKE & MATRIX SPIKE DUPLICATE: 3116032 3116033

Parameter	Units	50316478003 Result	MS Spike Conc.	MSD Spike Conc.	MS Result	MSD Result	MS % Rec	MSD % Rec	% Rec Limits	RPD	Max RPD	Qual
Sulfide	mg/L	ND	0.5	0.5	0.54	0.53	107	106	90-110	2	20	

Results presented on this page are in the units indicated by the "Units" column except where an alternate unit is presented to the right of the result.

REPORT OF LABORATORY ANALYSIS

This report shall not be reproduced, except in full,
without the written consent of Pace Analytical Services, LLC.

Pace Analytical Services, LLC
7726 Moller Road
Indianapolis, IN 46268
(317)228-3100

QUALITY CONTROL DATA

Project: Eagle Valley P1R1
Pace Project No.: 50316506

QC Batch: 678396 | Analysis Method: HACH 8146
QC Batch Method: HACH 8146 | Analysis Description: Iron, Ferrous
Laboratory: Pace Analytical Services - Indianapolis
Associated Lab Samples: 50316506001, 50316506002, 50316506005, 50316506006

METHOD BLANK: 3123107 Matrix: Water
Associated Lab Samples: 50316506001, 50316506002, 50316506005, 50316506006

Parameter	Units	Blank Result	Reporting Limit	Analyzed	Qualifiers
Iron, Ferrous	mg/L	ND	0.20	05/25/22 21:41	H3,N2

LABORATORY CONTROL SAMPLE: 3123108

Parameter	Units	Spike Conc.	LCS Result	LCS % Rec	% Rec Limits	Qualifiers
Iron, Ferrous	mg/L	1	1.0	101	90-110	H3,N2

MATRIX SPIKE & MATRIX SPIKE DUPLICATE: 3123109 3123110

Parameter	Units	50316506002 Result	MS Spike Conc.	MSD Spike Conc.	MS Result	MSD Result	MS % Rec	MSD % Rec	% Rec Limits	RPD	Max RPD	Qual
Iron, Ferrous	mg/L	ND	1	1	1.0	0.97	102	97	90-110	5	20	H3,N2

MATRIX SPIKE SAMPLE: 3123111

Parameter	Units	50316499003 Result	Spike Conc.	MS Result	MS % Rec	% Rec Limits	Qualifiers
Iron, Ferrous	mg/L	ND	1	0.98	98	90-110	H3,N2

Results presented on this page are in the units indicated by the "Units" column except where an alternate unit is presented to the right of the result.

REPORT OF LABORATORY ANALYSIS

This report shall not be reproduced, except in full,
without the written consent of Pace Analytical Services, LLC.

Pace Analytical Services, LLC
7726 Moller Road
Indianapolis, IN 46268
(317)228-3100

QUALITY CONTROL DATA

Project: Eagle Valley P1R1
Pace Project No.: 50316506

QC Batch: 676224
QC Batch Method: EPA 353.2
Analysis Method: EPA 353.2
Analysis Description: 353.2 Nitrate + Nitrite, Unpres.
Laboratory: Pace Analytical Services - Indianapolis
Associated Lab Samples: 50316506002, 50316506006

METHOD BLANK: 3113922 Matrix: Water
Associated Lab Samples: 50316506002, 50316506006

Parameter	Units	Blank Result	Reporting Limit	Analyzed	Qualifiers
Nitrogen, Nitrate	mg/L	ND	0.10	05/13/22 19:05	
Nitrogen, Nitrite	mg/L	ND	0.10	05/13/22 19:05	

LABORATORY CONTROL SAMPLE: 3113923

Parameter	Units	Spike Conc.	LCS Result	LCS % Rec	% Rec Limits	Qualifiers
Nitrogen, Nitrate	mg/L	1	0.98	98	90-110	
Nitrogen, Nitrite	mg/L	1	0.95	95	90-110	

MATRIX SPIKE & MATRIX SPIKE DUPLICATE: 3113924 3113925

Parameter	Units	50316506002 Result	MS Spike Conc.	MSD Spike Conc.	MS Result	MSD Result	MS % Rec	MSD % Rec	% Rec Limits	RPD	Max RPD	Qual
Nitrogen, Nitrate	mg/L	0.18	1	1	1.2	1.2	102	103	90-110	1	20	
Nitrogen, Nitrite	mg/L	ND	1	1	0.99	0.99	99	99	90-110	0	20	

MATRIX SPIKE SAMPLE: 3113926

Parameter	Units	50316499003 Result	Spike Conc.	MS Result	MS % Rec	% Rec Limits	Qualifiers
Nitrogen, Nitrate	mg/L	3.5	1	4.4	94	90-110	
Nitrogen, Nitrite	mg/L	ND	1	1.0	95	90-110	

Results presented on this page are in the units indicated by the "Units" column except where an alternate unit is presented to the right of the result.

REPORT OF LABORATORY ANALYSIS

This report shall not be reproduced, except in full,
without the written consent of Pace Analytical Services, LLC.

Pace Analytical Services, LLC
7726 Moller Road
Indianapolis, IN 46268
(317)228-3100

QUALITY CONTROL DATA

Project: Eagle Valley P1R1
Pace Project No.: 50316506

QC Batch: 676251
QC Batch Method: EPA 353.2
Analysis Method: EPA 353.2
Analysis Description: 353.2 Nitrate + Nitrite, Unpres.
Laboratory: Pace Analytical Services - Indianapolis
Associated Lab Samples: 50316506001, 50316506005

METHOD BLANK: 3114048 Matrix: Water
Associated Lab Samples: 50316506001, 50316506005

Parameter	Units	Blank Result	Reporting Limit	Analyzed	Qualifiers
Nitrogen, Nitrate	mg/L	ND	0.10	05/14/22 09:04	
Nitrogen, Nitrite	mg/L	ND	0.10	05/14/22 09:04	

LABORATORY CONTROL SAMPLE: 3114049

Parameter	Units	Spike Conc.	LCS Result	LCS % Rec	% Rec Limits	Qualifiers
Nitrogen, Nitrate	mg/L	1	0.97	97	90-110	
Nitrogen, Nitrite	mg/L	1	0.98	98	90-110	

MATRIX SPIKE & MATRIX SPIKE DUPLICATE: 3114050 3114051

Parameter	Units	50316507001 Result	MS Spike Conc.	MSD Spike Conc.	MS Result	MSD Result	MS % Rec	MSD % Rec	% Rec Limits	RPD	Max RPD	Qual
Nitrogen, Nitrate	mg/L	0.84	1	1	1.9	1.9	102	102	90-110	0	20	
Nitrogen, Nitrite	mg/L	ND	1	1	0.97	0.97	97	97	90-110	1	20	

MATRIX SPIKE & MATRIX SPIKE DUPLICATE: 3114052 3114053

Parameter	Units	50316511002 Result	MS Spike Conc.	MSD Spike Conc.	MS Result	MSD Result	MS % Rec	MSD % Rec	% Rec Limits	RPD	Max RPD	Qual
Nitrogen, Nitrate	mg/L	ND	1	1	0.98	0.98	98	98	90-110	0	20	
Nitrogen, Nitrite	mg/L	ND	1	1	0.96	0.96	96	96	90-110	0	20	

Results presented on this page are in the units indicated by the "Units" column except where an alternate unit is presented to the right of the result.

REPORT OF LABORATORY ANALYSIS

This report shall not be reproduced, except in full,
without the written consent of Pace Analytical Services, LLC.

Pace Analytical Services, LLC
7726 Moller Road
Indianapolis, IN 46268
(317)228-3100

QUALITY CONTROL DATA

Project: Eagle Valley P1R1
Pace Project No.: 50316506

QC Batch: 676639
QC Batch Method: EPA 365.1
Analysis Method: EPA 365.1
Analysis Description: 365.1 Total Phosphorus
Laboratory: Pace Analytical Services - Indianapolis
Associated Lab Samples: 50316506001, 50316506002, 50316506005

METHOD BLANK: 3115304 Matrix: Water
Associated Lab Samples: 50316506001, 50316506002, 50316506005

Parameter	Units	Blank Result	Reporting Limit	Analyzed	Qualifiers
Phosphate as P04	mg/L	ND	0.15	05/21/22 09:44	

LABORATORY CONTROL SAMPLE: 3115305

Parameter	Units	Spike Conc.	LCS Result	LCS % Rec	% Rec Limits	Qualifiers
Phosphate as P04	mg/L		1.4			

MATRIX SPIKE & MATRIX SPIKE DUPLICATE: 3115306 3115307

Parameter	Units	50316506002 Result	MS Spike Conc.	MSD Spike Conc.	MS Result	MSD Result	MS % Rec	MSD % Rec	% Rec Limits	RPD	Max RPD	Qual
Phosphate as P04	mg/L	0.38			1.8	1.9				4		

Results presented on this page are in the units indicated by the "Units" column except where an alternate unit is presented to the right of the result.

REPORT OF LABORATORY ANALYSIS

This report shall not be reproduced, except in full,
without the written consent of Pace Analytical Services, LLC.

Pace Analytical Services, LLC
7726 Moller Road
Indianapolis, IN 46268
(317)228-3100

QUALITY CONTROL DATA

Project: Eagle Valley P1R1
Pace Project No.: 50316506

QC Batch: 676640
QC Batch Method: EPA 365.1
Analysis Method: EPA 365.1
Analysis Description: 365.1 Total Phosphorus
Laboratory: Pace Analytical Services - Indianapolis
Associated Lab Samples: 50316506006

METHOD BLANK: 3115309 Matrix: Water
Associated Lab Samples: 50316506006

Parameter	Units	Blank Result	Reporting Limit	Analyzed	Qualifiers
Phosphate as P04	mg/L	ND	0.15	05/21/22 09:53	

LABORATORY CONTROL SAMPLE: 3115310

Parameter	Units	Spike Conc.	LCS Result	LCS % Rec	% Rec Limits	Qualifiers
Phosphate as P04	mg/L		1.4			

MATRIX SPIKE & MATRIX SPIKE DUPLICATE: 3115311 3115312

Parameter	Units	50316507001 Result	MS Spike Conc.	MSD Spike Conc.	MS Result	MSD Result	MS % Rec	MSD % Rec	% Rec Limits	RPD	Max RPD	Qual
Phosphate as P04	mg/L	ND			1.5	1.5				1		

MATRIX SPIKE & MATRIX SPIKE DUPLICATE: 3115313 3115314

Parameter	Units	50316478003 Result	MS Spike Conc.	MSD Spike Conc.	MS Result	MSD Result	MS % Rec	MSD % Rec	% Rec Limits	RPD	Max RPD	Qual
Phosphate as P04	mg/L	0.28			1.7	1.6				10		

MATRIX SPIKE & MATRIX SPIKE DUPLICATE: 3115315 3115316

Parameter	Units	50316511002 Result	MS Spike Conc.	MSD Spike Conc.	MS Result	MSD Result	MS % Rec	MSD % Rec	% Rec Limits	RPD	Max RPD	Qual
Phosphate as P04	mg/L	0.59			1.9	1.9				2		

Results presented on this page are in the units indicated by the "Units" column except where an alternate unit is presented to the right of the result.

REPORT OF LABORATORY ANALYSIS

This report shall not be reproduced, except in full,
without the written consent of Pace Analytical Services, LLC.

Pace Analytical Services, LLC
7726 Moller Road
Indianapolis, IN 46268
(317)228-3100

QUALITY CONTROL DATA

Project: Eagle Valley P1R1
Pace Project No.: 50316506

QC Batch: 678321 | Analysis Method: SM 5310C
QC Batch Method: SM 5310C | Analysis Description: 5310C Total Organic Carbon
Laboratory: Pace Analytical Services - Indianapolis
Associated Lab Samples: 50316506001, 50316506002, 50316506005, 50316506006

METHOD BLANK: 3122816 Matrix: Water
Associated Lab Samples: 50316506001, 50316506002, 50316506005, 50316506006

Parameter	Units	Blank Result	Reporting Limit	Analyzed	Qualifiers
Total Organic Carbon	mg/L	ND	1.0	05/25/22 21:37	

LABORATORY CONTROL SAMPLE: 3122817

Parameter	Units	Spike Conc.	LCS Result	LCS % Rec	% Rec Limits	Qualifiers
Total Organic Carbon	mg/L	10	10.0	100	90-110	

MATRIX SPIKE & MATRIX SPIKE DUPLICATE: 3122818 3122819

Parameter	Units	50316506002 Result	MS Spike Conc.	MSD Spike Conc.	MS Result	MSD Result	MS % Rec	MSD % Rec	% Rec Limits	RPD	Max RPD	Qual
Total Organic Carbon	mg/L	1.4	10	10	11.6	11.5	102	102	80-120	0	20	

MATRIX SPIKE & MATRIX SPIKE DUPLICATE: 3122820 3122821

Parameter	Units	50316507001 Result	MS Spike Conc.	MSD Spike Conc.	MS Result	MSD Result	MS % Rec	MSD % Rec	% Rec Limits	RPD	Max RPD	Qual
Total Organic Carbon	mg/L	1.2	10	10	11.5	11.5	103	102	80-120	0	20	

Results presented on this page are in the units indicated by the "Units" column except where an alternate unit is presented to the right of the result.

REPORT OF LABORATORY ANALYSIS

This report shall not be reproduced, except in full,
without the written consent of Pace Analytical Services, LLC.

Pace Analytical Services, LLC
7726 Moller Road
Indianapolis, IN 46268
(317)228-3100

QUALITY CONTROL DATA

Project: Eagle Valley P1R1
Pace Project No.: 50316506

QC Batch: 677653 | Analysis Method: SM 5310C
QC Batch Method: SM 5310C | Analysis Description: 5310C Dissolved Organic Carbon
Laboratory: Pace Analytical Services - Indianapolis
Associated Lab Samples: 50316506001, 50316506002, 50316506005

METHOD BLANK: 3120515 Matrix: Water
Associated Lab Samples: 50316506001, 50316506002, 50316506005

Parameter	Units	Blank Result	Reporting Limit	Analyzed	Qualifiers
Dissolved Organic Carbon	mg/L	ND	1.0	05/23/22 09:11	

LABORATORY CONTROL SAMPLE: 3120516

Parameter	Units	Spike Conc.	LCS Result	LCS % Rec	% Rec Limits	Qualifiers
Dissolved Organic Carbon	mg/L	10	10.0	100	90-110	

MATRIX SPIKE & MATRIX SPIKE DUPLICATE: 3120517 3120518

Parameter	Units	50316506002 Result	MS Spike Conc.	MSD Spike Conc.	MS Result	MSD Result	MS % Rec	MSD % Rec	% Rec Limits	RPD	Max RPD	Qual
Dissolved Organic Carbon	mg/L	2.2	10	10	12.3	12.5	101	103	80-120	1	20	

MATRIX SPIKE & MATRIX SPIKE DUPLICATE: 3120519 3120520

Parameter	Units	50316507001 Result	MS Spike Conc.	MSD Spike Conc.	MS Result	MSD Result	MS % Rec	MSD % Rec	% Rec Limits	RPD	Max RPD	Qual
Dissolved Organic Carbon	mg/L	1.6	10	10	11.9	12.1	103	104	80-120	1	20	

Results presented on this page are in the units indicated by the "Units" column except where an alternate unit is presented to the right of the result.

REPORT OF LABORATORY ANALYSIS

This report shall not be reproduced, except in full,
without the written consent of Pace Analytical Services, LLC.

Pace Analytical Services, LLC
7726 Moller Road
Indianapolis, IN 46268
(317)228-3100

QUALITY CONTROL DATA

Project: Eagle Valley P1R1
Pace Project No.: 50316506

QC Batch: 677654
QC Batch Method: SM 5310C
Analysis Method: SM 5310C
Analysis Description: 5310C Dissolved Organic Carbon
Laboratory: Pace Analytical Services - Indianapolis
Associated Lab Samples: 50316506006

METHOD BLANK: 3120521 Matrix: Water
Associated Lab Samples: 50316506006

Parameter	Units	Blank Result	Reporting Limit	Analyzed	Qualifiers
Dissolved Organic Carbon	mg/L	ND	1.0	05/23/22 21:35	

LABORATORY CONTROL SAMPLE: 3120522

Parameter	Units	Spike Conc.	LCS Result	LCS % Rec	% Rec Limits	Qualifiers
Dissolved Organic Carbon	mg/L	10	9.8	98	90-110	

MATRIX SPIKE & MATRIX SPIKE DUPLICATE: 3120523 3120524

Parameter	Units	50316478003 Result	MS Spike Conc.	MSD Spike Conc.	MS Result	MSD Result	MS % Rec	MSD % Rec	% Rec Limits	RPD	Max RPD	Qual
Dissolved Organic Carbon	mg/L	2.9	10	10	13.3	13.0	103	100	80-120	2	20	

MATRIX SPIKE & MATRIX SPIKE DUPLICATE: 3120525 3120526

Parameter	Units	50316511002 Result	MS Spike Conc.	MSD Spike Conc.	MS Result	MSD Result	MS % Rec	MSD % Rec	% Rec Limits	RPD	Max RPD	Qual
Dissolved Organic Carbon	mg/L	2.0	10	10	12.1	12.3	100	103	80-120	2	20	

Results presented on this page are in the units indicated by the "Units" column except where an alternate unit is presented to the right of the result.

REPORT OF LABORATORY ANALYSIS

This report shall not be reproduced, except in full,
without the written consent of Pace Analytical Services, LLC.

Pace Analytical Services, LLC
7726 Moller Road
Indianapolis, IN 46268
(317)228-3100

ANALYTICAL RESULTS - RADIOCHEMISTRY

Project: Eagle Valley P1R1
Pace Project No.: 50316506

Sample: MW-7S **Lab ID: 50316506001** Collected: 05/12/22 13:15 Received: 05/13/22 14:45 Matrix: Water
PWS: Site ID: Sample Type:

Parameters	Method	Act ± Unc (MDC) Carr Trac	Units	Analyzed	CAS No.	Qual
	Pace Analytical Services - Greensburg					
Radium-226	EPA 903.1	**0.0449 ± 0.341 (0.674) C:NA T:88%**	pCi/L	06/27/22 11:09	13982-63-3	
	Pace Analytical Services - Greensburg					
Radium-228	EPA 904.0	**0.113 ± 0.285 (0.638) C:77% T:88%**	pCi/L	06/21/22 11:42	15262-20-1	
	Pace Analytical Services - Greensburg					
Total Radium	Total Radium Calculation	**0.158 ± 0.626 (1.31)**	pCi/L	06/27/22 17:40	7440-14-4	

This report shall not be reproduced, except in full,
without the written consent of Pace Analytical Services, LLC.

Pace Analytical Services, LLC
7726 Moller Road
Indianapolis, IN 46268
(317)228-3100

ANALYTICAL RESULTS - RADIOCHEMISTRY

Project: Eagle Valley P1R1
Pace Project No.: 50316506

Sample: MW-8S **Lab ID: 50316506002** Collected: 05/12/22 10:40 Received: 05/13/22 14:45 Matrix: Water
PWS: Site ID: Sample Type:

Parameters	Method	Act ± Unc (MDC) Carr Trac	Units	Analyzed	CAS No.	Qual
	Pace Analytical Services - Greensburg					
Radium-226	EPA 903.1	**0.319 ± 0.348 (0.547) C:NA T:92%**	pCi/L	06/27/22 11:31	13982-63-3	
	Pace Analytical Services - Greensburg					
Radium-228	EPA 904.0	**0.560 ± 0.368 (0.698) C:75% T:92%**	pCi/L	06/21/22 11:43	15262-20-1	
	Pace Analytical Services - Greensburg					
Total Radium	Total Radium Calculation	**0.879 ± 0.716 (1.25)**	pCi/L	06/27/22 17:40	7440-14-4	

This report shall not be reproduced, except in full,
without the written consent of Pace Analytical Services, LLC.

Pace Analytical Services, LLC
7726 Moller Road
Indianapolis, IN 46268
(317)228-3100

ANALYTICAL RESULTS - RADIOCHEMISTRY

Project: Eagle Valley P1R1
Pace Project No.: 50316506

Sample: MW-8S MS **Lab ID: 50316506003** Collected: 05/12/22 10:40 Received: 05/13/22 14:45 Matrix: Water
PWS: Site ID: Sample Type:

Parameters	Method	Act ± Unc (MDC) Carr Trac	Units	Analyzed	CAS No.	Qual
	Pace Analytical Services - Greensburg					
Radium-226	EPA 903.1	**78.69 %REC ± NA (NA) C:NA T:NA%**	pCi/L	06/27/22 11:31	13982-63-3	
	Pace Analytical Services - Greensburg					
Radium-228	EPA 904.0	**86.13 %REC ± NA (NA) C:NA T:NA**	pCi/L	06/21/22 11:43	15262-20-1	

REPORT OF LABORATORY ANALYSIS

This report shall not be reproduced, except in full,
without the written consent of Pace Analytical Services, LLC.

Pace Analytical Services, LLC
7726 Moller Road
Indianapolis, IN 46268
(317)228-3100

ANALYTICAL RESULTS - RADIOCHEMISTRY

Project: Eagle Valley P1R1
Pace Project No.: 50316506

Sample: MW-8S MSD **Lab ID: 50316506004** Collected: 05/12/22 10:40 Received: 05/13/22 14:45 Matrix: Water
PWS: Site ID: Sample Type:

Parameters	Method	Act ± Unc (MDC) Carr Trac	Units	Analyzed	CAS No.	Qual
	Pace Analytical Services - Greensburg					
Radium-226	EPA 903.1	**78.60 %REC 0.12 RPD ± NA (NA) C:NA T:NA%**	pCi/L	06/27/22 11:31	13982-63-3	
	Pace Analytical Services - Greensburg					
Radium-228	EPA 904.0	**105.51 %REC 20.23 RPD ± NA (NA) C:NA T:NA**	pCi/L	06/21/22 11:43	15262-20-1	

REPORT OF LABORATORY ANALYSIS

This report shall not be reproduced, except in full,
without the written consent of Pace Analytical Services, LLC.

Pace Analytical Services, LLC
7726 Moller Road
Indianapolis, IN 46268
(317)228-3100

ANALYTICAL RESULTS - RADIOCHEMISTRY

Project: Eagle Valley P1R1
Pace Project No.: 50316506

Sample: MW-9S **Lab ID: 50316506005** Collected: 05/12/22 15:10 Received: 05/13/22 14:45 Matrix: Water
PWS: Site ID: Sample Type:

Parameters	Method	Act ± Unc (MDC) Carr Trac	Units	Analyzed	CAS No.	Qual
	Pace Analytical Services - Greensburg					
Radium-226	EPA 903.1	**0.314 ± 0.385 (0.628) C:NA T:89%**	pCi/L	06/27/22 11:31	13982-63-3	
	Pace Analytical Services - Greensburg					
Radium-228	EPA 904.0	**0.859 ± 0.392 (0.630) C:73% T:89%**	pCi/L	06/21/22 11:43	15262-20-1	
	Pace Analytical Services - Greensburg					
Total Radium	Total Radium Calculation	**1.17 ± 0.777 (1.26)**	pCi/L	06/27/22 17:40	7440-14-4	

This report shall not be reproduced, except in full,
without the written consent of Pace Analytical Services, LLC.

Pace Analytical Services, LLC
7726 Moller Road
Indianapolis, IN 46268
(317)228-3100

ANALYTICAL RESULTS - RADIOCHEMISTRY

Project: Eagle Valley P1R1
Pace Project No.: 50316506

Sample: DUP-5 **Lab ID: 50316506006** Collected: 05/12/22 08:00 Received: 05/13/22 14:45 Matrix: Water
PWS: Site ID: Sample Type:

Parameters	Method	Act ± Unc (MDC) Carr Trac	Units	Analyzed	CAS No.	Qual
	Pace Analytical Services - Greensburg					
Radium-226	EPA 903.1	**0.142 ± 0.308 (0.569) C:NA T:86%**	pCi/L	06/27/22 11:31	13982-63-3	
	Pace Analytical Services - Greensburg					
Radium-228	EPA 904.0	**0.663 ± 0.381 (0.686) C:74% T:86%**	pCi/L	06/21/22 11:43	15262-20-1	
	Pace Analytical Services - Greensburg					
Total Radium	Total Radium Calculation	**0.805 ± 0.689 (1.26)**	pCi/L	06/27/22 17:40	7440-14-4	

This report shall not be reproduced, except in full,
without the written consent of Pace Analytical Services, LLC.

Pace Analytical Services, LLC
7726 Moller Road
Indianapolis, IN 46268
(317)228-3100

QUALITY CONTROL - RADIOCHEMISTRY

Project: Eagle Valley P1R1
Pace Project No.: 50316506

QC Batch: 510549
QC Batch Method: EPA 903.1
Analysis Method: EPA 903.1
Analysis Description: 903.1 Radium-226
Laboratory: Pace Analytical Services - Greensburg
Associated Lab Samples: 50316506001, 50316506002, 50316506003, 50316506004, 50316506005, 50316506006

METHOD BLANK: 2474573 Matrix: Water
Associated Lab Samples: 50316506001, 50316506002, 50316506003, 50316506004, 50316506005, 50316506006

Parameter	Act ± Unc (MDC) Carr Trac	Units	Analyzed	Qualifiers
Radium-226	-0.0450 ± 0.265 (0.590) C:NA T:95%	pCi/L	06/27/22 11:09	

Results presented on this page are in the units indicated by the "Units" column except where an alternate unit is presented to the right of the result.

REPORT OF LABORATORY ANALYSIS

This report shall not be reproduced, except in full,
without the written consent of Pace Analytical Services, LLC.

Pace Analytical Services, LLC
7726 Moller Road
Indianapolis, IN 46268
(317)228-3100

QUALITY CONTROL - RADIOCHEMISTRY

Project: Eagle Valley P1R1
Pace Project No.: 50316506

QC Batch: 510550
QC Batch Method: EPA 904.0
Analysis Method: EPA 904.0
Analysis Description: 904.0 Radium 228
Laboratory: Pace Analytical Services - Greensburg
Associated Lab Samples: 50316506001, 50316506002, 50316506003, 50316506004, 50316506005, 50316506006

METHOD BLANK: 2474574 Matrix: Water
Associated Lab Samples: 50316506001, 50316506002, 50316506003, 50316506004, 50316506005, 50316506006

Parameter	Act ± Unc (MDC) Carr Trac	Units	Analyzed	Qualifiers
Radium-228	-0.144 ± 0.223 (0.568) C:75% T:95%	pCi/L	06/21/22 11:42	

Results presented on this page are in the units indicated by the "Units" column except where an alternate unit is presented to the right of the result.

REPORT OF LABORATORY ANALYSIS

This report shall not be reproduced, except in full,
without the written consent of Pace Analytical Services, LLC.

Pace Analytical Services, LLC
7726 Moller Road
Indianapolis, IN 46268
(317)228-3100

QUALIFIERS

Project: Eagle Valley P1R1
Pace Project No.: 50316506

DEFINITIONS

DF - Dilution Factor, if reported, represents the factor applied to the reported data due to dilution of the sample aliquot.

ND - Not Detected at or above adjusted reporting limit.

TNTC - Too Numerous To Count

J - Estimated concentration above the adjusted method detection limit and below the adjusted reporting limit.

MDL - Adjusted Method Detection Limit.

PQL - Practical Quantitation Limit.

RL - Reporting Limit - The lowest concentration value that meets project requirements for quantitative data with known precision and bias for a specific analyte in a specific matrix.

S - Surrogate

1,2-Diphenylhydrazine decomposes to and cannot be separated from Azobenzene using Method 8270. The result for each analyte is a combined concentration.

Consistent with EPA guidelines, unrounded data are displayed and have been used to calculate % recovery and RPD values.

LCS(D) - Laboratory Control Sample (Duplicate)

MS(D) - Matrix Spike (Duplicate)

DUP - Sample Duplicate

RPD - Relative Percent Difference

NC - Not Calculable.

SG - Silica Gel - Clean-Up

U - Indicates the compound was analyzed for, but not detected.

N-Nitrosodiphenylamine decomposes and cannot be separated from Diphenylamine using Method 8270. The result reported for each analyte is a combined concentration.

Reported results are not rounded until the final step prior to reporting. Therefore, calculated parameters that are typically reported as "Total" may vary slightly from the sum of the reported component parameters.

Act - Activity

Unc - Uncertainty: SDWA = 1.96 sigma count uncertainty, all other matrices = Expanded Uncertainty (95% confidence interval). Gamma Spec = Expanded Uncertainty (95.4% Confidence Interval)

(MDC) - Minimum Detectable Concentration

Trac - Tracer Recovery (%)

Carr - Carrier Recovery (%)

Pace Analytical is TNI accredited. Contact your Pace PM for the current list of accredited analytes.

TNI - The NELAC Institute.

ANALYTE QUALIFIERS

H3	Sample was received or analysis requested beyond the recognized method holding time.
M0	Matrix spike recovery and/or matrix spike duplicate recovery was outside laboratory control limits.
N2	The lab does not hold NELAC/TNI accreditation for this parameter but other accreditations/certifications may apply. A complete list of accreditations/certifications is available upon request.
P6	Matrix spike recovery was outside laboratory control limits due to a parent sample concentration notably higher than the spike level.

This report shall not be reproduced, except in full,
without the written consent of Pace Analytical Services, LLC.

Pace Analytical Services, LLC
7726 Moller Road
Indianapolis, IN 46268
(317)228-3100

QUALITY CONTROL DATA CROSS REFERENCE TABLE

Project: Eagle Valley P1R1
Pace Project No.: 50316506

Lab ID	Sample ID	QC Batch Method	QC Batch	Analytical Method	Analytical Batch
50316506001	**MW-7S**	EPA 9056	678026		
50316506002	**MW-8S**	EPA 9056	678026		
50316506005	**MW-9S**	EPA 9056	678026		
50316506006	**DUP-5**	EPA 9056	678028		
50316506001	**MW-7S**	EPA 3010	677583	EPA 6010	678550
50316506002	**MW-8S**	EPA 3010	677583	EPA 6010	678550
50316506005	**MW-9S**	EPA 3010	677583	EPA 6010	678550
50316506006	**DUP-5**	EPA 3010	677583	EPA 6010	678550
50316506001	**MW-7S**	EPA 3010	677435	EPA 6010	677903
50316506002	**MW-8S**	EPA 3010	677435	EPA 6010	677903
50316506005	**MW-9S**	EPA 3010	677435	EPA 6010	677903
50316506006	**DUP-5**	EPA 3010	677435	EPA 6010	677903
50316506001	**MW-7S**	EPA 200.2	676951	EPA 6020	677119
50316506002	**MW-8S**	EPA 200.2	676951	EPA 6020	677119
50316506005	**MW-9S**	EPA 200.2	676951	EPA 6020	677119
50316506006	**DUP-5**	EPA 200.2	676951	EPA 6020	677119
50316506001	**MW-7S**	EPA 7470	677141	EPA 7470	677300
50316506002	**MW-8S**	EPA 7470	677141	EPA 7470	677300
50316506005	**MW-9S**	EPA 7470	677141	EPA 7470	677300
50316506006	**DUP-5**	EPA 7470	677141	EPA 7470	677300
50316506001	**MW-7S**	EPA 903.1	510549		
50316506002	**MW-8S**	EPA 903.1	510549		
50316506003	**MW-8S MS**	EPA 903.1	510549		
50316506004	**MW-8S MSD**	EPA 903.1	510549		
50316506005	**MW-9S**	EPA 903.1	510549		
50316506006	**DUP-5**	EPA 903.1	510549		
50316506001	**MW-7S**	EPA 904.0	510550		
50316506002	**MW-8S**	EPA 904.0	510550		
50316506003	**MW-8S MS**	EPA 904.0	510550		
50316506004	**MW-8S MSD**	EPA 904.0	510550		
50316506005	**MW-9S**	EPA 904.0	510550		
50316506006	**DUP-5**	EPA 904.0	510550		
50316506001	**MW-7S**	Total Radium Calculation	514741		
50316506002	**MW-8S**	Total Radium Calculation	514741		
50316506005	**MW-9S**	Total Radium Calculation	514741		
50316506006	**DUP-5**	Total Radium Calculation	514741		
50316506001	**MW-7S**	SM 2320B	677381		
50316506002	**MW-8S**	SM 2320B	677381		
50316506005	**MW-9S**	SM 2320B	677381		
50316506006	**DUP-5**	SM 2320B	677381		
50316506001	**MW-7S**	SM 2540C	677049		
50316506002	**MW-8S**	SM 2540C	677049		
50316506005	**MW-9S**	SM 2540C	677049		
50316506006	**DUP-5**	SM 2540C	677049		

REPORT OF LABORATORY ANALYSIS

This report shall not be reproduced, except in full,
without the written consent of Pace Analytical Services, LLC.

Pace Analytical Services, LLC
7726 Moller Road
Indianapolis, IN 46268
(317)228-3100

QUALITY CONTROL DATA CROSS REFERENCE TABLE

Project: Eagle Valley P1R1
Pace Project No.: 50316506

Lab ID	Sample ID	QC Batch Method	QC Batch	Analytical Method	Analytical Batch
50316506001	**MW-7S**	SM 4500-H+B	677484		
50316506002	**MW-8S**	SM 4500-H+B	677484		
50316506005	**MW-9S**	SM 4500-H+B	677484		
50316506006	**DUP-5**	SM 4500-H+B	677484		
50316506001	**MW-7S**	SM 4500-S2-D	676795		
50316506002	**MW-8S**	SM 4500-S2-D	676795		
50316506005	**MW-9S**	SM 4500-S2-D	676795		
50316506006	**DUP-5**	SM 4500-S2-D	676795		
50316506001	**MW-7S**	HACH 8146	678396		
50316506002	**MW-8S**	HACH 8146	678396		
50316506005	**MW-9S**	HACH 8146	678396		
50316506006	**DUP-5**	HACH 8146	678396		
50316506001	**MW-7S**	EPA 353.2	676251		
50316506002	**MW-8S**	EPA 353.2	676224		
50316506005	**MW-9S**	EPA 353.2	676251		
50316506006	**DUP-5**	EPA 353.2	676224		
50316506001	**MW-7S**	EPA 365.1	676639	EPA 365.1	677705
50316506002	**MW-8S**	EPA 365.1	676639	EPA 365.1	677705
50316506005	**MW-9S**	EPA 365.1	676639	EPA 365.1	677705
50316506006	**DUP-5**	EPA 365.1	676640	EPA 365.1	677706
50316506001	**MW-7S**	SM 5310C	678321		
50316506002	**MW-8S**	SM 5310C	678321		
50316506005	**MW-9S**	SM 5310C	678321		
50316506006	**DUP-5**	SM 5310C	678321		
50316506001	**MW-7S**	SM 5310C	677653		
50316506002	**MW-8S**	SM 5310C	677653		
50316506005	**MW-9S**	SM 5310C	677653		
50316506006	**DUP-5**	SM 5310C	677654		

This report shall not be reproduced, except in full,
without the written consent of Pace Analytical Services, LLC.

Pace Analytical
WWW.PACELABS.COM

CHAIN-OF-CUSTODY / Analytical Request Document

The Chain-of-Custody is a LEGAL DOCUMENT. All relevant fields mu

WO# : 50316506

50316506

Section A Required Client Information:		Section B Required Project Information:		Section C Invoice Information:	
Company:	Atlas Indianapolis	Report To:	Mark Breting	Attention:	Accounts Payable
Address:	7988 Centerpoint Drive	Copy To:		Company Name:	Atlas Indianapolis
	Indianapolis, IN 46256			Address:	
Email:	mark.breting@oneatlas.com	Purchase Order #:		Pace Quote:	
Phone:	NONE Fax:	Project Name:	Eagle Valley Profile 1 Report 1	Pace Project Manager:	hayden.putt@pacelabs.com
Requested Due Date:		Project #:		Pace Profile #:	10498/17

State / Location: IN

SAMPLE ID
One Character per box.
(A-Z, 0-9 / , -)
Sample Ids must be unique

MATRIX	CODE
Drinking Water	DW
Water	WT
Waste Water	WW
Product	P
Soil/Solid	SL
Oil	OL
Wipe	WP
Air	AR
Other	OT
Tissue	TS

Requested Analysis Filtered (Y/N)

ITEM #	SAMPLE ID	MATRIX CODE (see valid codes to left)	SAMPLE TYPE (G=GRAB C=COMP)	COLLECTED START DATE	COLLECTED START TIME	COLLECTED END DATE	COLLECTED END TIME	SAMPLE TEMP AT COLLECTION	# OF CONTAINERS	Preservatives: Unpreserved	H2SO4	HNO3	HCl	NaOH + ZnAcetate	Na2S2O3	Methanol	Other	Analyses Test Y/N	TDS / NO2,NO3-Wet	(Cl, F, SO4) IC	Metals, Total*	Metals Diss. Field Filtered**	Rad-228	Rad-226	Alkalinity, Ferrous Iron, pH	TOC by 5310C	DOC by 5310C	Sulfide	Phosphate		Residual Chlorine (Y/N)	
																							Y				Y				
13	~~MW-6I~~	WT							11	3	3	4		1					X	X	X	X	X	X	X	X	X	X			
14	~~MW-6D~~	WT							11	3	3	4		1					X	X	X	X	X	X	X	X	X	X			
15	MW-7S	WT	G	5-12-22	1315				11	3	3	4		1					X	X	X	X	X	X	X	X	X	X			001
16	MW-8S	WT	↓	↓	1040				11	3	3	4		1					X	X	X	X	X	X	X	X	X	X			002/003/004
17	MW-9S	WT	↓	↓	1510				11	3	3	4		1					X	X	X	X	X	X	X	X	X	X			005
18	~~MW-9I~~	WT							11	3	3	4		1					X	X	X	X	X	X	X	X	X	X			
19	~~MW-9D~~	WT							11	3	3	4		1					X	X	X	X	X	X	X	X	X	X			
20	~~MW-10S~~	WT							11	3	3	4		1					X	X	X	X	X	X	X	X	X	X			
21	~~MW-11S~~	WT							11	3	3	4		1					X	X	X	X	X	X	X	X	X	X			
22	~~MW-11I~~	WT							11	3	3	4		1					X	X	X	X	X	X	X	X	X	X			
23	~~MW-11D~~	WT							11	3	3	4		1					X	X	X	X	X	X	X	X	X	X			
24	MW-12S DUP-5	WT		5/12	0000				11	3	3	4		1					X	X	X	X	X	X	X	X	X	X			006

ADDITIONAL COMMENTS	RELINQUISHED BY / AFFILIATION	DATE	TIME	ACCEPTED BY / AFFILIATION	DATE	TIME
* Metals: 6010 (Al, Ba, B, Cd, Cr, Fe, Pb, Mn, Mo, Ca, Mg, Na, K, Li, SiO2)	Atlas	5-13-22	0900		5/13/22	1735
6020 (Be, Co, As, Se, Sb, Tl), 7470 (Hg).		5/13/22	0945		5-13-22	14:45
** Dissolved FF 6010 (Mo, Mn)						
Alkalinity = (Total , Bicarb & Carb)						

SAMPLE CONDITIONS			
TEMP in C	Received on Ice (Y/N)	Custody Sealed Cooler (Y/N)	Samples Intact (Y/N)
0.0	Y	Y	Y
0.7			
1.8			

SAMPLER NAME AND SIGNATURE

PRINT Name of SAMPLER: Erika Valerio

SIGNATURE of SAMPLER: [signature]

DATE Signed: 5-12-22

F-IN-Q-290-rev.22, 22Apr2022

SAMPLE CONDITION UPON RECEIPT FORM

Date/Time and Initials of person examining contents: RC 5/13/22 16:57

1. **Courier:** ☐ FED EX ☐ UPS ☐ CLIENT ☑ PACE ☐ USPS ☐ OTHER _____

2. **Custody Seal on Cooler/Box Present:** ☐ Yes ☑ No

(If yes)Seals Intact: ☐ Yes ☐ No **(leave blank if no seals were present)**

3. **Thermometer:** 1 2 3 4 5 6 A B C (D) E F

4. **Cooler Temperature(s):** 0.2/0.0 | 0.9/0.7 | 2.0/1.8 | (Initial/Corrected) RECORD TEMPS OF ALL COOLERS RECEIVED (use Comments below to add more)

5. **Packing Material:** ☐ Bubble Wrap ☑ Bubble Bags ☐ None ☐ Other _____

6. **Ice Type:** ☑ Wet ☐ Blue ☐ None

7. **If temp. is over 6°C or under 0°C, was the PM notified?:** ☐ Yes ☐ No
Cooler temp should be above freezing to 6°C

All discrepancies will be written out in the comments section below.

	Yes	No		Yes	No	N/A
USDA Regulated Soils? (HI, ID, NY, WA, OR,CA, NM, TX, OK, AR, LA, TN, AL, MS, NC, SC, GA, FL, or Puerto Rico)		✓	All containers needing acid/base preservation have been pH CHECKED?: **Exceptions: VOA, coliform, LLHg, O&G, RAD CHEM, and any container with a septum cap or preserved with HCl.** Circle: **HNO3 (<2) H2SO4 (<2) NaOH (>10) NaOH/ZnAc (>9)** Any non-conformance to pH recommendations will be noted on the container count form	✓		
Short Hold Time Analysis (48 hours or less)? **Analysis:** NO_3, NO_2	✓					
Time 5035A TC placed in Freezer or Short Holds To Lab	Time: 17:50			Present	Absent	N/A ✓
Rush TAT Requested (4 days or less):		✓	Residual Chlorine Check (SVOC 625 Pest/PCB 608)			✓
Custody Signatures Present?	✓		Residual Chlorine Check (Total/Amenable/Free Cyanide)			✓
			Headspace Wisconsin Sulfide?			✓
Containers Intact?:	✓		Headspace in VOA Vials (>6mm): See Containter Count form for details	Present	Absent	No VOA Vials Sent ✓
Sample Label (IDs/Dates/Times) Match COC?: Except TCs, which only require sample ID	✓		Trip Blank Present?		✓	
Extra labels on Terracore Vials? (soils only)			Trip Blank Custody Seals?:			✓

COMMENTS: MS/MSD not marked on COC DRP 5/13/22

COC PAGE 1 **of** 2

Sample Container Count

SBS
DI
MeOH (only)
BK
Kit

** Place a RED dot on containers that are out of conformance **

COC Line Item	WGFU	R	DG9H VG9H	VOA VIAL HS (>6mm)	VG9U	DG9U	VG9T	AG0U	AG1H	AG1U	AG2U	AG3S	AG3SF	AG3C	BP1U	BP1N	BP2U	BP3U	BP3N	BP3F	BP3S	BP3B	BP3Z	CG3H	Syringe Kit			Matrix	HNO3/ H2SO4 pH <2	NaOH/ ZNAc pH >9	NaOH pH>10
1																															
2																															
3												1	1			2	1	2	1	1	1		1					WT	✓	✓	
4												3	3			6	3	6	3	3	3		3								
5												1	1			2	1	2	1	1	1		1								
6																															
7																															
8																															
9																															
10																															
11																															
12																															

Container Codes

Glass

DG9H	40mL HCl amber voa vial	BG1T	1L Na Thiosulfate clear glass	BP1B	1L NaOH plastic
DG9P	40mL TSP amber vial	BG1U	1L unpreserved glass	BP1N	1L HNO3 plastic
DG9S	40mL H2SO4 amber vial	BG3H	250mL HCl Clear Glass	BP1S	1L H2SO4 plastic
DG9T	40mL Na Thio amber vial	BG3U	250mL Unpres Clear Glass	BP1U	1L unpreserved plastic
DG9U	40mL unpreserved amber vial	AG0U	100mL unpres amber glass	BP1Z	1L NaOH, Zn, Ac
VG9H	40mL HCl clear vial	AG1H	1L HCl amber glass	BP2N	500mL HNO3 plastic
VG9T	40mL Na Thio. clear vial	AG1S	1L H2SO4 amber glass	BP2C	500mL NaOH plastic
VG9U	40mL unpreserved clear vial	AG1T	1L Na Thiosulfate amber glass	BP2S	500mL H2SO4 plastic
I	40mL w/hexane wipe vial	AG1U	1liter unpres amber glass	BP2U	500mL unpreserved plastic
WGKU	8oz unpreserved clear jar	AG2N	500mL HNO3 amber glass	BP2Z	500mL NaOH, Zn Ac
WGFU	4oz clear soil jar	AG2S	500mL H2SO4 amber glass	BP3B	250mL NaOH plastic
JGFU	4oz unpreserved amber wide	AG2U	500mL unpres amber glass	BP3N	250mL HNO3 plastic
CG3H	250mL clear glass HCl	AG3S	250mL H2SO4 amber glass	BP3F	250mL HNO3 plastic-field filtered
BG1H	1L HCl clear glass	AG3SF	250mL H2SO4 amb glass -field filtered	BP3U	250mL unpreserved plastic
BG1S	1L H2SO4 clear glass	AG3U	250mL unpres amber glass	BP3S	250mL H2SO4 plastic
GN	General	AG3C	250mL NaOH amber glass	BP3Z	250mL NaOH, ZnAc plastic

Plastic / Misc.

BP4U	125mL unpreserved plastic
BP4N	125mL HNO3 plastic
BP4S	125mL H2SO4 plastic

Syringe Kit	LL Cr+6 sampling kit

AF	Air Filter
C	Air Cassettes
R	Terracore kit
SP5T	120mL Coliform Na Thiosulfate
U	Summa Can
ZPLC	Ziploc Bag

WT		Water	
SL		Solid	
NAL	OL	Non-aqueous liquid	Oil
WP		Wipe	

COC PAGE 2 **of** 2

Sample Container Count

** Place a RED dot on containers that are out of conformance **

COC Line Item	WGFU	SBS / DI / MeOH (only) / BK / Kit: R	DG9H VG9H	VOA VIAL HS (>6mm)	VG9U	DG9U	VG9T	AG0U	AG1H	AG1U	AG2U	AG3S	AG3SF	AG3C	BP1U	BP1N	BP2U	BP3U	BP3N	BP3F	BP3S	BP3B	BP3Z	CG3H	Syringe Kit			Matrix	HNO3/ H2SO4 pH <2	NaOH/ ZNAc pH >9	NaOH pH>10
1																															
2																															
3																															
4												1	1			2	1	2	1	1	1		1					WT	✓	✓	
5																															
6																															
7																															
8																															
9																															
10																															
11																															
12																															

Container Codes

Glass

DG9H	40mL HCl amber voa vial	BG1T	1L Na Thiosulfate clear glass	BP1B	1L NaOH plastic
DG9P	40mL TSP amber vial	BG1U	1L unpreserved glass	BP1N	1L HNO3 plastic
DG9S	40mL H2SO4 amber vial	BG3H	250mL HCl Clear Glass	BP1S	1L H2SO4 plastic
DG9T	40mL Na Thio amber vial	BG3U	250mL Unpres Clear Glass	BP1U	1L unpreserved plastic
DG9U	40mL unpreserved amber vial	AG0U	100mL unpres amber glass	BP1Z	1L NaOH, Zn, Ac
VG9H	40mL HCl clear vial	AG1H	1L HCl amber glass	BP2N	500mL HNO3 plastic
VG9T	40mL Na Thio. clear vial	AG1S	1L H2SO4 amber glass	BP2C	500mL NaOH plastic
VG9U	40mL unpreserved clear vial	AG1T	1L Na Thiosulfate amber glass	BP2S	500mL H2SO4 plastic
I	40mL w/hexane wipe vial	AG1U	1liter unpres amber glass	BP2U	500mL unpreserved plastic
WGKU	8oz unpreserved clear jar	AG2N	500mL HNO3 amber glass	BP2Z	500mL NaOH, Zn Ac
WGFU	4oz clear soil jar	AG2S	500mL H2SO4 amber glass	BP3B	250mL NaOH plastic
JGFU	4oz unpreserved amber wide	AG2U	500mL unpres amber glass	BP3N	250mL HNO3 plastic
CG3H	250mL clear glass HCl	AG3S	250mL H2SO4 amber glass	BP3F	250mL HNO3 plastic-field filtered
BG1H	1L HCl clear glass	AG3SF	250mL H2SO4 amb glass -field filtered	BP3U	250mL unpreserved plastic
BG1S	1L H2SO4 clear glass	AG3U	250mL unpres amber glass	BP3S	250mL H2SO4 plastic
GN	General	AG3C	250mL NaOH amber glass	BP3Z	250mL NaOH, ZnAc plastic

Plastic / Misc.

BP4U	125mL unpreserved plastic
BP4N	125mL HNO3 plastic
BP4S	125mL H2SO4 plastic

Syringe Kit	LL Cr+6 sampling kit

AF	Air Filter
C	Air Cassettes
R	Terracore kit
SP5T	120mL Coliform Na Thiosulfate
U	Summa Can
ZPLC	Ziploc Bag

WT		Water	
SL		Solid	
NAL	OL	Non-aqueous liquid	Oil
WP		Wipe	

Pace Analytical Services, LLC
7726 Moller Road
Indianapolis, IN 46268
(317)228-3100

July 27, 2022

Mr. Mark Breting
ATC Group Services
7988 Centerpoint Drive
Suite 100
Indianapolis, IN 46256

RE: Project: Eagle Valley P1R5
Pace Project No.: 50316601

Dear Mr. Breting:

Enclosed are the analytical results for sample(s) received by the laboratory on May 16, 2022. The results relate only to the samples included in this report. Results reported herein conform to the applicable TNI/NELAC Standards and the laboratory's Quality Manual, where applicable, unless otherwise noted in the body of the report.

The test results provided in this final report were generated by each of the following laboratories within the Pace Network:

- Pace Analytical Services - Indianapolis
- Pace Analytical Services - Greensburg

If you have any questions concerning this report, please feel free to contact me.

Sincerely,

Randal Rastorfer for
Hayden Putt
hayden.putt@pacelabs.com
(317)228-3145
Project Manager

Enclosures

cc: Mr. Robert Miller, Haley & Aldrich

Pace Analytical Services, LLC
7726 Moller Road
Indianapolis, IN 46268
(317)228-3100

CERTIFICATIONS

Project: Eagle Valley P1R5
Pace Project No.: 50316601

Pace Analytical Services Pennsylvania

1638 Roseytown Rd Suites 2,3&4, Greensburg, PA 15601
ANAB DOD-ELAP Rad Accreditation #: L2417
Alabama Certification #: 41590
Arizona Certification #: AZ0734
Arkansas Certification
California Certification #: 04222CA
Colorado Certification #: PA01547
Connecticut Certification #: PH-0694
Delaware Certification
EPA Region 4 DW Rad
Florida/TNI Certification #: E87683
Georgia Certification #: C040
Florida: Cert E871149 SEKS WET
Guam Certification
Hawaii Certification
Idaho Certification
Illinois Certification
Indiana Certification
Iowa Certification #: 391
Kansas/TNI Certification #: E-10358
Kentucky Certification #: KY90133
KY WW Permit #: KY0098221
KY WW Permit #: KY0000221
Louisiana DHH/TNI Certification #: LA180012
Louisiana DEQ/TNI Certification #: 4086
Maine Certification #: 2017020
Maryland Certification #: 308
Massachusetts Certification #: M-PA1457
Michigan/PADEP Certification #: 9991
Missouri Certification #: 235
Montana Certification #: Cert0082
Nebraska Certification #: NE-OS-29-14
Nevada Certification #: PA014572018-1
New Hampshire/TNI Certification #: 297617
New Jersey/TNI Certification #: PA051
New Mexico Certification #: PA01457
New York/TNI Certification #: 10888
North Carolina Certification #: 42706
North Dakota Certification #: R-190
Ohio EPA Rad Approval: #41249
Oregon/TNI Certification #: PA200002-010
Pennsylvania/TNI Certification #: 65-00282
Puerto Rico Certification #: PA01457
Rhode Island Certification #: 65-00282
South Dakota Certification
Tennessee Certification #: 02867
Texas/TNI Certification #: T104704188-17-3
Utah/TNI Certification #: PA014572017-9
USDA Soil Permit #: P330-17-00091
Vermont Dept. of Health: ID# VT-0282
Virgin Island/PADEP Certification
Virginia/VELAP Certification #: 460198
Washington Certification #: C868
West Virginia DEP Certification #: 143
West Virginia DHHR Certification #: 9964C
Wisconsin Approve List for Rad
Wyoming Certification #: 8TMS-L

Pace Analytical Services Indianapolis

7726 Moller Road, Indianapolis, IN 46268
Illinois Accreditation #: 200074
Indiana Drinking Water Laboratory #: C-49-06
Kansas/TNI Certification #: E-10177
Kentucky UST Agency Interest #: 80226
Kentucky WW Laboratory ID #: 98019
Michigan Drinking Water Laboratory #9050
Ohio VAP Certified Laboratory #: CL0065
Oklahoma Laboratory #: 9204
Texas Certification #: T104704355
Wisconsin Laboratory #: 999788130
USDA Soil Permit #: P330-19-00257

This report shall not be reproduced, except in full,
without the written consent of Pace Analytical Services, LLC.

Pace Analytical Services, LLC
7726 Moller Road
Indianapolis, IN 46268
(317)228-3100

SAMPLE SUMMARY

Project: Eagle Valley P1R5
Pace Project No.: 50316601

Lab ID	Sample ID	Matrix	Date Collected	Date Received
50316601001	**MW-20S**	Water	05/16/22 12:55	05/16/22 17:15
50316601002	**MW-20I**	Water	05/16/22 15:20	05/16/22 17:15

This report shall not be reproduced, except in full,
without the written consent of Pace Analytical Services, LLC.

Pace Analytical Services, LLC
7726 Moller Road
Indianapolis, IN 46268
(317)228-3100

SAMPLE ANALYTE COUNT

Project: Eagle Valley P1R5
Pace Project No.: 50316601

Lab ID	Sample ID	Method	Analysts	Analytes Reported	Laboratory
50316601001	**MW-20S**	EPA 9056	RMR	3	PASI-I
		EPA 6010	MTM	12	PASI-I
		EPA 6010	JPK	2	PASI-I
		EPA 6020	DMT	4	PASI-I
		EPA 903.1	SLC	1	PASI-PA
		EPA 904.0	VAL	1	PASI-PA
		Total Radium Calculation	JAL	1	PASI-PA
		SM 2320B	TAY	3	PASI-I
		SM 2540C	BSW	1	PASI-I
		SM 4500-H+B	TRK	1	PASI-I
		SM 4500-S2-D	SWJ	1	PASI-I
		HACH 8146	ZM	1	PASI-I
		EPA 353.2	MMS	2	PASI-I
		EPA 365.1	ZM	1	PASI-I
		SM 5310C	ZM	1	PASI-I
		SM 5310C	ZM	1	PASI-I
50316601002	**MW-20I**	EPA 9056	RMR	3	PASI-I
		EPA 6010	MTM	12	PASI-I
		EPA 6010	JPK	2	PASI-I
		EPA 6020	DMT	4	PASI-I
		EPA 903.1	SLC	1	PASI-PA
		EPA 904.0	VAL	1	PASI-PA
		Total Radium Calculation	JAL	1	PASI-PA
		SM 2320B	TAY	3	PASI-I
		SM 2540C	BSW	1	PASI-I
		SM 4500-H+B	TRK	1	PASI-I
		SM 4500-S2-D	SWJ	1	PASI-I
		HACH 8146	ZM	1	PASI-I
		EPA 353.2	MMS	2	PASI-I
		EPA 365.1	ZM	1	PASI-I
		SM 5310C	ZM	1	PASI-I
		SM 5310C	ZM	1	PASI-I

PASI-I = Pace Analytical Services - Indianapolis
PASI-PA = Pace Analytical Services - Greensburg

This report shall not be reproduced, except in full,
without the written consent of Pace Analytical Services, LLC.

Pace Analytical Services, LLC
7726 Moller Road
Indianapolis, IN 46268
(317)228-3100

SUMMARY OF DETECTION

Project: Eagle Valley P1R5
Pace Project No.: 50316601

Lab Sample ID / Method	Client Sample ID / Parameters	Result	Units	Report Limit	Analyzed	Qualifiers
50316601001	**MW-20S**					
EPA 9056	Chloride	39.7	mg/L	2.5	05/27/22 10:28	
EPA 9056	Sulfate	13.2	mg/L	0.25	05/27/22 10:11	
EPA 6010	Aluminum	773	ug/L	200	05/27/22 12:02	
EPA 6010	Barium	31.3	ug/L	10.0	05/27/22 12:02	
EPA 6010	Calcium	104000	ug/L	1000	05/27/22 12:02	
EPA 6010	Iron	1480	ug/L	100	05/27/22 12:02	
EPA 6010	Magnesium	26600	ug/L	1000	05/27/22 12:02	
EPA 6010	Manganese	112	ug/L	10.0	05/27/22 12:02	
EPA 6010	Potassium	2510	ug/L	1000	05/27/22 12:02	
EPA 6010	Silica	18000	ug/L	450	05/27/22 12:02	N2
EPA 6010	Sodium	30200	ug/L	1000	05/27/22 12:02	
EPA 6020	Arsenic	1.3	ug/L	1.0	05/23/22 07:29	
EPA 6020	Cobalt	1.4	ug/L	1.0	05/23/22 07:29	
EPA 903.1	Radium-226	0.547 ± 0.451 (0.652) C:NA T:89%	pCi/L		06/28/22 15:26	
EPA 904.0	Radium-228	0.566 ± 0.387 (0.739) C:76% T:89%	pCi/L		06/22/22 15:47	
Total Radium Calculation	Total Radium	1.11 ± 0.838 (1.39)	pCi/L		07/01/22 17:40	
SM 2320B	Alkalinity, Total as CaCO3	339	mg/L	2.0	05/21/22 13:35	
SM 2320B	Alkalinity,Bicarbonate (CaCO3)	339	mg/L	2.0	05/21/22 13:35	
SM 2540C	Total Dissolved Solids	428	mg/L	10.0	05/20/22 08:29	
SM 4500-H+B	pH at 25 Degrees C	7.2	Std. Units	0.10	05/21/22 10:46	H3
EPA 353.2	Nitrogen, Nitrate	5.4	mg/L	0.20	05/16/22 21:43	
50316601002	**MW-20I**					
EPA 9056	Chloride	28.3	mg/L	2.5	05/27/22 11:19	
EPA 9056	Sulfate	29.2	mg/L	2.5	05/27/22 11:19	
EPA 6010	Aluminum	216	ug/L	200	05/27/22 12:08	
EPA 6010	Barium	46.0	ug/L	10.0	05/27/22 12:08	
EPA 6010	Calcium	90300	ug/L	1000	05/27/22 12:08	
EPA 6010	Iron	503	ug/L	100	05/27/22 12:08	
EPA 6010	Magnesium	25000	ug/L	1000	05/27/22 12:08	
EPA 6010	Manganese	43.9	ug/L	10.0	05/27/22 12:08	
EPA 6010	Potassium	3530	ug/L	1000	05/27/22 12:08	
EPA 6010	Silica	17700	ug/L	450	05/27/22 12:08	N2
EPA 6010	Sodium	11500	ug/L	1000	05/27/22 12:08	
EPA 6020	Arsenic	1.2	ug/L	1.0	05/23/22 07:33	
EPA 6020	Cobalt	1.1	ug/L	1.0	05/23/22 07:33	
EPA 903.1	Radium-226	-0.0459 ± 0.299 (0.648) C:NA T:90%	pCi/L		06/28/22 16:03	

REPORT OF LABORATORY ANALYSIS

This report shall not be reproduced, except in full,
without the written consent of Pace Analytical Services, LLC.

Pace Analytical Services, LLC
7726 Moller Road
Indianapolis, IN 46268
(317)228-3100

SUMMARY OF DETECTION

Project: Eagle Valley P1R5
Pace Project No.: 50316601

Lab Sample ID / Method	Client Sample ID / Parameters	Result	Units	Report Limit	Analyzed	Qualifiers
50316601002	**MW-20I**					
EPA 904.0	Radium-228	0.183 ± 0.332 (0.727) C:68% T:90%	pCi/L		06/22/22 15:48	
Total Radium Calculation	Total Radium	0.183 ± 0.631 (1.38)	pCi/L		07/01/22 17:40	
SM 2320B	Alkalinity, Total as CaCO3	282	mg/L	2.0	05/21/22 13:35	
SM 2320B	Alkalinity,Bicarbonate (CaCO3)	279	mg/L	2.0	05/21/22 13:35	
SM 2320B	Alkalinity,Carbonate (CaCO3)	2.8	mg/L	2.0	05/21/22 13:35	
SM 2540C	Total Dissolved Solids	385	mg/L	10.0	05/20/22 08:29	
SM 4500-H+B	pH at 25 Degrees C	7.5	Std. Units	0.10	05/21/22 10:47	H3
EPA 353.2	Nitrogen, Nitrate	4.0	mg/L	0.10	05/16/22 21:26	

This report shall not be reproduced, except in full,
without the written consent of Pace Analytical Services, LLC.

Pace Analytical Services, LLC
7726 Moller Road
Indianapolis, IN 46268
(317)228-3100

ANALYTICAL RESULTS

Project: Eagle Valley P1R5
Pace Project No.: 50316601

Sample: MW-20S **Lab ID: 50316601001** Collected: 05/16/22 12:55 Received: 05/16/22 17:15 Matrix: Water

Parameters	Results	Units	Report Limit	DF	Prepared	Analyzed	CAS No.	Qual
9056 IC Anions	Analytical Method: EPA 9056							
	Pace Analytical Services - Indianapolis							
Chloride	**39.7**	mg/L	2.5	10		05/27/22 10:28	16887-00-6	
Fluoride	ND	mg/L	0.10	1		05/27/22 10:11	16984-48-8	
Sulfate	**13.2**	mg/L	0.25	1		05/27/22 10:11	14808-79-8	
6010 MET ICP	Analytical Method: EPA 6010 Preparation Method: EPA 3010							
	Pace Analytical Services - Indianapolis							
Aluminum	**773**	ug/L	200	1	05/25/22 15:37	05/27/22 12:02	7429-90-5	
Barium	**31.3**	ug/L	10.0	1	05/25/22 15:37	05/27/22 12:02	7440-39-3	
Boron	ND	ug/L	100	1	05/25/22 15:37	05/27/22 12:02	7440-42-8	
Calcium	**104000**	ug/L	1000	1	05/25/22 15:37	05/27/22 12:02	7440-70-2	
Iron	**1480**	ug/L	100	1	05/25/22 15:37	05/27/22 12:02	7439-89-6	
Lithium	ND	ug/L	20.0	1	05/25/22 15:37	05/27/22 12:02	7439-93-2	
Magnesium	**26600**	ug/L	1000	1	05/25/22 15:37	05/27/22 12:02	7439-95-4	
Manganese	**112**	ug/L	10.0	1	05/25/22 15:37	05/27/22 12:02	7439-96-5	
Molybdenum	ND	ug/L	10.0	1	05/25/22 15:37	05/27/22 12:02	7439-98-7	
Potassium	**2510**	ug/L	1000	1	05/25/22 15:37	05/27/22 12:02	7440-09-7	
Silica	**18000**	ug/L	450	1	05/25/22 15:37	05/27/22 12:02	7631-86-9	N2
Sodium	**30200**	ug/L	1000	1	05/25/22 15:37	05/27/22 12:02	7440-23-5	
6010 MET ICP, Dissolved	Analytical Method: EPA 6010 Preparation Method: EPA 3010							
	Pace Analytical Services - Indianapolis							
Manganese, Dissolved	ND	ug/L	10.0	1	05/25/22 15:30	05/27/22 04:27	7439-96-5	
Molybdenum, Dissolved	ND	ug/L	10.0	1	05/25/22 15:30	05/27/22 04:27	7439-98-7	
6020 MET ICPMS	Analytical Method: EPA 6020 Preparation Method: EPA 200.2							
	Pace Analytical Services - Indianapolis							
Antimony	ND	ug/L	1.0	1	05/21/22 08:15	05/23/22 07:29	7440-36-0	
Arsenic	**1.3**	ug/L	1.0	1	05/21/22 08:15	05/23/22 07:29	7440-38-2	
Cobalt	**1.4**	ug/L	1.0	1	05/21/22 08:15	05/23/22 07:29	7440-48-4	
Selenium	ND	ug/L	1.0	1	05/21/22 08:15	05/23/22 07:29	7782-49-2	
2320B Alkalinity	Analytical Method: SM 2320B							
	Pace Analytical Services - Indianapolis							
Alkalinity, Total as CaCO3	**339**	mg/L	2.0	1		05/21/22 13:35		
Alkalinity,Bicarbonate (CaCO3)	**339**	mg/L	2.0	1		05/21/22 13:35		
Alkalinity,Carbonate (CaCO3)	ND	mg/L	2.0	1		05/21/22 13:35		
2540C Total Dissolved Solids	Analytical Method: SM 2540C							
	Pace Analytical Services - Indianapolis							
Total Dissolved Solids	**428**	mg/L	10.0	1		05/20/22 08:29		
4500H+ pH, Electrometric	Analytical Method: SM 4500-H+B							
	Pace Analytical Services - Indianapolis							
pH at 25 Degrees C	**7.2**	Std. Units	0.10	1		05/21/22 10:46		H3

REPORT OF LABORATORY ANALYSIS

This report shall not be reproduced, except in full,
without the written consent of Pace Analytical Services, LLC.

Pace Analytical Services, LLC
7726 Moller Road
Indianapolis, IN 46268
(317)228-3100

ANALYTICAL RESULTS

Project: Eagle Valley P1R5
Pace Project No.: 50316601

Sample: MW-20S **Lab ID: 50316601001** Collected: 05/16/22 12:55 Received: 05/16/22 17:15 Matrix: Water

Parameters	Results	Units	Report Limit	DF	Prepared	Analyzed	CAS No.	Qual
4500S2D Sulfide Water	Analytical Method: SM 4500-S2-D Pace Analytical Services - Indianapolis							
Sulfide	ND	mg/L	0.10	1		05/18/22 09:54	18496-25-8	
Iron, Ferrous	Analytical Method: HACH 8146 Pace Analytical Services - Indianapolis							
Iron, Ferrous	ND	mg/L	0.20	1		05/25/22 23:09	15438-31-0	H3,N2
353.2 Nitrogen, NO2/NO3 unpres	Analytical Method: EPA 353.2 Pace Analytical Services - Indianapolis							
Nitrogen, Nitrate	**5.4**	mg/L	0.20	2		05/16/22 21:43	14797-55-8	
Nitrogen, Nitrite	ND	mg/L	0.20	2		05/16/22 21:43	14797-65-0	
365.1 Total Phosphorus	Analytical Method: EPA 365.1 Preparation Method: EPA 365.1 Pace Analytical Services - Indianapolis							
Phosphate as P04	ND	mg/L	0.15	1	05/18/22 06:00	05/21/22 11:24		
5310C TOC	Analytical Method: SM 5310C Pace Analytical Services - Indianapolis							
Total Organic Carbon	ND	mg/L	1.0	1		05/27/22 00:56	7440-44-0	
5310C Dissolved Organic Carbon	Analytical Method: SM 5310C Pace Analytical Services - Indianapolis							
Dissolved Organic Carbon	ND	mg/L	1.0	1		05/27/22 05:38		

REPORT OF LABORATORY ANALYSIS

This report shall not be reproduced, except in full,
without the written consent of Pace Analytical Services, LLC.

Pace Analytical Services, LLC
7726 Moller Road
Indianapolis, IN 46268
(317)228-3100

ANALYTICAL RESULTS

Project: Eagle Valley P1R5
Pace Project No.: 50316601

Sample: MW-20I **Lab ID: 50316601002** Collected: 05/16/22 15:20 Received: 05/16/22 17:15 Matrix: Water

Parameters	Results	Units	Report Limit	DF	Prepared	Analyzed	CAS No.	Qual
9056 IC Anions	Analytical Method: EPA 9056							
	Pace Analytical Services - Indianapolis							
Chloride	**28.3**	mg/L	2.5	10		05/27/22 11:19	16887-00-6	
Fluoride	ND	mg/L	0.10	1		05/27/22 11:02	16984-48-8	
Sulfate	**29.2**	mg/L	2.5	10		05/27/22 11:19	14808-79-8	
6010 MET ICP	Analytical Method: EPA 6010 Preparation Method: EPA 3010							
	Pace Analytical Services - Indianapolis							
Aluminum	**216**	ug/L	200	1	05/25/22 15:37	05/27/22 12:08	7429-90-5	
Barium	**46.0**	ug/L	10.0	1	05/25/22 15:37	05/27/22 12:08	7440-39-3	
Boron	ND	ug/L	100	1	05/25/22 15:37	05/27/22 12:08	7440-42-8	
Calcium	**90300**	ug/L	1000	1	05/25/22 15:37	05/27/22 12:08	7440-70-2	
Iron	**503**	ug/L	100	1	05/25/22 15:37	05/27/22 12:08	7439-89-6	
Lithium	ND	ug/L	20.0	1	05/25/22 15:37	05/27/22 12:08	7439-93-2	
Magnesium	**25000**	ug/L	1000	1	05/25/22 15:37	05/27/22 12:08	7439-95-4	
Manganese	**43.9**	ug/L	10.0	1	05/25/22 15:37	05/27/22 12:08	7439-96-5	
Molybdenum	ND	ug/L	10.0	1	05/25/22 15:37	05/27/22 12:08	7439-98-7	
Potassium	**3530**	ug/L	1000	1	05/25/22 15:37	05/27/22 12:08	7440-09-7	
Silica	**17700**	ug/L	450	1	05/25/22 15:37	05/27/22 12:08	7631-86-9	N2
Sodium	**11500**	ug/L	1000	1	05/25/22 15:37	05/27/22 12:08	7440-23-5	
6010 MET ICP, Dissolved	Analytical Method: EPA 6010 Preparation Method: EPA 3010							
	Pace Analytical Services - Indianapolis							
Manganese, Dissolved	ND	ug/L	10.0	1	05/25/22 15:30	05/27/22 04:29	7439-96-5	
Molybdenum, Dissolved	ND	ug/L	10.0	1	05/25/22 15:30	05/27/22 04:29	7439-98-7	
6020 MET ICPMS	Analytical Method: EPA 6020 Preparation Method: EPA 200.2							
	Pace Analytical Services - Indianapolis							
Antimony	ND	ug/L	1.0	1	05/21/22 08:15	05/23/22 07:33	7440-36-0	
Arsenic	**1.2**	ug/L	1.0	1	05/21/22 08:15	05/23/22 07:33	7440-38-2	
Cobalt	**1.1**	ug/L	1.0	1	05/21/22 08:15	05/23/22 07:33	7440-48-4	
Selenium	ND	ug/L	1.0	1	05/21/22 08:15	05/23/22 07:33	7782-49-2	
2320B Alkalinity	Analytical Method: SM 2320B							
	Pace Analytical Services - Indianapolis							
Alkalinity, Total as CaCO3	**282**	mg/L	2.0	1		05/21/22 13:35		
Alkalinity,Bicarbonate (CaCO3)	**279**	mg/L	2.0	1		05/21/22 13:35		
Alkalinity,Carbonate (CaCO3)	**2.8**	mg/L	2.0	1		05/21/22 13:35		
2540C Total Dissolved Solids	Analytical Method: SM 2540C							
	Pace Analytical Services - Indianapolis							
Total Dissolved Solids	**385**	mg/L	10.0	1		05/20/22 08:29		
4500H+ pH, Electrometric	Analytical Method: SM 4500-H+B							
	Pace Analytical Services - Indianapolis							
pH at 25 Degrees C	**7.5**	Std. Units	0.10	1		05/21/22 10:47		H3

REPORT OF LABORATORY ANALYSIS

This report shall not be reproduced, except in full,
without the written consent of Pace Analytical Services, LLC.

Pace Analytical Services, LLC
7726 Moller Road
Indianapolis, IN 46268
(317)228-3100

ANALYTICAL RESULTS

Project: Eagle Valley P1R5
Pace Project No.: 50316601

Sample: MW-20I **Lab ID: 50316601002** Collected: 05/16/22 15:20 Received: 05/16/22 17:15 Matrix: Water

Parameters	Results	Units	Report Limit	DF	Prepared	Analyzed	CAS No.	Qual
4500S2D Sulfide Water	Analytical Method: SM 4500-S2-D Pace Analytical Services - Indianapolis							
Sulfide	ND	mg/L	0.10	1		05/18/22 09:54	18496-25-8	
Iron, Ferrous	Analytical Method: HACH 8146 Pace Analytical Services - Indianapolis							
Iron, Ferrous	ND	mg/L	0.20	1		05/25/22 23:09	15438-31-0	H3,N2
353.2 Nitrogen, NO2/NO3 unpres	Analytical Method: EPA 353.2 Pace Analytical Services - Indianapolis							
Nitrogen, Nitrate	**4.0**	mg/L	0.10	1		05/16/22 21:26	14797-55-8	
Nitrogen, Nitrite	ND	mg/L	0.10	1		05/16/22 21:26	14797-65-0	
365.1 Total Phosphorus	Analytical Method: EPA 365.1 Preparation Method: EPA 365.1 Pace Analytical Services - Indianapolis							
Phosphate as P04	ND	mg/L	0.15	1	05/18/22 06:00	05/21/22 11:25		
5310C TOC	Analytical Method: SM 5310C Pace Analytical Services - Indianapolis							
Total Organic Carbon	ND	mg/L	1.0	1		05/27/22 01:21	7440-44-0	
5310C Dissolved Organic Carbon	Analytical Method: SM 5310C Pace Analytical Services - Indianapolis							
Dissolved Organic Carbon	ND	mg/L	1.0	1		05/27/22 06:12		

REPORT OF LABORATORY ANALYSIS

This report shall not be reproduced, except in full,
without the written consent of Pace Analytical Services, LLC.

Pace Analytical Services, LLC
7726 Moller Road
Indianapolis, IN 46268
(317)228-3100

QUALITY CONTROL DATA

Project: Eagle Valley P1R5
Pace Project No.: 50316601

QC Batch: 678197
QC Batch Method: EPA 9056
Analysis Method: EPA 9056
Analysis Description: 9056 IC Anions
Laboratory: Pace Analytical Services - Indianapolis
Associated Lab Samples: 50316601001, 50316601002

METHOD BLANK: 3122423 Matrix: Water
Associated Lab Samples: 50316601001, 50316601002

Parameter	Units	Blank Result	Reporting Limit	Analyzed	Qualifiers
Chloride	mg/L	ND	0.25	05/28/22 13:55	
Fluoride	mg/L	ND	0.10	05/28/22 13:55	
Sulfate	mg/L	ND	0.25	05/28/22 13:55	

LABORATORY CONTROL SAMPLE: 3122424

Parameter	Units	Spike Conc.	LCS Result	LCS % Rec	% Rec Limits	Qualifiers
Chloride	mg/L	1.2	1.1	91	80-120	
Fluoride	mg/L	0.5	0.48	97	80-120	
Sulfate	mg/L	2.5	2.5	98	80-120	

MATRIX SPIKE & MATRIX SPIKE DUPLICATE: 3122425 3122426

Parameter	Units	50316561007 Result	MS Spike Conc.	MSD Spike Conc.	MS Result	MSD Result	MS % Rec	MSD % Rec	% Rec Limits	RPD	Max RPD	Qual
Chloride	mg/L	48.0	12.5	12.5	59.5	57.5	92	77	80-120	3	15	M0
Fluoride	mg/L	ND	0.5	0.5	0.53	0.52	93	92	80-120	1	15	
Sulfate	mg/L	1760	250	250	1880	1840	49	30	80-120	2	15	M0

Results presented on this page are in the units indicated by the "Units" column except where an alternate unit is presented to the right of the result.

REPORT OF LABORATORY ANALYSIS

This report shall not be reproduced, except in full,
without the written consent of Pace Analytical Services, LLC.

Pace Analytical Services, LLC
7726 Moller Road
Indianapolis, IN 46268
(317)228-3100

QUALITY CONTROL DATA

Project: Eagle Valley P1R5
Pace Project No.: 50316601

QC Batch: 677592
QC Batch Method: EPA 3010
Analysis Method: EPA 6010
Analysis Description: 6010 MET
Laboratory: Pace Analytical Services - Indianapolis
Associated Lab Samples: 50316601001, 50316601002

METHOD BLANK: 3120381 Matrix: Water
Associated Lab Samples: 50316601001, 50316601002

Parameter	Units	Blank Result	Reporting Limit	Analyzed	Qualifiers
Aluminum	ug/L	ND	200	05/27/22 11:02	
Barium	ug/L	ND	10.0	05/27/22 11:02	
Boron	ug/L	ND	100	05/27/22 11:02	
Calcium	ug/L	ND	1000	05/27/22 11:02	
Iron	ug/L	ND	100	05/27/22 11:02	
Lithium	ug/L	ND	20.0	05/27/22 11:02	
Magnesium	ug/L	ND	1000	05/27/22 11:02	
Manganese	ug/L	ND	10.0	05/27/22 11:02	
Molybdenum	ug/L	ND	10.0	05/27/22 11:02	
Potassium	ug/L	ND	1000	05/27/22 11:02	
Silica	ug/L	ND	450	05/27/22 11:02	N2
Sodium	ug/L	ND	1000	05/27/22 11:02	

LABORATORY CONTROL SAMPLE: 3120382

Parameter	Units	Spike Conc.	LCS Result	LCS % Rec	% Rec Limits	Qualifiers
Aluminum	ug/L	10000	9700	97	80-120	
Barium	ug/L	1000	976	98	80-120	
Boron	ug/L	1000	994	99	80-120	
Calcium	ug/L	10000	9920	99	80-120	
Iron	ug/L	10000	9440	94	80-120	
Lithium	ug/L	1000	995	100	80-120	
Magnesium	ug/L	10000	9290	93	80-120	
Manganese	ug/L	1000	940	94	80-120	
Molybdenum	ug/L	1000	1010	101	80-120	
Potassium	ug/L	10000	9380	94	80-120	
Silica	ug/L	10700	10300	97	80-120	N2
Sodium	ug/L	10000	9650	96	80-120	

MATRIX SPIKE & MATRIX SPIKE DUPLICATE: 3120383 3120384

Parameter	Units	50316700001 Result	MS Spike Conc.	MSD Spike Conc.	MS Result	MSD Result	MS % Rec	MSD % Rec	% Rec Limits	RPD	Max RPD	Qual
Aluminum	ug/L	ND	10000	10000	9990	10400	99	102	75-125	4	20	
Barium	ug/L	39.6	1000	1000	1010	1050	97	101	75-125	4	20	
Boron	ug/L	136	1000	1000	1050	1090	91	95	75-125	4	20	
Calcium	ug/L	85700	10000	10000	91700	96100	59	103	75-125	5	20	P6

Results presented on this page are in the units indicated by the "Units" column except where an alternate unit is presented to the right of the result.

REPORT OF LABORATORY ANALYSIS

This report shall not be reproduced, except in full,
without the written consent of Pace Analytical Services, LLC.

Pace Analytical Services, LLC
7726 Moller Road
Indianapolis, IN 46268
(317)228-3100

QUALITY CONTROL DATA

Project: Eagle Valley P1R5
Pace Project No.: 50316601

MATRIX SPIKE & MATRIX SPIKE DUPLICATE: 3120383 3120384

Parameter	Units	50316700001 Result	MS Spike Conc.	MSD Spike Conc.	MS Result	MSD Result	MS % Rec	MSD % Rec	% Rec Limits	RPD	Max RPD	Qual
Iron	ug/L	366	10000	10000	9690	10100	93	98	75-125	4	20	
Lithium	ug/L	ND	1000	1000	1030	1070	103	106	75-125	3	20	
Magnesium	ug/L	25400	10000	10000	33600	35200	82	98	75-125	4	20	
Manganese	ug/L	48.4	1000	1000	975	1020	93	97	75-125	4	20	
Molybdenum	ug/L	ND	1000	1000	1010	1050	101	104	75-125	3	20	
Potassium	ug/L	2600	10000	10000	12200	12600	96	100	75-125	3	20	
Silica	ug/L	18200	10700	10700	28200	29100	93	102	75-125	3	20	N2
Sodium	ug/L	8810	10000	10000	18300	19000	95	102	75-125	4	20	

Results presented on this page are in the units indicated by the "Units" column except where an alternate unit is presented to the right of the result.

REPORT OF LABORATORY ANALYSIS

This report shall not be reproduced, except in full,
without the written consent of Pace Analytical Services, LLC.

Pace Analytical Services, LLC
7726 Moller Road
Indianapolis, IN 46268
(317)228-3100

QUALITY CONTROL DATA

Project: Eagle Valley P1R5
Pace Project No.: 50316601

QC Batch: 677439
QC Batch Method: EPA 3010
Analysis Method: EPA 6010
Analysis Description: 6010 MET Dissolved
Laboratory: Pace Analytical Services - Indianapolis
Associated Lab Samples: 50316601001, 50316601002

METHOD BLANK: 3119333 Matrix: Water
Associated Lab Samples: 50316601001, 50316601002

Parameter	Units	Blank Result	Reporting Limit	Analyzed	Qualifiers
Manganese, Dissolved	ug/L	ND	10.0	05/27/22 04:06	
Molybdenum, Dissolved	ug/L	ND	10.0	05/27/22 04:06	

LABORATORY CONTROL SAMPLE: 3119334

Parameter	Units	Spike Conc.	LCS Result	LCS % Rec	% Rec Limits	Qualifiers
Manganese, Dissolved	ug/L	1000	999	100	80-120	
Molybdenum, Dissolved	ug/L	1000	1040	104	80-120	

MATRIX SPIKE & MATRIX SPIKE DUPLICATE: 3119335 3119336

Parameter	Units	50316511002 Result	MS Spike Conc.	MSD Spike Conc.	MS Result	MSD Result	MS % Rec	MSD % Rec	% Rec Limits	RPD	Max RPD	Qual
Manganese, Dissolved	ug/L	232	1000	1000	1210	1240	98	101	75-125	2	20	
Molybdenum, Dissolved	ug/L	150	1000	1000	1190	1220	104	107	75-125	3	20	

Results presented on this page are in the units indicated by the "Units" column except where an alternate unit is presented to the right of the result.

REPORT OF LABORATORY ANALYSIS

This report shall not be reproduced, except in full,
without the written consent of Pace Analytical Services, LLC.

Pace Analytical Services, LLC
7726 Moller Road
Indianapolis, IN 46268
(317)228-3100

QUALITY CONTROL DATA

Project: Eagle Valley P1R5
Pace Project No.: 50316601

QC Batch: 677331
QC Batch Method: EPA 200.2
Analysis Method: EPA 6020
Analysis Description: 6020 MET
Laboratory: Pace Analytical Services - Indianapolis
Associated Lab Samples: 50316601001, 50316601002

METHOD BLANK: 3118707 Matrix: Water
Associated Lab Samples: 50316601001, 50316601002

Parameter	Units	Blank Result	Reporting Limit	Analyzed	Qualifiers
Antimony	ug/L	ND	1.0	05/23/22 04:26	
Arsenic	ug/L	ND	1.0	05/23/22 04:26	
Cobalt	ug/L	ND	1.0	05/23/22 04:26	
Selenium	ug/L	ND	1.0	05/23/22 04:26	

LABORATORY CONTROL SAMPLE: 3118708

Parameter	Units	Spike Conc.	LCS Result	LCS % Rec	% Rec Limits	Qualifiers
Antimony	ug/L	40	42.8	107	80-120	
Arsenic	ug/L	40	39.2	98	80-120	
Cobalt	ug/L	40	40.7	102	80-120	
Selenium	ug/L	40	38.2	95	80-120	

MATRIX SPIKE & MATRIX SPIKE DUPLICATE: 3118709 3118710

Parameter	Units	50316689001 Result	MS Spike Conc.	MSD Spike Conc.	MS Result	MSD Result	MS % Rec	MSD % Rec	% Rec Limits	RPD	Max RPD	Qual
Antimony	ug/L	<1.0	40	40	43.2	43.3	108	108	75-125	0	20	
Arsenic	ug/L	<1.0	40	40	40.7	40.0	100	99	75-125	2	20	
Cobalt	ug/L	<1.0	40	40	39.5	39.1	99	98	75-125	1	20	
Selenium	ug/L	<1.0	40	40	40.0	39.9	99	99	75-125	0	20	

Results presented on this page are in the units indicated by the "Units" column except where an alternate unit is presented to the right of the result.

REPORT OF LABORATORY ANALYSIS

This report shall not be reproduced, except in full,
without the written consent of Pace Analytical Services, LLC.

Pace Analytical Services, LLC
7726 Moller Road
Indianapolis, IN 46268
(317)228-3100

QUALITY CONTROL DATA

Project: Eagle Valley P1R5
Pace Project No.: 50316601

QC Batch: 677430
QC Batch Method: SM 2320B
Analysis Method: SM 2320B
Analysis Description: 2320B Alkalinity
Laboratory: Pace Analytical Services - Indianapolis
Associated Lab Samples: 50316601001, 50316601002

METHOD BLANK: 3119272 Matrix: Water
Associated Lab Samples: 50316601001, 50316601002

Parameter	Units	Blank Result	Reporting Limit	Analyzed	Qualifiers
Alkalinity, Total as CaCO3	mg/L	ND	2.0	05/21/22 13:35	
Alkalinity,Bicarbonate (CaCO3)	mg/L	ND	2.0	05/21/22 13:35	
Alkalinity,Carbonate (CaCO3)	mg/L	ND	2.0	05/21/22 13:35	

LABORATORY CONTROL SAMPLE: 3119273

Parameter	Units	Spike Conc.	LCS Result	LCS % Rec	% Rec Limits	Qualifiers
Alkalinity, Total as CaCO3	mg/L	50	52.4	105	90-110	

SAMPLE DUPLICATE: 3119274

Parameter	Units	50316511002 Result	Dup Result	RPD	Max RPD	Qualifiers
Alkalinity, Total as CaCO3	mg/L	260	264	1	20	
Alkalinity,Bicarbonate (CaCO3)	mg/L	260	264	1	20	
Alkalinity,Carbonate (CaCO3)	mg/L	ND	ND		20	

SAMPLE DUPLICATE: 3119275

Parameter	Units	50316601001 Result	Dup Result	RPD	Max RPD	Qualifiers
Alkalinity, Total as CaCO3	mg/L	339	348	2	20	
Alkalinity,Bicarbonate (CaCO3)	mg/L	339	348	2	20	
Alkalinity,Carbonate (CaCO3)	mg/L	ND	ND		20	

Results presented on this page are in the units indicated by the "Units" column except where an alternate unit is presented to the right of the result.

REPORT OF LABORATORY ANALYSIS

This report shall not be reproduced, except in full,
without the written consent of Pace Analytical Services, LLC.

Pace Analytical Services, LLC
7726 Moller Road
Indianapolis, IN 46268
(317)228-3100

QUALITY CONTROL DATA

Project: Eagle Valley P1R5
Pace Project No.: 50316601

QC Batch: 677259
QC Batch Method: SM 2540C
Analysis Method: SM 2540C
Analysis Description: 2540C Total Dissolved Solids
Laboratory: Pace Analytical Services - Indianapolis
Associated Lab Samples: 50316601001, 50316601002

METHOD BLANK: 3118384 Matrix: Water
Associated Lab Samples: 50316601001, 50316601002

Parameter	Units	Blank Result	Reporting Limit	Analyzed	Qualifiers
Total Dissolved Solids	mg/L	ND	10.0	05/20/22 08:24	

LABORATORY CONTROL SAMPLE: 3118385

Parameter	Units	Spike Conc.	LCS Result	LCS % Rec	% Rec Limits	Qualifiers
Total Dissolved Solids	mg/L	300	288	96	80-120	

SAMPLE DUPLICATE: 3118386

Parameter	Units	50316593001 Result	Dup Result	RPD	Max RPD	Qualifiers
Total Dissolved Solids	mg/L	509	432	16	10	R1

SAMPLE DUPLICATE: 3118387

Parameter	Units	50316595006 Result	Dup Result	RPD	Max RPD	Qualifiers
Total Dissolved Solids	mg/L	874	962	10	10	

Results presented on this page are in the units indicated by the "Units" column except where an alternate unit is presented to the right of the result.

REPORT OF LABORATORY ANALYSIS

This report shall not be reproduced, except in full,
without the written consent of Pace Analytical Services, LLC.

Pace Analytical Services, LLC
7726 Moller Road
Indianapolis, IN 46268
(317)228-3100

QUALITY CONTROL DATA

Project: Eagle Valley P1R5
Pace Project No.: 50316601

QC Batch: 677536
QC Batch Method: SM 4500-H+B
Analysis Method: SM 4500-H+B
Analysis Description: 4500H+B pH
Laboratory: Pace Analytical Services - Indianapolis
Associated Lab Samples: 50316601001, 50316601002

SAMPLE DUPLICATE: 3120118

Parameter	Units	50316595006 Result	Dup Result	RPD	Max RPD	Qualifiers
pH at 25 Degrees C	Std. Units	6.7	6.7	0	2	H3

SAMPLE DUPLICATE: 3120119

Parameter	Units	50316700001 Result	Dup Result	RPD	Max RPD	Qualifiers
pH at 25 Degrees C	Std. Units	7.5	7.6	2	2	H3

Results presented on this page are in the units indicated by the "Units" column except where an alternate unit is presented to the right of the result.

REPORT OF LABORATORY ANALYSIS

This report shall not be reproduced, except in full,
without the written consent of Pace Analytical Services, LLC.

Pace Analytical Services, LLC
7726 Moller Road
Indianapolis, IN 46268
(317)228-3100

QUALITY CONTROL DATA

Project: Eagle Valley P1R5
Pace Project No.: 50316601

QC Batch: 676796
QC Batch Method: SM 4500-S2-D
Analysis Method: SM 4500-S2-D
Analysis Description: 4500S2D Sulfide Water
Laboratory: Pace Analytical Services - Indianapolis
Associated Lab Samples: 50316601001, 50316601002

METHOD BLANK: 3116034 Matrix: Water
Associated Lab Samples: 50316601001, 50316601002

Parameter	Units	Blank Result	Reporting Limit	Analyzed	Qualifiers
Sulfide	mg/L	ND	0.10	05/18/22 09:54	

LABORATORY CONTROL SAMPLE: 3116035

Parameter	Units	Spike Conc.	LCS Result	LCS % Rec	% Rec Limits	Qualifiers
Sulfide	mg/L	0.5	0.46	92	90-110	

MATRIX SPIKE & MATRIX SPIKE DUPLICATE: 3116036 3116037

Parameter	Units	50316507001 Result	MS Spike Conc.	MSD Spike Conc.	MS Result	MSD Result	MS % Rec	MSD % Rec	% Rec Limits	RPD	Max RPD	Qual
Sulfide	mg/L	ND	0.5	0.5	0.53	0.52	106	105	90-110	2	20	

MATRIX SPIKE & MATRIX SPIKE DUPLICATE: 3116038 3116039

Parameter	Units	50316511002 Result	MS Spike Conc.	MSD Spike Conc.	MS Result	MSD Result	MS % Rec	MSD % Rec	% Rec Limits	RPD	Max RPD	Qual
Sulfide	mg/L	ND	0.5	0.5	0.52	0.50	103	100	90-110	3	20	

Results presented on this page are in the units indicated by the "Units" column except where an alternate unit is presented to the right of the result.

REPORT OF LABORATORY ANALYSIS

This report shall not be reproduced, except in full,
without the written consent of Pace Analytical Services, LLC.

Pace Analytical Services, LLC
7726 Moller Road
Indianapolis, IN 46268
(317)228-3100

QUALITY CONTROL DATA

Project: Eagle Valley P1R5
Pace Project No.: 50316601

QC Batch: 678400
QC Batch Method: HACH 8146
Analysis Method: HACH 8146
Analysis Description: Iron, Ferrous
Laboratory: Pace Analytical Services - Indianapolis
Associated Lab Samples: 50316601001, 50316601002

METHOD BLANK: 3123122 Matrix: Water
Associated Lab Samples: 50316601001, 50316601002

Parameter	Units	Blank Result	Reporting Limit	Analyzed	Qualifiers
Iron, Ferrous	mg/L	ND	0.20	05/25/22 23:08	H3,N2

LABORATORY CONTROL SAMPLE: 3123123

Parameter	Units	Spike Conc.	LCS Result	LCS % Rec	% Rec Limits	Qualifiers
Iron, Ferrous	mg/L	1	0.99	99	90-110	H3,N2

MATRIX SPIKE & MATRIX SPIKE DUPLICATE: 3123124 3123125

Parameter	Units	50316700001 Result	MS Spike Conc.	MSD Spike Conc.	MS Result	MSD Result	MS % Rec	MSD % Rec	% Rec Limits	RPD	Max RPD	Qual
Iron, Ferrous	mg/L	ND	1	1	0.99	1.0	99	100	90-110	1	20	H3,N2

MATRIX SPIKE & MATRIX SPIKE DUPLICATE: 3123126 3123127

Parameter	Units	50317002002 Result	MS Spike Conc.	MSD Spike Conc.	MS Result	MSD Result	MS % Rec	MSD % Rec	% Rec Limits	RPD	Max RPD	Qual
Iron, Ferrous	mg/L	ND	1	1	0.98	1.0	98	100	90-110	2	20	H3,N2

Results presented on this page are in the units indicated by the "Units" column except where an alternate unit is presented to the right of the result.

REPORT OF LABORATORY ANALYSIS

This report shall not be reproduced, except in full,
without the written consent of Pace Analytical Services, LLC.

Pace Analytical Services, LLC
7726 Moller Road
Indianapolis, IN 46268
(317)228-3100

QUALITY CONTROL DATA

Project: Eagle Valley P1R5
Pace Project No.: 50316601

QC Batch: 676528
QC Batch Method: EPA 353.2
Analysis Method: EPA 353.2
Analysis Description: 353.2 Nitrate + Nitrite, Unpres.
Laboratory: Pace Analytical Services - Indianapolis
Associated Lab Samples: 50316601001, 50316601002

METHOD BLANK: 3114990 Matrix: Water
Associated Lab Samples: 50316601001, 50316601002

Parameter	Units	Blank Result	Reporting Limit	Analyzed	Qualifiers
Nitrogen, Nitrate	mg/L	ND	0.10	05/16/22 20:47	
Nitrogen, Nitrite	mg/L	ND	0.10	05/16/22 20:47	

LABORATORY CONTROL SAMPLE: 3114991

Parameter	Units	Spike Conc.	LCS Result	LCS % Rec	% Rec Limits	Qualifiers
Nitrogen, Nitrate	mg/L	1	1.1	106	90-110	
Nitrogen, Nitrite	mg/L	1	1.0	105	90-110	

MATRIX SPIKE & MATRIX SPIKE DUPLICATE: 3114992 3114993

Parameter	Units	50316560005 Result	MS Spike Conc.	MSD Spike Conc.	MS Result	MSD Result	MS % Rec	MSD % Rec	% Rec Limits	RPD	Max RPD	Qual
Nitrogen, Nitrate	mg/L	15.2	10	10	24.8	24.8	96	96	90-110	0	20	
Nitrogen, Nitrite	mg/L	ND	10	10	10.1	10.0	101	100	90-110	0	20	

MATRIX SPIKE SAMPLE: 3114994

Parameter	Units	50316602002 Result	Spike Conc.	MS Result	MS % Rec	% Rec Limits	Qualifiers
Nitrogen, Nitrate	mg/L	0.14	1	1.2	104	90-110	
Nitrogen, Nitrite	mg/L	ND	1	1.0	103	90-110	

Results presented on this page are in the units indicated by the "Units" column except where an alternate unit is presented to the right of the result.

REPORT OF LABORATORY ANALYSIS

This report shall not be reproduced, except in full,
without the written consent of Pace Analytical Services, LLC.

Pace Analytical Services, LLC
7726 Moller Road
Indianapolis, IN 46268
(317)228-3100

QUALITY CONTROL DATA

Project: Eagle Valley P1R5
Pace Project No.: 50316601

QC Batch: 676783
QC Batch Method: EPA 365.1
Analysis Method: EPA 365.1
Analysis Description: 365.1 Total Phosphorus
Laboratory: Pace Analytical Services - Indianapolis
Associated Lab Samples: 50316601001, 50316601002

METHOD BLANK: 3115975 Matrix: Water
Associated Lab Samples: 50316601001, 50316601002

Parameter	Units	Blank Result	Reporting Limit	Analyzed	Qualifiers
Phosphate as P04	mg/L	ND	0.15	05/21/22 11:16	

LABORATORY CONTROL SAMPLE: 3115976

Parameter	Units	Spike Conc.	LCS Result	LCS % Rec	% Rec Limits	Qualifiers
Phosphate as P04	mg/L		1.4			

MATRIX SPIKE & MATRIX SPIKE DUPLICATE: 3115977 3115978

Parameter	Units	50316595006 Result	MS Spike Conc.	MSD Spike Conc.	MS Result	MSD Result	MS % Rec	MSD % Rec	% Rec Limits	RPD	Max RPD	Qual
Phosphate as P04	mg/L	3.2			4.8	4.8				1		

Results presented on this page are in the units indicated by the "Units" column except where an alternate unit is presented to the right of the result.

REPORT OF LABORATORY ANALYSIS

This report shall not be reproduced, except in full,
without the written consent of Pace Analytical Services, LLC.

Pace Analytical Services, LLC
7726 Moller Road
Indianapolis, IN 46268
(317)228-3100

QUALITY CONTROL DATA

Project: Eagle Valley P1R5
Pace Project No.: 50316601

QC Batch: 678554
QC Batch Method: SM 5310C
Analysis Method: SM 5310C
Analysis Description: 5310C Total Organic Carbon
Laboratory: Pace Analytical Services - Indianapolis
Associated Lab Samples: 50316601001, 50316601002

METHOD BLANK: 3123812 Matrix: Water
Associated Lab Samples: 50316601001, 50316601002

Parameter	Units	Blank Result	Reporting Limit	Analyzed	Qualifiers
Total Organic Carbon	mg/L	ND	1.0	05/26/22 23:00	

LABORATORY CONTROL SAMPLE: 3123813

Parameter	Units	Spike Conc.	LCS Result	LCS % Rec	% Rec Limits	Qualifiers
Total Organic Carbon	mg/L	10	9.6	96	90-110	

MATRIX SPIKE & MATRIX SPIKE DUPLICATE: 3123814 3123815

Parameter	Units	50316700001 Result	MS Spike Conc.	MSD Spike Conc.	MS Result	MSD Result	MS % Rec	MSD % Rec	% Rec Limits	RPD	Max RPD	Qual
Total Organic Carbon	mg/L	ND	10	10	10.1	10.1	95	95	80-120	0	20	

MATRIX SPIKE SAMPLE: 3123816

Parameter	Units	50316617004 Result	Spike Conc.	MS Result	MS % Rec	% Rec Limits	Qualifiers
Total Organic Carbon	mg/L	1.3	10	10.8	95	80-120	

Results presented on this page are in the units indicated by the "Units" column except where an alternate unit is presented to the right of the result.

REPORT OF LABORATORY ANALYSIS

This report shall not be reproduced, except in full,
without the written consent of Pace Analytical Services, LLC.

Pace Analytical Services, LLC
7726 Moller Road
Indianapolis, IN 46268
(317)228-3100

QUALITY CONTROL DATA

Project: Eagle Valley P1R5
Pace Project No.: 50316601

QC Batch: 678549
QC Batch Method: SM 5310C
Analysis Method: SM 5310C
Analysis Description: 5310C Dissolved Organic Carbon
Laboratory: Pace Analytical Services - Indianapolis
Associated Lab Samples: 50316601001, 50316601002

METHOD BLANK: 3123789 Matrix: Water
Associated Lab Samples: 50316601001, 50316601002

Parameter	Units	Blank Result	Reporting Limit	Analyzed	Qualifiers
Dissolved Organic Carbon	mg/L	ND	1.0	05/27/22 05:06	

LABORATORY CONTROL SAMPLE: 3123790

Parameter	Units	Spike Conc.	LCS Result	LCS % Rec	% Rec Limits	Qualifiers
Dissolved Organic Carbon	mg/L	10	9.9	99	90-110	

MATRIX SPIKE & MATRIX SPIKE DUPLICATE: 3123791 3123792

Parameter	Units	50316700001 Result	MS Spike Conc.	MSD Spike Conc.	MS Result	MSD Result	MS % Rec	MSD % Rec	% Rec Limits	RPD	Max RPD	Qual
Dissolved Organic Carbon	mg/L	ND	10	10	10.7	10.6	101	100	80-120	1	20	P4

MATRIX SPIKE SAMPLE: 3123793

Parameter	Units	50316808002 Result	Spike Conc.	MS Result	MS % Rec	% Rec Limits	Qualifiers
Dissolved Organic Carbon	mg/L	ND	10	11.2	102	80-120	

Results presented on this page are in the units indicated by the "Units" column except where an alternate unit is presented to the right of the result.

REPORT OF LABORATORY ANALYSIS

This report shall not be reproduced, except in full,
without the written consent of Pace Analytical Services, LLC.

Pace Analytical Services, LLC
7726 Moller Road
Indianapolis, IN 46268
(317)228-3100

ANALYTICAL RESULTS - RADIOCHEMISTRY

Project: Eagle Valley P1R5
Pace Project No.: 50316601

Sample: MW-20S **Lab ID: 50316601001** Collected: 05/16/22 12:55 Received: 05/16/22 17:15 Matrix: Water
PWS: Site ID: Sample Type:

Parameters	Method	Act ± Unc (MDC) Carr Trac	Units	Analyzed	CAS No.	Qual
	Pace Analytical Services - Greensburg					
Radium-226	EPA 903.1	**0.547 ± 0.451 (0.652) C:NA T:89%**	pCi/L	06/28/22 15:26	13982-63-3	
	Pace Analytical Services - Greensburg					
Radium-228	EPA 904.0	**0.566 ± 0.387 (0.739) C:76% T:89%**	pCi/L	06/22/22 15:47	15262-20-1	
	Pace Analytical Services - Greensburg					
Total Radium	Total Radium Calculation	**1.11 ± 0.838 (1.39)**	pCi/L	07/01/22 17:40	7440-14-4	

REPORT OF LABORATORY ANALYSIS

This report shall not be reproduced, except in full,
without the written consent of Pace Analytical Services, LLC.

Pace Analytical Services, LLC
7726 Moller Road
Indianapolis, IN 46268
(317)228-3100

ANALYTICAL RESULTS - RADIOCHEMISTRY

Project: Eagle Valley P1R5
Pace Project No.: 50316601

Sample: MW-20I **Lab ID: 50316601002** Collected: 05/16/22 15:20 Received: 05/16/22 17:15 Matrix: Water
PWS: Site ID: Sample Type:

Parameters	Method	Act ± Unc (MDC) Carr Trac	Units	Analyzed	CAS No.	Qual
	Pace Analytical Services - Greensburg					
Radium-226	EPA 903.1	**-0.0459 ± 0.299 (0.648) C:NA T:90%**	pCi/L	06/28/22 16:03	13982-63-3	
	Pace Analytical Services - Greensburg					
Radium-228	EPA 904.0	**0.183 ± 0.332 (0.727) C:68% T:90%**	pCi/L	06/22/22 15:48	15262-20-1	
	Pace Analytical Services - Greensburg					
Total Radium	Total Radium Calculation	**0.183 ± 0.631 (1.38)**	pCi/L	07/01/22 17:40	7440-14-4	

REPORT OF LABORATORY ANALYSIS

This report shall not be reproduced, except in full,
without the written consent of Pace Analytical Services, LLC.

Pace Analytical Services, LLC
7726 Moller Road
Indianapolis, IN 46268
(317)228-3100

QUALITY CONTROL - RADIOCHEMISTRY

Project: Eagle Valley P1R5
Pace Project No.: 50316601

QC Batch: 510587
QC Batch Method: EPA 903.1
Analysis Method: EPA 903.1
Analysis Description: 903.1 Radium-226
Laboratory: Pace Analytical Services - Greensburg
Associated Lab Samples: 50316601001, 50316601002

METHOD BLANK: 2474767 Matrix: Water
Associated Lab Samples: 50316601001, 50316601002

Parameter	Act ± Unc (MDC) Carr Trac	Units	Analyzed	Qualifiers
Radium-226	0.179 ± 0.216 (0.330) C:NA T:89%	pCi/L	06/28/22 15:26	

Results presented on this page are in the units indicated by the "Units" column except where an alternate unit is presented to the right of the result.

REPORT OF LABORATORY ANALYSIS

This report shall not be reproduced, except in full,
without the written consent of Pace Analytical Services, LLC.

Pace Analytical Services, LLC
7726 Moller Road
Indianapolis, IN 46268
(317)228-3100

QUALITY CONTROL - RADIOCHEMISTRY

Project: Eagle Valley P1R5
Pace Project No.: 50316601

QC Batch: 510588
QC Batch Method: EPA 904.0
Analysis Method: EPA 904.0
Analysis Description: 904.0 Radium 228
Laboratory: Pace Analytical Services - Greensburg
Associated Lab Samples: 50316601001, 50316601002

METHOD BLANK: 2474768 Matrix: Water
Associated Lab Samples: 50316601001, 50316601002

Parameter	Act ± Unc (MDC) Carr Trac	Units	Analyzed	Qualifiers
Radium-228	0.249 ± 0.307 (0.648) C:78% T:89%	pCi/L	06/22/22 15:46	

Results presented on this page are in the units indicated by the "Units" column except where an alternate unit is presented to the right of the result.

REPORT OF LABORATORY ANALYSIS

This report shall not be reproduced, except in full,
without the written consent of Pace Analytical Services, LLC.

Pace Analytical Services, LLC
7726 Moller Road
Indianapolis, IN 46268
(317)228-3100

QUALIFIERS

Project: Eagle Valley P1R5
Pace Project No.: 50316601

DEFINITIONS

DF - Dilution Factor, if reported, represents the factor applied to the reported data due to dilution of the sample aliquot.

ND - Not Detected at or above adjusted reporting limit.

TNTC - Too Numerous To Count

J - Estimated concentration above the adjusted method detection limit and below the adjusted reporting limit.

MDL - Adjusted Method Detection Limit.

PQL - Practical Quantitation Limit.

RL - Reporting Limit - The lowest concentration value that meets project requirements for quantitative data with known precision and bias for a specific analyte in a specific matrix.

S - Surrogate

1,2-Diphenylhydrazine decomposes to and cannot be separated from Azobenzene using Method 8270. The result for each analyte is a combined concentration.

Consistent with EPA guidelines, unrounded data are displayed and have been used to calculate % recovery and RPD values.

LCS(D) - Laboratory Control Sample (Duplicate)

MS(D) - Matrix Spike (Duplicate)

DUP - Sample Duplicate

RPD - Relative Percent Difference

NC - Not Calculable.

SG - Silica Gel - Clean-Up

U - Indicates the compound was analyzed for, but not detected.

N-Nitrosodiphenylamine decomposes and cannot be separated from Diphenylamine using Method 8270. The result reported for each analyte is a combined concentration.

Reported results are not rounded until the final step prior to reporting. Therefore, calculated parameters that are typically reported as "Total" may vary slightly from the sum of the reported component parameters.

Act - Activity

Unc - Uncertainty: SDWA = 1.96 sigma count uncertainty, all other matrices = Expanded Uncertainty (95% confidence interval). Gamma Spec = Expanded Uncertainty (95.4% Confidence Interval)

(MDC) - Minimum Detectable Concentration

Trac - Tracer Recovery (%)

Carr - Carrier Recovery (%)

Pace Analytical is TNI accredited. Contact your Pace PM for the current list of accredited analytes.

TNI - The NELAC Institute.

ANALYTE QUALIFIERS

H3	Sample was received or analysis requested beyond the recognized method holding time.
M0	Matrix spike recovery and/or matrix spike duplicate recovery was outside laboratory control limits.
N2	The lab does not hold NELAC/TNI accreditation for this parameter but other accreditations/certifications may apply. A complete list of accreditations/certifications is available upon request.
P4	Sample field preservation does not meet EPA or method recommendations for this analysis.
P6	Matrix spike recovery was outside laboratory control limits due to a parent sample concentration notably higher than the spike level.
R1	RPD value was outside control limits.

This report shall not be reproduced, except in full,
without the written consent of Pace Analytical Services, LLC.

Pace Analytical Services, LLC
7726 Moller Road
Indianapolis, IN 46268
(317)228-3100

QUALITY CONTROL DATA CROSS REFERENCE TABLE

Project: Eagle Valley P1R5
Pace Project No.: 50316601

Lab ID	Sample ID	QC Batch Method	QC Batch	Analytical Method	Analytical Batch
50316601001	**MW-20S**	EPA 9056	678197		
50316601002	**MW-20I**	EPA 9056	678197		
50316601001	**MW-20S**	EPA 3010	677592	EPA 6010	678794
50316601002	**MW-20I**	EPA 3010	677592	EPA 6010	678794
50316601001	**MW-20S**	EPA 3010	677439	EPA 6010	678728
50316601002	**MW-20I**	EPA 3010	677439	EPA 6010	678728
50316601001	**MW-20S**	EPA 200.2	677331	EPA 6020	677554
50316601002	**MW-20I**	EPA 200.2	677331	EPA 6020	677554
50316601001	**MW-20S**	EPA 903.1	510587		
50316601002	**MW-20I**	EPA 903.1	510587		
50316601001	**MW-20S**	EPA 904.0	510588		
50316601002	**MW-20I**	EPA 904.0	510588		
50316601001	**MW-20S**	Total Radium Calculation	515969		
50316601002	**MW-20I**	Total Radium Calculation	515969		
50316601001	**MW-20S**	SM 2320B	677430		
50316601002	**MW-20I**	SM 2320B	677430		
50316601001	**MW-20S**	SM 2540C	677259		
50316601002	**MW-20I**	SM 2540C	677259		
50316601001	**MW-20S**	SM 4500-H+B	677536		
50316601002	**MW-20I**	SM 4500-H+B	677536		
50316601001	**MW-20S**	SM 4500-S2-D	676796		
50316601002	**MW-20I**	SM 4500-S2-D	676796		
50316601001	**MW-20S**	HACH 8146	678400		
50316601002	**MW-20I**	HACH 8146	678400		
50316601001	**MW-20S**	EPA 353.2	676528		
50316601002	**MW-20I**	EPA 353.2	676528		
50316601001	**MW-20S**	EPA 365.1	676783	EPA 365.1	677709
50316601002	**MW-20I**	EPA 365.1	676783	EPA 365.1	677709
50316601001	**MW-20S**	SM 5310C	678554		
50316601002	**MW-20I**	SM 5310C	678554		
50316601001	**MW-20S**	SM 5310C	678549		
50316601002	**MW-20I**	SM 5310C	678549		

This report shall not be reproduced, except in full,
without the written consent of Pace Analytical Services, LLC.

CHAIN-OF-CUSTODY / Analytical Request D

WO# : 50316601

50316601

The Chain-of-Custody is a LEGAL DOCUMENT. All relevant fields mu

Submitting a sample via this chain of custody constitutes acknowledgment and acceptance of the Pace Terms and Conditions found at https://info.pacel

Section A Required Client Information:		Section B Required Project Information:		Section C Invoice Information:	
Company:	Atlas Indianapolis	Report To:	Mark Breting	Attention:	Accounts Payable
Address:	7988 Centerpoint Drive	Copy To:		Company Name:	Atlas Indianapolis
	Indianapolis, IN 46256			Address:	
Email:	mark.breting@oneatlas.com	Purchase Order #:		Pace Quote:	
Phone:	NONE Fax:	Project Name:	Eagle Valley Profile 1 Report 5	Pace Project Manager:	hayden.putt@pacelabs.com
Requested Due Date:		Project #:		Pace Profile #:	10498/18

Regulatory Agency
State / Location
IN

MATRIX	CODE
Drinking Water	DW
Water	WT
Waste Water	WW
Product	P
Soil/Solid	SL
Oil	OL
Wipe	WP
Air	AR
Other	OT
Tissue	TS

ITEM #	SAMPLE ID One Character per box. (A-Z, 0-9 / , -) Sample Ids must be unique	MATRIX CODE (see valid codes to left)	SAMPLE TYPE (G=GRAB C=COMP)	COLLECTED START DATE	COLLECTED START TIME	COLLECTED END DATE	COLLECTED END TIME	SAMPLE TEMP AT COLLECTION	# OF CONTAINERS	Preservatives: Unpreserved	H2SO4	HNO3	HCl	NaOH + ZnAcetate	Na2S2O3	Methanol	Other	Analyses Test Y/N	TDS / NO2,NO3-Wet	(Cl, F, SO4) IC	Metals, Total*	Metals Diss. Field Filtered**	Rad-228	Rad-226	Alkalinity, Ferrous Iron, pH	TOC by 5310C	DOC by 5310C	Sulfide	Phosphate	Residual Chlorine (Y/N)
	Requested Analysis Filtered (Y/N)																												
1	MW-20S	WT	G	5/14	1255				11	3	3	4		1					X	X	X	X	X	X	X	X	X	X	X	
2	MW-20I	WT	G	5/14	1520				11	3	3	4		1					X	X	X	X	X	X	X	X	X	X	X	
3	~~MW-20D~~	WT							11	3	3	4		1					X	X	X	X	X	X	X	X	X	X	X	
4																													
5																													
6																													
7																													
8																													
9																													
10																													
11																													
12																													

ADDITIONAL COMMENTS	RELINQUISHED BY / AFFILIATION	DATE	TIME	ACCEPTED BY / AFFILIATION	DATE	TIME	SAMPLE CONDITIONS			
* Metals: 6010 (Al, Ba, B, Cd, Cr, Fe, Pb, Mn, Mo, Ca, Mg, Na, K, Li, SiO2)		5/14	1715		5-16-22	17:15	3.8	y	N	y
6020 (Be, Co, As, Se, Sb, Tl), 7470 (Hg)										
** Dissolved FF 6010 (Mo, Mn)										
Alkalinity = (Total , Bicarb & Carb)										

SAMPLER NAME AND SIGNATURE					
PRINT Name of SAMPLER:	P. Greer Hopper	DATE Signed:	5/14/22	TEMP in C	Received on Ice (Y/N)	Custody Sealed Cooler (Y/N)	Samples Intact (Y/N)
SIGNATURE of SAMPLER:							

F-IN-Q-290-rev.22, 22Apr2022

SAMPLE CONDITION UPON RECEIPT FORM

Date/Time and Initials of person examining contents: RC 5-16-22 17:28

1. **Courier:** ☐ FED EX ☐ UPS ☐ CLIENT ☐ PACE ☐ USPS ☐ OTHER _____

2. **Custody Seal on Cooler/Box Present:** ☐ Yes ☑ No

(If yes)Seals Intact: ☐ Yes ☐ No **(leave blank if no seals were present)**

3. **Thermometer:** 1 2 3 4 5 6 **A B C D E F**

4. **Cooler Temperature(s):** 4.0/3.8 | | | |
(Initial/Corrected) **RECORD TEMPS OF ALL COOLERS RECEIVED (use Comments below to add more)**

5. **Packing Material:** ☐ Bubble Wrap ☑ Bubble Bags ☐ None ☐ Other _____

6. **Ice Type:** ☑ Wet ☐ Blue ☐ None

7. **If temp. is over 6°C or under 0°C, was the PM notified?:** ☐ Yes ☐ No
Cooler temp should be above freezing to 6°C

All discrepancies will be written out in the comments section below.

	Yes	No
USDA Regulated Soils? (HI, ID, NY, WA, OR,CA, NM, TX, OK, AR, LA, TN, AL, MS, NC, SC, GA, FL, or Puerto Rico)		✓
Short Hold Time Analysis (48 hours or less)? **Analysis:** NO_3, NO_2	✓	
Time 5035A TC placed in Freezer or Short Holds To Lab	Time: walk-in	
Rush TAT Requested (4 days or less):		✓
Custody Signatures Present?	✓	
Containers Intact?:	✓	
Sample Label (IDs/Dates/Times) Match COC?: Except TCs, which only require sample ID	✓	
Extra labels on Terracore Vials? (soils only)		

	Yes	No	N/A
All containers needing acid/base preservation have been pH CHECKED?: **Exceptions: VOA, coliform, LLHg, O&G, RAD CHEM, and any container with a septum cap or preserved with HCl.** **Circle:** HNO3 (<2) H2SO4 (<2) NaOH (>10) NaOH/ZnAc (>9) Any non-conformance to pH recommendations will be noted on the container count form	✓		
	Present	Absent	N/A
Residual Chlorine Check (SVOC 625 Pest/PCB 608)			✓
Residual Chlorine Check (Total/Amenable/Free Cyanide)			✓
Headspace Wisconsin Sulfide?			✓
	Present	Absent	No VOA Vials Sent
Headspace in VOA Vials (>6mm): See Containter Count form for details			✓
Trip Blank Present?		✓	
Trip Blank Custody Seals?:			✓

COMMENTS:

COC PAGE 1 **of** 1

Sample Container Count

SBS
DI
MeOH (only)
BK
Kit

** Place a RED dot on containers that are out of conformance **

COC Line Item	WGFU	R	DG9H VG9H	VOA VIAL HS (>6mm)	VG9U	DG9U	VG9T	AG0U	AG1H	AG1U	AG2U	AG3S	AG3SF	AG3C	BP1U	BP1N	BP2U	BP3U	BP3N	BP3F	BP3S	BP3B	BP3Z	CG3H	Syringe Kit			Matrix	HNO3/ H2SO4 pH <2	NaOH/ ZNAc pH >9	NaOH pH>10
1												1	1			2	1	2	1	1	1		1					WT	✓	✓	
2												1	1			1	1	1	1	1	1		1					1	1	1	
3																															
4																															
5																															
6																															
7																															
8																															
9																															
10																															
11																															
12																															

Container Codes

Glass

DG9H	40mL HCl amber voa vial	BG1T	1L Na Thiosulfate clear glass	BP1B	1L NaOH plastic
DG9P	40mL TSP amber vial	BG1U	1L unpreserved glass	BP1N	1L HNO3 plastic
DG9S	40mL H2SO4 amber vial	BG3H	250mL HCl Clear Glass	BP1S	1L H2SO4 plastic
DG9T	40mL Na Thio amber vial	BG3U	250mL Unpres Clear Glass	BP1U	1L unpreserved plastic
DG9U	40mL unpreserved amber vial	AG0U	100mL unpres amber glass	BP1Z	1L NaOH, Zn, Ac
VG9H	40mL HCl clear vial	AG1H	1L HCl amber glass	BP2N	500mL HNO3 plastic
VG9T	40mL Na Thio. clear vial	AG1S	1L H2SO4 amber glass	BP2C	500mL NaOH plastic
VG9U	40mL unpreserved clear vial	AG1T	1L Na Thiosulfate amber glass	BP2S	500mL H2SO4 plastic
I	40mL w/hexane wipe vial	AG1U	1liter unpres amber glass	BP2U	500mL unpreserved plastic
WGKU	8oz unpreserved clear jar	AG2N	500mL HNO3 amber glass	BP2Z	500mL NaOH, Zn Ac
WGFU	4oz clear soil jar	AG2S	500mL H2SO4 amber glass	BP3B	250mL NaOH plastic
JGFU	4oz unpreserved amber wide	AG2U	500mL unpres amber glass	BP3N	250mL HNO3 plastic
CG3H	250mL clear glass HCl	AG3S	250mL H2SO4 amber glass	BP3F	250mL HNO3 plastic-field filtered
BG1H	1L HCl clear glass	AG3SF	250mL H2SO4 amb glass -field filtered	BP3U	250mL unpreserved plastic
BG1S	1L H2SO4 clear glass	AG3U	250mL unpres amber glass	BP3S	250mL H2SO4 plastic
GN	General	AG3C	250mL NaOH amber glass	BP3Z	250mL NaOH, ZnAc plastic

Plastic / Misc.

BP4U	125mL unpreserved plastic
BP4N	125mL HNO3 plastic
BP4S	125mL H2SO4 plastic

Syringe Kit	LL Cr+6 sampling kit

AF	Air Filter
C	Air Cassettes
R	Terracore kit
SP5T	120mL Coliform Na Thiosulfate
U	Summa Can
ZPLC	Ziploc Bag

WT		Water	
SL		Solid	
NAL	OL	Non-aqueous liquid	Oil
WP		Wipe	

Pace Analytical Services, LLC
7726 Moller Road
Indianapolis, IN 46268
(317)228-3100

July 27, 2022

Mr. Mark Breting
ATC Group Services
7988 Centerpoint Drive
Suite 100
Indianapolis, IN 46256

RE: Project: Eagle Valley P1R2
Pace Project No.: 50316602

Dear Mr. Breting:

Enclosed are the analytical results for sample(s) received by the laboratory on May 16, 2022. The results relate only to the samples included in this report. Results reported herein conform to the applicable TNI/NELAC Standards and the laboratory's Quality Manual, where applicable, unless otherwise noted in the body of the report.

The test results provided in this final report were generated by each of the following laboratories within the Pace Network:

- Pace Analytical Services - Indianapolis
- Pace Analytical Services - Greensburg

If you have any questions concerning this report, please feel free to contact me.

Sincerely,

Hayden Putt
hayden.putt@pacelabs.com
(317)228-3145
Project Manager

Enclosures

cc: Mr. Robert Miller, Haley & Aldrich

This report shall not be reproduced, except in full,
without the written consent of Pace Analytical Services, LLC.

Pace Analytical Services, LLC
7726 Moller Road
Indianapolis, IN 46268
(317)228-3100

CERTIFICATIONS

Project: Eagle Valley P1R2
Pace Project No.: 50316602

Pace Analytical Services Pennsylvania

1638 Roseytown Rd Suites 2,3&4, Greensburg, PA 15601
ANAB DOD-ELAP Rad Accreditation #: L2417
Alabama Certification #: 41590
Arizona Certification #: AZ0734
Arkansas Certification
California Certification #: 04222CA
Colorado Certification #: PA01547
Connecticut Certification #: PH-0694
Delaware Certification
EPA Region 4 DW Rad
Florida/TNI Certification #: E87683
Georgia Certification #: C040
Florida: Cert E871149 SEKS WET
Guam Certification
Hawaii Certification
Idaho Certification
Illinois Certification
Indiana Certification
Iowa Certification #: 391
Kansas/TNI Certification #: E-10358
Kentucky Certification #: KY90133
KY WW Permit #: KY0098221
KY WW Permit #: KY0000221
Louisiana DHH/TNI Certification #: LA180012
Louisiana DEQ/TNI Certification #: 4086
Maine Certification #: 2017020
Maryland Certification #: 308
Massachusetts Certification #: M-PA1457
Michigan/PADEP Certification #: 9991
Missouri Certification #: 235
Montana Certification #: Cert0082
Nebraska Certification #: NE-OS-29-14
Nevada Certification #: PA014572018-1
New Hampshire/TNI Certification #: 297617
New Jersey/TNI Certification #: PA051
New Mexico Certification #: PA01457
New York/TNI Certification #: 10888
North Carolina Certification #: 42706
North Dakota Certification #: R-190
Ohio EPA Rad Approval: #41249
Oregon/TNI Certification #: PA200002-010
Pennsylvania/TNI Certification #: 65-00282
Puerto Rico Certification #: PA01457
Rhode Island Certification #: 65-00282
South Dakota Certification
Tennessee Certification #: 02867
Texas/TNI Certification #: T104704188-17-3
Utah/TNI Certification #: PA014572017-9
USDA Soil Permit #: P330-17-00091
Vermont Dept. of Health: ID# VT-0282
Virgin Island/PADEP Certification
Virginia/VELAP Certification #: 460198
Washington Certification #: C868
West Virginia DEP Certification #: 143
West Virginia DHHR Certification #: 9964C
Wisconsin Approve List for Rad
Wyoming Certification #: 8TMS-L

Pace Analytical Services Indianapolis

7726 Moller Road, Indianapolis, IN 46268
Illinois Accreditation #: 200074
Indiana Drinking Water Laboratory #: C-49-06
Kansas/TNI Certification #: E-10177
Kentucky UST Agency Interest #: 80226
Kentucky WW Laboratory ID #: 98019
Michigan Drinking Water Laboratory #9050
Ohio VAP Certified Laboratory #: CL0065
Oklahoma Laboratory #: 9204
Texas Certification #: T104704355
Wisconsin Laboratory #: 999788130
USDA Soil Permit #: P330-19-00257

This report shall not be reproduced, except in full,
without the written consent of Pace Analytical Services, LLC.

Pace Analytical Services, LLC
7726 Moller Road
Indianapolis, IN 46268
(317)228-3100

SAMPLE SUMMARY

Project: Eagle Valley P1R2
Pace Project No.: 50316602

Lab ID	Sample ID	Matrix	Date Collected	Date Received
50316602001	**MW-15S**	Water	05/16/22 13:55	05/16/22 15:00
50316602002	**MW-15I**	Water	05/16/22 13:00	05/16/22 15:00
50316602003	**MW-15D**	Water	05/16/22 11:35	05/16/22 15:00
50316602004	**FIELD BLANK 2**	Water	05/16/22 11:40	05/16/22 15:00

This report shall not be reproduced, except in full,
without the written consent of Pace Analytical Services, LLC.

Pace Analytical Services, LLC
7726 Moller Road
Indianapolis, IN 46268
(317)228-3100

SAMPLE ANALYTE COUNT

Project: Eagle Valley P1R2
Pace Project No.: 50316602

Lab ID	Sample ID	Method	Analysts	Analytes Reported	Laboratory
50316602001	**MW-15S**	EPA 9056	RMR	3	PASI-I
		EPA 6010	MTM	12	PASI-I
		EPA 6010	JPK	2	PASI-I
		EPA 6020	DMT	4	PASI-I
		EPA 903.1	SLC	1	PASI-PA
		EPA 904.0	VAL	1	PASI-PA
		Total Radium Calculation	JAL	1	PASI-PA
		SM 2320B	TAY	3	PASI-I
		SM 2540C	BSW	1	PASI-I
		SM 4500-H+B	TRK	1	PASI-I
		SM 4500-S2-D	ZM	1	PASI-I
		HACH 8146	ZM	1	PASI-I
		EPA 353.2	MMS	2	PASI-I
		EPA 365.1	ZM	1	PASI-I
		SM 5310C	MMS	1	PASI-I
50316602002	**MW-15I**	EPA 9056	RMR	3	PASI-I
		EPA 6010	MTM	12	PASI-I
		EPA 6010	JPK	2	PASI-I
		EPA 6020	DMT	4	PASI-I
		EPA 903.1	SLC	1	PASI-PA
		EPA 904.0	VAL	1	PASI-PA
		Total Radium Calculation	JAL	1	PASI-PA
		SM 2320B	TAY	3	PASI-I
		SM 2540C	BSW	1	PASI-I
		SM 4500-H+B	TRK	1	PASI-I
		SM 4500-S2-D	ZM	1	PASI-I
		HACH 8146	ZM	1	PASI-I
		EPA 353.2	MMS	2	PASI-I
		EPA 365.1	ZM	1	PASI-I
		SM 5310C	ZM	1	PASI-I
		SM 5310C	MMS	1	PASI-I
50316602003	**MW-15D**	EPA 9056	RMR	3	PASI-I
		EPA 6010	MTM	12	PASI-I
		EPA 6010	JPK	2	PASI-I
		EPA 6020	DMT	4	PASI-I
		EPA 903.1	SLC	1	PASI-PA
		EPA 904.0	VAL	1	PASI-PA

This report shall not be reproduced, except in full,
without the written consent of Pace Analytical Services, LLC.

Pace Analytical Services, LLC
7726 Moller Road
Indianapolis, IN 46268
(317)228-3100

SAMPLE ANALYTE COUNT

Project: Eagle Valley P1R2
Pace Project No.: 50316602

Lab ID	Sample ID	Method	Analysts	Analytes Reported	Laboratory
		Total Radium Calculation	JAL	1	PASI-PA
		SM 2320B	TAY	3	PASI-I
		SM 2540C	BSW	1	PASI-I
		SM 4500-H+B	TRK	1	PASI-I
		SM 4500-S2-D	ZM	1	PASI-I
		HACH 8146	ZM	1	PASI-I
		EPA 353.2	MMS	2	PASI-I
		EPA 365.1	ZM	1	PASI-I
		SM 5310C	ZM	1	PASI-I
		SM 5310C	ZM	1	PASI-I
50316602004	**FIELD BLANK 2**	EPA 9056	RMR	3	PASI-I
		EPA 6010	MTM	12	PASI-I
		EPA 6020	DMT	4	PASI-I
		EPA 903.1	SLC	1	PASI-PA
		EPA 904.0	VAL	1	PASI-PA
		Total Radium Calculation	JAL	1	PASI-PA
		SM 2320B	TAY	3	PASI-I
		SM 2540C	BSW	1	PASI-I
		SM 4500-H+B	TRK	1	PASI-I
		SM 4500-S2-D	ZM	1	PASI-I
		HACH 8146	ZM	1	PASI-I
		EPA 353.2	MMS	2	PASI-I
		EPA 365.1	ZM	1	PASI-I
		SM 5310C	ZM	1	PASI-I

PASI-I = Pace Analytical Services - Indianapolis
PASI-PA = Pace Analytical Services - Greensburg

This report shall not be reproduced, except in full,
without the written consent of Pace Analytical Services, LLC.

Pace Analytical Services, LLC
7726 Moller Road
Indianapolis, IN 46268
(317)228-3100

SUMMARY OF DETECTION

Project: Eagle Valley P1R2
Pace Project No.: 50316602

Lab Sample ID / Method	Client Sample ID / Parameters	Result	Units	Report Limit	Analyzed	Qualifiers
50316602001	**MW-15S**					
EPA 9056	Chloride	11.4	mg/L	0.25	05/27/22 07:38	
EPA 9056	Fluoride	0.28	mg/L	0.10	05/27/22 07:38	
EPA 9056	Sulfate	25.9	mg/L	2.5	05/27/22 07:55	
EPA 6010	Barium	48.6	ug/L	10.0	05/27/22 11:20	
EPA 6010	Boron	1090	ug/L	100	05/27/22 11:20	
EPA 6010	Calcium	91500	ug/L	1000	05/27/22 11:20	
EPA 6010	Iron	114	ug/L	100	05/27/22 11:20	
EPA 6010	Lithium	28.9	ug/L	20.0	05/27/22 11:20	
EPA 6010	Magnesium	21500	ug/L	1000	05/27/22 11:20	
EPA 6010	Manganese	11.5	ug/L	10.0	05/27/22 11:20	
EPA 6010	Molybdenum	54.2	ug/L	10.0	05/27/22 11:20	
EPA 6010	Potassium	3470	ug/L	1000	05/27/22 11:20	
EPA 6010	Silica	10600	ug/L	450	05/27/22 11:20	N2
EPA 6010	Sodium	15800	ug/L	1000	05/27/22 11:20	
EPA 6010	Molybdenum, Dissolved	51.7	ug/L	10.0	05/27/22 04:20	
EPA 6020	Selenium	2.0	ug/L	1.0	05/23/22 07:04	
EPA 903.1	Radium-226	0.128 ± 0.252 (0.460) C:NA T:89%	pCi/L		06/28/22 15:26	
EPA 904.0	Radium-228	0.703 ± 0.424 (0.771) C:66% T:89%	pCi/L		06/22/22 15:47	
Total Radium Calculation	Total Radium	0.831 ± 0.676 (1.23)	pCi/L		07/01/22 17:40	
SM 2320B	Alkalinity, Total as CaCO3	314	mg/L	2.0	05/21/22 13:35	
SM 2320B	Alkalinity,Bicarbonate (CaCO3)	314	mg/L	2.0	05/21/22 13:35	
SM 2540C	Total Dissolved Solids	361	mg/L	10.0	05/20/22 08:30	
SM 4500-H+B	pH at 25 Degrees C	7.4	Std. Units	0.10	05/21/22 10:41	H3
EPA 353.2	Nitrogen, Nitrate	1.1	mg/L	0.10	05/16/22 21:24	
SM 5310C	Dissolved Organic Carbon	1.2	mg/L	1.0	05/27/22 04:45	
50316602002	**MW-15I**					
EPA 9056	Chloride	83.2	mg/L	2.5	05/27/22 09:03	
EPA 9056	Fluoride	0.36	mg/L	0.10	05/27/22 08:46	
EPA 9056	Sulfate	194	mg/L	2.5	05/27/22 09:03	
EPA 6010	Barium	47.2	ug/L	10.0	05/27/22 11:23	
EPA 6010	Boron	7580	ug/L	100	05/27/22 11:23	
EPA 6010	Calcium	79400	ug/L	1000	05/27/22 11:23	
EPA 6010	Lithium	81.9	ug/L	20.0	05/27/22 11:23	
EPA 6010	Magnesium	17800	ug/L	1000	05/27/22 11:23	
EPA 6010	Manganese	76.1	ug/L	10.0	05/27/22 11:23	
EPA 6010	Molybdenum	355	ug/L	10.0	05/27/22 11:23	
EPA 6010	Potassium	8740	ug/L	1000	05/27/22 11:23	
EPA 6010	Silica	10800	ug/L	450	05/27/22 11:23	N2
EPA 6010	Sodium	104000	ug/L	1000	05/27/22 11:23	
EPA 6010	Manganese, Dissolved	79.3	ug/L	10.0	05/27/22 04:23	

REPORT OF LABORATORY ANALYSIS

This report shall not be reproduced, except in full,
without the written consent of Pace Analytical Services, LLC.

Pace Analytical Services, LLC
7726 Moller Road
Indianapolis, IN 46268
(317)228-3100

SUMMARY OF DETECTION

Project: Eagle Valley P1R2
Pace Project No.: 50316602

Lab Sample ID / Method	Client Sample ID / Parameters	Result	Units	Report Limit	Analyzed	Qualifiers
50316602002	**MW-15I**					
EPA 6010	Molybdenum, Dissolved	351	ug/L	10.0	05/27/22 04:23	
EPA 903.1	Radium-226	0.454 ± 0.356 (0.496) C:NA T:89%	pCi/L		06/28/22 15:26	
EPA 904.0	Radium-228	0.813 ± 0.398 (0.656) C:71% T:89%	pCi/L		06/22/22 15:47	
Total Radium Calculation	Total Radium	1.27 ± 0.754 (1.15)	pCi/L		07/01/22 17:40	
SM 2320B	Alkalinity, Total as CaCO3	210	mg/L	2.0	05/21/22 13:35	
SM 2320B	Alkalinity,Bicarbonate (CaCO3)	210	mg/L	2.0	05/21/22 13:35	
SM 2540C	Total Dissolved Solids	610	mg/L	10.0	05/20/22 08:30	
SM 4500-H+B	pH at 25 Degrees C	7.8	Std. Units	0.10	05/21/22 10:43	H3
EPA 353.2	Nitrogen, Nitrate	0.14	mg/L	0.10	05/16/22 21:44	
SM 5310C	Dissolved Organic Carbon	1.3	mg/L	1.0	05/27/22 04:56	
50316602003	**MW-15D**					
EPA 9056	Chloride	111	mg/L	25.0	05/28/22 15:03	
EPA 9056	Fluoride	0.18	mg/L	0.10	05/27/22 09:20	
EPA 9056	Sulfate	199	mg/L	2.5	05/27/22 09:37	
EPA 6010	Barium	55.4	ug/L	10.0	05/27/22 11:25	
EPA 6010	Boron	4870	ug/L	100	05/27/22 11:25	
EPA 6010	Calcium	102000	ug/L	1000	05/27/22 11:25	
EPA 6010	Iron	151	ug/L	100	05/27/22 11:25	
EPA 6010	Lithium	91.3	ug/L	20.0	05/27/22 11:25	
EPA 6010	Magnesium	18500	ug/L	1000	05/27/22 11:25	
EPA 6010	Manganese	374	ug/L	10.0	05/27/22 11:25	
EPA 6010	Molybdenum	208	ug/L	10.0	05/27/22 11:25	
EPA 6010	Potassium	7050	ug/L	1000	05/27/22 11:25	
EPA 6010	Silica	12400	ug/L	450	05/27/22 11:25	N2
EPA 6010	Sodium	101000	ug/L	1000	05/27/22 11:25	
EPA 6010	Manganese, Dissolved	374	ug/L	10.0	05/27/22 04:25	
EPA 6010	Molybdenum, Dissolved	199	ug/L	10.0	05/27/22 04:25	
EPA 903.1	Radium-226	0.119 ± 0.206 (0.368) C:NA T:100%	pCi/L		06/28/22 15:26	
EPA 904.0	Radium-228	0.834 ± 0.392 (0.643) C:70% T:100%	pCi/L		06/22/22 15:47	
Total Radium Calculation	Total Radium	0.953 ± 0.598 (1.01)	pCi/L		07/01/22 17:40	
SM 2320B	Alkalinity, Total as CaCO3	204	mg/L	2.0	05/21/22 13:35	
SM 2320B	Alkalinity,Bicarbonate (CaCO3)	204	mg/L	2.0	05/21/22 13:35	

REPORT OF LABORATORY ANALYSIS

This report shall not be reproduced, except in full,
without the written consent of Pace Analytical Services, LLC.

Pace Analytical Services, LLC
7726 Moller Road
Indianapolis, IN 46268
(317)228-3100

SUMMARY OF DETECTION

Project: Eagle Valley P1R2
Pace Project No.: 50316602

Lab Sample ID / Method	Client Sample ID / Parameters	Result	Units	Report Limit	Analyzed	Qualifiers
50316602003	**MW-15D**					
SM 2540C	Total Dissolved Solids	673	mg/L	10.0	05/20/22 08:30	
SM 4500-H+B	pH at 25 Degrees C	7.6	Std. Units	0.10	05/21/22 10:43	H3
SM 5310C	Dissolved Organic Carbon	1.5	mg/L	1.0	05/27/22 05:28	
50316602004	**FIELD BLANK 2**					
EPA 903.1	Radium-226	0.0411 ± 0.187 (0.302) C:NA T:93%	pCi/L		06/28/22 15:26	
EPA 904.0	Radium-228	0.830 ± 0.420 (0.727) C:73% T:93%	pCi/L		06/22/22 15:47	
Total Radium Calculation	Total Radium	0.871 ± 0.607 (1.03)	pCi/L		07/01/22 17:40	
SM 2320B	Alkalinity, Total as CaCO3	12.2	mg/L	2.0	05/21/22 13:35	
SM 2320B	Alkalinity,Bicarbonate (CaCO3)	12.2	mg/L	2.0	05/21/22 13:35	
SM 4500-H+B	pH at 25 Degrees C	5.7	Std. Units	0.10	05/21/22 10:45	H3

This report shall not be reproduced, except in full,
without the written consent of Pace Analytical Services, LLC.

Pace Analytical Services, LLC
7726 Moller Road
Indianapolis, IN 46268
(317)228-3100

ANALYTICAL RESULTS

Project: Eagle Valley P1R2
Pace Project No.: 50316602

Sample: MW-15S **Lab ID: 50316602001** Collected: 05/16/22 13:55 Received: 05/16/22 15:00 Matrix: Water

Parameters	Results	Units	Report Limit	DF	Prepared	Analyzed	CAS No.	Qual
9056 IC Anions	Analytical Method: EPA 9056							
	Pace Analytical Services - Indianapolis							
Chloride	**11.4**	mg/L	0.25	1		05/27/22 07:38	16887-00-6	
Fluoride	**0.28**	mg/L	0.10	1		05/27/22 07:38	16984-48-8	
Sulfate	**25.9**	mg/L	2.5	10		05/27/22 07:55	14808-79-8	
6010 MET ICP	Analytical Method: EPA 6010 Preparation Method: EPA 3010							
	Pace Analytical Services - Indianapolis							
Aluminum	ND	ug/L	200	1	05/25/22 15:37	05/27/22 11:20	7429-90-5	
Barium	**48.6**	ug/L	10.0	1	05/25/22 15:37	05/27/22 11:20	7440-39-3	
Boron	**1090**	ug/L	100	1	05/25/22 15:37	05/27/22 11:20	7440-42-8	
Calcium	**91500**	ug/L	1000	1	05/25/22 15:37	05/27/22 11:20	7440-70-2	
Iron	**114**	ug/L	100	1	05/25/22 15:37	05/27/22 11:20	7439-89-6	
Lithium	**28.9**	ug/L	20.0	1	05/25/22 15:37	05/27/22 11:20	7439-93-2	
Magnesium	**21500**	ug/L	1000	1	05/25/22 15:37	05/27/22 11:20	7439-95-4	
Manganese	**11.5**	ug/L	10.0	1	05/25/22 15:37	05/27/22 11:20	7439-96-5	
Molybdenum	**54.2**	ug/L	10.0	1	05/25/22 15:37	05/27/22 11:20	7439-98-7	
Potassium	**3470**	ug/L	1000	1	05/25/22 15:37	05/27/22 11:20	7440-09-7	
Silica	**10600**	ug/L	450	1	05/25/22 15:37	05/27/22 11:20	7631-86-9	N2
Sodium	**15800**	ug/L	1000	1	05/25/22 15:37	05/27/22 11:20	7440-23-5	
6010 MET ICP, Dissolved	Analytical Method: EPA 6010 Preparation Method: EPA 3010							
	Pace Analytical Services - Indianapolis							
Manganese, Dissolved	ND	ug/L	10.0	1	05/25/22 15:30	05/27/22 04:20	7439-96-5	
Molybdenum, Dissolved	**51.7**	ug/L	10.0	1	05/25/22 15:30	05/27/22 04:20	7439-98-7	
6020 MET ICPMS	Analytical Method: EPA 6020 Preparation Method: EPA 200.2							
	Pace Analytical Services - Indianapolis							
Antimony	ND	ug/L	1.0	1	05/21/22 08:15	05/23/22 07:04	7440-36-0	
Arsenic	ND	ug/L	1.0	1	05/21/22 08:15	05/23/22 07:04	7440-38-2	
Cobalt	ND	ug/L	1.0	1	05/21/22 08:15	05/23/22 07:04	7440-48-4	
Selenium	**2.0**	ug/L	1.0	1	05/21/22 08:15	05/23/22 07:04	7782-49-2	
2320B Alkalinity	Analytical Method: SM 2320B							
	Pace Analytical Services - Indianapolis							
Alkalinity, Total as CaCO3	**314**	mg/L	2.0	1		05/21/22 13:35		
Alkalinity,Bicarbonate (CaCO3)	**314**	mg/L	2.0	1		05/21/22 13:35		
Alkalinity,Carbonate (CaCO3)	ND	mg/L	2.0	1		05/21/22 13:35		
2540C Total Dissolved Solids	Analytical Method: SM 2540C							
	Pace Analytical Services - Indianapolis							
Total Dissolved Solids	**361**	mg/L	10.0	1		05/20/22 08:30		
4500H+ pH, Electrometric	Analytical Method: SM 4500-H+B							
	Pace Analytical Services - Indianapolis							
pH at 25 Degrees C	**7.4**	Std. Units	0.10	1		05/21/22 10:41		H3

REPORT OF LABORATORY ANALYSIS

This report shall not be reproduced, except in full,
without the written consent of Pace Analytical Services, LLC.

Pace Analytical Services, LLC
7726 Moller Road
Indianapolis, IN 46268
(317)228-3100

ANALYTICAL RESULTS

Project: Eagle Valley P1R2
Pace Project No.: 50316602

Sample: MW-15S **Lab ID: 50316602001** Collected: 05/16/22 13:55 Received: 05/16/22 15:00 Matrix: Water

Parameters	Results	Units	Report Limit	DF	Prepared	Analyzed	CAS No.	Qual
4500S2D Sulfide Water	Analytical Method: SM 4500-S2-D Pace Analytical Services - Indianapolis							
Sulfide	ND	mg/L	0.10	1		05/23/22 18:58	18496-25-8	
Iron, Ferrous	Analytical Method: HACH 8146 Pace Analytical Services - Indianapolis							
Iron, Ferrous	ND	mg/L	0.20	1		05/25/22 23:09	15438-31-0	H3,N2
353.2 Nitrogen, NO2/NO3 unpres	Analytical Method: EPA 353.2 Pace Analytical Services - Indianapolis							
Nitrogen, Nitrate	**1.1**	mg/L	0.10	1		05/16/22 21:24	14797-55-8	
Nitrogen, Nitrite	ND	mg/L	0.10	1		05/16/22 21:24	14797-65-0	
365.1 Total Phosphorus	Analytical Method: EPA 365.1 Preparation Method: EPA 365.1 Pace Analytical Services - Indianapolis							
Phosphate as P04	ND	mg/L	0.15	1	05/18/22 06:00	05/21/22 11:22		
5310C Dissolved Organic Carbon	Analytical Method: SM 5310C Pace Analytical Services - Indianapolis							
Dissolved Organic Carbon	**1.2**	mg/L	1.0	1		05/27/22 04:45		

REPORT OF LABORATORY ANALYSIS

This report shall not be reproduced, except in full,
without the written consent of Pace Analytical Services, LLC.

Pace Analytical Services, LLC
7726 Moller Road
Indianapolis, IN 46268
(317)228-3100

ANALYTICAL RESULTS

Project: Eagle Valley P1R2
Pace Project No.: 50316602

Sample: MW-15I **Lab ID: 50316602002** Collected: 05/16/22 13:00 Received: 05/16/22 15:00 Matrix: Water

Parameters	Results	Units	Report Limit	DF	Prepared	Analyzed	CAS No.	Qual
9056 IC Anions	Analytical Method: EPA 9056							
	Pace Analytical Services - Indianapolis							
Chloride	**83.2**	mg/L	2.5	10		05/27/22 09:03	16887-00-6	
Fluoride	**0.36**	mg/L	0.10	1		05/27/22 08:46	16984-48-8	
Sulfate	**194**	mg/L	2.5	10		05/27/22 09:03	14808-79-8	
6010 MET ICP	Analytical Method: EPA 6010 Preparation Method: EPA 3010							
	Pace Analytical Services - Indianapolis							
Aluminum	ND	ug/L	200	1	05/25/22 15:37	05/27/22 11:23	7429-90-5	
Barium	**47.2**	ug/L	10.0	1	05/25/22 15:37	05/27/22 11:23	7440-39-3	
Boron	**7580**	ug/L	100	1	05/25/22 15:37	05/27/22 11:23	7440-42-8	
Calcium	**79400**	ug/L	1000	1	05/25/22 15:37	05/27/22 11:23	7440-70-2	
Iron	ND	ug/L	100	1	05/25/22 15:37	05/27/22 11:23	7439-89-6	
Lithium	**81.9**	ug/L	20.0	1	05/25/22 15:37	05/27/22 11:23	7439-93-2	
Magnesium	**17800**	ug/L	1000	1	05/25/22 15:37	05/27/22 11:23	7439-95-4	
Manganese	**76.1**	ug/L	10.0	1	05/25/22 15:37	05/27/22 11:23	7439-96-5	
Molybdenum	**355**	ug/L	10.0	1	05/25/22 15:37	05/27/22 11:23	7439-98-7	
Potassium	**8740**	ug/L	1000	1	05/25/22 15:37	05/27/22 11:23	7440-09-7	
Silica	**10800**	ug/L	450	1	05/25/22 15:37	05/27/22 11:23	7631-86-9	N2
Sodium	**104000**	ug/L	1000	1	05/25/22 15:37	05/27/22 11:23	7440-23-5	
6010 MET ICP, Dissolved	Analytical Method: EPA 6010 Preparation Method: EPA 3010							
	Pace Analytical Services - Indianapolis							
Manganese, Dissolved	**79.3**	ug/L	10.0	1	05/25/22 15:30	05/27/22 04:23	7439-96-5	
Molybdenum, Dissolved	**351**	ug/L	10.0	1	05/25/22 15:30	05/27/22 04:23	7439-98-7	
6020 MET ICPMS	Analytical Method: EPA 6020 Preparation Method: EPA 200.2							
	Pace Analytical Services - Indianapolis							
Antimony	ND	ug/L	1.0	1	05/21/22 08:15	05/23/22 07:08	7440-36-0	
Arsenic	ND	ug/L	1.0	1	05/21/22 08:15	05/23/22 07:08	7440-38-2	
Cobalt	ND	ug/L	1.0	1	05/21/22 08:15	05/23/22 07:08	7440-48-4	
Selenium	ND	ug/L	1.0	1	05/21/22 08:15	05/23/22 07:08	7782-49-2	
2320B Alkalinity	Analytical Method: SM 2320B							
	Pace Analytical Services - Indianapolis							
Alkalinity, Total as CaCO3	**210**	mg/L	2.0	1		05/21/22 13:35		
Alkalinity,Bicarbonate (CaCO3)	**210**	mg/L	2.0	1		05/21/22 13:35		
Alkalinity,Carbonate (CaCO3)	ND	mg/L	2.0	1		05/21/22 13:35		
2540C Total Dissolved Solids	Analytical Method: SM 2540C							
	Pace Analytical Services - Indianapolis							
Total Dissolved Solids	**610**	mg/L	10.0	1		05/20/22 08:30		
4500H+ pH, Electrometric	Analytical Method: SM 4500-H+B							
	Pace Analytical Services - Indianapolis							
pH at 25 Degrees C	**7.8**	Std. Units	0.10	1		05/21/22 10:43		H3

REPORT OF LABORATORY ANALYSIS

This report shall not be reproduced, except in full,
without the written consent of Pace Analytical Services, LLC.

Pace Analytical Services, LLC
7726 Moller Road
Indianapolis, IN 46268
(317)228-3100

ANALYTICAL RESULTS

Project: Eagle Valley P1R2
Pace Project No.: 50316602

Sample: MW-15I **Lab ID: 50316602002** Collected: 05/16/22 13:00 Received: 05/16/22 15:00 Matrix: Water

Parameters	Results	Units	Report Limit	DF	Prepared	Analyzed	CAS No.	Qual
4500S2D Sulfide Water	Analytical Method: SM 4500-S2-D Pace Analytical Services - Indianapolis							
Sulfide	ND	mg/L	0.10	1		05/23/22 18:58	18496-25-8	
Iron, Ferrous	Analytical Method: HACH 8146 Pace Analytical Services - Indianapolis							
Iron, Ferrous	ND	mg/L	0.20	1		05/25/22 23:09	15438-31-0	H3,N2
353.2 Nitrogen, NO2/NO3 unpres	Analytical Method: EPA 353.2 Pace Analytical Services - Indianapolis							
Nitrogen, Nitrate	**0.14**	mg/L	0.10	1		05/16/22 21:44	14797-55-8	
Nitrogen, Nitrite	ND	mg/L	0.10	1		05/16/22 21:44	14797-65-0	
365.1 Total Phosphorus	Analytical Method: EPA 365.1 Preparation Method: EPA 365.1 Pace Analytical Services - Indianapolis							
Phosphate as P04	ND	mg/L	0.15	1	05/18/22 06:00	05/21/22 11:22		
5310C TOC	Analytical Method: SM 5310C Pace Analytical Services - Indianapolis							
Total Organic Carbon	ND	mg/L	1.0	1		05/26/22 23:46	7440-44-0	
5310C Dissolved Organic Carbon	Analytical Method: SM 5310C Pace Analytical Services - Indianapolis							
Dissolved Organic Carbon	**1.3**	mg/L	1.0	1		05/27/22 04:56		

REPORT OF LABORATORY ANALYSIS

This report shall not be reproduced, except in full,
without the written consent of Pace Analytical Services, LLC.

Pace Analytical Services, LLC
7726 Moller Road
Indianapolis, IN 46268
(317)228-3100

ANALYTICAL RESULTS

Project: Eagle Valley P1R2
Pace Project No.: 50316602

Sample: MW-15D **Lab ID: 50316602003** Collected: 05/16/22 11:35 Received: 05/16/22 15:00 Matrix: Water

Parameters	Results	Units	Report Limit	DF	Prepared	Analyzed	CAS No.	Qual
9056 IC Anions	Analytical Method: EPA 9056							
	Pace Analytical Services - Indianapolis							
Chloride	**111**	mg/L	25.0	100		05/28/22 15:03	16887-00-6	
Fluoride	**0.18**	mg/L	0.10	1		05/27/22 09:20	16984-48-8	
Sulfate	**199**	mg/L	2.5	10		05/27/22 09:37	14808-79-8	
6010 MET ICP	Analytical Method: EPA 6010 Preparation Method: EPA 3010							
	Pace Analytical Services - Indianapolis							
Aluminum	ND	ug/L	200	1	05/25/22 15:37	05/27/22 11:25	7429-90-5	
Barium	**55.4**	ug/L	10.0	1	05/25/22 15:37	05/27/22 11:25	7440-39-3	
Boron	**4870**	ug/L	100	1	05/25/22 15:37	05/27/22 11:25	7440-42-8	
Calcium	**102000**	ug/L	1000	1	05/25/22 15:37	05/27/22 11:25	7440-70-2	
Iron	**151**	ug/L	100	1	05/25/22 15:37	05/27/22 11:25	7439-89-6	
Lithium	**91.3**	ug/L	20.0	1	05/25/22 15:37	05/27/22 11:25	7439-93-2	
Magnesium	**18500**	ug/L	1000	1	05/25/22 15:37	05/27/22 11:25	7439-95-4	
Manganese	**374**	ug/L	10.0	1	05/25/22 15:37	05/27/22 11:25	7439-96-5	
Molybdenum	**208**	ug/L	10.0	1	05/25/22 15:37	05/27/22 11:25	7439-98-7	
Potassium	**7050**	ug/L	1000	1	05/25/22 15:37	05/27/22 11:25	7440-09-7	
Silica	**12400**	ug/L	450	1	05/25/22 15:37	05/27/22 11:25	7631-86-9	N2
Sodium	**101000**	ug/L	1000	1	05/25/22 15:37	05/27/22 11:25	7440-23-5	
6010 MET ICP, Dissolved	Analytical Method: EPA 6010 Preparation Method: EPA 3010							
	Pace Analytical Services - Indianapolis							
Manganese, Dissolved	**374**	ug/L	10.0	1	05/25/22 15:30	05/27/22 04:25	7439-96-5	
Molybdenum, Dissolved	**199**	ug/L	10.0	1	05/25/22 15:30	05/27/22 04:25	7439-98-7	
6020 MET ICPMS	Analytical Method: EPA 6020 Preparation Method: EPA 200.2							
	Pace Analytical Services - Indianapolis							
Antimony	ND	ug/L	1.0	1	05/21/22 08:15	05/23/22 07:12	7440-36-0	
Arsenic	ND	ug/L	1.0	1	05/21/22 08:15	05/23/22 07:12	7440-38-2	
Cobalt	ND	ug/L	1.0	1	05/21/22 08:15	05/23/22 07:12	7440-48-4	
Selenium	ND	ug/L	1.0	1	05/21/22 08:15	05/23/22 07:12	7782-49-2	
2320B Alkalinity	Analytical Method: SM 2320B							
	Pace Analytical Services - Indianapolis							
Alkalinity, Total as CaCO3	**204**	mg/L	2.0	1		05/21/22 13:35		
Alkalinity,Bicarbonate (CaCO3)	**204**	mg/L	2.0	1		05/21/22 13:35		
Alkalinity,Carbonate (CaCO3)	ND	mg/L	2.0	1		05/21/22 13:35		
2540C Total Dissolved Solids	Analytical Method: SM 2540C							
	Pace Analytical Services - Indianapolis							
Total Dissolved Solids	**673**	mg/L	10.0	1		05/20/22 08:30		
4500H+ pH, Electrometric	Analytical Method: SM 4500-H+B							
	Pace Analytical Services - Indianapolis							
pH at 25 Degrees C	**7.6**	Std. Units	0.10	1		05/21/22 10:43		H3

REPORT OF LABORATORY ANALYSIS

This report shall not be reproduced, except in full,
without the written consent of Pace Analytical Services, LLC.

Pace Analytical Services, LLC
7726 Moller Road
Indianapolis, IN 46268
(317)228-3100

ANALYTICAL RESULTS

Project: Eagle Valley P1R2
Pace Project No.: 50316602

Sample: MW-15D **Lab ID: 50316602003** Collected: 05/16/22 11:35 Received: 05/16/22 15:00 Matrix: Water

Parameters	Results	Units	Report Limit	DF	Prepared	Analyzed	CAS No.	Qual
4500S2D Sulfide Water	Analytical Method: SM 4500-S2-D Pace Analytical Services - Indianapolis							
Sulfide	ND	mg/L	0.10	1		05/23/22 18:58	18496-25-8	
Iron, Ferrous	Analytical Method: HACH 8146 Pace Analytical Services - Indianapolis							
Iron, Ferrous	ND	mg/L	0.20	1		05/25/22 22:51	15438-31-0	H3,N2
353.2 Nitrogen, NO2/NO3 unpres	Analytical Method: EPA 353.2 Pace Analytical Services - Indianapolis							
Nitrogen, Nitrate	ND	mg/L	0.10	1		05/16/22 21:15	14797-55-8	
Nitrogen, Nitrite	ND	mg/L	0.10	1		05/16/22 21:15	14797-65-0	
365.1 Total Phosphorus	Analytical Method: EPA 365.1 Preparation Method: EPA 365.1 Pace Analytical Services - Indianapolis							
Phosphate as P04	ND	mg/L	0.15	1	05/18/22 06:00	05/21/22 11:23		
5310C TOC	Analytical Method: SM 5310C Pace Analytical Services - Indianapolis							
Total Organic Carbon	ND	mg/L	1.0	1		05/27/22 00:11	7440-44-0	
5310C Dissolved Organic Carbon	Analytical Method: SM 5310C Pace Analytical Services - Indianapolis							
Dissolved Organic Carbon	**1.5**	mg/L	1.0	1		05/27/22 05:28		

REPORT OF LABORATORY ANALYSIS

This report shall not be reproduced, except in full,
without the written consent of Pace Analytical Services, LLC.

Pace Analytical Services, LLC
7726 Moller Road
Indianapolis, IN 46268
(317)228-3100

ANALYTICAL RESULTS

Project: Eagle Valley P1R2
Pace Project No.: 50316602

Sample: FIELD BLANK 2 **Lab ID: 50316602004** Collected: 05/16/22 11:40 Received: 05/16/22 15:00 Matrix: Water

Parameters	Results	Units	Report Limit	DF	Prepared	Analyzed	CAS No.	Qual
9056 IC Anions	Analytical Method: EPA 9056							
	Pace Analytical Services - Indianapolis							
Chloride	ND	mg/L	0.25	1		05/27/22 09:54	16887-00-6	
Fluoride	ND	mg/L	0.10	1		05/27/22 09:54	16984-48-8	
Sulfate	ND	mg/L	0.25	1		05/27/22 09:54	14808-79-8	
6010 MET ICP	Analytical Method: EPA 6010 Preparation Method: EPA 3010							
	Pace Analytical Services - Indianapolis							
Aluminum	ND	ug/L	200	1	05/25/22 15:37	05/27/22 11:27	7429-90-5	
Barium	ND	ug/L	10.0	1	05/25/22 15:37	05/27/22 11:27	7440-39-3	
Boron	ND	ug/L	100	1	05/25/22 15:37	05/27/22 11:27	7440-42-8	
Calcium	ND	ug/L	1000	1	05/25/22 15:37	05/27/22 11:27	7440-70-2	
Iron	ND	ug/L	100	1	05/25/22 15:37	05/27/22 11:27	7439-89-6	
Lithium	ND	ug/L	20.0	1	05/25/22 15:37	05/27/22 11:27	7439-93-2	
Magnesium	ND	ug/L	1000	1	05/25/22 15:37	05/27/22 11:27	7439-95-4	
Manganese	ND	ug/L	10.0	1	05/25/22 15:37	05/27/22 11:27	7439-96-5	
Molybdenum	ND	ug/L	10.0	1	05/25/22 15:37	05/27/22 11:27	7439-98-7	
Potassium	ND	ug/L	1000	1	05/25/22 15:37	05/27/22 11:27	7440-09-7	
Silica	ND	ug/L	450	1	05/25/22 15:37	05/27/22 11:27	7631-86-9	N2
Sodium	ND	ug/L	1000	1	05/25/22 15:37	05/27/22 11:27	7440-23-5	
6020 MET ICPMS	Analytical Method: EPA 6020 Preparation Method: EPA 200.2							
	Pace Analytical Services - Indianapolis							
Antimony	ND	ug/L	1.0	1	05/21/22 08:15	05/23/22 07:17	7440-36-0	
Arsenic	ND	ug/L	1.0	1	05/21/22 08:15	05/23/22 07:17	7440-38-2	
Cobalt	ND	ug/L	1.0	1	05/21/22 08:15	05/23/22 07:17	7440-48-4	
Selenium	ND	ug/L	1.0	1	05/21/22 08:15	05/23/22 07:17	7782-49-2	
2320B Alkalinity	Analytical Method: SM 2320B							
	Pace Analytical Services - Indianapolis							
Alkalinity, Total as CaCO3	**12.2**	mg/L	2.0	1		05/21/22 13:35		
Alkalinity,Bicarbonate (CaCO3)	**12.2**	mg/L	2.0	1		05/21/22 13:35		
Alkalinity,Carbonate (CaCO3)	ND	mg/L	2.0	1		05/21/22 13:35		
2540C Total Dissolved Solids	Analytical Method: SM 2540C							
	Pace Analytical Services - Indianapolis							
Total Dissolved Solids	ND	mg/L	10.0	1		05/20/22 08:31		PL
4500H+ pH, Electrometric	Analytical Method: SM 4500-H+B							
	Pace Analytical Services - Indianapolis							
pH at 25 Degrees C	**5.7**	Std. Units	0.10	1		05/21/22 10:45		H3
4500S2D Sulfide Water	Analytical Method: SM 4500-S2-D							
	Pace Analytical Services - Indianapolis							
Sulfide	ND	mg/L	0.10	1		05/23/22 18:58	18496-25-8	

REPORT OF LABORATORY ANALYSIS

This report shall not be reproduced, except in full,
without the written consent of Pace Analytical Services, LLC.

Pace Analytical Services, LLC
7726 Moller Road
Indianapolis, IN 46268
(317)228-3100

ANALYTICAL RESULTS

Project: Eagle Valley P1R2
Pace Project No.: 50316602

Sample: FIELD BLANK 2 **Lab ID: 50316602004** Collected: 05/16/22 11:40 Received: 05/16/22 15:00 Matrix: Water

Parameters	Results	Units	Report Limit	DF	Prepared	Analyzed	CAS No.	Qual
Iron, Ferrous	Analytical Method: HACH 8146 Pace Analytical Services - Indianapolis							
Iron, Ferrous	ND	mg/L	0.20	1		05/25/22 22:51	15438-31-0	H3,N2
353.2 Nitrogen, NO2/NO3 unpres	Analytical Method: EPA 353.2 Pace Analytical Services - Indianapolis							
Nitrogen, Nitrate	ND	mg/L	0.10	1		05/16/22 21:16	14797-55-8	
Nitrogen, Nitrite	ND	mg/L	0.10	1		05/16/22 21:16	14797-65-0	
365.1 Total Phosphorus	Analytical Method: EPA 365.1 Preparation Method: EPA 365.1 Pace Analytical Services - Indianapolis							
Phosphate as P04	ND	mg/L	0.15	1	05/18/22 06:00	05/21/22 11:23		
5310C TOC	Analytical Method: SM 5310C Pace Analytical Services - Indianapolis							
Total Organic Carbon	ND	mg/L	1.0	1		05/27/22 00:30	7440-44-0	

This report shall not be reproduced, except in full,
without the written consent of Pace Analytical Services, LLC.

Pace Analytical Services, LLC
7726 Moller Road
Indianapolis, IN 46268
(317)228-3100

QUALITY CONTROL DATA

Project: Eagle Valley P1R2
Pace Project No.: 50316602

QC Batch: 678197
QC Batch Method: EPA 9056
Analysis Method: EPA 9056
Analysis Description: 9056 IC Anions
Laboratory: Pace Analytical Services - Indianapolis
Associated Lab Samples: 50316602001, 50316602002, 50316602003, 50316602004

METHOD BLANK: 3122423 Matrix: Water
Associated Lab Samples: 50316602001, 50316602002, 50316602003, 50316602004

Parameter	Units	Blank Result	Reporting Limit	Analyzed	Qualifiers
Chloride	mg/L	ND	0.25	05/28/22 13:55	
Fluoride	mg/L	ND	0.10	05/28/22 13:55	
Sulfate	mg/L	ND	0.25	05/28/22 13:55	

LABORATORY CONTROL SAMPLE: 3122424

Parameter	Units	Spike Conc.	LCS Result	LCS % Rec	% Rec Limits	Qualifiers
Chloride	mg/L	1.2	1.1	91	80-120	
Fluoride	mg/L	0.5	0.48	97	80-120	
Sulfate	mg/L	2.5	2.5	98	80-120	

MATRIX SPIKE & MATRIX SPIKE DUPLICATE: 3122425 3122426

Parameter	Units	50316561007 Result	MS Spike Conc.	MSD Spike Conc.	MS Result	MSD Result	MS % Rec	MSD % Rec	% Rec Limits	RPD	Max RPD	Qual
Chloride	mg/L	48.0	12.5	12.5	59.5	57.5	92	77	80-120	3	15	M0
Fluoride	mg/L	ND	0.5	0.5	0.53	0.52	93	92	80-120	1	15	
Sulfate	mg/L	1760	250	250	1880	1840	49	30	80-120	2	15	M0

Results presented on this page are in the units indicated by the "Units" column except where an alternate unit is presented to the right of the result.

REPORT OF LABORATORY ANALYSIS

This report shall not be reproduced, except in full,
without the written consent of Pace Analytical Services, LLC.

Pace Analytical Services, LLC
7726 Moller Road
Indianapolis, IN 46268
(317)228-3100

QUALITY CONTROL DATA

Project: Eagle Valley P1R2
Pace Project No.: 50316602

QC Batch: 677592
QC Batch Method: EPA 3010
Analysis Method: EPA 6010
Analysis Description: 6010 MET
Laboratory: Pace Analytical Services - Indianapolis
Associated Lab Samples: 50316602001, 50316602002, 50316602003, 50316602004

METHOD BLANK: 3120381 Matrix: Water
Associated Lab Samples: 50316602001, 50316602002, 50316602003, 50316602004

Parameter	Units	Blank Result	Reporting Limit	Analyzed	Qualifiers
Aluminum	ug/L	ND	200	05/27/22 11:02	
Barium	ug/L	ND	10.0	05/27/22 11:02	
Boron	ug/L	ND	100	05/27/22 11:02	
Calcium	ug/L	ND	1000	05/27/22 11:02	
Iron	ug/L	ND	100	05/27/22 11:02	
Lithium	ug/L	ND	20.0	05/27/22 11:02	
Magnesium	ug/L	ND	1000	05/27/22 11:02	
Manganese	ug/L	ND	10.0	05/27/22 11:02	
Molybdenum	ug/L	ND	10.0	05/27/22 11:02	
Potassium	ug/L	ND	1000	05/27/22 11:02	
Silica	ug/L	ND	450	05/27/22 11:02	N2
Sodium	ug/L	ND	1000	05/27/22 11:02	

LABORATORY CONTROL SAMPLE: 3120382

Parameter	Units	Spike Conc.	LCS Result	LCS % Rec	% Rec Limits	Qualifiers
Aluminum	ug/L	10000	9700	97	80-120	
Barium	ug/L	1000	976	98	80-120	
Boron	ug/L	1000	994	99	80-120	
Calcium	ug/L	10000	9920	99	80-120	
Iron	ug/L	10000	9440	94	80-120	
Lithium	ug/L	1000	995	100	80-120	
Magnesium	ug/L	10000	9290	93	80-120	
Manganese	ug/L	1000	940	94	80-120	
Molybdenum	ug/L	1000	1010	101	80-120	
Potassium	ug/L	10000	9380	94	80-120	
Silica	ug/L	10700	10300	97	80-120	N2
Sodium	ug/L	10000	9650	96	80-120	

MATRIX SPIKE & MATRIX SPIKE DUPLICATE: 3120383 3120384

Parameter	Units	50316700001 Result	MS Spike Conc.	MSD Spike Conc.	MS Result	MSD Result	MS % Rec	MSD % Rec	% Rec Limits	RPD	Max RPD	Qual
Aluminum	ug/L	ND	10000	10000	9990	10400	99	102	75-125	4	20	
Barium	ug/L	39.6	1000	1000	1010	1050	97	101	75-125	4	20	
Boron	ug/L	136	1000	1000	1050	1090	91	95	75-125	4	20	
Calcium	ug/L	85700	10000	10000	91700	96100	59	103	75-125	5	20	P6

Results presented on this page are in the units indicated by the "Units" column except where an alternate unit is presented to the right of the result.

REPORT OF LABORATORY ANALYSIS

This report shall not be reproduced, except in full,
without the written consent of Pace Analytical Services, LLC.

Pace Analytical Services, LLC
7726 Moller Road
Indianapolis, IN 46268
(317)228-3100

QUALITY CONTROL DATA

Project: Eagle Valley P1R2
Pace Project No.: 50316602

MATRIX SPIKE & MATRIX SPIKE DUPLICATE: 3120383 3120384

Parameter	Units	50316700001 Result	MS Spike Conc.	MSD Spike Conc.	MS Result	MSD Result	MS % Rec	MSD % Rec	% Rec Limits	RPD	Max RPD	Qual
Iron	ug/L	366	10000	10000	9690	10100	93	98	75-125	4	20	
Lithium	ug/L	ND	1000	1000	1030	1070	103	106	75-125	3	20	
Magnesium	ug/L	25400	10000	10000	33600	35200	82	98	75-125	4	20	
Manganese	ug/L	48.4	1000	1000	975	1020	93	97	75-125	4	20	
Molybdenum	ug/L	ND	1000	1000	1010	1050	101	104	75-125	3	20	
Potassium	ug/L	2600	10000	10000	12200	12600	96	100	75-125	3	20	
Silica	ug/L	18200	10700	10700	28200	29100	93	102	75-125	3	20	N2
Sodium	ug/L	8810	10000	10000	18300	19000	95	102	75-125	4	20	

Results presented on this page are in the units indicated by the "Units" column except where an alternate unit is presented to the right of the result.

REPORT OF LABORATORY ANALYSIS

This report shall not be reproduced, except in full,
without the written consent of Pace Analytical Services, LLC.

Pace Analytical Services, LLC
7726 Moller Road
Indianapolis, IN 46268
(317)228-3100

QUALITY CONTROL DATA

Project: Eagle Valley P1R2
Pace Project No.: 50316602

QC Batch: 677439
QC Batch Method: EPA 3010
Analysis Method: EPA 6010
Analysis Description: 6010 MET Dissolved
Laboratory: Pace Analytical Services - Indianapolis
Associated Lab Samples: 50316602001, 50316602002, 50316602003

METHOD BLANK: 3119333 Matrix: Water
Associated Lab Samples: 50316602001, 50316602002, 50316602003

Parameter	Units	Blank Result	Reporting Limit	Analyzed	Qualifiers
Manganese, Dissolved	ug/L	ND	10.0	05/27/22 04:06	
Molybdenum, Dissolved	ug/L	ND	10.0	05/27/22 04:06	

LABORATORY CONTROL SAMPLE: 3119334

Parameter	Units	Spike Conc.	LCS Result	LCS % Rec	% Rec Limits	Qualifiers
Manganese, Dissolved	ug/L	1000	999	100	80-120	
Molybdenum, Dissolved	ug/L	1000	1040	104	80-120	

MATRIX SPIKE & MATRIX SPIKE DUPLICATE: 3119335 3119336

Parameter	Units	50316511002 Result	MS Spike Conc.	MSD Spike Conc.	MS Result	MSD Result	MS % Rec	MSD % Rec	% Rec Limits	RPD	Max RPD	Qual
Manganese, Dissolved	ug/L	232	1000	1000	1210	1240	98	101	75-125	2	20	
Molybdenum, Dissolved	ug/L	150	1000	1000	1190	1220	104	107	75-125	3	20	

Results presented on this page are in the units indicated by the "Units" column except where an alternate unit is presented to the right of the result.

REPORT OF LABORATORY ANALYSIS

This report shall not be reproduced, except in full,
without the written consent of Pace Analytical Services, LLC.

Pace Analytical Services, LLC
7726 Moller Road
Indianapolis, IN 46268
(317)228-3100

QUALITY CONTROL DATA

Project: Eagle Valley P1R2
Pace Project No.: 50316602

QC Batch: 677331
QC Batch Method: EPA 200.2
Analysis Method: EPA 6020
Analysis Description: 6020 MET
Laboratory: Pace Analytical Services - Indianapolis
Associated Lab Samples: 50316602001, 50316602002, 50316602003, 50316602004

METHOD BLANK: 3118707 Matrix: Water
Associated Lab Samples: 50316602001, 50316602002, 50316602003, 50316602004

Parameter	Units	Blank Result	Reporting Limit	Analyzed	Qualifiers
Antimony	ug/L	ND	1.0	05/23/22 04:26	
Arsenic	ug/L	ND	1.0	05/23/22 04:26	
Cobalt	ug/L	ND	1.0	05/23/22 04:26	
Selenium	ug/L	ND	1.0	05/23/22 04:26	

LABORATORY CONTROL SAMPLE: 3118708

Parameter	Units	Spike Conc.	LCS Result	LCS % Rec	% Rec Limits	Qualifiers
Antimony	ug/L	40	42.8	107	80-120	
Arsenic	ug/L	40	39.2	98	80-120	
Cobalt	ug/L	40	40.7	102	80-120	
Selenium	ug/L	40	38.2	95	80-120	

MATRIX SPIKE & MATRIX SPIKE DUPLICATE: 3118709 3118710

Parameter	Units	50316689001 Result	MS Spike Conc.	MSD Spike Conc.	MS Result	MSD Result	MS % Rec	MSD % Rec	% Rec Limits	RPD	Max RPD	Qual
Antimony	ug/L	<1.0	40	40	43.2	43.3	108	108	75-125	0	20	
Arsenic	ug/L	<1.0	40	40	40.7	40.0	100	99	75-125	2	20	
Cobalt	ug/L	<1.0	40	40	39.5	39.1	99	98	75-125	1	20	
Selenium	ug/L	<1.0	40	40	40.0	39.9	99	99	75-125	0	20	

Results presented on this page are in the units indicated by the "Units" column except where an alternate unit is presented to the right of the result.

REPORT OF LABORATORY ANALYSIS

This report shall not be reproduced, except in full,
without the written consent of Pace Analytical Services, LLC.

Pace Analytical Services, LLC
7726 Moller Road
Indianapolis, IN 46268
(317)228-3100

QUALITY CONTROL DATA

Project: Eagle Valley P1R2
Pace Project No.: 50316602

QC Batch: 677430 | Analysis Method: SM 2320B
QC Batch Method: SM 2320B | Analysis Description: 2320B Alkalinity
Laboratory: Pace Analytical Services - Indianapolis
Associated Lab Samples: 50316602001, 50316602002, 50316602003, 50316602004

METHOD BLANK: 3119272 Matrix: Water
Associated Lab Samples: 50316602001, 50316602002, 50316602003, 50316602004

Parameter	Units	Blank Result	Reporting Limit	Analyzed	Qualifiers
Alkalinity, Total as CaCO3	mg/L	ND	2.0	05/21/22 13:35	
Alkalinity,Bicarbonate (CaCO3)	mg/L	ND	2.0	05/21/22 13:35	
Alkalinity,Carbonate (CaCO3)	mg/L	ND	2.0	05/21/22 13:35	

LABORATORY CONTROL SAMPLE: 3119273

Parameter	Units	Spike Conc.	LCS Result	LCS % Rec	% Rec Limits	Qualifiers
Alkalinity, Total as CaCO3	mg/L	50	52.4	105	90-110	

SAMPLE DUPLICATE: 3119274

Parameter	Units	50316511002 Result	Dup Result	RPD	Max RPD	Qualifiers
Alkalinity, Total as CaCO3	mg/L	260	264	1	20	
Alkalinity,Bicarbonate (CaCO3)	mg/L	260	264	1	20	
Alkalinity,Carbonate (CaCO3)	mg/L	ND	ND		20	

SAMPLE DUPLICATE: 3119275

Parameter	Units	50316601001 Result	Dup Result	RPD	Max RPD	Qualifiers
Alkalinity, Total as CaCO3	mg/L	339	348	2	20	
Alkalinity,Bicarbonate (CaCO3)	mg/L	339	348	2	20	
Alkalinity,Carbonate (CaCO3)	mg/L	ND	ND		20	

Results presented on this page are in the units indicated by the "Units" column except where an alternate unit is presented to the right of the result.

REPORT OF LABORATORY ANALYSIS

This report shall not be reproduced, except in full,
without the written consent of Pace Analytical Services, LLC.

Pace Analytical Services, LLC
7726 Moller Road
Indianapolis, IN 46268
(317)228-3100

QUALITY CONTROL DATA

Project: Eagle Valley P1R2
Pace Project No.: 50316602

QC Batch: 677259
QC Batch Method: SM 2540C
Analysis Method: SM 2540C
Analysis Description: 2540C Total Dissolved Solids
Laboratory: Pace Analytical Services - Indianapolis
Associated Lab Samples: 50316602001, 50316602002, 50316602003, 50316602004

METHOD BLANK: 3118384 Matrix: Water
Associated Lab Samples: 50316602001, 50316602002, 50316602003, 50316602004

Parameter	Units	Blank Result	Reporting Limit	Analyzed	Qualifiers
Total Dissolved Solids	mg/L	ND	10.0	05/20/22 08:24	

LABORATORY CONTROL SAMPLE: 3118385

Parameter	Units	Spike Conc.	LCS Result	LCS % Rec	% Rec Limits	Qualifiers
Total Dissolved Solids	mg/L	300	288	96	80-120	

SAMPLE DUPLICATE: 3118386

Parameter	Units	50316593001 Result	Dup Result	RPD	Max RPD	Qualifiers
Total Dissolved Solids	mg/L	509	432	16	10	R1

SAMPLE DUPLICATE: 3118387

Parameter	Units	50316595006 Result	Dup Result	RPD	Max RPD	Qualifiers
Total Dissolved Solids	mg/L	874	962	10	10	

Results presented on this page are in the units indicated by the "Units" column except where an alternate unit is presented to the right of the result.

REPORT OF LABORATORY ANALYSIS

This report shall not be reproduced, except in full,
without the written consent of Pace Analytical Services, LLC.

Pace Analytical Services, LLC
7726 Moller Road
Indianapolis, IN 46268
(317)228-3100

QUALITY CONTROL DATA

Project: Eagle Valley P1R2
Pace Project No.: 50316602

QC Batch: 677536
QC Batch Method: SM 4500-H+B
Analysis Method: SM 4500-H+B
Analysis Description: 4500H+B pH
Laboratory: Pace Analytical Services - Indianapolis
Associated Lab Samples: 50316602001, 50316602002, 50316602003, 50316602004

SAMPLE DUPLICATE: 3120118

Parameter	Units	50316595006 Result	Dup Result	RPD	Max RPD	Qualifiers
pH at 25 Degrees C	Std. Units	6.7	6.7	0	2	H3

SAMPLE DUPLICATE: 3120119

Parameter	Units	50316700001 Result	Dup Result	RPD	Max RPD	Qualifiers
pH at 25 Degrees C	Std. Units	7.5	7.6	2	2	H3

Results presented on this page are in the units indicated by the "Units" column except where an alternate unit is presented to the right of the result.

REPORT OF LABORATORY ANALYSIS

This report shall not be reproduced, except in full,
without the written consent of Pace Analytical Services, LLC.

Pace Analytical Services, LLC
7726 Moller Road
Indianapolis, IN 46268
(317)228-3100

QUALITY CONTROL DATA

Project: Eagle Valley P1R2
Pace Project No.: 50316602

QC Batch: 677852
QC Batch Method: SM 4500-S2-D
Analysis Method: SM 4500-S2-D
Analysis Description: 4500S2D Sulfide Water
Laboratory: Pace Analytical Services - Indianapolis
Associated Lab Samples: 50316602001, 50316602002, 50316602003, 50316602004

METHOD BLANK: 3121045 Matrix: Water
Associated Lab Samples: 50316602001, 50316602002, 50316602003, 50316602004

Parameter	Units	Blank Result	Reporting Limit	Analyzed	Qualifiers
Sulfide	mg/L	ND	0.10	05/23/22 18:58	

LABORATORY CONTROL SAMPLE: 3121046

Parameter	Units	Spike Conc.	LCS Result	LCS % Rec	% Rec Limits	Qualifiers
Sulfide	mg/L	0.5	0.50	99	90-110	

MATRIX SPIKE & MATRIX SPIKE DUPLICATE: 3121047 3121048

Parameter	Units	50316593001 Result	MS Spike Conc.	MSD Spike Conc.	MS Result	MSD Result	MS % Rec	MSD % Rec	% Rec Limits	RPD	Max RPD	Qual
Sulfide	mg/L	ND	0.5	0.5	0.48	0.48	97	96	90-110	1	20	

MATRIX SPIKE & MATRIX SPIKE DUPLICATE: 3121049 3121050

Parameter	Units	50316595006 Result	MS Spike Conc.	MSD Spike Conc.	MS Result	MSD Result	MS % Rec	MSD % Rec	% Rec Limits	RPD	Max RPD	Qual
Sulfide	mg/L	ND	0.5	0.5	0.38	0.38	73	73	90-110	1	20	M3

Results presented on this page are in the units indicated by the "Units" column except where an alternate unit is presented to the right of the result.

REPORT OF LABORATORY ANALYSIS

This report shall not be reproduced, except in full,
without the written consent of Pace Analytical Services, LLC.

Pace Analytical Services, LLC
7726 Moller Road
Indianapolis, IN 46268
(317)228-3100

QUALITY CONTROL DATA

Project: Eagle Valley P1R2
Pace Project No.: 50316602

QC Batch: 678397
QC Batch Method: HACH 8146
Analysis Method: HACH 8146
Analysis Description: Iron, Ferrous
Laboratory: Pace Analytical Services - Indianapolis
Associated Lab Samples: 50316602003, 50316602004

METHOD BLANK: 3123112 Matrix: Water
Associated Lab Samples: 50316602003, 50316602004

Parameter	Units	Blank Result	Reporting Limit	Analyzed	Qualifiers
Iron, Ferrous	mg/L	ND	0.20	05/25/22 22:41	H3,N2

LABORATORY CONTROL SAMPLE: 3123113

Parameter	Units	Spike Conc.	LCS Result	LCS % Rec	% Rec Limits	Qualifiers
Iron, Ferrous	mg/L	1	1.0	102	90-110	H3,N2

MATRIX SPIKE & MATRIX SPIKE DUPLICATE: 3123114 3123115

Parameter	Units	50316507001 Result	MS Spike Conc.	MSD Spike Conc.	MS Result	MSD Result	MS % Rec	MSD % Rec	% Rec Limits	RPD	Max RPD	Qual
Iron, Ferrous	mg/L	ND	1	1	0.97	0.96	97	96	90-110	1	20	H3,N2

MATRIX SPIKE & MATRIX SPIKE DUPLICATE: 3123116 3123117

Parameter	Units	50316511002 Result	MS Spike Conc.	MSD Spike Conc.	MS Result	MSD Result	MS % Rec	MSD % Rec	% Rec Limits	RPD	Max RPD	Qual
Iron, Ferrous	mg/L	ND	1	1	0.98	0.99	98	99	90-110	1	20	H3,N2

Results presented on this page are in the units indicated by the "Units" column except where an alternate unit is presented to the right of the result.

REPORT OF LABORATORY ANALYSIS

This report shall not be reproduced, except in full,
without the written consent of Pace Analytical Services, LLC.

Pace Analytical Services, LLC
7726 Moller Road
Indianapolis, IN 46268
(317)228-3100

QUALITY CONTROL DATA

Project: Eagle Valley P1R2
Pace Project No.: 50316602

QC Batch: 678400
QC Batch Method: HACH 8146
Analysis Method: HACH 8146
Analysis Description: Iron, Ferrous
Laboratory: Pace Analytical Services - Indianapolis
Associated Lab Samples: 50316602001, 50316602002

METHOD BLANK: 3123122 Matrix: Water
Associated Lab Samples: 50316602001, 50316602002

Parameter	Units	Blank Result	Reporting Limit	Analyzed	Qualifiers
Iron, Ferrous	mg/L	ND	0.20	05/25/22 23:08	H3,N2

LABORATORY CONTROL SAMPLE: 3123123

Parameter	Units	Spike Conc.	LCS Result	LCS % Rec	% Rec Limits	Qualifiers
Iron, Ferrous	mg/L	1	0.99	99	90-110	H3,N2

MATRIX SPIKE & MATRIX SPIKE DUPLICATE: 3123124 3123125

Parameter	Units	50316700001 Result	MS Spike Conc.	MSD Spike Conc.	MS Result	MSD Result	MS % Rec	MSD % Rec	% Rec Limits	RPD	Max RPD	Qual
Iron, Ferrous	mg/L	ND	1	1	0.99	1.0	99	100	90-110	1	20	H3,N2

MATRIX SPIKE & MATRIX SPIKE DUPLICATE: 3123126 3123127

Parameter	Units	50317002002 Result	MS Spike Conc.	MSD Spike Conc.	MS Result	MSD Result	MS % Rec	MSD % Rec	% Rec Limits	RPD	Max RPD	Qual
Iron, Ferrous	mg/L	ND	1	1	0.98	1.0	98	100	90-110	2	20	H3,N2

Results presented on this page are in the units indicated by the "Units" column except where an alternate unit is presented to the right of the result.

REPORT OF LABORATORY ANALYSIS

This report shall not be reproduced, except in full,
without the written consent of Pace Analytical Services, LLC.

Pace Analytical Services, LLC
7726 Moller Road
Indianapolis, IN 46268
(317)228-3100

QUALITY CONTROL DATA

Project: Eagle Valley P1R2
Pace Project No.: 50316602

QC Batch: 676528
QC Batch Method: EPA 353.2
Analysis Method: EPA 353.2
Analysis Description: 353.2 Nitrate + Nitrite, Unpres.
Laboratory: Pace Analytical Services - Indianapolis
Associated Lab Samples: 50316602001, 50316602002, 50316602003, 50316602004

METHOD BLANK: 3114990 Matrix: Water
Associated Lab Samples: 50316602001, 50316602002, 50316602003, 50316602004

Parameter	Units	Blank Result	Reporting Limit	Analyzed	Qualifiers
Nitrogen, Nitrate	mg/L	ND	0.10	05/16/22 20:47	
Nitrogen, Nitrite	mg/L	ND	0.10	05/16/22 20:47	

LABORATORY CONTROL SAMPLE: 3114991

Parameter	Units	Spike Conc.	LCS Result	LCS % Rec	% Rec Limits	Qualifiers
Nitrogen, Nitrate	mg/L	1	1.1	106	90-110	
Nitrogen, Nitrite	mg/L	1	1.0	105	90-110	

MATRIX SPIKE & MATRIX SPIKE DUPLICATE: 3114992 3114993

Parameter	Units	50316560005 Result	MS Spike Conc.	MSD Spike Conc.	MS Result	MSD Result	MS % Rec	MSD % Rec	% Rec Limits	RPD	Max RPD	Qual
Nitrogen, Nitrate	mg/L	15.2	10	10	24.8	24.8	96	96	90-110	0	20	
Nitrogen, Nitrite	mg/L	ND	10	10	10.1	10.0	101	100	90-110	0	20	

MATRIX SPIKE SAMPLE: 3114994

Parameter	Units	50316602002 Result	Spike Conc.	MS Result	MS % Rec	% Rec Limits	Qualifiers
Nitrogen, Nitrate	mg/L	0.14	1	1.2	104	90-110	
Nitrogen, Nitrite	mg/L	ND	1	1.0	103	90-110	

Results presented on this page are in the units indicated by the "Units" column except where an alternate unit is presented to the right of the result.

REPORT OF LABORATORY ANALYSIS

This report shall not be reproduced, except in full,
without the written consent of Pace Analytical Services, LLC.

Pace Analytical Services, LLC
7726 Moller Road
Indianapolis, IN 46268
(317)228-3100

QUALITY CONTROL DATA

Project: Eagle Valley P1R2
Pace Project No.: 50316602

QC Batch: 676783
QC Batch Method: EPA 365.1
Analysis Method: EPA 365.1
Analysis Description: 365.1 Total Phosphorus
Laboratory: Pace Analytical Services - Indianapolis
Associated Lab Samples: 50316602001, 50316602002, 50316602003, 50316602004

METHOD BLANK: 3115975 Matrix: Water
Associated Lab Samples: 50316602001, 50316602002, 50316602003, 50316602004

Parameter	Units	Blank Result	Reporting Limit	Analyzed	Qualifiers
Phosphate as P04	mg/L	ND	0.15	05/21/22 11:16	

LABORATORY CONTROL SAMPLE: 3115976

Parameter	Units	Spike Conc.	LCS Result	LCS % Rec	% Rec Limits	Qualifiers
Phosphate as P04	mg/L		1.4			

MATRIX SPIKE & MATRIX SPIKE DUPLICATE: 3115977 3115978

Parameter	Units	50316595006 Result	MS Spike Conc.	MSD Spike Conc.	MS Result	MSD Result	MS % Rec	MSD % Rec	% Rec Limits	RPD	Max RPD	Qual
Phosphate as P04	mg/L	3.2			4.8	4.8				1		

Results presented on this page are in the units indicated by the "Units" column except where an alternate unit is presented to the right of the result.

REPORT OF LABORATORY ANALYSIS

This report shall not be reproduced, except in full,
without the written consent of Pace Analytical Services, LLC.

Pace Analytical Services, LLC
7726 Moller Road
Indianapolis, IN 46268
(317)228-3100

QUALITY CONTROL DATA

Project: Eagle Valley P1R2
Pace Project No.: 50316602

QC Batch: 678554 | Analysis Method: SM 5310C
QC Batch Method: SM 5310C | Analysis Description: 5310C Total Organic Carbon
Laboratory: Pace Analytical Services - Indianapolis
Associated Lab Samples: 50316602002, 50316602003, 50316602004

METHOD BLANK: 3123812 Matrix: Water
Associated Lab Samples: 50316602002, 50316602003, 50316602004

Parameter	Units	Blank Result	Reporting Limit	Analyzed	Qualifiers
Total Organic Carbon	mg/L	ND	1.0	05/26/22 23:00	

LABORATORY CONTROL SAMPLE: 3123813

Parameter	Units	Spike Conc.	LCS Result	LCS % Rec	% Rec Limits	Qualifiers
Total Organic Carbon	mg/L	10	9.6	96	90-110	

MATRIX SPIKE & MATRIX SPIKE DUPLICATE: 3123814 3123815

Parameter	Units	50316700001 Result	MS Spike Conc.	MSD Spike Conc.	MS Result	MSD Result	MS % Rec	MSD % Rec	% Rec Limits	RPD	Max RPD	Qual
Total Organic Carbon	mg/L	ND	10	10	10.1	10.1	95	95	80-120	0	20	

MATRIX SPIKE SAMPLE: 3123816

Parameter	Units	50316617004 Result	Spike Conc.	MS Result	MS % Rec	% Rec Limits	Qualifiers
Total Organic Carbon	mg/L	1.3	10	10.8	95	80-120	

Results presented on this page are in the units indicated by the "Units" column except where an alternate unit is presented to the right of the result.

REPORT OF LABORATORY ANALYSIS

This report shall not be reproduced, except in full,
without the written consent of Pace Analytical Services, LLC.

Pace Analytical Services, LLC
7726 Moller Road
Indianapolis, IN 46268
(317)228-3100

QUALITY CONTROL DATA

Project: Eagle Valley P1R2
Pace Project No.: 50316602

QC Batch: 678548
QC Batch Method: SM 5310C
Analysis Method: SM 5310C
Analysis Description: 5310C Dissolved Organic Carbon
Laboratory: Pace Analytical Services - Indianapolis
Associated Lab Samples: 50316602001, 50316602002

METHOD BLANK: 3123783 Matrix: Water
Associated Lab Samples: 50316602001, 50316602002

Parameter	Units	Blank Result	Reporting Limit	Analyzed	Qualifiers
Dissolved Organic Carbon	mg/L	ND	1.0	05/26/22 23:16	

LABORATORY CONTROL SAMPLE: 3123784

Parameter	Units	Spike Conc.	LCS Result	LCS % Rec	% Rec Limits	Qualifiers
Dissolved Organic Carbon	mg/L	10	9.9	99	90-110	

MATRIX SPIKE & MATRIX SPIKE DUPLICATE: 3123785 3123786

Parameter	Units	50316593001 Result	MS Spike Conc.	MSD Spike Conc.	MS Result	MSD Result	MS % Rec	MSD % Rec	% Rec Limits	RPD	Max RPD	Qual
Dissolved Organic Carbon	mg/L	0.65J	10	10	10.4	10.5	98	99	80-120	1	20	

MATRIX SPIKE & MATRIX SPIKE DUPLICATE: 3123787 3123788

Parameter	Units	50316595006 Result	MS Spike Conc.	MSD Spike Conc.	MS Result	MSD Result	MS % Rec	MSD % Rec	% Rec Limits	RPD	Max RPD	Qual
Dissolved Organic Carbon	mg/L	10.1	20	20	30.0	29.7	99	98	80-120	1	20	

Results presented on this page are in the units indicated by the "Units" column except where an alternate unit is presented to the right of the result.

REPORT OF LABORATORY ANALYSIS

This report shall not be reproduced, except in full,
without the written consent of Pace Analytical Services, LLC.

Pace Analytical Services, LLC
7726 Moller Road
Indianapolis, IN 46268
(317)228-3100

QUALITY CONTROL DATA

Project: Eagle Valley P1R2
Pace Project No.: 50316602

QC Batch: 678549
QC Batch Method: SM 5310C
Analysis Method: SM 5310C
Analysis Description: 5310C Dissolved Organic Carbon
Laboratory: Pace Analytical Services - Indianapolis
Associated Lab Samples: 50316602003

METHOD BLANK: 3123789 Matrix: Water
Associated Lab Samples: 50316602003

Parameter	Units	Blank Result	Reporting Limit	Analyzed	Qualifiers
Dissolved Organic Carbon	mg/L	ND	1.0	05/27/22 05:06	

LABORATORY CONTROL SAMPLE: 3123790

Parameter	Units	Spike Conc.	LCS Result	LCS % Rec	% Rec Limits	Qualifiers
Dissolved Organic Carbon	mg/L	10	9.9	99	90-110	

MATRIX SPIKE & MATRIX SPIKE DUPLICATE: 3123791 3123792

Parameter	Units	50316700001 Result	MS Spike Conc.	MSD Spike Conc.	MS Result	MSD Result	MS % Rec	MSD % Rec	% Rec Limits	RPD	Max RPD	Qual
Dissolved Organic Carbon	mg/L	ND	10	10	10.7	10.6	101	100	80-120	1	20	P4

MATRIX SPIKE SAMPLE: 3123793

Parameter	Units	50316808002 Result	Spike Conc.	MS Result	MS % Rec	% Rec Limits	Qualifiers
Dissolved Organic Carbon	mg/L	ND	10	11.2	102	80-120	

Results presented on this page are in the units indicated by the "Units" column except where an alternate unit is presented to the right of the result.

REPORT OF LABORATORY ANALYSIS

This report shall not be reproduced, except in full,
without the written consent of Pace Analytical Services, LLC.

Pace Analytical Services, LLC
7726 Moller Road
Indianapolis, IN 46268
(317)228-3100

ANALYTICAL RESULTS - RADIOCHEMISTRY

Project: Eagle Valley P1R2
Pace Project No.: 50316602

Sample: MW-15S **Lab ID: 50316602001** Collected: 05/16/22 13:55 Received: 05/16/22 15:00 Matrix: Water
PWS: Site ID: Sample Type:

Parameters	Method	Act ± Unc (MDC) Carr Trac	Units	Analyzed	CAS No.	Qual
	Pace Analytical Services - Greensburg					
Radium-226	EPA 903.1	**0.128 ± 0.252 (0.460) C:NA T:89%**	pCi/L	06/28/22 15:26	13982-63-3	
	Pace Analytical Services - Greensburg					
Radium-228	EPA 904.0	**0.703 ± 0.424 (0.771) C:66% T:89%**	pCi/L	06/22/22 15:47	15262-20-1	
	Pace Analytical Services - Greensburg					
Total Radium	Total Radium Calculation	**0.831 ± 0.676 (1.23)**	pCi/L	07/01/22 17:40	7440-14-4	

This report shall not be reproduced, except in full,
without the written consent of Pace Analytical Services, LLC.

Pace Analytical Services, LLC
7726 Moller Road
Indianapolis, IN 46268
(317)228-3100

ANALYTICAL RESULTS - RADIOCHEMISTRY

Project: Eagle Valley P1R2
Pace Project No.: 50316602

Sample: MW-15I **Lab ID: 50316602002** Collected: 05/16/22 13:00 Received: 05/16/22 15:00 Matrix: Water
PWS: Site ID: Sample Type:

Parameters	Method	Act ± Unc (MDC) Carr Trac	Units	Analyzed	CAS No.	Qual
	Pace Analytical Services - Greensburg					
Radium-226	EPA 903.1	**0.454 ± 0.356 (0.496) C:NA T:89%**	pCi/L	06/28/22 15:26	13982-63-3	
	Pace Analytical Services - Greensburg					
Radium-228	EPA 904.0	**0.813 ± 0.398 (0.656) C:71% T:89%**	pCi/L	06/22/22 15:47	15262-20-1	
	Pace Analytical Services - Greensburg					
Total Radium	Total Radium Calculation	**1.27 ± 0.754 (1.15)**	pCi/L	07/01/22 17:40	7440-14-4	

This report shall not be reproduced, except in full,
without the written consent of Pace Analytical Services, LLC.

Pace Analytical Services, LLC
7726 Moller Road
Indianapolis, IN 46268
(317)228-3100

ANALYTICAL RESULTS - RADIOCHEMISTRY

Project: Eagle Valley P1R2
Pace Project No.: 50316602

Sample: MW-15D **Lab ID: 50316602003** Collected: 05/16/22 11:35 Received: 05/16/22 15:00 Matrix: Water
PWS: Site ID: Sample Type:

Parameters	Method	Act ± Unc (MDC) Carr Trac	Units	Analyzed	CAS No.	Qual
	Pace Analytical Services - Greensburg					
Radium-226	EPA 903.1	**0.119 ± 0.206 (0.368) C:NA T:100%**	pCi/L	06/28/22 15:26	13982-63-3	
	Pace Analytical Services - Greensburg					
Radium-228	EPA 904.0	**0.834 ± 0.392 (0.643) C:70% T:100%**	pCi/L	06/22/22 15:47	15262-20-1	
	Pace Analytical Services - Greensburg					
Total Radium	Total Radium Calculation	**0.953 ± 0.598 (1.01)**	pCi/L	07/01/22 17:40	7440-14-4	

REPORT OF LABORATORY ANALYSIS

This report shall not be reproduced, except in full,
without the written consent of Pace Analytical Services, LLC.

Pace Analytical Services, LLC
7726 Moller Road
Indianapolis, IN 46268
(317)228-3100

ANALYTICAL RESULTS - RADIOCHEMISTRY

Project: Eagle Valley P1R2
Pace Project No.: 50316602

Sample: FIELD BLANK 2 **Lab ID: 50316602004** Collected: 05/16/22 11:40 Received: 05/16/22 15:00 Matrix: Water
PWS: Site ID: Sample Type:

Parameters	Method	Act ± Unc (MDC) Carr Trac	Units	Analyzed	CAS No.	Qual
	Pace Analytical Services - Greensburg					
Radium-226	EPA 903.1	**0.0411 ± 0.187 (0.302) C:NA T:93%**	pCi/L	06/28/22 15:26	13982-63-3	
	Pace Analytical Services - Greensburg					
Radium-228	EPA 904.0	**0.830 ± 0.420 (0.727) C:73% T:93%**	pCi/L	06/22/22 15:47	15262-20-1	
	Pace Analytical Services - Greensburg					
Total Radium	Total Radium Calculation	**0.871 ± 0.607 (1.03)**	pCi/L	07/01/22 17:40	7440-14-4	

This report shall not be reproduced, except in full,
without the written consent of Pace Analytical Services, LLC.

Pace Analytical Services, LLC
7726 Moller Road
Indianapolis, IN 46268
(317)228-3100

QUALITY CONTROL - RADIOCHEMISTRY

Project: Eagle Valley P1R2
Pace Project No.: 50316602

QC Batch: 510587
QC Batch Method: EPA 903.1
Analysis Method: EPA 903.1
Analysis Description: 903.1 Radium-226
Laboratory: Pace Analytical Services - Greensburg
Associated Lab Samples: 50316602001, 50316602002, 50316602003, 50316602004

METHOD BLANK: 2474767 Matrix: Water
Associated Lab Samples: 50316602001, 50316602002, 50316602003, 50316602004

Parameter	Act ± Unc (MDC) Carr Trac	Units	Analyzed	Qualifiers
Radium-226	0.179 ± 0.216 (0.330) C:NA T:89%	pCi/L	06/28/22 15:26	

Results presented on this page are in the units indicated by the "Units" column except where an alternate unit is presented to the right of the result.

REPORT OF LABORATORY ANALYSIS

This report shall not be reproduced, except in full,
without the written consent of Pace Analytical Services, LLC.

Pace Analytical Services, LLC
7726 Moller Road
Indianapolis, IN 46268
(317)228-3100

QUALITY CONTROL - RADIOCHEMISTRY

Project: Eagle Valley P1R2
Pace Project No.: 50316602

QC Batch: 510588
QC Batch Method: EPA 904.0
Analysis Method: EPA 904.0
Analysis Description: 904.0 Radium 228
Laboratory: Pace Analytical Services - Greensburg
Associated Lab Samples: 50316602001, 50316602002, 50316602003, 50316602004

METHOD BLANK: 2474768 Matrix: Water
Associated Lab Samples: 50316602001, 50316602002, 50316602003, 50316602004

Parameter	Act ± Unc (MDC) Carr Trac	Units	Analyzed	Qualifiers
Radium-228	0.249 ± 0.307 (0.648) C:78% T:89%	pCi/L	06/22/22 15:46	

Results presented on this page are in the units indicated by the "Units" column except where an alternate unit is presented to the right of the result.

REPORT OF LABORATORY ANALYSIS

This report shall not be reproduced, except in full,
without the written consent of Pace Analytical Services, LLC.

Pace Analytical Services, LLC
7726 Moller Road
Indianapolis, IN 46268
(317)228-3100

QUALIFIERS

Project: Eagle Valley P1R2
Pace Project No.: 50316602

DEFINITIONS

DF - Dilution Factor, if reported, represents the factor applied to the reported data due to dilution of the sample aliquot.

ND - Not Detected at or above adjusted reporting limit.

TNTC - Too Numerous To Count

J - Estimated concentration above the adjusted method detection limit and below the adjusted reporting limit.

MDL - Adjusted Method Detection Limit.

PQL - Practical Quantitation Limit.

RL - Reporting Limit - The lowest concentration value that meets project requirements for quantitative data with known precision and bias for a specific analyte in a specific matrix.

S - Surrogate

1,2-Diphenylhydrazine decomposes to and cannot be separated from Azobenzene using Method 8270. The result for each analyte is a combined concentration.

Consistent with EPA guidelines, unrounded data are displayed and have been used to calculate % recovery and RPD values.

LCS(D) - Laboratory Control Sample (Duplicate)

MS(D) - Matrix Spike (Duplicate)

DUP - Sample Duplicate

RPD - Relative Percent Difference

NC - Not Calculable.

SG - Silica Gel - Clean-Up

U - Indicates the compound was analyzed for, but not detected.

N-Nitrosodiphenylamine decomposes and cannot be separated from Diphenylamine using Method 8270. The result reported for each analyte is a combined concentration.

Reported results are not rounded until the final step prior to reporting. Therefore, calculated parameters that are typically reported as "Total" may vary slightly from the sum of the reported component parameters.

Act - Activity

Unc - Uncertainty: SDWA = 1.96 sigma count uncertainty, all other matrices = Expanded Uncertainty (95% confidence interval). Gamma Spec = Expanded Uncertainty (95.4% Confidence Interval)

(MDC) - Minimum Detectable Concentration

Trac - Tracer Recovery (%)

Carr - Carrier Recovery (%)

Pace Analytical is TNI accredited. Contact your Pace PM for the current list of accredited analytes.

TNI - The NELAC Institute.

ANALYTE QUALIFIERS

H3	Sample was received or analysis requested beyond the recognized method holding time.
M0	Matrix spike recovery and/or matrix spike duplicate recovery was outside laboratory control limits.
M3	Matrix spike recovery was outside laboratory control limits due to matrix interferences.
N2	The lab does not hold NELAC/TNI accreditation for this parameter but other accreditations/certifications may apply. A complete list of accreditations/certifications is available upon request.
P4	Sample field preservation does not meet EPA or method recommendations for this analysis.
P6	Matrix spike recovery was outside laboratory control limits due to a parent sample concentration notably higher than the spike level.
PL	The minimum mass of dried residue of 2.5 mg could not be obtained using the routine sample volume of 100 mL.
R1	RPD value was outside control limits.

This report shall not be reproduced, except in full,
without the written consent of Pace Analytical Services, LLC.

Pace Analytical Services, LLC
7726 Moller Road
Indianapolis, IN 46268
(317)228-3100

QUALITY CONTROL DATA CROSS REFERENCE TABLE

Project: Eagle Valley P1R2
Pace Project No.: 50316602

Lab ID	Sample ID	QC Batch Method	QC Batch	Analytical Method	Analytical Batch
50316602001	**MW-15S**	EPA 9056	678197		
50316602002	**MW-15I**	EPA 9056	678197		
50316602003	**MW-15D**	EPA 9056	678197		
50316602004	**FIELD BLANK 2**	EPA 9056	678197		
50316602001	**MW-15S**	EPA 3010	677592	EPA 6010	678794
50316602002	**MW-15I**	EPA 3010	677592	EPA 6010	678794
50316602003	**MW-15D**	EPA 3010	677592	EPA 6010	678794
50316602004	**FIELD BLANK 2**	EPA 3010	677592	EPA 6010	678794
50316602001	**MW-15S**	EPA 3010	677439	EPA 6010	678728
50316602002	**MW-15I**	EPA 3010	677439	EPA 6010	678728
50316602003	**MW-15D**	EPA 3010	677439	EPA 6010	678728
50316602001	**MW-15S**	EPA 200.2	677331	EPA 6020	677554
50316602002	**MW-15I**	EPA 200.2	677331	EPA 6020	677554
50316602003	**MW-15D**	EPA 200.2	677331	EPA 6020	677554
50316602004	**FIELD BLANK 2**	EPA 200.2	677331	EPA 6020	677554
50316602001	**MW-15S**	EPA 903.1	510587		
50316602002	**MW-15I**	EPA 903.1	510587		
50316602003	**MW-15D**	EPA 903.1	510587		
50316602004	**FIELD BLANK 2**	EPA 903.1	510587		
50316602001	**MW-15S**	EPA 904.0	510588		
50316602002	**MW-15I**	EPA 904.0	510588		
50316602003	**MW-15D**	EPA 904.0	510588		
50316602004	**FIELD BLANK 2**	EPA 904.0	510588		
50316602001	**MW-15S**	Total Radium Calculation	515969		
50316602002	**MW-15I**	Total Radium Calculation	515969		
50316602003	**MW-15D**	Total Radium Calculation	515969		
50316602004	**FIELD BLANK 2**	Total Radium Calculation	515969		
50316602001	**MW-15S**	SM 2320B	677430		
50316602002	**MW-15I**	SM 2320B	677430		
50316602003	**MW-15D**	SM 2320B	677430		
50316602004	**FIELD BLANK 2**	SM 2320B	677430		
50316602001	**MW-15S**	SM 2540C	677259		
50316602002	**MW-15I**	SM 2540C	677259		
50316602003	**MW-15D**	SM 2540C	677259		
50316602004	**FIELD BLANK 2**	SM 2540C	677259		
50316602001	**MW-15S**	SM 4500-H+B	677536		
50316602002	**MW-15I**	SM 4500-H+B	677536		
50316602003	**MW-15D**	SM 4500-H+B	677536		
50316602004	**FIELD BLANK 2**	SM 4500-H+B	677536		
50316602001	**MW-15S**	SM 4500-S2-D	677852		
50316602002	**MW-15I**	SM 4500-S2-D	677852		
50316602003	**MW-15D**	SM 4500-S2-D	677852		
50316602004	**FIELD BLANK 2**	SM 4500-S2-D	677852		

This report shall not be reproduced, except in full,
without the written consent of Pace Analytical Services, LLC.

Pace Analytical Services, LLC
7726 Moller Road
Indianapolis, IN 46268
(317)228-3100

QUALITY CONTROL DATA CROSS REFERENCE TABLE

Project: Eagle Valley P1R2
Pace Project No.: 50316602

Lab ID	Sample ID	QC Batch Method	QC Batch	Analytical Method	Analytical Batch
50316602001	**MW-15S**	HACH 8146	678400		
50316602002	**MW-15I**	HACH 8146	678400		
50316602003	**MW-15D**	HACH 8146	678397		
50316602004	**FIELD BLANK 2**	HACH 8146	678397		
50316602001	**MW-15S**	EPA 353.2	676528		
50316602002	**MW-15I**	EPA 353.2	676528		
50316602003	**MW-15D**	EPA 353.2	676528		
50316602004	**FIELD BLANK 2**	EPA 353.2	676528		
50316602001	**MW-15S**	EPA 365.1	676783	EPA 365.1	677709
50316602002	**MW-15I**	EPA 365.1	676783	EPA 365.1	677709
50316602003	**MW-15D**	EPA 365.1	676783	EPA 365.1	677709
50316602004	**FIELD BLANK 2**	EPA 365.1	676783	EPA 365.1	677709
50316602002	**MW-15I**	SM 5310C	678554		
50316602003	**MW-15D**	SM 5310C	678554		
50316602004	**FIELD BLANK 2**	SM 5310C	678554		
50316602001	**MW-15S**	SM 5310C	678548		
50316602002	**MW-15I**	SM 5310C	678548		
50316602003	**MW-15D**	SM 5310C	678549		

This report shall not be reproduced, except in full,
without the written consent of Pace Analytical Services, LLC.

Pace Analytical
WWW.PACELABS.COM

CHAIN-OF-CUSTODY / Analytical Request Do

The Chain-of-Custody is a LEGAL DOCUMENT. All relevant fields must

WO# : 50316602

50316602

Section A Required Client Information:	Section B Required Project Information:	Section C Invoice Information:	
Company: Atlas Indianapolis	Report To: Mark Breting	Attention: Accounts Payable	
Address: 7988 Centerpoint Drive	Copy To:	Company Name: Atlas Indianapolis	
Indianapolis, IN 46256		Address:	Regulatory Agency
Email: mark.breting@oneatlas.com	Purchase Order #:	Pace Quote:	
Phone: NONE Fax:	Project Name: Eagle Valley Profile 1 Report 2	Pace Project Manager: hayden.putt@pacelabs.com	State / Location
Requested Due Date:	Project #:	Pace Profile #: 10498/18	IN

ITEM #	SAMPLE ID One Character per box. (A-Z, 0-9 / , -) Sample Ids must be unique MATRIX / CODE: Drinking Water DW; Water WT; Waste Water WW; Product P; Soil/Solid SL; Oil OL; Wipe WP; Air AR; Other OT; Tissue TS	MATRIX CODE (see valid codes to left)	SAMPLE TYPE (G=GRAB C=COMP)	COLLECTED START DATE	COLLECTED START TIME	COLLECTED END DATE	COLLECTED END TIME	SAMPLE TEMP AT COLLECTION	# OF CONTAINERS	Preservatives: Unpreserved	H2SO4	HNO3	HCl	NaOH + ZnAcetate	Na2S2O3	Methanol	Other	Analyses Test Y/N	TDS / NO2,NO3-Wet	(Cl, F, SO4) IC	Metals, Total*	Metals Diss. Field Filtered**	Rad-228	Rad-226	Alkalinity, Ferrous Iron, pH	TOC by 5310C	DOC by 5310C	Sulfide	Phosphate	Residual Chlorine (Y/N)	
	Requested Analysis Filtered (Y/N)																Y/N				Y				Y				
1	~~MW-14S~~	WT							11	3	3	4		1				X	X	X	X	X	X	X	X	X	X	X		
2	~~MW-14I~~	WT							11	3	3	4		1				X	X	X	X	X	X	X	X	X	X	X		
3	~~MW-14D~~	WT							11	3	3	4		1				X	X	X	X	X	X	X	X	X	X	X		
4	MW-15S	WT	G	5-10-22	1355				11	3	3	4		1				X	X	X	X	X	X	X	X	X	X	X		001
5	MW-15I	WT	↓	↓	1300				11	3	3	4		1				X	X	X	X	X	X	X	X	X	X	X		~~001~~ 002
6	MW-15D	WT	↓	↓	1135				11	3	3	4		1				X	X	X	X	X	X	X	X	X	X	X		~~002~~ 003
7	~~MW-16S~~	WT							11	3	3	4		1				X	X	X	X	X	X	X	X	X	X	X		~~003~~
8	~~MW-16I~~	WT							11	3	3	4		1				X	X	X	X	X	X	X	X	X	X	X		
9	~~MW-16D~~	WT							11	3	3	4		1				X	X	X	X	X	X	X	X	X	X	X		
10	~~MW-17S~~	WT							11	3	3	4		1				X	X	X	X	X	X	X	X	X	X	X		
11	~~MW-17I~~	WT							11	3	3	4		1				X	X	X	X	X	X	X	X	X	X	X		
12	~~MW-17D~~	WT							11	3	3	4		1				X	X	X	X	X	X	X	X	X	X	X		

ADDITIONAL COMMENTS	RELINQUISHED BY / AFFILIATION	DATE	TIME	ACCEPTED BY / AFFILIATION	DATE	TIME	SAMPLE CONDITIONS			
* Metals: 6010 (Al, Ba, B, Fe, Mn, Mo, Ca, Mg, Na, K, Li, SiO2)	/Atlas	5-16-22	1500	BSubhani	5-16-22	1500	15.8	Y	N	Y
6020 (Co, As, Se, Sb)										
** Dissolved FF 6010 (Mo, Mn)										
Alkalinity = (Total , Bicarb & Carb)										
							TEMP in C	Received on Ice (Y/N)	Custody Sealed Cooler (Y/N)	Samples Intact (Y/N)

SAMPLER NAME AND SIGNATURE

PRINT Name of SAMPLER: Erika Valerio

SIGNATURE of SAMPLER:

DATE Signed: 5-16-2022

Pace Analytical
WWW.PACELABS.COM

CHAIN-OF-CUSTODY / Analytical Request Document

The Chain-of-Custody is a LEGAL DOCUMENT. All relevant fields must be completed accurately.

Section A Required Client Information:		Section B Required Project Information:		Section C Invoice Information:	
Company:	Atlas Indianapolis	Report To:	Mark Breting	Attention:	Accounts Payable
Address:	7988 Centerpoint Drive	Copy To:		Company Name:	Atlas Indianapolis
	Indianapolis, IN 46256			Address:	
Email:	mark.breting@oneatlas.com	Purchase Order #:		Pace Quote:	
Phone:	NONE Fax:	Project Name:	Eagle Valley Profile 1 Report 2	Pace Project Manager:	hayden.putt@pacelabs.com
Requested Due Date:		Project #:		Pace Profile #:	10498/18

Regulatory Agency	State / Location
	IN

MATRIX CODE: Drinking Water DW; Water WT; Waste Water WW; Product P; Soil/Solid SL; Oil OL; Wipe WP; Air AR; Other OT; Tissue TS

ITEM #	SAMPLE ID (One Character per box. (A-Z, 0-9 / , -) Sample Ids must be unique)	MATRIX CODE (see valid codes to left)	SAMPLE TYPE (G=GRAB C=COMP)	COLLECTED START DATE	COLLECTED START TIME	COLLECTED END DATE	COLLECTED END TIME	SAMPLE TEMP AT COLLECTION	# OF CONTAINERS	Preservatives: Unpreserved	H2SO4	HNO3	HCl	NaOH + ZnAcetate	Na2S2O3	Methanol	Other	Analyses Test Y/N	TDS / NO2,NO3-Wet	(Cl, F, SO4) IC	Metals, Total*	Metals Diss. Field Filtered** (Y)	Rad-228	Rad-226	Alkalinity, Ferrous Iron, pH	TOC by 5310C	DOC by 5310C (Y)	Sulfide	Phosphate	Residual Chlorine (Y/N)	
13	~~MW-18S~~	WT							11	3	3	4		1					X	X	X	X	X	X	X	X	X	X	
14	~~MW-18I~~	WT							11	3	3	4		1					X	X	X	X	X	X	X	X	X	X	
15	~~MW-18D~~	WT							11	3	3	4		1					X	X	X	X	X	X	X	X	X	X	
16	~~MW-19S~~	WT							11	3	3	4		1					X	X	X	X	X	X	X	X	X	X	
17	~~MW-19I~~	WT							11	3	3	4		1					X	X	X	X	X	X	X	X	X	X	
18	~~MW-19D~~	WT							11	3	3	4		1					X	X	X	X	X	X	X	X	X	X	
19	~~DUP 2~~	WT							11	3	3	4		1					X	X	X	X	X	X	X	X	X	X	
20	FIELD BLANK 2	WT		~~5-10-22~~	1140				9	2	2	4		1					X	X	X	X	X	X	X	X	X	X	004
21																														
22																														
23																														
24																														

ADDITIONAL COMMENTS	RELINQUISHED BY / AFFILIATION	DATE	TIME	ACCEPTED BY / AFFILIATION	DATE	TIME
* Metals: 6010 (Al, Ba, B, Fe, Mn, Mo, Ca, Mg, Na, K, Li, SiO2)	Atlas	5-10-22	1500		5-10-22	1500
6020 (Co, As, Se, Sb)						
** Dissolved FF 6010 (Mo, Mn)						
Alkalinity = (Total , Bicarb & Carb)						

SAMPLE CONDITIONS			
TEMP in C	Received on Ice (Y/N)	Custody Sealed Cooler (Y/N)	Samples Intact (Y/N)
22.1	Y	N	Y

SAMPLER NAME AND SIGNATURE

PRINT Name of SAMPLER: Erika Valerio

SIGNATURE of SAMPLER:

DATE Signed: 5-10-2022

F-IN-Q-290-rev.22, 22Apr2022

SAMPLE CONDITION UPON RECEIPT FORM

Date/Time and Initials of person examining contents: BS 5-10-22 1720

1. **Courier:** ☐ FED EX ☐ UPS ☑ CLIENT ☐ PACE ☐ USPS ☐ OTHER _____
2. **Custody Seal on Cooler/Box Present:** ☐ Yes ☑ No
   (If yes)Seals Intact: ☐ Yes ☐ No **(leave blank if no seals were present)**
3. **Thermometer:** 1 2 3 4 5 6 A B C D E F
4. **Cooler Temperature(s):** 15.0/15.8 | 21.9/22.1 | | | **(Initial/Corrected)** RECORD TEMPS OF ALL COOLERS RECEIVED (use Comments below to add more)
5. **Packing Material:** ☐ Bubble Wrap ☐ Bubble Bags ☑ None ☐ Other _____
6. **Ice Type:** ☑ Wet ☐ Blue ☐ None
7. **If temp. is over 6°C or under 0°C, was the PM notified?:** ☐ Yes ☐ No
   Cooler temp should be above freezing to 6°C

All discrepancies will be written out in the comments section below.

	Yes	No		Yes	No	N/A
USDA Regulated Soils? (HI, ID, NY, WA, OR,CA, NM, TX, OK, AR, LA, TN, AL, MS, NC, SC, GA, FL, or Puerto Rico)		✓	All containers needing acid/base preservation have been pH CHECKED?: **Exceptions: VOA, coliform, LLHg, O&G, RAD CHEM, and any container with a septum cap or preserved with HCl.** **Circle: HNO3 (<2) H2SO4 (<2) NaOH (>10) NaOH/ZnAc (>9)** Any non-conformance to pH recommendations will be noted on the container count form	✓		
Short Hold Time Analysis (48 hours or less)? **Analysis:** Nitrate	✓					
Time 5035A TC placed in Freezer or Short Holds To Lab	Time: Walk-in			Present	Absent	N/A ✓
			Residual Chlorine Check (SVOC 625 Pest/PCB 608)			
Rush TAT Requested (4 days or less):		✓	Residual Chlorine Check (Total/Amenable/Free Cyanide)			✓
Custody Signatures Present?	✓		Headspace Wisconsin Sulfide?			✓
Containers Intact?:	✓		Headspace in VOA Vials (>6mm): See Containter Count form for details	Present	Absent	No VOA Vials Sent ✓
Sample Label (IDs/Dates/Times) Match COC?: Except TCs, which only require sample ID	✓		Trip Blank Present?		✓	
Extra labels on Terracore Vials? (soils only)			Trip Blank Custody Seals?:			✓

COMMENTS:

Received MW-15S container with no volume (AG3S) - BS 5-10-22

COC PAGE 1 **of** 2

Sample Container Count

SBS
DI
MeOH (only)
BK
Kit

** Place a RED dot on containers that are out of conformance **

COC Line Item	WGFU	R	DG9H VG9H	VOA VIAL HS (>6mm)	VG9U	DG9U	VG9T	AG0U	AG1H	AG1U	AG2U	AG3S	AG3SF	AG3C	BP1U	BP1N	BP2U	BP3U	BP3N	BP3F	BP3S	BP3B	BP3Z	CG3H	Syringe Kit			Matrix	HNO3/ H2SO4 pH <2	NaOH/ ZNAc pH >9	NaOH pH>10
1																															
2																															
3												hrp 5/17/22																			
4												~~2~~	1			2	1	2	2		1		1					WT	—	—	
5												1	1			1	1	1	1		1		1					1	↓	↓	
6												1	1			1	1	1	1		1		1					1	↓	↓	
7																															
8																															
9																															
10																															
11																															
12																															

Container Codes

Glass

DG9H	40mL HCl amber voa vial	BG1T	1L Na Thiosulfate clear glass
DG9P	40mL TSP amber vial	BG1U	1L unpreserved glass
DG9S	40mL H2SO4 amber vial	BG3H	250mL HCl Clear Glass
DG9T	40mL Na Thio amber vial	BG3U	250mL Unpres Clear Glass
DG9U	40mL unpreserved amber vial	AG0U	100mL unpres amber glass
VG9H	40mL HCl clear vial	AG1H	1L HCl amber glass
VG9T	40mL Na Thio. clear vial	AG1S	1L H2SO4 amber glass
VG9U	40mL unpreserved clear vial	AG1T	1L Na Thiosulfate amber glass
I	40mL w/hexane wipe vial	AG1U	1liter unpres amber glass
WGKU	8oz unpreserved clear jar	AG2N	500mL HNO3 amber glass
WGFU	4oz clear soil jar	AG2S	500mL H2SO4 amber glass
JGFU	4oz unpreserved amber wide	AG2U	500mL unpres amber glass
CG3H	250mL clear glass HCl	AG3S	250mL H2SO4 amber glass
BG1H	1L HCl clear glass	AG3SF	250mL H2SO4 amb glass -field filtered
BG1S	1L H2SO4 clear glass	AG3U	250mL unpres amber glass
GN	General	AG3C	250mL NaOH amber glass

Plastic / Misc.

BP1B	1L NaOH plastic
BP1N	1L HNO3 plastic
BP1S	1L H2SO4 plastic
BP1U	1L unpreserved plastic
BP1Z	1L NaOH, Zn, Ac
BP2N	500mL HNO3 plastic
BP2C	500mL NaOH plastic
BP2S	500mL H2SO4 plastic
BP2U	500mL unpreserved plastic
BP2Z	500mL NaOH, Zn Ac
BP3B	250mL NaOH plastic
BP3N	250mL HNO3 plastic
BP3F	250mL HNO3 plastic-field filtered
BP3U	250mL unpreserved plastic
BP3S	250mL H2SO4 plastic
BP3Z	250mL NaOH, ZnAc plastic

BP4U	125mL unpreserved plastic
BP4N	125mL HNO3 plastic
BP4S	125mL H2SO4 plastic

Syringe Kit	LL Cr+6 sampling kit

AF	Air Filter
C	Air Cassettes
R	Terracore kit
SP5T	120mL Coliform Na Thiosulfate
U	Summa Can
ZPLG	Ziploc Bag

WT		Water	
SL		Solid	
NAL	OL	Non-aqueous liquid	Oil
WP		Wipe	

COC PAGE 2 of 2

Sample Container Count

SBS
DI
MeOH (only)
BK
Kit

** Place a RED dot on containers that are out of conformance **

COC Line Item	WGFU	R	DG9H VG9H	VOA VIAL HS (>6mm)	VG9U	DG9U	VG9T	AG0U	AG1H	AG1U	AG2U	AG3S	AG3SF	AG3C	BP1U	BP1N	BP2U	BP3U	BP3N	BP3F	BP3S	BP3B	BP3Z	CG3H	Syringe Kit			Matrix	HNO3/ H2SO4 pH <2	NaOH/ ZNAc pH >9	NaOH pH>10
1																															
2																															
3																															
4																															
5																															
6																															
7																															
8												1				2	1	2	1		1		1					WT	/	/	
9																															
10																															
11																															
12																															

Container Codes

Glass

DG9H	40mL HCl amber voa vial	BG1T	1L Na Thiosulfate clear glass
DG9P	40mL TSP amber vial	BG1U	1L unpreserved glass
DG9S	40mL H2SO4 amber vial	BG3H	250mL HCl Clear Glass
DG9T	40mL Na Thio amber vial	BG3U	250mL Unpres Clear Glass
DG9U	40mL unpreserved amber vial	AG0U	100mL unpres amber glass
VG9H	40mL HCl clear vial	AG1H	1L HCl amber glass
VG9T	40mL Na Thio. clear vial	AG1S	1L H2SO4 amber glass
VG9U	40mL unpreserved clear vial	AG1T	1L Na Thiosulfate amber glass
I	40mL w/hexane wipe vial	AG1U	1liter unpres amber glass
WGKU	8oz unpreserved clear jar	AG2N	500mL HNO3 amber glass
WGFU	4oz clear soil jar	AG2S	500mL H2SO4 amber glass
~~JGFU~~	~~4oz unpreserved amber wide~~	~~AG2U~~	~~500mL unpres amber glass~~
CG3H	250mL clear glass HCl	AG3S	250mL H2SO4 amber glass
BG1H	1L HCl clear glass	AG3SF	250mL H2SO4 amb glass -field filtered
BG1S	1L H2SO4 clear glass	AG3U	250mL unpres amber glass
GN	General	AG3C	250mL NaOH amber glass

Plastic / Misc.

BP1B	1L NaOH plastic
BP1N	1L HNO3 plastic
BP1S	1L H2SO4 plastic
BP1U	1L unpreserved plastic
BP1Z	1L NaOH, Zn, Ac
BP2N	500mL HNO3 plastic
BP2C	500mL NaOH plastic
BP2S	500mL H2SO4 plastic
BP2U	500mL unpreserved plastic
BP2Z	500mL NaOH, Zn Ac
BP3B	250mL NaOH plastic
~~BP3N~~	~~250mL HNO3 plastic~~
BP3F	250mL HNO3 plastic-field filtered
BP3U	250mL unpreserved plastic
BP3S	250mL H2SO4 plastic
BP3Z	250mL NaOH, ZnAc plastic

BP4U	125mL unpreserved plastic
BP4N	125mL HNO3 plastic
BP4S	125mL H2SO4 plastic

Syringe Kit	LL Cr+6 sampling kit

AF	Air Filter
C	Air Cassettes
R	Terracore kit
SP5T	120mL Coliform Na Thiosulfate
U	Summa Can
~~ZPLC~~	~~Ziploc Bag~~

WT		Water	
SL		Solid	
NAL	OL	Non-aqueous liquid	Oil
WP		Wipe	

Pace Analytical Services, LLC
7726 Moller Road
Indianapolis, IN 46268
(317)228-3100

July 27, 2022

Mr. Mark Breting
ATC Group Services
7988 Centerpoint Drive
Suite 100
Indianapolis, IN 46256

RE: Project: Eagle Valley P1R5
Pace Project No.: 50316700

Dear Mr. Breting:

Enclosed are the analytical results for sample(s) received by the laboratory on May 17, 2022. The results relate only to the samples included in this report. Results reported herein conform to the applicable TNI/NELAC Standards and the laboratory's Quality Manual, where applicable, unless otherwise noted in the body of the report.

The test results provided in this final report were generated by each of the following laboratories within the Pace Network:

- Pace Analytical Services - Indianapolis
- Pace Analytical Services - Greensburg

If you have any questions concerning this report, please feel free to contact me.

Sincerely,

Randal Rastorfer for
Hayden Putt
hayden.putt@pacelabs.com
(317)228-3145
Project Manager

Enclosures

cc: Mr. Robert Miller, Haley & Aldrich

Pace Analytical Services, LLC
7726 Moller Road
Indianapolis, IN 46268
(317)228-3100

CERTIFICATIONS

Project: Eagle Valley P1R5
Pace Project No.: 50316700

Pace Analytical Services Pennsylvania

1638 Roseytown Rd Suites 2,3&4, Greensburg, PA 15601
ANAB DOD-ELAP Rad Accreditation #: L2417
Alabama Certification #: 41590
Arizona Certification #: AZ0734
Arkansas Certification
California Certification #: 04222CA
Colorado Certification #: PA01547
Connecticut Certification #: PH-0694
Delaware Certification
EPA Region 4 DW Rad
Florida/TNI Certification #: E87683
Georgia Certification #: C040
Florida: Cert E871149 SEKS WET
Guam Certification
Hawaii Certification
Idaho Certification
Illinois Certification
Indiana Certification
Iowa Certification #: 391
Kansas/TNI Certification #: E-10358
Kentucky Certification #: KY90133
KY WW Permit #: KY0098221
KY WW Permit #: KY0000221
Louisiana DHH/TNI Certification #: LA180012
Louisiana DEQ/TNI Certification #: 4086
Maine Certification #: 2017020
Maryland Certification #: 308
Massachusetts Certification #: M-PA1457
Michigan/PADEP Certification #: 9991
Missouri Certification #: 235
Montana Certification #: Cert0082
Nebraska Certification #: NE-OS-29-14
Nevada Certification #: PA014572018-1
New Hampshire/TNI Certification #: 297617
New Jersey/TNI Certification #: PA051
New Mexico Certification #: PA01457
New York/TNI Certification #: 10888
North Carolina Certification #: 42706
North Dakota Certification #: R-190
Ohio EPA Rad Approval: #41249
Oregon/TNI Certification #: PA200002-010
Pennsylvania/TNI Certification #: 65-00282
Puerto Rico Certification #: PA01457
Rhode Island Certification #: 65-00282
South Dakota Certification
Tennessee Certification #: 02867
Texas/TNI Certification #: T104704188-17-3
Utah/TNI Certification #: PA014572017-9
USDA Soil Permit #: P330-17-00091
Vermont Dept. of Health: ID# VT-0282
Virgin Island/PADEP Certification
Virginia/VELAP Certification #: 460198
Washington Certification #: C868
West Virginia DEP Certification #: 143
West Virginia DHHR Certification #: 9964C
Wisconsin Approve List for Rad
Wyoming Certification #: 8TMS-L

Pace Analytical Services Indianapolis

7726 Moller Road, Indianapolis, IN 46268
Illinois Accreditation #: 200074
Indiana Drinking Water Laboratory #: C-49-06
Kansas/TNI Certification #: E-10177
Kentucky UST Agency Interest #: 80226
Kentucky WW Laboratory ID #: 98019
Michigan Drinking Water Laboratory #9050
Ohio VAP Certified Laboratory #: CL0065
Oklahoma Laboratory #: 9204
Texas Certification #: T104704355
Wisconsin Laboratory #: 999788130
USDA Soil Permit #: P330-19-00257

This report shall not be reproduced, except in full,
without the written consent of Pace Analytical Services, LLC.

Pace Analytical Services, LLC
7726 Moller Road
Indianapolis, IN 46268
(317)228-3100

SAMPLE SUMMARY

Project: Eagle Valley P1R5
Pace Project No.: 50316700

Lab ID	Sample ID	Matrix	Date Collected	Date Received
50316700001	**MW-20D**	Water	05/17/22 13:35	05/17/22 17:00
50316700002	**MW-22D**	Water	05/17/22 13:34	05/17/22 17:00
50316700003	**DUP**	Water	05/17/22 00:00	05/17/22 17:00
50316700007	**MW-20D RAD MS**	Water	05/17/22 13:35	05/17/22 17:00
50316700008	**MW-20D RAD MSD**	Water	05/17/22 13:35	05/17/22 17:00

This report shall not be reproduced, except in full,
without the written consent of Pace Analytical Services, LLC.

Pace Analytical Services, LLC
7726 Moller Road
Indianapolis, IN 46268
(317)228-3100

SAMPLE ANALYTE COUNT

Project: Eagle Valley P1R5
Pace Project No.: 50316700

Lab ID	Sample ID	Method	Analysts	Analytes Reported	Laboratory
50316700001	**MW-20D**	EPA 9056	BK1	3	PASI-I
		EPA 6010	MTM	12	PASI-I
		EPA 6010	MTM	2	PASI-I
		EPA 6020	DMT	4	PASI-I
		EPA 903.1	SLC	1	PASI-PA
		EPA 904.0	VAL	1	PASI-PA
		Total Radium Calculation	JAL	1	PASI-PA
		SM 2320B	WDB	3	PASI-I
		SM 2540C	BSW	1	PASI-I
		SM 4500-H+B	TRK	1	PASI-I
		SM 4500-S2-D	ZM	1	PASI-I
		HACH 8146	ZM	1	PASI-I
		EPA 353.2	OAS	2	PASI-I
		EPA 365.1	ZM	1	PASI-I
		SM 5310C	ZM	1	PASI-I
		SM 5310C	ZM	1	PASI-I
50316700002	**MW-22D**	EPA 9056	BK1	3	PASI-I
		EPA 6010	MTM	12	PASI-I
		EPA 6010	MTM	2	PASI-I
		EPA 6020	DMT	4	PASI-I
		EPA 903.1	SLC	1	PASI-PA
		EPA 904.0	VAL	1	PASI-PA
		Total Radium Calculation	JAL	1	PASI-PA
		SM 2320B	WDB	3	PASI-I
		SM 2540C	BSW	1	PASI-I
		SM 4500-H+B	TRK	1	PASI-I
		SM 4500-S2-D	ZM	1	PASI-I
		HACH 8146	ZM	1	PASI-I
		EPA 353.2	OAS	2	PASI-I
		EPA 365.1	ZM	1	PASI-I
		SM 5310C	ZM	1	PASI-I
		SM 5310C	ZM	1	PASI-I
50316700003	**DUP**	EPA 9056	BK1	3	PASI-I
		EPA 6010	MTM	12	PASI-I
		EPA 6010	MTM	2	PASI-I
		EPA 6020	DMT	4	PASI-I
		EPA 903.1	SLC	1	PASI-PA

REPORT OF LABORATORY ANALYSIS

This report shall not be reproduced, except in full,
without the written consent of Pace Analytical Services, LLC.

Pace Analytical Services, LLC
7726 Moller Road
Indianapolis, IN 46268
(317)228-3100

SAMPLE ANALYTE COUNT

Project: Eagle Valley P1R5
Pace Project No.: 50316700

Lab ID	Sample ID	Method	Analysts	Analytes Reported	Laboratory
		EPA 904.0	VAL	1	PASI-PA
		Total Radium Calculation	JAL	1	PASI-PA
		SM 2320B	WDB	3	PASI-I
		SM 2540C	BSW	1	PASI-I
		SM 4500-H+B	TRK	1	PASI-I
		SM 4500-S2-D	ZM	1	PASI-I
		HACH 8146	ZM	1	PASI-I
		EPA 353.2	OAS	2	PASI-I
		EPA 365.1	ZM	1	PASI-I
		SM 5310C	ZM	1	PASI-I
		SM 5310C	ZM	1	PASI-I
50316700007	**MW-20D RAD MS**	EPA 903.1	SLC	1	PASI-PA
		EPA 904.0	VAL	1	PASI-PA
50316700008	**MW-20D RAD MSD**	EPA 903.1	SLC	1	PASI-PA
		EPA 904.0	VAL	1	PASI-PA

PASI-I = Pace Analytical Services - Indianapolis
PASI-PA = Pace Analytical Services - Greensburg

This report shall not be reproduced, except in full,
without the written consent of Pace Analytical Services, LLC.

Pace Analytical Services, LLC
7726 Moller Road
Indianapolis, IN 46268
(317)228-3100

SUMMARY OF DETECTION

Project: Eagle Valley P1R5
Pace Project No.: 50316700

Lab Sample ID / Method	Client Sample ID / Parameters	Result	Units	Report Limit	Analyzed	Qualifiers
50316700001	**MW-20D**					
EPA 9056	Chloride	10.5	mg/L	0.25	05/28/22 12:11	
EPA 9056	Sulfate	36.2	mg/L	2.5	05/28/22 12:30	
EPA 6010	Barium	39.6	ug/L	10.0	05/27/22 11:36	
EPA 6010	Boron	136	ug/L	100	05/27/22 11:36	
EPA 6010	Calcium	85700	ug/L	1000	05/27/22 11:36	
EPA 6010	Iron	366	ug/L	100	05/27/22 11:36	
EPA 6010	Magnesium	25400	ug/L	1000	05/27/22 11:36	
EPA 6010	Manganese	48.4	ug/L	10.0	05/27/22 11:36	
EPA 6010	Potassium	2600	ug/L	1000	05/27/22 11:36	
EPA 6010	Silica	18200	ug/L	450	05/27/22 11:36	N2
EPA 6010	Sodium	8810	ug/L	1000	05/27/22 11:36	
EPA 6010	Manganese, Dissolved	32.3	ug/L	10.0	05/28/22 16:30	
EPA 903.1	Radium-226	0.0591 ± 0.270 (0.435) C:NA T:88%	pCi/L		07/01/22 13:11	
EPA 904.0	Radium-228	0.164 ± 0.351 (0.776) C:74% T:88%	pCi/L		06/24/22 12:33	
Total Radium Calculation	Total Radium	0.223 ± 0.621 (1.21)	pCi/L		07/01/22 17:40	
SM 2320B	Alkalinity, Total as CaCO3	287	mg/L	2.0	05/22/22 11:36	
SM 2320B	Alkalinity,Bicarbonate (CaCO3)	287	mg/L	2.0	05/22/22 11:36	
SM 2540C	Total Dissolved Solids	340	mg/L	10.0	05/21/22 12:16	
SM 4500-H+B	pH at 25 Degrees C	7.5	Std. Units	0.10	05/21/22 10:55	H3
EPA 353.2	Nitrogen, Nitrate	1.5	mg/L	0.10	05/18/22 09:23	
50316700002	**MW-22D**					
EPA 9056	Chloride	15.1	mg/L	2.5	05/28/22 14:20	
EPA 9056	Sulfate	45.2	mg/L	2.5	05/28/22 14:20	
EPA 6010	Aluminum	248	ug/L	200	05/27/22 11:51	
EPA 6010	Barium	103	ug/L	10.0	05/27/22 11:51	
EPA 6010	Calcium	80700	ug/L	1000	05/27/22 11:51	
EPA 6010	Iron	2560	ug/L	100	05/27/22 11:51	
EPA 6010	Magnesium	24200	ug/L	1000	05/27/22 11:51	
EPA 6010	Manganese	310	ug/L	10.0	05/27/22 11:51	
EPA 6010	Potassium	1690	ug/L	1000	05/27/22 11:51	
EPA 6010	Silica	14900	ug/L	450	05/27/22 11:51	N2
EPA 6010	Sodium	9560	ug/L	1000	05/27/22 11:51	
EPA 6010	Manganese, Dissolved	300	ug/L	10.0	05/28/22 15:41	
EPA 6020	Arsenic	2.3	ug/L	1.0	05/25/22 04:50	
EPA 903.1	Radium-226	0.656 ± 0.488 (0.642) C:NA T:89%	pCi/L		07/01/22 13:11	

REPORT OF LABORATORY ANALYSIS

This report shall not be reproduced, except in full,
without the written consent of Pace Analytical Services, LLC.

Pace Analytical Services, LLC
7726 Moller Road
Indianapolis, IN 46268
(317)228-3100

SUMMARY OF DETECTION

Project: Eagle Valley P1R5
Pace Project No.: 50316700

Lab Sample ID / Method	Client Sample ID / Parameters	Result	Units	Report Limit	Analyzed	Qualifiers
50316700002	**MW-22D**					
EPA 904.0	Radium-228	0.551 ± 0.459 (0.928) C:69% T:89%	pCi/L		06/24/22 12:34	
Total Radium Calculation	Total Radium	1.21 ± 0.947 (1.57)	pCi/L		07/01/22 17:40	
SM 2320B	Alkalinity, Total as CaCO3	253	mg/L	2.0	05/22/22 11:36	
SM 2320B	Alkalinity,Bicarbonate (CaCO3)	253	mg/L	2.0	05/22/22 11:36	
SM 2540C	Total Dissolved Solids	305	mg/L	10.0	05/21/22 12:17	
SM 4500-H+B	pH at 25 Degrees C	7.6	Std. Units	0.10	05/21/22 10:56	H3
50316700003	**DUP**					
EPA 9056	Chloride	15.0	mg/L	2.5	05/28/22 15:34	
EPA 9056	Sulfate	45.2	mg/L	2.5	05/28/22 15:34	
EPA 6010	Aluminum	250	ug/L	200	05/27/22 11:53	
EPA 6010	Barium	102	ug/L	10.0	05/27/22 11:53	
EPA 6010	Calcium	80600	ug/L	1000	05/27/22 11:53	
EPA 6010	Iron	2580	ug/L	100	05/27/22 11:53	
EPA 6010	Magnesium	24000	ug/L	1000	05/27/22 11:53	
EPA 6010	Manganese	308	ug/L	10.0	05/27/22 11:53	
EPA 6010	Potassium	1750	ug/L	1000	05/27/22 11:53	
EPA 6010	Silica	14800	ug/L	450	05/27/22 11:53	N2
EPA 6010	Sodium	9480	ug/L	1000	05/27/22 11:53	
EPA 6010	Manganese, Dissolved	296	ug/L	10.0	05/28/22 15:43	
EPA 6020	Arsenic	2.5	ug/L	1.0	05/25/22 04:54	
EPA 903.1	Radium-226	0.215 ± 0.260 (0.396) C:NA T:92%	pCi/L		07/01/22 13:11	
EPA 904.0	Radium-228	0.0984 ± 0.348 (0.785) C:72% T:92%	pCi/L		06/24/22 12:34	
Total Radium Calculation	Total Radium	0.313 ± 0.608 (1.18)	pCi/L		07/01/22 17:40	
SM 2320B	Alkalinity, Total as CaCO3	254	mg/L	2.0	05/22/22 11:36	
SM 2320B	Alkalinity,Bicarbonate (CaCO3)	251	mg/L	2.0	05/22/22 11:36	
SM 2320B	Alkalinity,Carbonate (CaCO3)	3.4	mg/L	2.0	05/22/22 11:36	
SM 2540C	Total Dissolved Solids	311	mg/L	10.0	05/21/22 12:17	
SM 4500-H+B	pH at 25 Degrees C	7.6	Std. Units	0.10	05/21/22 10:57	H3
50316700007	**MW-20D RAD MS**					
EPA 903.1	Radium-226	72.53 %REC ± NA (NA) C:NA T:NA%	pCi/L		07/01/22 13:39	

REPORT OF LABORATORY ANALYSIS

This report shall not be reproduced, except in full,
without the written consent of Pace Analytical Services, LLC.

Pace Analytical Services, LLC
7726 Moller Road
Indianapolis, IN 46268
(317)228-3100

SUMMARY OF DETECTION

Project: Eagle Valley P1R5
Pace Project No.: 50316700

Lab Sample ID / Method	Client Sample ID / Parameters	Result	Units	Report Limit	Analyzed	Qualifiers
50316700007	**MW-20D RAD MS**					
EPA 904.0	Radium-228	90.72 %REC ± NA (NA) C:NA T:NA	pCi/L		06/24/22 12:34	
50316700008	**MW-20D RAD MSD**					
EPA 903.1	Radium-226	97.57 %REC 29.44 RPD ± NA (NA) C:NA T:NA%	pCi/L		07/01/22 13:39	
EPA 904.0	Radium-228	92.10 %REC 1.51 RPD ± NA (NA) C:NA T:NA	pCi/L		06/24/22 12:34	

REPORT OF LABORATORY ANALYSIS

This report shall not be reproduced, except in full,
without the written consent of Pace Analytical Services, LLC.

Pace Analytical Services, LLC
7726 Moller Road
Indianapolis, IN 46268
(317)228-3100

ANALYTICAL RESULTS

Project: Eagle Valley P1R5
Pace Project No.: 50316700

Sample: MW-20D **Lab ID: 50316700001** Collected: 05/17/22 13:35 Received: 05/17/22 17:00 Matrix: Water

Parameters	Results	Units	Report Limit	DF	Prepared	Analyzed	CAS No.	Qual
9056 IC Anions	Analytical Method: EPA 9056							
	Pace Analytical Services - Indianapolis							
Chloride	**10.5**	mg/L	0.25	1		05/28/22 12:11	16887-00-6	
Fluoride	ND	mg/L	0.10	1		05/28/22 12:11	16984-48-8	
Sulfate	**36.2**	mg/L	2.5	10		05/28/22 12:30	14808-79-8	
6010 MET ICP	Analytical Method: EPA 6010 Preparation Method: EPA 3010							
	Pace Analytical Services - Indianapolis							
Aluminum	ND	ug/L	200	1	05/25/22 15:37	05/27/22 11:36	7429-90-5	
Barium	**39.6**	ug/L	10.0	1	05/25/22 15:37	05/27/22 11:36	7440-39-3	
Boron	**136**	ug/L	100	1	05/25/22 15:37	05/27/22 11:36	7440-42-8	
Calcium	**85700**	ug/L	1000	1	05/25/22 15:37	05/27/22 11:36	7440-70-2	
Iron	**366**	ug/L	100	1	05/25/22 15:37	05/27/22 11:36	7439-89-6	
Lithium	ND	ug/L	20.0	1	05/25/22 15:37	05/27/22 11:36	7439-93-2	
Magnesium	**25400**	ug/L	1000	1	05/25/22 15:37	05/27/22 11:36	7439-95-4	
Manganese	**48.4**	ug/L	10.0	1	05/25/22 15:37	05/27/22 11:36	7439-96-5	
Molybdenum	ND	ug/L	10.0	1	05/25/22 15:37	05/27/22 11:36	7439-98-7	
Potassium	**2600**	ug/L	1000	1	05/25/22 15:37	05/27/22 11:36	7440-09-7	
Silica	**18200**	ug/L	450	1	05/25/22 15:37	05/27/22 11:36	7631-86-9	N2
Sodium	**8810**	ug/L	1000	1	05/25/22 15:37	05/27/22 11:36	7440-23-5	
6010 MET ICP, Dissolved	Analytical Method: EPA 6010 Preparation Method: EPA 3010							
	Pace Analytical Services - Indianapolis							
Manganese, Dissolved	**32.3**	ug/L	10.0	1	05/26/22 09:50	05/28/22 16:30	7439-96-5	
Molybdenum, Dissolved	ND	ug/L	10.0	1	05/26/22 09:50	05/28/22 16:30	7439-98-7	
6020 MET ICPMS	Analytical Method: EPA 6020 Preparation Method: EPA 200.2							
	Pace Analytical Services - Indianapolis							
Antimony	ND	ug/L	1.0	1	05/24/22 09:10	05/25/22 04:19	7440-36-0	
Arsenic	ND	ug/L	1.0	1	05/24/22 09:10	05/25/22 04:19	7440-38-2	
Cobalt	ND	ug/L	1.0	1	05/24/22 09:10	05/25/22 04:19	7440-48-4	
Selenium	ND	ug/L	1.0	1	05/24/22 09:10	05/25/22 04:19	7782-49-2	
2320B Alkalinity	Analytical Method: SM 2320B							
	Pace Analytical Services - Indianapolis							
Alkalinity, Total as CaCO3	**287**	mg/L	2.0	1		05/22/22 11:36		
Alkalinity,Bicarbonate (CaCO3)	**287**	mg/L	2.0	1		05/22/22 11:36		
Alkalinity,Carbonate (CaCO3)	ND	mg/L	2.0	1		05/22/22 11:36		
2540C Total Dissolved Solids	Analytical Method: SM 2540C							
	Pace Analytical Services - Indianapolis							
Total Dissolved Solids	**340**	mg/L	10.0	1		05/21/22 12:16		
4500H+ pH, Electrometric	Analytical Method: SM 4500-H+B							
	Pace Analytical Services - Indianapolis							
pH at 25 Degrees C	**7.5**	Std. Units	0.10	1		05/21/22 10:55		H3

REPORT OF LABORATORY ANALYSIS

This report shall not be reproduced, except in full,
without the written consent of Pace Analytical Services, LLC.

Pace Analytical Services, LLC
7726 Moller Road
Indianapolis, IN 46268
(317)228-3100

ANALYTICAL RESULTS

Project: Eagle Valley P1R5
Pace Project No.: 50316700

Sample: MW-20D **Lab ID: 50316700001** Collected: 05/17/22 13:35 Received: 05/17/22 17:00 Matrix: Water

Parameters	Results	Units	Report Limit	DF	Prepared	Analyzed	CAS No.	Qual
4500S2D Sulfide Water	Analytical Method: SM 4500-S2-D Pace Analytical Services - Indianapolis							
Sulfide	ND	mg/L	0.10	1		05/23/22 19:56	18496-25-8	
Iron, Ferrous	Analytical Method: HACH 8146 Pace Analytical Services - Indianapolis							
Iron, Ferrous	ND	mg/L	0.20	1		05/25/22 23:12	15438-31-0	H3,N2
353.2 Nitrogen, NO2/NO3 unpres	Analytical Method: EPA 353.2 Pace Analytical Services - Indianapolis							
Nitrogen, Nitrate	**1.5**	mg/L	0.10	1		05/18/22 09:23	14797-55-8	
Nitrogen, Nitrite	ND	mg/L	0.10	1		05/18/22 09:23	14797-65-0	
365.1 Total Phosphorus	Analytical Method: EPA 365.1 Preparation Method: EPA 365.1 Pace Analytical Services - Indianapolis							
Phosphate as P04	ND	mg/L	0.15	1	05/18/22 07:30	05/21/22 11:35		
5310C TOC	Analytical Method: SM 5310C Pace Analytical Services - Indianapolis							
Total Organic Carbon	ND	mg/L	1.0	1		05/27/22 08:22	7440-44-0	
5310C Dissolved Organic Carbon	Analytical Method: SM 5310C Pace Analytical Services - Indianapolis							
Dissolved Organic Carbon	ND	mg/L	1.0	1		05/27/22 06:34		P4

REPORT OF LABORATORY ANALYSIS

This report shall not be reproduced, except in full,
without the written consent of Pace Analytical Services, LLC.

Pace Analytical Services, LLC
7726 Moller Road
Indianapolis, IN 46268
(317)228-3100

ANALYTICAL RESULTS

Project: Eagle Valley P1R5
Pace Project No.: 50316700

Sample: MW-22D **Lab ID: 50316700002** Collected: 05/17/22 13:34 Received: 05/17/22 17:00 Matrix: Water

Parameters	Results	Units	Report Limit	DF	Prepared	Analyzed	CAS No.	Qual
9056 IC Anions	Analytical Method: EPA 9056							
	Pace Analytical Services - Indianapolis							
Chloride	**15.1**	mg/L	2.5	10		05/28/22 14:20	16887-00-6	
Fluoride	ND	mg/L	0.10	1		05/28/22 14:02	16984-48-8	
Sulfate	**45.2**	mg/L	2.5	10		05/28/22 14:20	14808-79-8	
6010 MET ICP	Analytical Method: EPA 6010 Preparation Method: EPA 3010							
	Pace Analytical Services - Indianapolis							
Aluminum	**248**	ug/L	200	1	05/25/22 15:37	05/27/22 11:51	7429-90-5	
Barium	**103**	ug/L	10.0	1	05/25/22 15:37	05/27/22 11:51	7440-39-3	
Boron	ND	ug/L	100	1	05/25/22 15:37	05/27/22 11:51	7440-42-8	
Calcium	**80700**	ug/L	1000	1	05/25/22 15:37	05/27/22 11:51	7440-70-2	
Iron	**2560**	ug/L	100	1	05/25/22 15:37	05/27/22 11:51	7439-89-6	
Lithium	ND	ug/L	20.0	1	05/25/22 15:37	05/27/22 11:51	7439-93-2	
Magnesium	**24200**	ug/L	1000	1	05/25/22 15:37	05/27/22 11:51	7439-95-4	
Manganese	**310**	ug/L	10.0	1	05/25/22 15:37	05/27/22 11:51	7439-96-5	
Molybdenum	ND	ug/L	10.0	1	05/25/22 15:37	05/27/22 11:51	7439-98-7	
Potassium	**1690**	ug/L	1000	1	05/25/22 15:37	05/27/22 11:51	7440-09-7	
Silica	**14900**	ug/L	450	1	05/25/22 15:37	05/27/22 11:51	7631-86-9	N2
Sodium	**9560**	ug/L	1000	1	05/25/22 15:37	05/27/22 11:51	7440-23-5	
6010 MET ICP, Dissolved	Analytical Method: EPA 6010 Preparation Method: EPA 3010							
	Pace Analytical Services - Indianapolis							
Manganese, Dissolved	**300**	ug/L	10.0	1	05/26/22 09:50	05/28/22 15:41	7439-96-5	
Molybdenum, Dissolved	ND	ug/L	10.0	1	05/26/22 09:50	05/28/22 15:41	7439-98-7	
6020 MET ICPMS	Analytical Method: EPA 6020 Preparation Method: EPA 200.2							
	Pace Analytical Services - Indianapolis							
Antimony	ND	ug/L	1.0	1	05/24/22 09:10	05/25/22 04:50	7440-36-0	
Arsenic	**2.3**	ug/L	1.0	1	05/24/22 09:10	05/25/22 04:50	7440-38-2	
Cobalt	ND	ug/L	1.0	1	05/24/22 09:10	05/25/22 04:50	7440-48-4	
Selenium	ND	ug/L	1.0	1	05/24/22 09:10	05/25/22 04:50	7782-49-2	
2320B Alkalinity	Analytical Method: SM 2320B							
	Pace Analytical Services - Indianapolis							
Alkalinity, Total as CaCO3	**253**	mg/L	2.0	1		05/22/22 11:36		
Alkalinity,Bicarbonate (CaCO3)	**253**	mg/L	2.0	1		05/22/22 11:36		
Alkalinity,Carbonate (CaCO3)	ND	mg/L	2.0	1		05/22/22 11:36		
2540C Total Dissolved Solids	Analytical Method: SM 2540C							
	Pace Analytical Services - Indianapolis							
Total Dissolved Solids	**305**	mg/L	10.0	1		05/21/22 12:17		
4500H+ pH, Electrometric	Analytical Method: SM 4500-H+B							
	Pace Analytical Services - Indianapolis							
pH at 25 Degrees C	**7.6**	Std. Units	0.10	1		05/21/22 10:56		H3

REPORT OF LABORATORY ANALYSIS

This report shall not be reproduced, except in full,
without the written consent of Pace Analytical Services, LLC.

Pace Analytical Services, LLC
7726 Moller Road
Indianapolis, IN 46268
(317)228-3100

ANALYTICAL RESULTS

Project: Eagle Valley P1R5
Pace Project No.: 50316700

Sample: MW-22D **Lab ID: 50316700002** Collected: 05/17/22 13:34 Received: 05/17/22 17:00 Matrix: Water

Parameters	Results	Units	Report Limit	DF	Prepared	Analyzed	CAS No.	Qual
4500S2D Sulfide Water	Analytical Method: SM 4500-S2-D Pace Analytical Services - Indianapolis							
Sulfide	ND	mg/L	0.10	1		05/23/22 19:56	18496-25-8	
Iron, Ferrous	Analytical Method: HACH 8146 Pace Analytical Services - Indianapolis							
Iron, Ferrous	ND	mg/L	0.20	1		05/25/22 23:11	15438-31-0	H3,N2
353.2 Nitrogen, NO2/NO3 unpres	Analytical Method: EPA 353.2 Pace Analytical Services - Indianapolis							
Nitrogen, Nitrate	ND	mg/L	0.10	1		05/18/22 09:21	14797-55-8	
Nitrogen, Nitrite	ND	mg/L	0.10	1		05/18/22 09:21	14797-65-0	
365.1 Total Phosphorus	Analytical Method: EPA 365.1 Preparation Method: EPA 365.1 Pace Analytical Services - Indianapolis							
Phosphate as P04	ND	mg/L	0.15	1	05/18/22 07:30	05/21/22 11:37		
5310C TOC	Analytical Method: SM 5310C Pace Analytical Services - Indianapolis							
Total Organic Carbon	ND	mg/L	1.0	1		05/27/22 09:26	7440-44-0	
5310C Dissolved Organic Carbon	Analytical Method: SM 5310C Pace Analytical Services - Indianapolis							
Dissolved Organic Carbon	ND	mg/L	1.0	1		05/27/22 07:05		

REPORT OF LABORATORY ANALYSIS

This report shall not be reproduced, except in full,
without the written consent of Pace Analytical Services, LLC.

Pace Analytical Services, LLC
7726 Moller Road
Indianapolis, IN 46268
(317)228-3100

ANALYTICAL RESULTS

Project: Eagle Valley P1R5
Pace Project No.: 50316700

Sample: DUP **Lab ID: 50316700003** Collected: 05/17/22 00:00 Received: 05/17/22 17:00 Matrix: Water

Parameters	Results	Units	Report Limit	DF	Prepared	Analyzed	CAS No.	Qual
9056 IC Anions	Analytical Method: EPA 9056							
	Pace Analytical Services - Indianapolis							
Chloride	**15.0**	mg/L	2.5	10		05/28/22 15:34	16887-00-6	
Fluoride	ND	mg/L	0.10	1		05/28/22 15:16	16984-48-8	
Sulfate	**45.2**	mg/L	2.5	10		05/28/22 15:34	14808-79-8	
6010 MET ICP	Analytical Method: EPA 6010 Preparation Method: EPA 3010							
	Pace Analytical Services - Indianapolis							
Aluminum	**250**	ug/L	200	1	05/25/22 15:37	05/27/22 11:53	7429-90-5	
Barium	**102**	ug/L	10.0	1	05/25/22 15:37	05/27/22 11:53	7440-39-3	
Boron	ND	ug/L	100	1	05/25/22 15:37	05/27/22 11:53	7440-42-8	
Calcium	**80600**	ug/L	1000	1	05/25/22 15:37	05/27/22 11:53	7440-70-2	
Iron	**2580**	ug/L	100	1	05/25/22 15:37	05/27/22 11:53	7439-89-6	
Lithium	ND	ug/L	20.0	1	05/25/22 15:37	05/27/22 11:53	7439-93-2	
Magnesium	**24000**	ug/L	1000	1	05/25/22 15:37	05/27/22 11:53	7439-95-4	
Manganese	**308**	ug/L	10.0	1	05/25/22 15:37	05/27/22 11:53	7439-96-5	
Molybdenum	ND	ug/L	10.0	1	05/25/22 15:37	05/27/22 11:53	7439-98-7	
Potassium	**1750**	ug/L	1000	1	05/25/22 15:37	05/27/22 11:53	7440-09-7	
Silica	**14800**	ug/L	450	1	05/25/22 15:37	05/27/22 11:53	7631-86-9	N2
Sodium	**9480**	ug/L	1000	1	05/25/22 15:37	05/27/22 11:53	7440-23-5	
6010 MET ICP, Dissolved	Analytical Method: EPA 6010 Preparation Method: EPA 3010							
	Pace Analytical Services - Indianapolis							
Manganese, Dissolved	**296**	ug/L	10.0	1	05/26/22 09:50	05/28/22 15:43	7439-96-5	
Molybdenum, Dissolved	ND	ug/L	10.0	1	05/26/22 09:50	05/28/22 15:43	7439-98-7	
6020 MET ICPMS	Analytical Method: EPA 6020 Preparation Method: EPA 200.2							
	Pace Analytical Services - Indianapolis							
Antimony	ND	ug/L	1.0	1	05/24/22 09:10	05/25/22 04:54	7440-36-0	
Arsenic	**2.5**	ug/L	1.0	1	05/24/22 09:10	05/25/22 04:54	7440-38-2	
Cobalt	ND	ug/L	1.0	1	05/24/22 09:10	05/25/22 04:54	7440-48-4	
Selenium	ND	ug/L	1.0	1	05/24/22 09:10	05/25/22 04:54	7782-49-2	
2320B Alkalinity	Analytical Method: SM 2320B							
	Pace Analytical Services - Indianapolis							
Alkalinity, Total as CaCO3	**254**	mg/L	2.0	1		05/22/22 11:36		
Alkalinity,Bicarbonate (CaCO3)	**251**	mg/L	2.0	1		05/22/22 11:36		
Alkalinity,Carbonate (CaCO3)	**3.4**	mg/L	2.0	1		05/22/22 11:36		
2540C Total Dissolved Solids	Analytical Method: SM 2540C							
	Pace Analytical Services - Indianapolis							
Total Dissolved Solids	**311**	mg/L	10.0	1		05/21/22 12:17		
4500H+ pH, Electrometric	Analytical Method: SM 4500-H+B							
	Pace Analytical Services - Indianapolis							
pH at 25 Degrees C	**7.6**	Std. Units	0.10	1		05/21/22 10:57		H3

REPORT OF LABORATORY ANALYSIS

This report shall not be reproduced, except in full,
without the written consent of Pace Analytical Services, LLC.

Pace Analytical Services, LLC
7726 Moller Road
Indianapolis, IN 46268
(317)228-3100

ANALYTICAL RESULTS

Project: Eagle Valley P1R5
Pace Project No.: 50316700

Sample: DUP **Lab ID: 50316700003** Collected: 05/17/22 00:00 Received: 05/17/22 17:00 Matrix: Water

Parameters	Results	Units	Report Limit	DF	Prepared	Analyzed	CAS No.	Qual
4500S2D Sulfide Water	Analytical Method: SM 4500-S2-D Pace Analytical Services - Indianapolis							
Sulfide	ND	mg/L	0.10	1		05/23/22 19:56	18496-25-8	
Iron, Ferrous	Analytical Method: HACH 8146 Pace Analytical Services - Indianapolis							
Iron, Ferrous	ND	mg/L	0.20	1		05/25/22 23:10	15438-31-0	H3,N2
353.2 Nitrogen, NO2/NO3 unpres	Analytical Method: EPA 353.2 Pace Analytical Services - Indianapolis							
Nitrogen, Nitrate	ND	mg/L	0.10	1		05/18/22 09:02	14797-55-8	
Nitrogen, Nitrite	ND	mg/L	0.10	1		05/18/22 09:02	14797-65-0	
365.1 Total Phosphorus	Analytical Method: EPA 365.1 Preparation Method: EPA 365.1 Pace Analytical Services - Indianapolis							
Phosphate as P04	ND	mg/L	0.15	1	05/18/22 07:30	05/21/22 11:38		
5310C TOC	Analytical Method: SM 5310C Pace Analytical Services - Indianapolis							
Total Organic Carbon	ND	mg/L	1.0	1		05/27/22 09:51	7440-44-0	
5310C Dissolved Organic Carbon	Analytical Method: SM 5310C Pace Analytical Services - Indianapolis							
Dissolved Organic Carbon	ND	mg/L	1.0	1		05/27/22 07:15		

REPORT OF LABORATORY ANALYSIS

This report shall not be reproduced, except in full,
without the written consent of Pace Analytical Services, LLC.

Pace Analytical Services, LLC
7726 Moller Road
Indianapolis, IN 46268
(317)228-3100

QUALITY CONTROL DATA

Project: Eagle Valley P1R5
Pace Project No.: 50316700

QC Batch: 678521
QC Batch Method: EPA 9056
Analysis Method: EPA 9056
Analysis Description: 9056 IC Anions
Laboratory: Pace Analytical Services - Indianapolis
Associated Lab Samples: 50316700001, 50316700002, 50316700003

METHOD BLANK: 3123670 Matrix: Water
Associated Lab Samples: 50316700001, 50316700002, 50316700003

Parameter	Units	Blank Result	Reporting Limit	Analyzed	Qualifiers
Chloride	mg/L	ND	0.25	05/28/22 11:34	
Fluoride	mg/L	ND	0.10	05/28/22 11:34	
Sulfate	mg/L	ND	0.25	05/28/22 11:34	

LABORATORY CONTROL SAMPLE: 3123671

Parameter	Units	Spike Conc.	LCS Result	LCS % Rec	% Rec Limits	Qualifiers
Chloride	mg/L	1.2	1.2	99	80-120	
Fluoride	mg/L	0.5	0.48	97	80-120	
Sulfate	mg/L	2.5	2.5	100	80-120	

MATRIX SPIKE & MATRIX SPIKE DUPLICATE: 3123672 3123673

Parameter	Units	50316700001 Result	MS Spike Conc.	MSD Spike Conc.	MS Result	MSD Result	MS % Rec	MSD % Rec	% Rec Limits	RPD	Max RPD	Qual
Chloride	mg/L	10.5	1.2	1.2	11.9	11.9	112	111	80-120	0	15	
Fluoride	mg/L	ND	0.5	0.5	0.54	0.54	96	96	80-120	0	15	
Sulfate	mg/L	36.2	25	25	60.1	60.2	95	96	80-120	0	15	

Results presented on this page are in the units indicated by the "Units" column except where an alternate unit is presented to the right of the result.

REPORT OF LABORATORY ANALYSIS

This report shall not be reproduced, except in full,
without the written consent of Pace Analytical Services, LLC.

Pace Analytical Services, LLC
7726 Moller Road
Indianapolis, IN 46268
(317)228-3100

QUALITY CONTROL DATA

Project: Eagle Valley P1R5
Pace Project No.: 50316700

QC Batch: 677592
QC Batch Method: EPA 3010
Analysis Method: EPA 6010
Analysis Description: 6010 MET
Laboratory: Pace Analytical Services - Indianapolis
Associated Lab Samples: 50316700001, 50316700002, 50316700003

METHOD BLANK: 3120381 Matrix: Water
Associated Lab Samples: 50316700001, 50316700002, 50316700003

Parameter	Units	Blank Result	Reporting Limit	Analyzed	Qualifiers
Aluminum	ug/L	ND	200	05/27/22 11:02	
Barium	ug/L	ND	10.0	05/27/22 11:02	
Boron	ug/L	ND	100	05/27/22 11:02	
Calcium	ug/L	ND	1000	05/27/22 11:02	
Iron	ug/L	ND	100	05/27/22 11:02	
Lithium	ug/L	ND	20.0	05/27/22 11:02	
Magnesium	ug/L	ND	1000	05/27/22 11:02	
Manganese	ug/L	ND	10.0	05/27/22 11:02	
Molybdenum	ug/L	ND	10.0	05/27/22 11:02	
Potassium	ug/L	ND	1000	05/27/22 11:02	
Silica	ug/L	ND	450	05/27/22 11:02	N2
Sodium	ug/L	ND	1000	05/27/22 11:02	

LABORATORY CONTROL SAMPLE: 3120382

Parameter	Units	Spike Conc.	LCS Result	LCS % Rec	% Rec Limits	Qualifiers
Aluminum	ug/L	10000	9700	97	80-120	
Barium	ug/L	1000	976	98	80-120	
Boron	ug/L	1000	994	99	80-120	
Calcium	ug/L	10000	9920	99	80-120	
Iron	ug/L	10000	9440	94	80-120	
Lithium	ug/L	1000	995	100	80-120	
Magnesium	ug/L	10000	9290	93	80-120	
Manganese	ug/L	1000	940	94	80-120	
Molybdenum	ug/L	1000	1010	101	80-120	
Potassium	ug/L	10000	9380	94	80-120	
Silica	ug/L	10700	10300	97	80-120	N2
Sodium	ug/L	10000	9650	96	80-120	

MATRIX SPIKE & MATRIX SPIKE DUPLICATE: 3120383 3120384

Parameter	Units	50316700001 Result	MS Spike Conc.	MSD Spike Conc.	MS Result	MSD Result	MS % Rec	MSD % Rec	% Rec Limits	RPD	Max RPD	Qual
Aluminum	ug/L	ND	10000	10000	9990	10400	99	102	75-125	4	20	
Barium	ug/L	39.6	1000	1000	1010	1050	97	101	75-125	4	20	
Boron	ug/L	136	1000	1000	1050	1090	91	95	75-125	4	20	
Calcium	ug/L	85700	10000	10000	91700	96100	59	103	75-125	5	20	P6

Results presented on this page are in the units indicated by the "Units" column except where an alternate unit is presented to the right of the result.

REPORT OF LABORATORY ANALYSIS

This report shall not be reproduced, except in full,
without the written consent of Pace Analytical Services, LLC.

Pace Analytical Services, LLC
7726 Moller Road
Indianapolis, IN 46268
(317)228-3100

QUALITY CONTROL DATA

Project: Eagle Valley P1R5
Pace Project No.: 50316700

MATRIX SPIKE & MATRIX SPIKE DUPLICATE: 3120383 3120384

Parameter	Units	50316700001 Result	MS Spike Conc.	MSD Spike Conc.	MS Result	MSD Result	MS % Rec	MSD % Rec	% Rec Limits	RPD	Max RPD	Qual
Iron	ug/L	366	10000	10000	9690	10100	93	98	75-125	4	20	
Lithium	ug/L	ND	1000	1000	1030	1070	103	106	75-125	3	20	
Magnesium	ug/L	25400	10000	10000	33600	35200	82	98	75-125	4	20	
Manganese	ug/L	48.4	1000	1000	975	1020	93	97	75-125	4	20	
Molybdenum	ug/L	ND	1000	1000	1010	1050	101	104	75-125	3	20	
Potassium	ug/L	2600	10000	10000	12200	12600	96	100	75-125	3	20	
Silica	ug/L	18200	10700	10700	28200	29100	93	102	75-125	3	20	N2
Sodium	ug/L	8810	10000	10000	18300	19000	95	102	75-125	4	20	

Results presented on this page are in the units indicated by the "Units" column except where an alternate unit is presented to the right of the result.

REPORT OF LABORATORY ANALYSIS

This report shall not be reproduced, except in full,
without the written consent of Pace Analytical Services, LLC.

Pace Analytical Services, LLC
7726 Moller Road
Indianapolis, IN 46268
(317)228-3100

QUALITY CONTROL DATA

Project: Eagle Valley P1R5
Pace Project No.: 50316700

QC Batch: 678126
QC Batch Method: EPA 3010
Analysis Method: EPA 6010
Analysis Description: 6010 MET Dissolved
Laboratory: Pace Analytical Services - Indianapolis
Associated Lab Samples: 50316700001, 50316700002, 50316700003

METHOD BLANK: 3122119 Matrix: Water
Associated Lab Samples: 50316700001, 50316700002, 50316700003

Parameter	Units	Blank Result	Reporting Limit	Analyzed	Qualifiers
Manganese, Dissolved	ug/L	ND	10.0	05/28/22 14:46	
Molybdenum, Dissolved	ug/L	ND	10.0	05/28/22 14:46	

LABORATORY CONTROL SAMPLE: 3122120

Parameter	Units	Spike Conc.	LCS Result	LCS % Rec	% Rec Limits	Qualifiers
Manganese, Dissolved	ug/L	1000	931	93	80-120	
Molybdenum, Dissolved	ug/L	1000	972	97	80-120	

MATRIX SPIKE & MATRIX SPIKE DUPLICATE: 3122121 3122122

Parameter	Units	50316118001 Result	MS Spike Conc.	MSD Spike Conc.	MS Result	MSD Result	MS % Rec	MSD % Rec	% Rec Limits	RPD	Max RPD	Qual
Manganese, Dissolved	ug/L	ND	1000	1000	943	938	94	93	75-125	0	20	
Molybdenum, Dissolved	ug/L	ND	1000	1000	969	964	97	96	75-125	1	20	

MATRIX SPIKE & MATRIX SPIKE DUPLICATE: 3122123 3122124

Parameter	Units	50316689001 Result	MS Spike Conc.	MSD Spike Conc.	MS Result	MSD Result	MS % Rec	MSD % Rec	% Rec Limits	RPD	Max RPD	Qual
Manganese, Dissolved	ug/L	<10.0	1000	1000	927	948	93	95	75-125	2	20	
Molybdenum, Dissolved	ug/L	<10.0	1000	1000	950	979	95	98	75-125	3	20	

MATRIX SPIKE & MATRIX SPIKE DUPLICATE: 3122125 3122126

Parameter	Units	50316693002 Result	MS Spike Conc.	MSD Spike Conc.	MS Result	MSD Result	MS % Rec	MSD % Rec	% Rec Limits	RPD	Max RPD	Qual
Manganese, Dissolved	ug/L	1670	1000	1000	2650	2580	98	92	75-125	3	20	
Molybdenum, Dissolved	ug/L	3.6J	1000	1000	996	980	99	98	75-125	2	20	

Results presented on this page are in the units indicated by the "Units" column except where an alternate unit is presented to the right of the result.

REPORT OF LABORATORY ANALYSIS

This report shall not be reproduced, except in full,
without the written consent of Pace Analytical Services, LLC.

Pace Analytical Services, LLC
7726 Moller Road
Indianapolis, IN 46268
(317)228-3100

QUALITY CONTROL DATA

Project: Eagle Valley P1R5
Pace Project No.: 50316700

MATRIX SPIKE & MATRIX SPIKE DUPLICATE: 3122127 3122128

Parameter	Units	50316700001 Result	MS Spike Conc.	MSD Spike Conc.	MS Result	MSD Result	MS % Rec	MSD % Rec	% Rec Limits	RPD	Max RPD	Qual
Manganese, Dissolved	ug/L	32.3	1000	1000	960	986	93	95	75-125	3	20	
Molybdenum, Dissolved	ug/L	ND	1000	1000	963	998	96	100	75-125	4	20	

Results presented on this page are in the units indicated by the "Units" column except where an alternate unit is presented to the right of the result.

REPORT OF LABORATORY ANALYSIS

This report shall not be reproduced, except in full,
without the written consent of Pace Analytical Services, LLC.

Pace Analytical Services, LLC
7726 Moller Road
Indianapolis, IN 46268
(317)228-3100

QUALITY CONTROL DATA

Project: Eagle Valley P1R5
Pace Project No.: 50316700

QC Batch: 677820
QC Batch Method: EPA 200.2
Analysis Method: EPA 6020
Analysis Description: 6020 MET
Laboratory: Pace Analytical Services - Indianapolis
Associated Lab Samples: 50316700001, 50316700002, 50316700003

METHOD BLANK: 3120969 Matrix: Water
Associated Lab Samples: 50316700001, 50316700002, 50316700003

Parameter	Units	Blank Result	Reporting Limit	Analyzed	Qualifiers
Antimony	ug/L	ND	1.0	05/25/22 04:11	
Arsenic	ug/L	ND	1.0	05/25/22 04:11	
Cobalt	ug/L	ND	1.0	05/25/22 04:11	
Selenium	ug/L	ND	1.0	05/25/22 04:11	

LABORATORY CONTROL SAMPLE: 3120970

Parameter	Units	Spike Conc.	LCS Result	LCS % Rec	% Rec Limits	Qualifiers
Antimony	ug/L	40	42.5	106	80-120	
Arsenic	ug/L	40	38.4	96	80-120	
Cobalt	ug/L	40	41.4	103	80-120	
Selenium	ug/L	40	38.2	96	80-120	

MATRIX SPIKE & MATRIX SPIKE DUPLICATE: 3120971 3120972

Parameter	Units	50316700001 Result	MS Spike Conc.	MSD Spike Conc.	MS Result	MSD Result	MS % Rec	MSD % Rec	% Rec Limits	RPD	Max RPD	Qual
Antimony	ug/L	ND	40	40	43.6	43.8	109	109	75-125	1	20	
Arsenic	ug/L	ND	40	40	39.0	39.4	96	97	75-125	1	20	
Cobalt	ug/L	ND	40	40	39.2	39.2	97	97	75-125	0	20	
Selenium	ug/L	ND	40	40	40.4	39.0	100	97	75-125	3	20	

MATRIX SPIKE & MATRIX SPIKE DUPLICATE: 3120973 3120974

Parameter	Units	50316702003 Result	MS Spike Conc.	MSD Spike Conc.	MS Result	MSD Result	MS % Rec	MSD % Rec	% Rec Limits	RPD	Max RPD	Qual
Antimony	ug/L	<2.0	40	40	44.2	44.3	110	110	75-125	0	20	
Arsenic	ug/L	97.5	40	40	135	135	93	93	75-125	0	20	
Cobalt	ug/L	8.3	40	40	45.5	45.6	93	93	75-125	0	20	
Selenium	ug/L	<5.0	40	40	40.1	38.6	100	96	75-125	4	20	

Results presented on this page are in the units indicated by the "Units" column except where an alternate unit is presented to the right of the result.

REPORT OF LABORATORY ANALYSIS

This report shall not be reproduced, except in full,
without the written consent of Pace Analytical Services, LLC.

Pace Analytical Services, LLC
7726 Moller Road
Indianapolis, IN 46268
(317)228-3100

QUALITY CONTROL DATA

Project: Eagle Valley P1R5
Pace Project No.: 50316700

QC Batch: 677538 | Analysis Method: SM 2320B
QC Batch Method: SM 2320B | Analysis Description: 2320B Alkalinity
Laboratory: Pace Analytical Services - Indianapolis
Associated Lab Samples: 50316700001, 50316700002, 50316700003

METHOD BLANK: 3120137 Matrix: Water
Associated Lab Samples: 50316700001, 50316700002, 50316700003

Parameter	Units	Blank Result	Reporting Limit	Analyzed	Qualifiers
Alkalinity, Total as CaCO3	mg/L	ND	2.0	05/22/22 11:36	
Alkalinity,Bicarbonate (CaCO3)	mg/L	ND	2.0	05/22/22 11:36	
Alkalinity,Carbonate (CaCO3)	mg/L	ND	2.0	05/22/22 11:36	

LABORATORY CONTROL SAMPLE: 3120138

Parameter	Units	Spike Conc.	LCS Result	LCS % Rec	% Rec Limits	Qualifiers
Alkalinity, Total as CaCO3	mg/L	50	53.4	107	90-110	

SAMPLE DUPLICATE: 3120139

Parameter	Units	50316700001 Result	Dup Result	RPD	Max RPD	Qualifiers
Alkalinity, Total as CaCO3	mg/L	287	290	1	20	
Alkalinity,Bicarbonate (CaCO3)	mg/L	287	290	1	20	
Alkalinity,Carbonate (CaCO3)	mg/L	ND	ND		20	

SAMPLE DUPLICATE: 3120140

Parameter	Units	50316701003 Result	Dup Result	RPD	Max RPD	Qualifiers
Alkalinity, Total as CaCO3	mg/L	232	235	1	20	
Alkalinity,Bicarbonate (CaCO3)	mg/L	232	235	1	20	
Alkalinity,Carbonate (CaCO3)	mg/L	ND	ND		20	

Results presented on this page are in the units indicated by the "Units" column except where an alternate unit is presented to the right of the result.

REPORT OF LABORATORY ANALYSIS

This report shall not be reproduced, except in full,
without the written consent of Pace Analytical Services, LLC.

Pace Analytical Services, LLC
7726 Moller Road
Indianapolis, IN 46268
(317)228-3100

QUALITY CONTROL DATA

Project: Eagle Valley P1R5
Pace Project No.: 50316700

QC Batch: 677533 | Analysis Method: SM 2540C
QC Batch Method: SM 2540C | Analysis Description: 2540C Total Dissolved Solids
Laboratory: Pace Analytical Services - Indianapolis
Associated Lab Samples: 50316700001, 50316700002, 50316700003

METHOD BLANK: 3120068 Matrix: Water
Associated Lab Samples: 50316700001, 50316700002, 50316700003

Parameter	Units	Blank Result	Reporting Limit	Analyzed	Qualifiers
Total Dissolved Solids	mg/L	ND	10.0	05/21/22 12:09	

LABORATORY CONTROL SAMPLE: 3120069

Parameter	Units	Spike Conc.	LCS Result	LCS % Rec	% Rec Limits	Qualifiers
Total Dissolved Solids	mg/L	300	273	91	80-120	

SAMPLE DUPLICATE: 3120070

Parameter	Units	50317159018 Result	Dup Result	RPD	Max RPD	Qualifiers
Total Dissolved Solids	mg/L	544	534	2	10	

SAMPLE DUPLICATE: 3120071

Parameter	Units	50316700001 Result	Dup Result	RPD	Max RPD	Qualifiers
Total Dissolved Solids	mg/L	340	335	1	10	

Results presented on this page are in the units indicated by the "Units" column except where an alternate unit is presented to the right of the result.

REPORT OF LABORATORY ANALYSIS

This report shall not be reproduced, except in full,
without the written consent of Pace Analytical Services, LLC.

Pace Analytical Services, LLC
7726 Moller Road
Indianapolis, IN 46268
(317)228-3100

QUALITY CONTROL DATA

Project: Eagle Valley P1R5
Pace Project No.: 50316700

QC Batch: 677536
QC Batch Method: SM 4500-H+B
Analysis Method: SM 4500-H+B
Analysis Description: 4500H+B pH
Laboratory: Pace Analytical Services - Indianapolis
Associated Lab Samples: 50316700001, 50316700002, 50316700003

SAMPLE DUPLICATE: 3120118

Parameter	Units	50316595006 Result	Dup Result	RPD	Max RPD	Qualifiers
pH at 25 Degrees C	Std. Units	6.7	6.7	0	2	H3

SAMPLE DUPLICATE: 3120119

Parameter	Units	50316700001 Result	Dup Result	RPD	Max RPD	Qualifiers
pH at 25 Degrees C	Std. Units	7.5	7.6	2	2	H3

Results presented on this page are in the units indicated by the "Units" column except where an alternate unit is presented to the right of the result.

REPORT OF LABORATORY ANALYSIS

This report shall not be reproduced, except in full,
without the written consent of Pace Analytical Services, LLC.

Pace Analytical Services, LLC
7726 Moller Road
Indianapolis, IN 46268
(317)228-3100

QUALITY CONTROL DATA

Project: Eagle Valley P1R5
Pace Project No.: 50316700

QC Batch: 677853
QC Batch Method: SM 4500-S2-D
Analysis Method: SM 4500-S2-D
Analysis Description: 4500S2D Sulfide Water
Laboratory: Pace Analytical Services - Indianapolis
Associated Lab Samples: 50316700001, 50316700002, 50316700003

METHOD BLANK: 3121051 Matrix: Water
Associated Lab Samples: 50316700001, 50316700002, 50316700003

Parameter	Units	Blank Result	Reporting Limit	Analyzed	Qualifiers
Sulfide	mg/L	ND	0.10	05/23/22 19:56	

LABORATORY CONTROL SAMPLE: 3121052

Parameter	Units	Spike Conc.	LCS Result	LCS % Rec	% Rec Limits	Qualifiers
Sulfide	mg/L	0.5	0.49	98	90-110	

MATRIX SPIKE & MATRIX SPIKE DUPLICATE: 3121053 3121054

Parameter	Units	50316700001 Result	MS Spike Conc.	MSD Spike Conc.	MS Result	MSD Result	MS % Rec	MSD % Rec	% Rec Limits	RPD	Max RPD	Qual
Sulfide	mg/L	ND	0.5	0.5	0.48	0.48	96	95	90-110	0	20	

MATRIX SPIKE SAMPLE: 3121055

Parameter	Units	50316700002 Result	Spike Conc.	MS Result	MS % Rec	% Rec Limits	Qualifiers
Sulfide	mg/L	ND	0.5	0.44	85	90-110	M0

Results presented on this page are in the units indicated by the "Units" column except where an alternate unit is presented to the right of the result.

REPORT OF LABORATORY ANALYSIS

This report shall not be reproduced, except in full,
without the written consent of Pace Analytical Services, LLC.

Pace Analytical Services, LLC
7726 Moller Road
Indianapolis, IN 46268
(317)228-3100

QUALITY CONTROL DATA

Project: Eagle Valley P1R5
Pace Project No.: 50316700

QC Batch: 678400
QC Batch Method: HACH 8146
Analysis Method: HACH 8146
Analysis Description: Iron, Ferrous
Laboratory: Pace Analytical Services - Indianapolis
Associated Lab Samples: 50316700001, 50316700002, 50316700003

METHOD BLANK: 3123122 Matrix: Water
Associated Lab Samples: 50316700001, 50316700002, 50316700003

Parameter	Units	Blank Result	Reporting Limit	Analyzed	Qualifiers
Iron, Ferrous	mg/L	ND	0.20	05/25/22 23:08	H3,N2

LABORATORY CONTROL SAMPLE: 3123123

Parameter	Units	Spike Conc.	LCS Result	LCS % Rec	% Rec Limits	Qualifiers
Iron, Ferrous	mg/L	1	0.99	99	90-110	H3,N2

MATRIX SPIKE & MATRIX SPIKE DUPLICATE: 3123124 3123125

Parameter	Units	50316700001 Result	MS Spike Conc.	MSD Spike Conc.	MS Result	MSD Result	MS % Rec	MSD % Rec	% Rec Limits	RPD	Max RPD	Qual
Iron, Ferrous	mg/L	ND	1	1	0.99	1.0	99	100	90-110	1	20	H3,N2

MATRIX SPIKE & MATRIX SPIKE DUPLICATE: 3123126 3123127

Parameter	Units	50317002002 Result	MS Spike Conc.	MSD Spike Conc.	MS Result	MSD Result	MS % Rec	MSD % Rec	% Rec Limits	RPD	Max RPD	Qual
Iron, Ferrous	mg/L	ND	1	1	0.98	1.0	98	100	90-110	2	20	H3,N2

Results presented on this page are in the units indicated by the "Units" column except where an alternate unit is presented to the right of the result.

REPORT OF LABORATORY ANALYSIS

This report shall not be reproduced, except in full,
without the written consent of Pace Analytical Services, LLC.

Pace Analytical Services, LLC
7726 Moller Road
Indianapolis, IN 46268
(317)228-3100

QUALITY CONTROL DATA

Project: Eagle Valley P1R5
Pace Project No.: 50316700

QC Batch: 676819
QC Batch Method: EPA 353.2
Analysis Method: EPA 353.2
Analysis Description: 353.2 Nitrate + Nitrite, Unpres.
Laboratory: Pace Analytical Services - Indianapolis
Associated Lab Samples: 50316700001, 50316700002, 50316700003

METHOD BLANK: 3116117 Matrix: Water
Associated Lab Samples: 50316700001, 50316700002, 50316700003

Parameter	Units	Blank Result	Reporting Limit	Analyzed	Qualifiers
Nitrogen, Nitrate	mg/L	ND	0.10	05/18/22 08:58	
Nitrogen, Nitrite	mg/L	ND	0.10	05/18/22 08:58	

LABORATORY CONTROL SAMPLE: 3116118

Parameter	Units	Spike Conc.	LCS Result	LCS % Rec	% Rec Limits	Qualifiers
Nitrogen, Nitrate	mg/L	1	0.98	98	90-110	
Nitrogen, Nitrite	mg/L	1	0.98	98	90-110	

MATRIX SPIKE & MATRIX SPIKE DUPLICATE: 3116119 3116120

Parameter	Units	50316700001 Result	MS Spike Conc.	MSD Spike Conc.	MS Result	MSD Result	MS % Rec	MSD % Rec	% Rec Limits	RPD	Max RPD	Qual
Nitrogen, Nitrate	mg/L	1.5	1	1	2.5	2.5	99	99	90-110	0	20	
Nitrogen, Nitrite	mg/L	ND	1	1	0.97	0.97	97	97	90-110	0	20	

MATRIX SPIKE SAMPLE: 3116121

Parameter	Units	50316701004 Result	Spike Conc.	MS Result	MS % Rec	% Rec Limits	Qualifiers
Nitrogen, Nitrate	mg/L	ND	1	0.97	97	90-110	
Nitrogen, Nitrite	mg/L	ND	1	0.98	98	90-110	

Results presented on this page are in the units indicated by the "Units" column except where an alternate unit is presented to the right of the result.

REPORT OF LABORATORY ANALYSIS

This report shall not be reproduced, except in full,
without the written consent of Pace Analytical Services, LLC.

Pace Analytical Services, LLC
7726 Moller Road
Indianapolis, IN 46268
(317)228-3100

QUALITY CONTROL DATA

Project: Eagle Valley P1R5
Pace Project No.: 50316700

QC Batch: 676784
QC Batch Method: EPA 365.1
Analysis Method: EPA 365.1
Analysis Description: 365.1 Total Phosphorus
Laboratory: Pace Analytical Services - Indianapolis
Associated Lab Samples: 50316700001, 50316700002, 50316700003

METHOD BLANK: 3115979 Matrix: Water
Associated Lab Samples: 50316700001, 50316700002, 50316700003

Parameter	Units	Blank Result	Reporting Limit	Analyzed	Qualifiers
Phosphate as P04	mg/L	ND	0.15	05/21/22 11:26	

LABORATORY CONTROL SAMPLE: 3115980

Parameter	Units	Spike Conc.	LCS Result	LCS % Rec	% Rec Limits	Qualifiers
Phosphate as P04	mg/L		1.4			

MATRIX SPIKE & MATRIX SPIKE DUPLICATE: 3115981 3115982

Parameter	Units	50316700001 Result	MS Spike Conc.	MSD Spike Conc.	MS Result	MSD Result	MS % Rec	MSD % Rec	% Rec Limits	RPD	Max RPD	Qual
Phosphate as P04	mg/L	ND			1.4	1.5				1		

MATRIX SPIKE SAMPLE: 3115983

Parameter	Units	50316700004 Result	Spike Conc.	MS Result	MS % Rec	% Rec Limits	Qualifiers
Phosphate as P04	mg/L	ND		1.4			

Results presented on this page are in the units indicated by the "Units" column except where an alternate unit is presented to the right of the result.

REPORT OF LABORATORY ANALYSIS

This report shall not be reproduced, except in full,
without the written consent of Pace Analytical Services, LLC.

Pace Analytical Services, LLC
7726 Moller Road
Indianapolis, IN 46268
(317)228-3100

QUALITY CONTROL DATA

Project: Eagle Valley P1R5
Pace Project No.: 50316700

QC Batch: 678554
QC Batch Method: SM 5310C
Analysis Method: SM 5310C
Analysis Description: 5310C Total Organic Carbon
Laboratory: Pace Analytical Services - Indianapolis
Associated Lab Samples: 50316700001, 50316700002, 50316700003

METHOD BLANK: 3123812 Matrix: Water
Associated Lab Samples: 50316700001, 50316700002, 50316700003

Parameter	Units	Blank Result	Reporting Limit	Analyzed	Qualifiers
Total Organic Carbon	mg/L	ND	1.0	05/26/22 23:00	

LABORATORY CONTROL SAMPLE: 3123813

Parameter	Units	Spike Conc.	LCS Result	LCS % Rec	% Rec Limits	Qualifiers
Total Organic Carbon	mg/L	10	9.6	96	90-110	

MATRIX SPIKE & MATRIX SPIKE DUPLICATE: 3123814 3123815

Parameter	Units	50316700001 Result	MS Spike Conc.	MSD Spike Conc.	MS Result	MSD Result	MS % Rec	MSD % Rec	% Rec Limits	RPD	Max RPD	Qual
Total Organic Carbon	mg/L	ND	10	10	10.1	10.1	95	95	80-120	0	20	

MATRIX SPIKE SAMPLE: 3123816

Parameter	Units	50316617004 Result	Spike Conc.	MS Result	MS % Rec	% Rec Limits	Qualifiers
Total Organic Carbon	mg/L	1.3	10	10.8	95	80-120	

Results presented on this page are in the units indicated by the "Units" column except where an alternate unit is presented to the right of the result.

REPORT OF LABORATORY ANALYSIS

This report shall not be reproduced, except in full,
without the written consent of Pace Analytical Services, LLC.

Pace Analytical Services, LLC
7726 Moller Road
Indianapolis, IN 46268
(317)228-3100

QUALITY CONTROL DATA

Project: Eagle Valley P1R5
Pace Project No.: 50316700

QC Batch: 678549 | Analysis Method: SM 5310C
QC Batch Method: SM 5310C | Analysis Description: 5310C Dissolved Organic Carbon
Laboratory: Pace Analytical Services - Indianapolis
Associated Lab Samples: 50316700001, 50316700002, 50316700003

METHOD BLANK: 3123789 Matrix: Water
Associated Lab Samples: 50316700001, 50316700002, 50316700003

Parameter	Units	Blank Result	Reporting Limit	Analyzed	Qualifiers
Dissolved Organic Carbon	mg/L	ND	1.0	05/27/22 05:06	

LABORATORY CONTROL SAMPLE: 3123790

Parameter	Units	Spike Conc.	LCS Result	LCS % Rec	% Rec Limits	Qualifiers
Dissolved Organic Carbon	mg/L	10	9.9	99	90-110	

MATRIX SPIKE & MATRIX SPIKE DUPLICATE: 3123791 3123792

Parameter	Units	50316700001 Result	MS Spike Conc.	MSD Spike Conc.	MS Result	MSD Result	MS % Rec	MSD % Rec	% Rec Limits	RPD	Max RPD	Qual
Dissolved Organic Carbon	mg/L	ND	10	10	10.7	10.6	101	100	80-120	1	20	P4

MATRIX SPIKE SAMPLE: 3123793

Parameter	Units	50316808002 Result	Spike Conc.	MS Result	MS % Rec	% Rec Limits	Qualifiers
Dissolved Organic Carbon	mg/L	ND	10	11.2	102	80-120	

Results presented on this page are in the units indicated by the "Units" column except where an alternate unit is presented to the right of the result.

REPORT OF LABORATORY ANALYSIS

This report shall not be reproduced, except in full,
without the written consent of Pace Analytical Services, LLC.

Pace Analytical Services, LLC
7726 Moller Road
Indianapolis, IN 46268
(317)228-3100

ANALYTICAL RESULTS - RADIOCHEMISTRY

Project: Eagle Valley P1R5
Pace Project No.: 50316700

Sample: MW-20D **Lab ID: 50316700001** Collected: 05/17/22 13:35 Received: 05/17/22 17:00 Matrix: Water
PWS: Site ID: Sample Type:

Parameters	Method	Act ± Unc (MDC) Carr Trac	Units	Analyzed	CAS No.	Qual
	Pace Analytical Services - Greensburg					
Radium-226	EPA 903.1	**0.0591 ± 0.270 (0.435) C:NA T:88%**	pCi/L	07/01/22 13:11	13982-63-3	
	Pace Analytical Services - Greensburg					
Radium-228	EPA 904.0	**0.164 ± 0.351 (0.776) C:74% T:88%**	pCi/L	06/24/22 12:33	15262-20-1	
	Pace Analytical Services - Greensburg					
Total Radium	Total Radium Calculation	**0.223 ± 0.621 (1.21)**	pCi/L	07/01/22 17:40	7440-14-4	

This report shall not be reproduced, except in full,
without the written consent of Pace Analytical Services, LLC.

Pace Analytical Services, LLC
7726 Moller Road
Indianapolis, IN 46268
(317)228-3100

ANALYTICAL RESULTS - RADIOCHEMISTRY

Project: Eagle Valley P1R5
Pace Project No.: 50316700

Sample: MW-22D **Lab ID: 50316700002** Collected: 05/17/22 13:34 Received: 05/17/22 17:00 Matrix: Water
PWS: Site ID: Sample Type:

Parameters	Method	Act ± Unc (MDC) Carr Trac	Units	Analyzed	CAS No.	Qual
	Pace Analytical Services - Greensburg					
Radium-226	EPA 903.1	**0.656 ± 0.488 (0.642) C:NA T:89%**	pCi/L	07/01/22 13:11	13982-63-3	
	Pace Analytical Services - Greensburg					
Radium-228	EPA 904.0	**0.551 ± 0.459 (0.928) C:69% T:89%**	pCi/L	06/24/22 12:34	15262-20-1	
	Pace Analytical Services - Greensburg					
Total Radium	Total Radium Calculation	**1.21 ± 0.947 (1.57)**	pCi/L	07/01/22 17:40	7440-14-4	

This report shall not be reproduced, except in full,
without the written consent of Pace Analytical Services, LLC.

Pace Analytical Services, LLC
7726 Moller Road
Indianapolis, IN 46268
(317)228-3100

ANALYTICAL RESULTS - RADIOCHEMISTRY

Project: Eagle Valley P1R5
Pace Project No.: 50316700

Sample: DUP **Lab ID: 50316700003** Collected: 05/17/22 00:00 Received: 05/17/22 17:00 Matrix: Water
PWS: Site ID: Sample Type:

Parameters	Method	Act ± Unc (MDC) Carr Trac	Units	Analyzed	CAS No.	Qual
	Pace Analytical Services - Greensburg					
Radium-226	EPA 903.1	**0.215 ± 0.260 (0.396) C:NA T:92%**	pCi/L	07/01/22 13:11	13982-63-3	
	Pace Analytical Services - Greensburg					
Radium-228	EPA 904.0	**0.0984 ± 0.348 (0.785) C:72% T:92%**	pCi/L	06/24/22 12:34	15262-20-1	
	Pace Analytical Services - Greensburg					
Total Radium	Total Radium Calculation	**0.313 ± 0.608 (1.18)**	pCi/L	07/01/22 17:40	7440-14-4	

This report shall not be reproduced, except in full,
without the written consent of Pace Analytical Services, LLC.

Pace Analytical Services, LLC
7726 Moller Road
Indianapolis, IN 46268
(317)228-3100

ANALYTICAL RESULTS - RADIOCHEMISTRY

Project: Eagle Valley P1R5
Pace Project No.: 50316700

Sample: MW-20D RAD MS **Lab ID: 50316700007** Collected: 05/17/22 13:35 Received: 05/17/22 17:00 Matrix: Water
PWS: Site ID: Sample Type:

Parameters	Method	Act ± Unc (MDC) Carr Trac	Units	Analyzed	CAS No.	Qual
	Pace Analytical Services - Greensburg					
Radium-226	EPA 903.1	**72.53 %REC ± NA (NA) C:NA T:NA%**	pCi/L	07/01/22 13:39	13982-63-3	
	Pace Analytical Services - Greensburg					
Radium-228	EPA 904.0	**90.72 %REC ± NA (NA) C:NA T:NA**	pCi/L	06/24/22 12:34	15262-20-1	

REPORT OF LABORATORY ANALYSIS

This report shall not be reproduced, except in full,
without the written consent of Pace Analytical Services, LLC.

Pace Analytical Services, LLC
7726 Moller Road
Indianapolis, IN 46268
(317)228-3100

ANALYTICAL RESULTS - RADIOCHEMISTRY

Project: Eagle Valley P1R5
Pace Project No.: 50316700

Sample: MW-20D RAD MSD **Lab ID: 50316700008** Collected: 05/17/22 13:35 Received: 05/17/22 17:00 Matrix: Water
PWS: Site ID: Sample Type:

Parameters	Method	Act ± Unc (MDC) Carr Trac	Units	Analyzed	CAS No.	Qual
	Pace Analytical Services - Greensburg					
Radium-226	EPA 903.1	**97.57 %REC 29.44 RPD ± NA (NA) C:NA T:NA%**	pCi/L	07/01/22 13:39	13982-63-3	
	Pace Analytical Services - Greensburg					
Radium-228	EPA 904.0	**92.10 %REC 1.51 RPD ± NA (NA) C:NA T:NA**	pCi/L	06/24/22 12:34	15262-20-1	

This report shall not be reproduced, except in full,
without the written consent of Pace Analytical Services, LLC.

Pace Analytical Services, LLC
7726 Moller Road
Indianapolis, IN 46268
(317)228-3100

QUALITY CONTROL - RADIOCHEMISTRY

Project: Eagle Valley P1R5
Pace Project No.: 50316700

QC Batch: 510594
QC Batch Method: EPA 904.0
Analysis Method: EPA 904.0
Analysis Description: 904.0 Radium 228
Laboratory: Pace Analytical Services - Greensburg
Associated Lab Samples: 50316700001, 50316700002, 50316700003, 50316700007, 50316700008

METHOD BLANK: 2474779 Matrix: Water
Associated Lab Samples: 50316700001, 50316700002, 50316700003, 50316700007, 50316700008

Parameter	Act ± Unc (MDC) Carr Trac	Units	Analyzed	Qualifiers
Radium-228	0.365 ± 0.277 (0.528) C:74% T:89%	pCi/L	06/24/22 12:36	

Results presented on this page are in the units indicated by the "Units" column except where an alternate unit is presented to the right of the result.

REPORT OF LABORATORY ANALYSIS

This report shall not be reproduced, except in full,
without the written consent of Pace Analytical Services, LLC.

Pace Analytical Services, LLC
7726 Moller Road
Indianapolis, IN 46268
(317)228-3100

QUALITY CONTROL - RADIOCHEMISTRY

Project: Eagle Valley P1R5
Pace Project No.: 50316700

QC Batch: 510589
QC Batch Method: EPA 903.1
Analysis Method: EPA 903.1
Analysis Description: 903.1 Radium-226
Laboratory: Pace Analytical Services - Greensburg
Associated Lab Samples: 50316700001, 50316700002, 50316700003, 50316700007, 50316700008

METHOD BLANK: 2474772 Matrix: Water
Associated Lab Samples: 50316700001, 50316700002, 50316700003, 50316700007, 50316700008

Parameter	Act ± Unc (MDC) Carr Trac	Units	Analyzed	Qualifiers
Radium-226	0.0530 ± 0.242 (0.390) C:NA T:89%	pCi/L	07/01/22 12:58	

Results presented on this page are in the units indicated by the "Units" column except where an alternate unit is presented to the right of the result.

REPORT OF LABORATORY ANALYSIS

This report shall not be reproduced, except in full,
without the written consent of Pace Analytical Services, LLC.

Pace Analytical Services, LLC
7726 Moller Road
Indianapolis, IN 46268
(317)228-3100

QUALIFIERS

Project: Eagle Valley P1R5
Pace Project No.: 50316700

DEFINITIONS

DF - Dilution Factor, if reported, represents the factor applied to the reported data due to dilution of the sample aliquot.

ND - Not Detected at or above adjusted reporting limit.

TNTC - Too Numerous To Count

J - Estimated concentration above the adjusted method detection limit and below the adjusted reporting limit.

MDL - Adjusted Method Detection Limit.

PQL - Practical Quantitation Limit.

RL - Reporting Limit - The lowest concentration value that meets project requirements for quantitative data with known precision and bias for a specific analyte in a specific matrix.

S - Surrogate

1,2-Diphenylhydrazine decomposes to and cannot be separated from Azobenzene using Method 8270. The result for each analyte is a combined concentration.

Consistent with EPA guidelines, unrounded data are displayed and have been used to calculate % recovery and RPD values.

LCS(D) - Laboratory Control Sample (Duplicate)

MS(D) - Matrix Spike (Duplicate)

DUP - Sample Duplicate

RPD - Relative Percent Difference

NC - Not Calculable.

SG - Silica Gel - Clean-Up

U - Indicates the compound was analyzed for, but not detected.

N-Nitrosodiphenylamine decomposes and cannot be separated from Diphenylamine using Method 8270. The result reported for each analyte is a combined concentration.

Reported results are not rounded until the final step prior to reporting. Therefore, calculated parameters that are typically reported as "Total" may vary slightly from the sum of the reported component parameters.

Act - Activity

Unc - Uncertainty: SDWA = 1.96 sigma count uncertainty, all other matrices = Expanded Uncertainty (95% confidence interval). Gamma Spec = Expanded Uncertainty (95.4% Confidence Interval)

(MDC) - Minimum Detectable Concentration

Trac - Tracer Recovery (%)

Carr - Carrier Recovery (%)

Pace Analytical is TNI accredited. Contact your Pace PM for the current list of accredited analytes.

TNI - The NELAC Institute.

ANALYTE QUALIFIERS

H3	Sample was received or analysis requested beyond the recognized method holding time.
M0	Matrix spike recovery and/or matrix spike duplicate recovery was outside laboratory control limits.
N2	The lab does not hold NELAC/TNI accreditation for this parameter but other accreditations/certifications may apply. A complete list of accreditations/certifications is available upon request.
P4	Sample field preservation does not meet EPA or method recommendations for this analysis.
P6	Matrix spike recovery was outside laboratory control limits due to a parent sample concentration notably higher than the spike level.

This report shall not be reproduced, except in full,
without the written consent of Pace Analytical Services, LLC.

Pace Analytical Services, LLC
7726 Moller Road
Indianapolis, IN 46268
(317)228-3100

QUALITY CONTROL DATA CROSS REFERENCE TABLE

Project: Eagle Valley P1R5
Pace Project No.: 50316700

Lab ID	Sample ID	QC Batch Method	QC Batch	Analytical Method	Analytical Batch
50316700001	**MW-20D**	EPA 9056	678521		
50316700002	**MW-22D**	EPA 9056	678521		
50316700003	**DUP**	EPA 9056	678521		
50316700001	**MW-20D**	EPA 3010	677592	EPA 6010	678794
50316700002	**MW-22D**	EPA 3010	677592	EPA 6010	678794
50316700003	**DUP**	EPA 3010	677592	EPA 6010	678794
50316700001	**MW-20D**	EPA 3010	678126	EPA 6010	678964
50316700002	**MW-22D**	EPA 3010	678126	EPA 6010	678964
50316700003	**DUP**	EPA 3010	678126	EPA 6010	678964
50316700001	**MW-20D**	EPA 200.2	677820	EPA 6020	678085
50316700002	**MW-22D**	EPA 200.2	677820	EPA 6020	678085
50316700003	**DUP**	EPA 200.2	677820	EPA 6020	678085
50316700001	**MW-20D**	EPA 903.1	510589		
50316700002	**MW-22D**	EPA 903.1	510589		
50316700003	**DUP**	EPA 903.1	510589		
50316700007	**MW-20D RAD MS**	EPA 903.1	510589		
50316700008	**MW-20D RAD MSD**	EPA 903.1	510589		
50316700001	**MW-20D**	EPA 904.0	510594		
50316700002	**MW-22D**	EPA 904.0	510594		
50316700003	**DUP**	EPA 904.0	510594		
50316700007	**MW-20D RAD MS**	EPA 904.0	510594		
50316700008	**MW-20D RAD MSD**	EPA 904.0	510594		
50316700001	**MW-20D**	Total Radium Calculation	515970		
50316700002	**MW-22D**	Total Radium Calculation	515970		
50316700003	**DUP**	Total Radium Calculation	515970		
50316700001	**MW-20D**	SM 2320B	677538		
50316700002	**MW-22D**	SM 2320B	677538		
50316700003	**DUP**	SM 2320B	677538		
50316700001	**MW-20D**	SM 2540C	677533		
50316700002	**MW-22D**	SM 2540C	677533		
50316700003	**DUP**	SM 2540C	677533		
50316700001	**MW-20D**	SM 4500-H+B	677536		
50316700002	**MW-22D**	SM 4500-H+B	677536		
50316700003	**DUP**	SM 4500-H+B	677536		
50316700001	**MW-20D**	SM 4500-S2-D	677853		
50316700002	**MW-22D**	SM 4500-S2-D	677853		
50316700003	**DUP**	SM 4500-S2-D	677853		
50316700001	**MW-20D**	HACH 8146	678400		
50316700002	**MW-22D**	HACH 8146	678400		
50316700003	**DUP**	HACH 8146	678400		
50316700001	**MW-20D**	EPA 353.2	676819		
50316700002	**MW-22D**	EPA 353.2	676819		
50316700003	**DUP**	EPA 353.2	676819		

REPORT OF LABORATORY ANALYSIS

This report shall not be reproduced, except in full,
without the written consent of Pace Analytical Services, LLC.

Pace Analytical Services, LLC
7726 Moller Road
Indianapolis, IN 46268
(317)228-3100

QUALITY CONTROL DATA CROSS REFERENCE TABLE

Project: Eagle Valley P1R5
Pace Project No.: 50316700

Lab ID	Sample ID	QC Batch Method	QC Batch	Analytical Method	Analytical Batch
50316700001	**MW-20D**	EPA 365.1	676784	EPA 365.1	677710
50316700002	**MW-22D**	EPA 365.1	676784	EPA 365.1	677710
50316700003	**DUP**	EPA 365.1	676784	EPA 365.1	677710
50316700001	**MW-20D**	SM 5310C	678554		
50316700002	**MW-22D**	SM 5310C	678554		
50316700003	**DUP**	SM 5310C	678554		
50316700001	**MW-20D**	SM 5310C	678549		
50316700002	**MW-22D**	SM 5310C	678549		
50316700003	**DUP**	SM 5310C	678549		

This report shall not be reproduced, except in full,
without the written consent of Pace Analytical Services, LLC.

Pace

CHAIN-OF-CUSTODY / Analytical Request Document

The Chain-of-Custody is a LEGAL DOCUMENT. All relevant fields must be completed accurately.

Submitting a sample via this chain of custody constitutes acknowledgment and acceptance of the Pace Terms an... found at https://info.pacelabs.com/hubfs/pas-standard-terms.pdf.

WO# : 50316700

50316700

Page: 1 Of 1

Section A Required Client Information:		Section B Required Project Information:		Section C Invoice Information:	
Company:	Atlas Indianapolis	Report To:	Mark Breting	Attention:	
Address:	7988 Centerpoint Drive	Copy To:		Company Name:	
	Indianapolis, IN 46256			Address:	
Email:	mark.breting@oneatlas.com	Purchase Order #:		Pace Quote:	
Phone:	NONE Fax:	Project Name:	Eagle Valley Profile 1 Report 5	Pace Project Manag...	
Requested Due Date:		Project #:		Pace Profile #:	

Regulatory Agency

State / Location: IN

Requested Analysis Filtered (Y/N)

ITEM #	SAMPLE ID (One Character per box. (A-Z, 0-9 / , -) Sample Ids must be unique)	MATRIX CODE (see valid codes to left)	SAMPLE TYPE (G=GRAB C=COMP)	COLLECTED START DATE	COLLECTED START TIME	COLLECTED END DATE	COLLECTED END TIME	SAMPLE TEMP AT COLLECTION	# OF CONTAINERS	Preservatives: Unpreserved	H2SO4	HNO3	HCl	NaOH + ZnAcetate	Na2S2O3	Methanol	Other	Analyses Test Y/N	TDS / NO2,NO3-Wet	(Cl, F, SO4) IC	Metals, Total*	Metals Diss. Field Filtered**	Rad-228	Rad-226	Alkalinity, Ferrous Iron, pH	TOC by 5310C	DOC by 5310C	Sulfide	Phosphate		Residual Chlorine (Y/N)	
1	MW-20S	WT							11	3	3	4		1					X	X	X	X	X	X	X	X	X	X			
2	MW-20I	WT							11	3	3	4		1					X	X	X	X	X	X	X	X	X	X			
3	MW-20D	WT	G	5/17	1335				11	3	3	4		1					X	X	X	X	X	X	X	X	X	X			001
4	MW-22D	WT	G			5/17/22	1334		11	3	3	4		1					X	X	X	X	X	X	X	X	X	X			002
5	MW-22I	WT							11	3	3	4		1					X	X	X	X	X	X	X	X	X	X			
6	MW-22S	WT							11	3	3	4		1					X	X	X	X	X	X	X	X	X	X			
7	DUP	WT	G			5/17/22	0000		11	3	3	4		1					X	X	X	X	X	X	X	X	X	X			003
8	MS-3 (MW-20D)	WT	G	5/17	1335				11	3	3	4		1					X	X	X	X	X	X	X	X	X	X			
9	MSD-3 (MW-20D)	WT	G	5/17	1335				11	3	3	4		1					X	X	X	X	X	X	X	X	X	X			
10																															
11																															
12																															

MATRIX CODE: Drinking Water DW; Water WT; Waste Water WW; Product P; Soil/Solid SL; Oil OL; Wipe WP; Air AR; Other OT; Tissue TS

ADDITIONAL COMMENTS	RELINQUISHED BY / AFFILIATION	DATE	TIME	ACCEPTED BY / AFFILIATION	DATE	TIME	SAMPLE CONDITIONS			
* Metals: 6010 (Al, Ba, B, Cd, Cr, Fe, Pb, Mn, Mo, Ca, Mg, Na, K, Li, SiO2)		5/17	1700		5/17/22	1700	See SCUR	T	N	Y
6020 (Be, Co, As, Se, Sb, Tl), 7470 (Hg)										
...lved FF 6010 (Mo, Mn)										
...rb & Carb)										

SAMPLER NAME AND SIGNATURE

PRINT Name of SAMPLER: P. Grey Hopper

SIGNATURE of SAMPLER: [signature] DATE Signed: 5/17/22

TEMP in C | Received on Ice (Y/N) | Custody Sealed Cooler (Y/N) | Samples Intact (Y/N)

Pace Analytical
WWW.PACELABS.COM

CHAIN-OF-CUSTODY / Analytical Request Document

The Chain-of-Custody is a LEGAL DOCUMENT. All relevant fields must be completed accurately.

Section A Required Client Information:		Section B Required Project Information:		Section C Invoice Information:	
Company:	Atlas Indianapolis	Report To:	Mark Breting	Attention:	Accounts Payable
Address:	7988 Centerpoint Drive	Copy To:		Company Name:	Atlas Indianapolis
	Indianapolis, IN 46256			Address:	
Email:	mark.breting@oneatlas.com	Purchase Order #:		Pace Quote:	
Phone:	NONE Fax:	Project Name:	Eagle Valley Profile 1 Report 2	Pace Project Manager:	hayden.putt@pacelabs.com
Requested Due Date:		Project #:		Pace Profile #:	10498/18

Regulatory Agency

State / Location: IN

Requested Analysis Filtered (Y/N)

ITEM #	SAMPLE ID (One Character per box. (A-Z, 0-9 / , -) Sample Ids must be unique)	MATRIX CODE (see valid codes to left)	SAMPLE TYPE (G=GRAB C=COMP)	COLLECTED START DATE	COLLECTED START TIME	COLLECTED END DATE	COLLECTED END TIME	SAMPLE TEMP AT COLLECTION	# OF CONTAINERS	Preservatives: Unpreserved	H2SO4	HNO3	HCl	NaOH + ZnAcetate	Na2S2O3	Methanol	Other	Analyses Test Y/N	TDS / NO2,NO3-Wet	(Cl, F, SO4) IC	Metals, Total*	Metals Diss. Field Filtered**	Rad-228	Rad-226	Alkalinity, Ferrous Iron, pH	TOC by 5310C	DOC by 5310C	Sulfide	Phosphate		Residual Chlorine (Y/N)	
	MATRIX: Drinking Water DW, Water WT, Waste Water WW, Product P, Soil/Solid SL, Oil OL, Wipe WP, Air AR, Other OT, Tissue TS																	Y				Y									
1	~~MW-14S~~	WT							11	3	3	4		1					X	X	X	X	X	X	X	X	X	X				
2	~~MW-14I~~	WT							11	3	3	4		1					X	X	X	X	X	X	X	X	X	X				
3	~~MW-14D~~	WT							11	3	3	4		1					X	X	X	X	X	X	X	X	X	X				
4	~~MW-15S~~	WT							11	3	3	4		1					X	X	X	X	X	X	X	X	X	X				
5	~~MW-15I~~	WT							11	3	3	4		1					X	X	X	X	X	X	X	X	X	X				
6	~~MW-15D~~	WT							11	3	3	4		1					X	X	X	X	X	X	X	X	X	X				
7	MW-16S	WT	G	5-17-22	1250				11	3	3	4		1					X	X	X	X	X	X	X	X	X	X			004	
8	MW-16I	WT	↓	↓	1145				11	3	3	4		1					X	X	X	X	X	X	X	X	X	X			005	
9	MW-16D	WT	↓	↓	1040				11	3	3	4		1					X	X	X	X	X	X	X	X	X	X			006	
10	~~MW-17S~~	WT							11	3	3	4		1					X	X	X	X	X	X	X	X	X	X				
11	~~MW-17I~~	WT							11	3	3	4		1					X	X	X	X	X	X	X	X	X	X				
12	~~MW-17D~~	WT							11	3	3	4		1					X	X	X	X	X	X	X	X	X	X				

ADDITIONAL COMMENTS	RELINQUISHED BY / AFFILIATION	DATE	TIME	ACCEPTED BY / AFFILIATION	DATE	TIME	SAMPLE CONDITIONS			
* Metals: 6010 (Al, Ba, B, Fe, Mn, Mo, Ca, Mg, Na, K, Li, SiO2)	Atlas	5/17/22	1700		5/17/22	1700	See pg 1	Y	N	Y
6020 (Co, As, Se, Sb)										
** Dissolved FF 6010 (Mo, Mn)										
Alkalinity = (Total , Bicarb & Carb)										

SAMPLER NAME AND SIGNATURE				
PRINT Name of SAMPLER:	Erika Valerio		TEMP in C	
SIGNATURE of SAMPLER:		DATE Signed: 5-17-2022	Received on Ice (Y/N)	Y
			Custody Sealed Cooler (Y/N)	N
			Samples Intact (Y/N)	Y

F-IN-Q-290-rev.22, 22Apr2022

SAMPLE CONDITION UPON RECEIPT FORM

Date/Time and Initials of person examining contents: 05/17/22 2025 SMK

1. **Courier:** ☐ FED EX ☐ UPS ☑ CLIENT ☐ PACE ☐ USPS ☐ OTHER _____
2. **Custody Seal on Cooler/Box Present:** ☐ Yes ☒ No
   (If yes)Seals Intact: ☐ Yes ☐ No **(leave blank if no seals were present)**
3. **Thermometer:** 1 2 3 4 5 6 A B C D E F
4. **Cooler Temperature(s):** 17.4/17.4 | 2.7/2.7 | 11.3/11.3 | 1.3/1.3
   (Initial/Corrected) **RECORD TEMPS OF ALL COOLERS RECEIVED (use Comments below to add more)**
5. **Packing Material:** ☐ Bubble Wrap ☒ Bubble Bags ☐ None ☐ Other _____
6. **Ice Type:** ☑ Wet ☐ Blue ☐ None
7. **If temp. is over 6°C or under 0°C, was the PM notified?:** ☐ Yes ☑ No
   Cooler temp should be above freezing to 6°C

All discrepancies will be written out in the comments section below.

	Yes	No		Yes	No	N/A
USDA Regulated Soils? (HI, ID, NY, WA, OR,CA, NM, TX, OK, AR, LA, TN, AL, MS, NC, SC, GA, FL, or Puerto Rico)		✓	All containers needing acid/base preservation have been pH CHECKED?: **Exceptions: VOA, coliform, LLHg, O&G, RAD CHEM, and any container with a septum cap or preserved with HCl.** **Circle:** **HNO3 (<2) H2SO4 (<2) NaOH (>10) NaOH/ZnAc (>9)** Any non-conformance to pH recommendations will be noted on the container count form	✓		
Short Hold Time Analysis (48 hours or less)? **Analysis:** NO3	✓					
Time 5035A TC placed in Freezer or Short Holds To Lab	Time: Walk-in			Present	Absent	N/A
			Residual Chlorine Check (SVOC 625 Pest/PCB 608)			✓
Rush TAT Requested (4 days or less):		✓	Residual Chlorine Check (Total/Amenable/Free Cyanide)			✓
Custody Signatures Present?	✓		Headspace Wisconsin Sulfide?			✓
Containers Intact?:	✓		Headspace in VOA Vials (>6mm): See Containter Count form for details	Present	Absent	No VOA Vials Sent ✓
Sample Label (IDs/Dates/Times) Match COC?: Except TCs, which only require sample ID	✓					
			Trip Blank Present?		✓	
Extra labels on Terracore Vials? (soils only)		✓	Trip Blank Custody Seals?:			—

COMMENTS:

Samples 004-006 moved to project 50317814. hrp 6/1/22

COC PAGE 1 **of** 2

Sample Container Count

SBS
DI
MeOH (only)
BK
Kit

** Place a RED dot on containers that are out of conformance **

COC Line Item	WGFU	R	DG9H VG9H	VOA VIAL HS (>6mm)	VG9U	DG9U	VG9T	AG0U	AG1H	AG1U	AG2U	AG3S	AG3SF	AG3C	BP1U	BP1N	BP2U	BP3U	BP3N	BP3F	BP3S	BP3B	BP3Z	CG3H	Syringe Kit	Matrix	HNO3/ H2SO4 pH <2	NaOH/ ZNAc pH >9	NaOH pH>10
1																													
2																													
3												3	3			6	6	6	3	3	3		3			WT	3	✓	
4												1	1			2	1	2	1	1	1		1			↓	✓	✓	
5																													
6																													
7												1	1			2	1	2	1	1	1		1			WT	✓		
8																													
9																													
10																													
11																													
12																													

Container Codes

Glass

DG9H	40mL HCl amber voa vial	BG1T	1L Na Thiosulfate clear glass	BP1B	1L NaOH plastic
DG9P	40mL TSP amber vial	BG1U	1L unpreserved glass	BP1N	1L HNO3 plastic
DG9S	40mL H2SO4 amber vial	BG3H	250mL HCl Clear Glass	BP1S	1L H2SO4 plastic
DG9T	40mL Na Thio amber vial	BG3U	250mL Unpres Clear Glass	BP1U	1L unpreserved plastic
DG9U	40mL unpreserved amber vial	AG0U	100mL unpres amber glass	BP1Z	1L NaOH, Zn, Ac
VG9H	40mL HCl clear vial	AG1H	1L HCl amber glass	BP2N	500mL HNO3 plastic
VG9T	40mL Na Thio. clear vial	AG1S	1L H2SO4 amber glass	BP2C	500mL NaOH plastic
VG9U	40mL unpreserved clear vial	AG1T	1L Na Thiosulfate amber glass	BP2S	500mL H2SO4 plastic
I	40mL w/hexane wipe vial	AG1U	1liter unpres amber glass	BP2U	500mL unpreserved plastic
WGKU	8oz unpreserved clear jar	AG2N	500mL HNO3 amber glass	BP2Z	500mL NaOH, Zn Ac
WGFU	4oz clear soil jar	AG2S	500mL H2SO4 amber glass	BP3B	250mL NaOH plastic
JGFU	4oz unpreserved amber wide	AG2U	500mL unpres amber glass	BP3N	250mL HNO3 plastic
CG3H	250mL clear glass HCl	AG3S	250mL H2SO4 amber glass	BP3F	250mL HNO3 plastic-field filtered
BG1H	1L HCl clear glass	AG3SF	250mL H2SO4 amb glass -field filtered	BP3U	250mL unpreserved plastic
BG1S	1L H2SO4 clear glass	AG3U	250mL unpres amber glass	BP3S	250mL H2SO4 plastic
GN	General	AG3C	250mL NaOH amber glass	BP3Z	250mL NaOH, ZnAc plastic

Plastic / Misc.

BP4U	125mL unpreserved plastic
BP4N	125mL HNO3 plastic
BP4S	125mL H2SO4 plastic

Syringe Kit	LL Cr+6 sampling kit

AF	Air Filter
C	Air Cassettes
R	Terracore kit
SP5T	120mL Coliform Na Thiosulfate
U	Summa Can
ZPLC	Ziploc Bag

WT		Water	
SL		Solid	
NAL	OL	Non-aqueous liquid	Oil
WP		Wipe	

COC PAGE 2 **of** 2

Sample Container Count

SBS
DI
MeOH (only)
BK
Kit

** Place a RED dot on containers that are out of conformance **

COC Line Item	WGFU	R	DG9H VG9H	VOA VIAL HS (>6mm)	VG9U	DG9U	VG9T	AG0U	AG1H	AG1U	AG2U	AG3S	AG3SF	AG3C	BP1U	BP1N	BP2U	BP3U	BP3N	BP3F	BP3S	BP3B	BP3Z	CG3H	Syringe Kit			Matrix	HNO3/ H2SO4 pH <2	NaOH/ ZNAc pH >9	NaOH pH>10
1																															
2																															
3																															
4																															
5																															
6																															
7												1	1			2	1	2	1	1	1		1					M	~	~	
8												↓	↓			↓	↓	↓	↓	↓	↓		↓					↓	↓	↓	
9												↓	↓			↓	↓	↓	↓	↓	↓		↓					↓	↓	↓	
10																															
11																															
12																															

Container Codes

Glass

DG9H	40mL HCl amber voa vial	BG1T	1L Na Thiosulfate clear glass	BP1B	1L NaOH plastic
DG9P	40mL TSP amber vial	BG1U	1L unpreserved glass	BP1N	1L HNO3 plastic
DG9S	40mL H2SO4 amber vial	BG3H	250mL HCl Clear Glass	BP1S	1L H2SO4 plastic
DG9T	40mL Na Thio amber vial	BG3U	250mL Unpres Clear Glass	BP1U	1L unpreserved plastic
DG9U	40mL unpreserved amber vial	AG0U	100mL unpres amber glass	BP1Z	1L NaOH, Zn, Ac
VG9H	40mL HCl clear vial	AG1H	1L HCl amber glass	BP2N	500mL HNO3 plastic
VG9T	40mL Na Thio. clear vial	AG1S	1L H2SO4 amber glass	BP2C	500mL NaOH plastic
VG9U	40mL unpreserved clear vial	AG1T	1L Na Thiosulfate amber glass	BP2S	500mL H2SO4 plastic
I	40mL w/hexane wipe vial	AG1U	1liter unpres amber glass	BP2U	500mL unpreserved plastic
WGKU	8oz unpreserved clear jar	AG2N	500mL HNO3 amber glass	BP2Z	500mL NaOH, Zn Ac
WGFU	4oz clear soil jar	AG2S	500mL H2SO4 amber glass	BP3B	250mL NaOH plastic
JGFU	4oz unpreserved amber wide	AG2U	500mL unpres amber glass	BP3N	250mL HNO3 plastic
CG3H	250mL clear glass HCl	AG3S	250mL H2SO4 amber glass	BP3F	250mL HNO3 plastic-field filtered
BG1H	1L HCl clear glass	AG3SF	250mL H2SO4 amb glass -field filtered	BP3U	250mL unpreserved plastic
BG1S	1L H2SO4 clear glass	AG3U	250mL unpres amber glass	BP3S	250mL H2SO4 plastic
GN	General	AG3C	250mL NaOH amber glass	BP3Z	250mL NaOH, ZnAc plastic

Plastic / Misc.

BP4U	125mL unpreserved plastic
BP4N	125mL HNO3 plastic
BP4S	125mL H2SO4 plastic

Syringe Kit	LL Cr+6 sampling kit

AF	Air Filter
C	Air Cassettes
R	Terracore kit
SP5T	120mL Coliform Na Thiosulfate
U	Summa Can
ZPLC	Ziploc Bag

WT		Water	
SL		Solid	
NAL	OL	Non-aqueous liquid	Oil
WP		Wipe	

Pace Analytical Services, LLC
7726 Moller Road
Indianapolis, IN 46268
(317)228-3100

July 27, 2022

Mr. Mark Breting
ATC Group Services
7988 Centerpoint Drive
Suite 100
Indianapolis, IN 46256

RE: Project: Eagle Valley P1R4
Pace Project No.: 50316808

Dear Mr. Breting:

Enclosed are the analytical results for sample(s) received by the laboratory on May 18, 2022. The results relate only to the samples included in this report. Results reported herein conform to the applicable TNI/NELAC Standards and the laboratory's Quality Manual, where applicable, unless otherwise noted in the body of the report.

The test results provided in this final report were generated by each of the following laboratories within the Pace Network:

- Pace Analytical Services - Indianapolis
- Pace Analytical Services - Greensburg

If you have any questions concerning this report, please feel free to contact me.

Sincerely,

Hayden Putt
hayden.putt@pacelabs.com
(317)228-3145
Project Manager

Enclosures

cc: Mr. Robert Miller, Haley & Aldrich

This report shall not be reproduced, except in full,
without the written consent of Pace Analytical Services, LLC.

Pace Analytical Services, LLC
7726 Moller Road
Indianapolis, IN 46268
(317)228-3100

CERTIFICATIONS

Project: Eagle Valley P1R4
Pace Project No.: 50316808

Pace Analytical Services Pennsylvania

1638 Roseytown Rd Suites 2,3&4, Greensburg, PA 15601
ANAB DOD-ELAP Rad Accreditation #: L2417
Alabama Certification #: 41590
Arizona Certification #: AZ0734
Arkansas Certification
California Certification #: 04222CA
Colorado Certification #: PA01547
Connecticut Certification #: PH-0694
Delaware Certification
EPA Region 4 DW Rad
Florida/TNI Certification #: E87683
Georgia Certification #: C040
Florida: Cert E871149 SEKS WET
Guam Certification
Hawaii Certification
Idaho Certification
Illinois Certification
Indiana Certification
Iowa Certification #: 391
Kansas/TNI Certification #: E-10358
Kentucky Certification #: KY90133
KY WW Permit #: KY0098221
KY WW Permit #: KY0000221
Louisiana DHH/TNI Certification #: LA180012
Louisiana DEQ/TNI Certification #: 4086
Maine Certification #: 2017020
Maryland Certification #: 308
Massachusetts Certification #: M-PA1457
Michigan/PADEP Certification #: 9991
Missouri Certification #: 235
Montana Certification #: Cert0082
Nebraska Certification #: NE-OS-29-14
Nevada Certification #: PA014572018-1
New Hampshire/TNI Certification #: 297617
New Jersey/TNI Certification #: PA051
New Mexico Certification #: PA01457
New York/TNI Certification #: 10888
North Carolina Certification #: 42706
North Dakota Certification #: R-190
Ohio EPA Rad Approval: #41249
Oregon/TNI Certification #: PA200002-010
Pennsylvania/TNI Certification #: 65-00282
Puerto Rico Certification #: PA01457
Rhode Island Certification #: 65-00282
South Dakota Certification
Tennessee Certification #: 02867
Texas/TNI Certification #: T104704188-17-3
Utah/TNI Certification #: PA014572017-9
USDA Soil Permit #: P330-17-00091
Vermont Dept. of Health: ID# VT-0282
Virgin Island/PADEP Certification
Virginia/VELAP Certification #: 460198
Washington Certification #: C868
West Virginia DEP Certification #: 143
West Virginia DHHR Certification #: 9964C
Wisconsin Approve List for Rad
Wyoming Certification #: 8TMS-L

Pace Analytical Services Indianapolis

7726 Moller Road, Indianapolis, IN 46268
Illinois Accreditation #: 200074
Indiana Drinking Water Laboratory #: C-49-06
Kansas/TNI Certification #: E-10177
Kentucky UST Agency Interest #: 80226
Kentucky WW Laboratory ID #: 98019
Michigan Drinking Water Laboratory #9050
Ohio VAP Certified Laboratory #: CL0065
Oklahoma Laboratory #: 9204
Texas Certification #: T104704355
Wisconsin Laboratory #: 999788130
USDA Soil Permit #: P330-19-00257

This report shall not be reproduced, except in full,
without the written consent of Pace Analytical Services, LLC.

Pace Analytical Services, LLC
7726 Moller Road
Indianapolis, IN 46268
(317)228-3100

SAMPLE SUMMARY

Project: Eagle Valley P1R4
Pace Project No.: 50316808

Lab ID	Sample ID	Matrix	Date Collected	Date Received
50316808001	**MW-10I**	Water	05/18/22 11:55	05/18/22 16:15
50316808002	**MW-10D**	Water	05/18/22 12:55	05/18/22 16:15

This report shall not be reproduced, except in full,
without the written consent of Pace Analytical Services, LLC.

Pace Analytical Services, LLC
7726 Moller Road
Indianapolis, IN 46268
(317)228-3100

SAMPLE ANALYTE COUNT

Project: Eagle Valley P1R4
Pace Project No.: 50316808

Lab ID	Sample ID	Method	Analysts	Analytes Reported	Laboratory
50316808001	**MW-10I**	EPA 9056	BK1	3	PASI-I
		EPA 6010	MTM, RAM	15	PASI-I
		EPA 6010	MTM	2	PASI-I
		EPA 6020	DMT	6	PASI-I
		EPA 7470	ILP	1	PASI-I
		EPA 903.1	SLC	1	PASI-PA
		EPA 904.0	VAL	1	PASI-PA
		Total Radium Calculation	JAL	1	PASI-PA
		SM 2320B	TAY	3	PASI-I
		SM 2540C	BSW	1	PASI-I
		SM 4500-H+B	TRK	1	PASI-I
		SM 4500-S2-D	ZM	1	PASI-I
		HACH 8146	ZM	1	PASI-I
		EPA 353.2	OAS	2	PASI-I
		EPA 365.1	ZM	1	PASI-I
		SM 5310C	ZM	1	PASI-I
		SM 5310C	ZM	1	PASI-I
50316808002	**MW-10D**	EPA 9056	BK1	3	PASI-I
		EPA 6010	MTM, RAM	15	PASI-I
		EPA 6010	MTM	2	PASI-I
		EPA 6020	DMT	6	PASI-I
		EPA 7470	ILP	1	PASI-I
		EPA 903.1	SLC	1	PASI-PA
		EPA 904.0	VAL	1	PASI-PA
		Total Radium Calculation	JAL	1	PASI-PA
		SM 2320B	TAY	3	PASI-I
		SM 2540C	BSW	1	PASI-I
		SM 4500-H+B	TRK	1	PASI-I
		SM 4500-S2-D	ZM	1	PASI-I
		HACH 8146	ZM	1	PASI-I
		EPA 353.2	OAS	2	PASI-I
		EPA 365.1	ZM	1	PASI-I
		SM 5310C	ZM	1	PASI-I
		SM 5310C	ZM	1	PASI-I

PASI-I = Pace Analytical Services - Indianapolis
PASI-PA = Pace Analytical Services - Greensburg

REPORT OF LABORATORY ANALYSIS

This report shall not be reproduced, except in full,
without the written consent of Pace Analytical Services, LLC.

Pace Analytical Services, LLC
7726 Moller Road
Indianapolis, IN 46268
(317)228-3100

SUMMARY OF DETECTION

Project: Eagle Valley P1R4
Pace Project No.: 50316808

Lab Sample ID / Method	Client Sample ID / Parameters	Result	Units	Report Limit	Analyzed	Qualifiers
50316808001	**MW-10I**					
EPA 9056	Chloride	120	mg/L	25.0	06/01/22 11:49	
EPA 9056	Fluoride	0.32	mg/L	0.10	06/01/22 11:09	
EPA 9056	Sulfate	267	mg/L	25.0	06/01/22 11:49	
EPA 6010	Barium	74.4	ug/L	10.0	05/30/22 16:51	
EPA 6010	Boron	1040	ug/L	100	05/31/22 16:30	
EPA 6010	Calcium	149000	ug/L	1000	05/30/22 16:51	
EPA 6010	Iron	451	ug/L	100	05/30/22 16:51	
EPA 6010	Lithium	52.6	ug/L	20.0	05/30/22 16:51	
EPA 6010	Magnesium	30100	ug/L	1000	05/30/22 16:51	
EPA 6010	Manganese	91.5	ug/L	10.0	05/30/22 16:51	
EPA 6010	Molybdenum	125	ug/L	10.0	05/30/22 16:51	
EPA 6010	Potassium	10400	ug/L	1000	05/30/22 16:51	
EPA 6010	Silica	10200	ug/L	450	05/30/22 16:51	N2
EPA 6010	Sodium	116000	ug/L	1000	05/30/22 16:51	
EPA 6010	Manganese, Dissolved	35.6	ug/L	10.0	05/31/22 10:03	
EPA 6010	Molybdenum, Dissolved	129	ug/L	10.0	05/31/22 10:03	
EPA 903.1	Radium-226	0.403 ± 0.631 (0.897) C:NA T:88%	pCi/L		06/12/22 19:12	
EPA 904.0	Radium-228	0.699 ± 0.426 (0.804) C:69% T:91%	pCi/L		06/10/22 11:23	
Total Radium Calculation	Total Radium	1.10 ± 1.06 (1.70)	pCi/L		06/13/22 14:59	
SM 2320B	Alkalinity, Total as CaCO3	245	mg/L	2.0	05/25/22 12:49	
SM 2320B	Alkalinity,Bicarbonate (CaCO3)	245	mg/L	2.0	05/25/22 12:49	
SM 2540C	Total Dissolved Solids	897	mg/L	10.0	05/24/22 11:06	
SM 4500-H+B	pH at 25 Degrees C	7.4	Std. Units	0.10	05/23/22 14:35	H3
SM 5310C	Dissolved Organic Carbon	1.2	mg/L	1.0	05/27/22 10:01	
50316808002	**MW-10D**					
EPA 9056	Chloride	77.6	mg/L	25.0	06/01/22 13:07	
EPA 9056	Fluoride	0.20	mg/L	0.10	06/01/22 12:45	
EPA 9056	Sulfate	89.9	mg/L	25.0	06/01/22 13:07	
EPA 6010	Barium	78.7	ug/L	10.0	05/30/22 16:53	
EPA 6010	Boron	305	ug/L	100	05/31/22 16:32	
EPA 6010	Calcium	97700	ug/L	1000	05/30/22 16:53	
EPA 6010	Iron	389	ug/L	100	05/30/22 16:53	
EPA 6010	Lithium	48.6	ug/L	20.0	05/30/22 16:53	
EPA 6010	Magnesium	24000	ug/L	1000	05/30/22 16:53	
EPA 6010	Manganese	107	ug/L	10.0	05/30/22 16:53	
EPA 6010	Molybdenum	110	ug/L	10.0	05/30/22 16:53	
EPA 6010	Potassium	6660	ug/L	1000	05/30/22 16:53	
EPA 6010	Silica	12000	ug/L	450	05/30/22 16:53	N2
EPA 6010	Sodium	60200	ug/L	1000	05/30/22 16:53	
EPA 6010	Manganese, Dissolved	98.5	ug/L	10.0	05/31/22 10:05	

REPORT OF LABORATORY ANALYSIS

This report shall not be reproduced, except in full,
without the written consent of Pace Analytical Services, LLC.

Pace Analytical Services, LLC
7726 Moller Road
Indianapolis, IN 46268
(317)228-3100

SUMMARY OF DETECTION

Project: Eagle Valley P1R4
Pace Project No.: 50316808

Lab Sample ID / Method	Client Sample ID / Parameters	Result	Units	Report Limit	Analyzed	Qualifiers
50316808002	**MW-10D**					
EPA 6010	Molybdenum, Dissolved	119	ug/L	10.0	05/31/22 10:05	
EPA 903.1	Radium-226	0.770 ± 0.466 (0.518) C:NA T:91%	pCi/L		06/12/22 19:39	
EPA 904.0	Radium-228	0.578 ± 0.407 (0.791) C:69% T:88%	pCi/L		06/10/22 11:23	
Total Radium Calculation	Total Radium	1.35 ± 0.873 (1.31)	pCi/L		06/13/22 14:59	
SM 2320B	Alkalinity, Total as CaCO3	242	mg/L	2.0	05/25/22 12:49	
SM 2320B	Alkalinity,Bicarbonate (CaCO3)	242	mg/L	2.0	05/25/22 12:49	
SM 2540C	Total Dissolved Solids	545	mg/L	10.0	05/24/22 11:06	
SM 4500-H+B	pH at 25 Degrees C	7.6	Std. Units	0.10	05/23/22 14:37	H3
SM 5310C	Total Organic Carbon	1.2	mg/L	1.0	05/29/22 20:10	

This report shall not be reproduced, except in full,
without the written consent of Pace Analytical Services, LLC.

Pace Analytical Services, LLC
7726 Moller Road
Indianapolis, IN 46268
(317)228-3100

ANALYTICAL RESULTS

Project: Eagle Valley P1R4
Pace Project No.: 50316808

Sample: MW-10I **Lab ID: 50316808001** Collected: 05/18/22 11:55 Received: 05/18/22 16:15 Matrix: Water

Parameters	Results	Units	Report Limit	DF	Prepared	Analyzed	CAS No.	Qual
9056 IC Anions	Analytical Method: EPA 9056							
	Pace Analytical Services - Indianapolis							
Chloride	**120**	mg/L	25.0	100		06/01/22 11:49	16887-00-6	
Fluoride	**0.32**	mg/L	0.10	1		06/01/22 11:09	16984-48-8	
Sulfate	**267**	mg/L	25.0	100		06/01/22 11:49	14808-79-8	
6010 MET ICP	Analytical Method: EPA 6010 Preparation Method: EPA 3010							
	Pace Analytical Services - Indianapolis							
Aluminum	ND	ug/L	200	1	05/26/22 15:08	05/30/22 16:51	7429-90-5	
Barium	**74.4**	ug/L	10.0	1	05/26/22 15:08	05/30/22 16:51	7440-39-3	
Boron	**1040**	ug/L	100	1	05/26/22 15:08	05/31/22 16:30	7440-42-8	
Cadmium	ND	ug/L	2.0	1	05/26/22 15:08	05/30/22 16:51	7440-43-9	
Calcium	**149000**	ug/L	1000	1	05/26/22 15:08	05/30/22 16:51	7440-70-2	
Chromium	ND	ug/L	10.0	1	05/26/22 15:08	05/30/22 16:51	7440-47-3	
Iron	**451**	ug/L	100	1	05/26/22 15:08	05/30/22 16:51	7439-89-6	
Lead	ND	ug/L	10.0	1	05/26/22 15:08	05/30/22 16:51	7439-92-1	
Lithium	**52.6**	ug/L	20.0	1	05/26/22 15:08	05/30/22 16:51	7439-93-2	
Magnesium	**30100**	ug/L	1000	1	05/26/22 15:08	05/30/22 16:51	7439-95-4	
Manganese	**91.5**	ug/L	10.0	1	05/26/22 15:08	05/30/22 16:51	7439-96-5	
Molybdenum	**125**	ug/L	10.0	1	05/26/22 15:08	05/30/22 16:51	7439-98-7	
Potassium	**10400**	ug/L	1000	1	05/26/22 15:08	05/30/22 16:51	7440-09-7	
Silica	**10200**	ug/L	450	1	05/26/22 15:08	05/30/22 16:51	7631-86-9	N2
Sodium	**116000**	ug/L	1000	1	05/26/22 15:08	05/30/22 16:51	7440-23-5	
6010 MET ICP, Dissolved	Analytical Method: EPA 6010 Preparation Method: EPA 3010							
	Pace Analytical Services - Indianapolis							
Manganese, Dissolved	**35.6**	ug/L	10.0	1	05/30/22 17:05	05/31/22 10:03	7439-96-5	
Molybdenum, Dissolved	**129**	ug/L	10.0	1	05/30/22 17:05	05/31/22 10:03	7439-98-7	
6020 MET ICPMS	Analytical Method: EPA 6020 Preparation Method: EPA 200.2							
	Pace Analytical Services - Indianapolis							
Antimony	ND	ug/L	1.0	1	05/21/22 08:15	05/23/22 07:54	7440-36-0	
Arsenic	ND	ug/L	1.0	1	05/21/22 08:15	05/23/22 07:54	7440-38-2	
Beryllium	ND	ug/L	0.20	1	05/21/22 08:15	05/23/22 07:54	7440-41-7	
Cobalt	ND	ug/L	1.0	1	05/21/22 08:15	05/23/22 07:54	7440-48-4	
Selenium	ND	ug/L	1.0	1	05/21/22 08:15	05/23/22 07:54	7782-49-2	
Thallium	ND	ug/L	1.0	1	05/21/22 08:15	05/23/22 07:54	7440-28-0	
7470 Mercury	Analytical Method: EPA 7470 Preparation Method: EPA 7470							
	Pace Analytical Services - Indianapolis							
Mercury	ND	ug/L	0.20	1	05/25/22 17:31	05/26/22 09:26	7439-97-6	
2320B Alkalinity	Analytical Method: SM 2320B							
	Pace Analytical Services - Indianapolis							
Alkalinity, Total as CaCO3	**245**	mg/L	2.0	1		05/25/22 12:49		
Alkalinity,Bicarbonate (CaCO3)	**245**	mg/L	2.0	1		05/25/22 12:49		
Alkalinity,Carbonate (CaCO3)	ND	mg/L	2.0	1		05/25/22 12:49		

REPORT OF LABORATORY ANALYSIS

This report shall not be reproduced, except in full,
without the written consent of Pace Analytical Services, LLC.

Pace Analytical Services, LLC
7726 Moller Road
Indianapolis, IN 46268
(317)228-3100

ANALYTICAL RESULTS

Project: Eagle Valley P1R4
Pace Project No.: 50316808

Sample: MW-10I **Lab ID: 50316808001** Collected: 05/18/22 11:55 Received: 05/18/22 16:15 Matrix: Water

Parameters	Results	Units	Report Limit	DF	Prepared	Analyzed	CAS No.	Qual
2540C Total Dissolved Solids	Analytical Method: SM 2540C Pace Analytical Services - Indianapolis							
Total Dissolved Solids	**897**	mg/L	10.0	1		05/24/22 11:06		
4500H+ pH, Electrometric	Analytical Method: SM 4500-H+B Pace Analytical Services - Indianapolis							
pH at 25 Degrees C	**7.4**	Std. Units	0.10	1		05/23/22 14:35		H3
4500S2D Sulfide Water	Analytical Method: SM 4500-S2-D Pace Analytical Services - Indianapolis							
Sulfide	ND	mg/L	0.10	1		05/23/22 19:56	18496-25-8	
Iron, Ferrous	Analytical Method: HACH 8146 Pace Analytical Services - Indianapolis							
Iron, Ferrous	ND	mg/L	0.20	1		05/25/22 23:13	15438-31-0	H3,N2
353.2 Nitrogen, NO2/NO3 unpres	Analytical Method: EPA 353.2 Pace Analytical Services - Indianapolis							
Nitrogen, Nitrate	ND	mg/L	0.10	1		05/19/22 09:53	14797-55-8	
Nitrogen, Nitrite	ND	mg/L	0.10	1		05/19/22 09:53	14797-65-0	
365.1 Total Phosphorus	Analytical Method: EPA 365.1 Preparation Method: EPA 365.1 Pace Analytical Services - Indianapolis							
Phosphate as P04	ND	mg/L	0.15	1	05/27/22 11:30	05/30/22 13:03		
5310C TOC	Analytical Method: SM 5310C Pace Analytical Services - Indianapolis							
Total Organic Carbon	ND	mg/L	1.0	1		05/28/22 09:23	7440-44-0	
5310C Dissolved Organic Carbon	Analytical Method: SM 5310C Pace Analytical Services - Indianapolis							
Dissolved Organic Carbon	**1.2**	mg/L	1.0	1		05/27/22 10:01		

REPORT OF LABORATORY ANALYSIS

This report shall not be reproduced, except in full,
without the written consent of Pace Analytical Services, LLC.

Pace Analytical Services, LLC
7726 Moller Road
Indianapolis, IN 46268
(317)228-3100

ANALYTICAL RESULTS

Project: Eagle Valley P1R4
Pace Project No.: 50316808

Sample: MW-10D **Lab ID: 50316808002** Collected: 05/18/22 12:55 Received: 05/18/22 16:15 Matrix: Water

Parameters	Results	Units	Report Limit	DF	Prepared	Analyzed	CAS No.	Qual
9056 IC Anions	Analytical Method: EPA 9056							
	Pace Analytical Services - Indianapolis							
Chloride	**77.6**	mg/L	25.0	100		06/01/22 13:07	16887-00-6	
Fluoride	**0.20**	mg/L	0.10	1		06/01/22 12:45	16984-48-8	
Sulfate	**89.9**	mg/L	25.0	100		06/01/22 13:07	14808-79-8	
6010 MET ICP	Analytical Method: EPA 6010 Preparation Method: EPA 3010							
	Pace Analytical Services - Indianapolis							
Aluminum	ND	ug/L	200	1	05/26/22 15:08	05/30/22 16:53	7429-90-5	
Barium	**78.7**	ug/L	10.0	1	05/26/22 15:08	05/30/22 16:53	7440-39-3	
Boron	**305**	ug/L	100	1	05/26/22 15:08	05/31/22 16:32	7440-42-8	
Cadmium	ND	ug/L	2.0	1	05/26/22 15:08	05/30/22 16:53	7440-43-9	
Calcium	**97700**	ug/L	1000	1	05/26/22 15:08	05/30/22 16:53	7440-70-2	
Chromium	ND	ug/L	10.0	1	05/26/22 15:08	05/30/22 16:53	7440-47-3	
Iron	**389**	ug/L	100	1	05/26/22 15:08	05/30/22 16:53	7439-89-6	
Lead	ND	ug/L	10.0	1	05/26/22 15:08	05/30/22 16:53	7439-92-1	
Lithium	**48.6**	ug/L	20.0	1	05/26/22 15:08	05/30/22 16:53	7439-93-2	
Magnesium	**24000**	ug/L	1000	1	05/26/22 15:08	05/30/22 16:53	7439-95-4	
Manganese	**107**	ug/L	10.0	1	05/26/22 15:08	05/30/22 16:53	7439-96-5	
Molybdenum	**110**	ug/L	10.0	1	05/26/22 15:08	05/30/22 16:53	7439-98-7	
Potassium	**6660**	ug/L	1000	1	05/26/22 15:08	05/30/22 16:53	7440-09-7	
Silica	**12000**	ug/L	450	1	05/26/22 15:08	05/30/22 16:53	7631-86-9	N2
Sodium	**60200**	ug/L	1000	1	05/26/22 15:08	05/30/22 16:53	7440-23-5	
6010 MET ICP, Dissolved	Analytical Method: EPA 6010 Preparation Method: EPA 3010							
	Pace Analytical Services - Indianapolis							
Manganese, Dissolved	**98.5**	ug/L	10.0	1	05/30/22 17:05	05/31/22 10:05	7439-96-5	
Molybdenum, Dissolved	**119**	ug/L	10.0	1	05/30/22 17:05	05/31/22 10:05	7439-98-7	
6020 MET ICPMS	Analytical Method: EPA 6020 Preparation Method: EPA 200.2							
	Pace Analytical Services - Indianapolis							
Antimony	ND	ug/L	1.0	1	05/21/22 08:15	05/23/22 07:58	7440-36-0	
Arsenic	ND	ug/L	1.0	1	05/21/22 08:15	05/23/22 07:58	7440-38-2	
Beryllium	ND	ug/L	0.20	1	05/21/22 08:15	05/23/22 07:58	7440-41-7	
Cobalt	ND	ug/L	1.0	1	05/21/22 08:15	05/23/22 07:58	7440-48-4	
Selenium	ND	ug/L	1.0	1	05/21/22 08:15	05/23/22 07:58	7782-49-2	
Thallium	ND	ug/L	1.0	1	05/21/22 08:15	05/23/22 07:58	7440-28-0	
7470 Mercury	Analytical Method: EPA 7470 Preparation Method: EPA 7470							
	Pace Analytical Services - Indianapolis							
Mercury	ND	ug/L	0.20	1	05/25/22 17:31	05/26/22 09:28	7439-97-6	
2320B Alkalinity	Analytical Method: SM 2320B							
	Pace Analytical Services - Indianapolis							
Alkalinity, Total as CaCO3	**242**	mg/L	2.0	1		05/25/22 12:49		
Alkalinity,Bicarbonate (CaCO3)	**242**	mg/L	2.0	1		05/25/22 12:49		
Alkalinity,Carbonate (CaCO3)	ND	mg/L	2.0	1		05/25/22 12:49		

REPORT OF LABORATORY ANALYSIS

This report shall not be reproduced, except in full,
without the written consent of Pace Analytical Services, LLC.

Pace Analytical Services, LLC
7726 Moller Road
Indianapolis, IN 46268
(317)228-3100

ANALYTICAL RESULTS

Project: Eagle Valley P1R4
Pace Project No.: 50316808

Sample: MW-10D **Lab ID: 50316808002** Collected: 05/18/22 12:55 Received: 05/18/22 16:15 Matrix: Water

Parameters	Results	Units	Report Limit	DF	Prepared	Analyzed	CAS No.	Qual
2540C Total Dissolved Solids	Analytical Method: SM 2540C Pace Analytical Services - Indianapolis							
Total Dissolved Solids	**545**	mg/L	10.0	1		05/24/22 11:06		
4500H+ pH, Electrometric	Analytical Method: SM 4500-H+B Pace Analytical Services - Indianapolis							
pH at 25 Degrees C	**7.6**	Std. Units	0.10	1		05/23/22 14:37		H3
4500S2D Sulfide Water	Analytical Method: SM 4500-S2-D Pace Analytical Services - Indianapolis							
Sulfide	ND	mg/L	0.10	1		05/23/22 19:56	18496-25-8	
Iron, Ferrous	Analytical Method: HACH 8146 Pace Analytical Services - Indianapolis							
Iron, Ferrous	ND	mg/L	0.20	1		05/25/22 23:13	15438-31-0	H3,N2
353.2 Nitrogen, NO2/NO3 unpres	Analytical Method: EPA 353.2 Pace Analytical Services - Indianapolis							
Nitrogen, Nitrate	ND	mg/L	0.10	1		05/19/22 10:06	14797-55-8	
Nitrogen, Nitrite	ND	mg/L	0.10	1		05/19/22 10:06	14797-65-0	
365.1 Total Phosphorus	Analytical Method: EPA 365.1 Preparation Method: EPA 365.1 Pace Analytical Services - Indianapolis							
Phosphate as P04	ND	mg/L	0.15	1	05/27/22 11:30	05/30/22 13:04		
5310C TOC	Analytical Method: SM 5310C Pace Analytical Services - Indianapolis							
Total Organic Carbon	**1.2**	mg/L	1.0	1		05/29/22 20:10	7440-44-0	
5310C Dissolved Organic Carbon	Analytical Method: SM 5310C Pace Analytical Services - Indianapolis							
Dissolved Organic Carbon	ND	mg/L	1.0	1		05/27/22 10:11		

REPORT OF LABORATORY ANALYSIS

This report shall not be reproduced, except in full,
without the written consent of Pace Analytical Services, LLC.

Pace Analytical Services, LLC
7726 Moller Road
Indianapolis, IN 46268
(317)228-3100

QUALITY CONTROL DATA

Project: Eagle Valley P1R4
Pace Project No.: 50316808

QC Batch: 678527
QC Batch Method: EPA 9056
Analysis Method: EPA 9056
Analysis Description: 9056 IC Anions
Laboratory: Pace Analytical Services - Indianapolis
Associated Lab Samples: 50316808001, 50316808002

METHOD BLANK: 3123697 Matrix: Water
Associated Lab Samples: 50316808001, 50316808002

Parameter	Units	Blank Result	Reporting Limit	Analyzed	Qualifiers
Chloride	mg/L	ND	0.25	06/01/22 02:11	
Fluoride	mg/L	ND	0.10	06/01/22 02:11	
Sulfate	mg/L	ND	0.25	06/01/22 02:11	

LABORATORY CONTROL SAMPLE: 3123698

Parameter	Units	Spike Conc.	LCS Result	LCS % Rec	% Rec Limits	Qualifiers
Chloride	mg/L	1.2	1.2	99	80-120	
Fluoride	mg/L	0.5	0.49	97	80-120	
Sulfate	mg/L	2.5	2.5	101	80-120	

MATRIX SPIKE & MATRIX SPIKE DUPLICATE: 3123699 3123700

Parameter	Units	50316719001 Result	MS Spike Conc.	MSD Spike Conc.	MS Result	MSD Result	MS % Rec	MSD % Rec	% Rec Limits	RPD	Max RPD	Qual
Chloride	mg/L	1040	1250	1250	2230	2220	95	94	80-120	1	15	
Fluoride	mg/L	3.2	0.5	0.5	3.7	3.6	98	94	80-120	1	15	
Sulfate	mg/L	278	250	250	527	529	100	100	80-120	0	15	

Results presented on this page are in the units indicated by the "Units" column except where an alternate unit is presented to the right of the result.

REPORT OF LABORATORY ANALYSIS

This report shall not be reproduced, except in full,
without the written consent of Pace Analytical Services, LLC.

Pace Analytical Services, LLC
7726 Moller Road
Indianapolis, IN 46268
(317)228-3100

QUALITY CONTROL DATA

Project: Eagle Valley P1R4
Pace Project No.: 50316808

QC Batch: 678178
QC Batch Method: EPA 7470
Analysis Method: EPA 7470
Analysis Description: 7470 Mercury
Laboratory: Pace Analytical Services - Indianapolis
Associated Lab Samples: 50316808001, 50316808002

METHOD BLANK: 3122328 Matrix: Water
Associated Lab Samples: 50316808001, 50316808002

Parameter	Units	Blank Result	Reporting Limit	Analyzed	Qualifiers
Mercury	ug/L	ND	0.20	05/26/22 09:21	

LABORATORY CONTROL SAMPLE: 3122329

Parameter	Units	Spike Conc.	LCS Result	LCS % Rec	% Rec Limits	Qualifiers
Mercury	ug/L	5	5.0	100	80-120	

MATRIX SPIKE & MATRIX SPIKE DUPLICATE: 3122330 3122331

Parameter	Units	50316846007 Result	MS Spike Conc.	MSD Spike Conc.	MS Result	MSD Result	MS % Rec	MSD % Rec	% Rec Limits	RPD	Max RPD	Qual
Mercury	ug/L	ND	5	5	4.9	5.2	99	104	75-125	6	20	

Results presented on this page are in the units indicated by the "Units" column except where an alternate unit is presented to the right of the result.

REPORT OF LABORATORY ANALYSIS

This report shall not be reproduced, except in full,
without the written consent of Pace Analytical Services, LLC.

Pace Analytical Services, LLC
7726 Moller Road
Indianapolis, IN 46268
(317)228-3100

QUALITY CONTROL DATA

Project: Eagle Valley P1R4
Pace Project No.: 50316808

QC Batch: 678149
QC Batch Method: EPA 3010
Analysis Method: EPA 6010
Analysis Description: 6010 MET
Laboratory: Pace Analytical Services - Indianapolis
Associated Lab Samples: 50316808001, 50316808002

METHOD BLANK: 3122220 Matrix: Water
Associated Lab Samples: 50316808001, 50316808002

Parameter	Units	Blank Result	Reporting Limit	Analyzed	Qualifiers
Aluminum	ug/L	ND	200	05/30/22 16:35	
Barium	ug/L	ND	10.0	05/30/22 16:35	
Boron	ug/L	ND	100	05/31/22 16:26	
Cadmium	ug/L	ND	2.0	05/30/22 16:35	
Calcium	ug/L	ND	1000	05/30/22 16:35	
Chromium	ug/L	ND	10.0	05/30/22 16:35	
Iron	ug/L	ND	100	05/30/22 16:35	
Lead	ug/L	ND	10.0	05/30/22 16:35	
Lithium	ug/L	ND	20.0	05/30/22 16:35	
Magnesium	ug/L	ND	1000	05/30/22 16:35	
Manganese	ug/L	ND	10.0	05/30/22 16:35	
Molybdenum	ug/L	ND	10.0	05/30/22 16:35	
Potassium	ug/L	ND	1000	05/30/22 16:35	
Silica	ug/L	ND	450	05/30/22 16:35	N2
Sodium	ug/L	ND	1000	05/30/22 16:35	

LABORATORY CONTROL SAMPLE: 3122221

Parameter	Units	Spike Conc.	LCS Result	LCS % Rec	% Rec Limits	Qualifiers
Aluminum	ug/L	10000	10600	106	80-120	
Barium	ug/L	1000	966	97	80-120	
Boron	ug/L	1000	982	98	80-120	
Cadmium	ug/L	1000	1040	104	80-120	
Calcium	ug/L	10000	10900	109	80-120	
Chromium	ug/L	1000	1020	102	80-120	
Iron	ug/L	10000	10000	100	80-120	
Lead	ug/L	1000	1040	104	80-120	
Lithium	ug/L	1000	996	100	80-120	
Magnesium	ug/L	10000	10900	109	80-120	
Manganese	ug/L	1000	1090	109	80-120	
Molybdenum	ug/L	1000	1020	102	80-120	
Potassium	ug/L	10000	10100	101	80-120	
Silica	ug/L	10700	10700	100	80-120	N2
Sodium	ug/L	10000	10500	105	80-120	

Results presented on this page are in the units indicated by the "Units" column except where an alternate unit is presented to the right of the result.

REPORT OF LABORATORY ANALYSIS

This report shall not be reproduced, except in full,
without the written consent of Pace Analytical Services, LLC.

Pace Analytical Services, LLC
7726 Moller Road
Indianapolis, IN 46268
(317)228-3100

QUALITY CONTROL DATA

Project: Eagle Valley P1R4
Pace Project No.: 50316808

MATRIX SPIKE & MATRIX SPIKE DUPLICATE: 3122222 3122223

Parameter	Units	50316828002 Result	MS Spike Conc.	MSD Spike Conc.	MS Result	MSD Result	MS % Rec	MSD % Rec	% Rec Limits	RPD	Max RPD	Qual
Aluminum	ug/L	284	10000	10000	10300	10700	100	104	75-125	4	20	
Barium	ug/L	18.5	1000	1000	908	958	89	94	75-125	5	20	
Boron	ug/L	36.6	1000	1000	1050	1090	101	106	75-125	4	20	CH
Cadmium	ug/L	ND	1000	1000	959	1000	96	100	75-125	5	20	
Calcium	ug/L	58200	10000	10000	64500	66600	63	84	75-125	3	20	P6
Chromium	ug/L	ND	1000	1000	932	973	93	97	75-125	4	20	
Iron	ug/L	1060	10000	10000	10100	10400	90	93	75-125	3	20	
Lead	ug/L	ND	1000	1000	937	981	94	98	75-125	5	20	
Lithium	ug/L	ND	1000	1000	942	996	94	99	75-125	6	20	
Magnesium	ug/L	12000	10000	10000	21200	21900	93	99	75-125	3	20	
Manganese	ug/L	230	1000	1000	1210	1260	98	103	75-125	4	20	
Molybdenum	ug/L	ND	1000	1000	934	982	93	98	75-125	5	20	
Potassium	ug/L	4600	10000	10000	14000	14500	94	99	75-125	4	20	
Silica	ug/L	7130	10700	10700	16700	17600	90	98	75-125	5	20	N2
Sodium	ug/L	6790	10000	10000	16300	17000	95	102	75-125	4	20	

Results presented on this page are in the units indicated by the "Units" column except where an alternate unit is presented to the right of the result.

REPORT OF LABORATORY ANALYSIS

This report shall not be reproduced, except in full,
without the written consent of Pace Analytical Services, LLC.

Pace Analytical Services, LLC
7726 Moller Road
Indianapolis, IN 46268
(317)228-3100

QUALITY CONTROL DATA

Project: Eagle Valley P1R4
Pace Project No.: 50316808

QC Batch: 679145
QC Batch Method: EPA 3010
Analysis Method: EPA 6010
Analysis Description: 6010 MET Dissolved
Laboratory: Pace Analytical Services - Indianapolis
Associated Lab Samples: 50316808001, 50316808002

METHOD BLANK: 3126595 Matrix: Water
Associated Lab Samples: 50316808001, 50316808002

Parameter	Units	Blank Result	Reporting Limit	Analyzed	Qualifiers
Manganese, Dissolved	ug/L	ND	10.0	05/31/22 10:01	
Molybdenum, Dissolved	ug/L	ND	10.0	05/31/22 10:01	

LABORATORY CONTROL SAMPLE: 3126596

Parameter	Units	Spike Conc.	LCS Result	LCS % Rec	% Rec Limits	Qualifiers
Manganese, Dissolved	ug/L	1000	1020	102	80-120	
Molybdenum, Dissolved	ug/L	1000	1040	104	80-120	

MATRIX SPIKE & MATRIX SPIKE DUPLICATE: 3126597 3126598

Parameter	Units	50316916008 Result	MS Spike Conc.	MSD Spike Conc.	MS Result	MSD Result	MS % Rec	MSD % Rec	% Rec Limits	RPD	Max RPD	Qual
Manganese, Dissolved	ug/L	8130	1000	1000	8840	8870	72	74	75-125	0	20	P6
Molybdenum, Dissolved	ug/L	ND	1000	1000	1040	1060	104	106	75-125	2	20	

Results presented on this page are in the units indicated by the "Units" column except where an alternate unit is presented to the right of the result.

REPORT OF LABORATORY ANALYSIS

This report shall not be reproduced, except in full,
without the written consent of Pace Analytical Services, LLC.

Pace Analytical Services, LLC
7726 Moller Road
Indianapolis, IN 46268
(317)228-3100

QUALITY CONTROL DATA

Project: Eagle Valley P1R4
Pace Project No.: 50316808

QC Batch: 677331
QC Batch Method: EPA 200.2
Analysis Method: EPA 6020
Analysis Description: 6020 MET
Laboratory: Pace Analytical Services - Indianapolis
Associated Lab Samples: 50316808001, 50316808002

METHOD BLANK: 3118707 Matrix: Water
Associated Lab Samples: 50316808001, 50316808002

Parameter	Units	Blank Result	Reporting Limit	Analyzed	Qualifiers
Antimony	ug/L	ND	1.0	05/23/22 04:26	
Arsenic	ug/L	ND	1.0	05/23/22 04:26	
Beryllium	ug/L	ND	0.20	05/23/22 04:26	
Cobalt	ug/L	ND	1.0	05/23/22 04:26	
Selenium	ug/L	ND	1.0	05/23/22 04:26	
Thallium	ug/L	ND	1.0	05/23/22 04:26	

LABORATORY CONTROL SAMPLE: 3118708

Parameter	Units	Spike Conc.	LCS Result	LCS % Rec	% Rec Limits	Qualifiers
Antimony	ug/L	40	42.8	107	80-120	
Arsenic	ug/L	40	39.2	98	80-120	
Beryllium	ug/L	40	38.8	97	80-120	
Cobalt	ug/L	40	40.7	102	80-120	
Selenium	ug/L	40	38.2	95	80-120	
Thallium	ug/L	40	40.3	101	80-120	

MATRIX SPIKE & MATRIX SPIKE DUPLICATE: 3118709 3118710

Parameter	Units	50316689001 Result	MS Spike Conc.	MSD Spike Conc.	MS Result	MSD Result	MS % Rec	MSD % Rec	% Rec Limits	RPD	Max RPD	Qual
Antimony	ug/L	<1.0	40	40	43.2	43.3	108	108	75-125	0	20	
Arsenic	ug/L	<1.0	40	40	40.7	40.0	100	99	75-125	2	20	
Beryllium	ug/L	<0.20	40	40	39.3	38.8	98	97	75-125	1	20	
Cobalt	ug/L	<1.0	40	40	39.5	39.1	99	98	75-125	1	20	
Selenium	ug/L	<1.0	40	40	40.0	39.9	99	99	75-125	0	20	
Thallium	ug/L	<1.0	40	40	40.8	40.4	102	101	75-125	1	20	

Results presented on this page are in the units indicated by the "Units" column except where an alternate unit is presented to the right of the result.

REPORT OF LABORATORY ANALYSIS

This report shall not be reproduced, except in full,
without the written consent of Pace Analytical Services, LLC.

Pace Analytical Services, LLC
7726 Moller Road
Indianapolis, IN 46268
(317)228-3100

QUALITY CONTROL DATA

Project: Eagle Valley P1R4
Pace Project No.: 50316808

QC Batch: 678098
QC Batch Method: SM 2320B
Analysis Method: SM 2320B
Analysis Description: 2320B Alkalinity
Laboratory: Pace Analytical Services - Indianapolis
Associated Lab Samples: 50316808001, 50316808002

METHOD BLANK: 3121981 Matrix: Water
Associated Lab Samples: 50316808001, 50316808002

Parameter	Units	Blank Result	Reporting Limit	Analyzed	Qualifiers
Alkalinity, Total as CaCO3	mg/L	ND	2.0	05/25/22 12:49	
Alkalinity,Bicarbonate (CaCO3)	mg/L	ND	2.0	05/25/22 12:49	
Alkalinity,Carbonate (CaCO3)	mg/L	ND	2.0	05/25/22 12:49	

LABORATORY CONTROL SAMPLE: 3121982

Parameter	Units	Spike Conc.	LCS Result	LCS % Rec	% Rec Limits	Qualifiers
Alkalinity, Total as CaCO3	mg/L	50	50.2	100	90-110	

SAMPLE DUPLICATE: 3121983

Parameter	Units	50317079001 Result	Dup Result	RPD	Max RPD	Qualifiers
Alkalinity, Total as CaCO3	mg/L	506	506	0	20	
Alkalinity,Bicarbonate (CaCO3)	mg/L	506	506	0	20	
Alkalinity,Carbonate (CaCO3)	mg/L	ND	ND		20	

SAMPLE DUPLICATE: 3121984

Parameter	Units	50316856001 Result	Dup Result	RPD	Max RPD	Qualifiers
Alkalinity, Total as CaCO3	mg/L	345	349	1	20	
Alkalinity,Bicarbonate (CaCO3)	mg/L	345	349	1	20	
Alkalinity,Carbonate (CaCO3)	mg/L	ND	ND		20	

Results presented on this page are in the units indicated by the "Units" column except where an alternate unit is presented to the right of the result.

REPORT OF LABORATORY ANALYSIS

This report shall not be reproduced, except in full,
without the written consent of Pace Analytical Services, LLC.

Pace Analytical Services, LLC
7726 Moller Road
Indianapolis, IN 46268
(317)228-3100

QUALITY CONTROL DATA

Project: Eagle Valley P1R4
Pace Project No.: 50316808

QC Batch: 677861
QC Batch Method: SM 2540C
Analysis Method: SM 2540C
Analysis Description: 2540C Total Dissolved Solids
Laboratory: Pace Analytical Services - Indianapolis
Associated Lab Samples: 50316808001, 50316808002

METHOD BLANK: 3121080 Matrix: Water
Associated Lab Samples: 50316808001, 50316808002

Parameter	Units	Blank Result	Reporting Limit	Analyzed	Qualifiers
Total Dissolved Solids	mg/L	ND	10.0	05/24/22 10:56	

LABORATORY CONTROL SAMPLE: 3121081

Parameter	Units	Spike Conc.	LCS Result	LCS % Rec	% Rec Limits	Qualifiers
Total Dissolved Solids	mg/L	300	279	93	80-120	

SAMPLE DUPLICATE: 3121082

Parameter	Units	50317159007 Result	Dup Result	RPD	Max RPD	Qualifiers
Total Dissolved Solids	mg/L	968	872	10	10	

SAMPLE DUPLICATE: 3121083

Parameter	Units	50317159008 Result	Dup Result	RPD	Max RPD	Qualifiers
Total Dissolved Solids	mg/L	2560	2350	9	10	

Results presented on this page are in the units indicated by the "Units" column except where an alternate unit is presented to the right of the result.

REPORT OF LABORATORY ANALYSIS

This report shall not be reproduced, except in full,
without the written consent of Pace Analytical Services, LLC.

Pace Analytical Services, LLC
7726 Moller Road
Indianapolis, IN 46268
(317)228-3100

QUALITY CONTROL DATA

Project: Eagle Valley P1R4
Pace Project No.: 50316808

QC Batch: 677782
QC Batch Method: SM 4500-H+B
Analysis Method: SM 4500-H+B
Analysis Description: 4500H+B pH
Laboratory: Pace Analytical Services - Indianapolis

Associated Lab Samples: 50316808001, 50316808002

SAMPLE DUPLICATE: 3120852

Parameter	Units	50316118005 Result	Dup Result	RPD	Max RPD	Qualifiers
pH at 25 Degrees C	Std. Units	5.6	5.5	2	2	H3

SAMPLE DUPLICATE: 3120854

Parameter	Units	50316846005 Result	Dup Result	RPD	Max RPD	Qualifiers
pH at 25 Degrees C	Std. Units	7.1	7.1	0	2	H3

Results presented on this page are in the units indicated by the "Units" column except where an alternate unit is presented to the right of the result.

REPORT OF LABORATORY ANALYSIS

This report shall not be reproduced, except in full,
without the written consent of Pace Analytical Services, LLC.

Pace Analytical Services, LLC
7726 Moller Road
Indianapolis, IN 46268
(317)228-3100

QUALITY CONTROL DATA

Project: Eagle Valley P1R4
Pace Project No.: 50316808

QC Batch: 677853
QC Batch Method: SM 4500-S2-D
Analysis Method: SM 4500-S2-D
Analysis Description: 4500S2D Sulfide Water
Laboratory: Pace Analytical Services - Indianapolis
Associated Lab Samples: 50316808001, 50316808002

METHOD BLANK: 3121051 Matrix: Water
Associated Lab Samples: 50316808001, 50316808002

Parameter	Units	Blank Result	Reporting Limit	Analyzed	Qualifiers
Sulfide	mg/L	ND	0.10	05/23/22 19:56	

LABORATORY CONTROL SAMPLE: 3121052

Parameter	Units	Spike Conc.	LCS Result	LCS % Rec	% Rec Limits	Qualifiers
Sulfide	mg/L	0.5	0.49	98	90-110	

MATRIX SPIKE & MATRIX SPIKE DUPLICATE: 3121053 3121054

Parameter	Units	50316700001 Result	MS Spike Conc.	MSD Spike Conc.	MS Result	MSD Result	MS % Rec	MSD % Rec	% Rec Limits	RPD	Max RPD	Qual
Sulfide	mg/L	ND	0.5	0.5	0.48	0.48	96	95	90-110	0	20	

MATRIX SPIKE SAMPLE: 3121055

Parameter	Units	50316700002 Result	Spike Conc.	MS Result	MS % Rec	% Rec Limits	Qualifiers
Sulfide	mg/L	ND	0.5	0.44	85	90-110	M0

Results presented on this page are in the units indicated by the "Units" column except where an alternate unit is presented to the right of the result.

REPORT OF LABORATORY ANALYSIS

This report shall not be reproduced, except in full,
without the written consent of Pace Analytical Services, LLC.

Pace Analytical Services, LLC
7726 Moller Road
Indianapolis, IN 46268
(317)228-3100

QUALITY CONTROL DATA

Project: Eagle Valley P1R4
Pace Project No.: 50316808

QC Batch: 678400
QC Batch Method: HACH 8146
Analysis Method: HACH 8146
Analysis Description: Iron, Ferrous
Laboratory: Pace Analytical Services - Indianapolis
Associated Lab Samples: 50316808001, 50316808002

METHOD BLANK: 3123122 Matrix: Water
Associated Lab Samples: 50316808001, 50316808002

Parameter	Units	Blank Result	Reporting Limit	Analyzed	Qualifiers
Iron, Ferrous	mg/L	ND	0.20	05/25/22 23:08	H3,N2

LABORATORY CONTROL SAMPLE: 3123123

Parameter	Units	Spike Conc.	LCS Result	LCS % Rec	% Rec Limits	Qualifiers
Iron, Ferrous	mg/L	1	0.99	99	90-110	H3,N2

MATRIX SPIKE & MATRIX SPIKE DUPLICATE: 3123124 3123125

Parameter	Units	50316700001 Result	MS Spike Conc.	MSD Spike Conc.	MS Result	MSD Result	MS % Rec	MSD % Rec	% Rec Limits	RPD	Max RPD	Qual
Iron, Ferrous	mg/L	ND	1	1	0.99	1.0	99	100	90-110	1	20	H3,N2

MATRIX SPIKE & MATRIX SPIKE DUPLICATE: 3123126 3123127

Parameter	Units	50317002002 Result	MS Spike Conc.	MSD Spike Conc.	MS Result	MSD Result	MS % Rec	MSD % Rec	% Rec Limits	RPD	Max RPD	Qual
Iron, Ferrous	mg/L	ND	1	1	0.98	1.0	98	100	90-110	2	20	H3,N2

Results presented on this page are in the units indicated by the "Units" column except where an alternate unit is presented to the right of the result.

REPORT OF LABORATORY ANALYSIS

This report shall not be reproduced, except in full,
without the written consent of Pace Analytical Services, LLC.

Pace Analytical Services, LLC
7726 Moller Road
Indianapolis, IN 46268
(317)228-3100

QUALITY CONTROL DATA

Project: Eagle Valley P1R4
Pace Project No.: 50316808

QC Batch: 677052
QC Batch Method: EPA 353.2
Analysis Method: EPA 353.2
Analysis Description: 353.2 Nitrate + Nitrite, Unpres.
Laboratory: Pace Analytical Services - Indianapolis
Associated Lab Samples: 50316808001, 50316808002

METHOD BLANK: 3117331 Matrix: Water
Associated Lab Samples: 50316808001, 50316808002

Parameter	Units	Blank Result	Reporting Limit	Analyzed	Qualifiers
Nitrogen, Nitrate	mg/L	ND	0.10	05/19/22 09:14	
Nitrogen, Nitrite	mg/L	ND	0.10	05/19/22 09:14	

LABORATORY CONTROL SAMPLE: 3117332

Parameter	Units	Spike Conc.	LCS Result	LCS % Rec	% Rec Limits	Qualifiers
Nitrogen, Nitrate	mg/L	1	0.98	98	90-110	
Nitrogen, Nitrite	mg/L	1	0.97	97	90-110	

MATRIX SPIKE & MATRIX SPIKE DUPLICATE: 3117333 3117334

Parameter	Units	50316856004 Result	MS Spike Conc.	MSD Spike Conc.	MS Result	MSD Result	MS % Rec	MSD % Rec	% Rec Limits	RPD	Max RPD	Qual
Nitrogen, Nitrate	mg/L	0.63	1	1	1.7	1.6	102	101	90-110	1	20	
Nitrogen, Nitrite	mg/L	ND	1	1	1.0	1.0	99	99	90-110	0	20	

MATRIX SPIKE SAMPLE: 3117335

Parameter	Units	50316856005 Result	Spike Conc.	MS Result	MS % Rec	% Rec Limits	Qualifiers
Nitrogen, Nitrate	mg/L	0.83	1	1.8	100	90-110	
Nitrogen, Nitrite	mg/L	ND	1	1.0	97	90-110	

Results presented on this page are in the units indicated by the "Units" column except where an alternate unit is presented to the right of the result.

REPORT OF LABORATORY ANALYSIS

This report shall not be reproduced, except in full,
without the written consent of Pace Analytical Services, LLC.

Pace Analytical Services, LLC
7726 Moller Road
Indianapolis, IN 46268
(317)228-3100

QUALITY CONTROL DATA

Project: Eagle Valley P1R4
Pace Project No.: 50316808

QC Batch: 678749
QC Batch Method: EPA 365.1
Analysis Method: EPA 365.1
Analysis Description: 365.1 Total Phosphorus
Laboratory: Pace Analytical Services - Indianapolis
Associated Lab Samples: 50316808001, 50316808002

METHOD BLANK: 3124993 Matrix: Water
Associated Lab Samples: 50316808001, 50316808002

Parameter	Units	Blank Result	Reporting Limit	Analyzed	Qualifiers
Phosphate as P04	mg/L	ND	0.15	05/30/22 12:58	

LABORATORY CONTROL SAMPLE: 3124994

Parameter	Units	Spike Conc.	LCS Result	LCS % Rec	% Rec Limits	Qualifiers
Phosphate as P04	mg/L		1.4			

MATRIX SPIKE SAMPLE: 3124995

Parameter	Units	50316810001 Result	Spike Conc.	MS Result	MS % Rec	% Rec Limits	Qualifiers
Phosphate as P04	mg/L	ND		1.4			

MATRIX SPIKE & MATRIX SPIKE DUPLICATE: 3124996 3124997

Parameter	Units	50316818007 Result	MS Spike Conc.	MSD Spike Conc.	MS Result	MSD Result	MS % Rec	MSD % Rec	% Rec Limits	RPD	Max RPD	Qual
Phosphate as P04	mg/L	ND			1.6	1.5				3		

Results presented on this page are in the units indicated by the "Units" column except where an alternate unit is presented to the right of the result.

REPORT OF LABORATORY ANALYSIS

This report shall not be reproduced, except in full,
without the written consent of Pace Analytical Services, LLC.

Pace Analytical Services, LLC
7726 Moller Road
Indianapolis, IN 46268
(317)228-3100

QUALITY CONTROL DATA

Project: Eagle Valley P1R4
Pace Project No.: 50316808

QC Batch: 678848
QC Batch Method: SM 5310C
Analysis Method: SM 5310C
Analysis Description: 5310C Total Organic Carbon
Laboratory: Pace Analytical Services - Indianapolis
Associated Lab Samples: 50316808001

METHOD BLANK: 3125399 Matrix: Water
Associated Lab Samples: 50316808001

Parameter	Units	Blank Result	Reporting Limit	Analyzed	Qualifiers
Total Organic Carbon	mg/L	ND	1.0	05/28/22 03:51	

LABORATORY CONTROL SAMPLE: 3125400

Parameter	Units	Spike Conc.	LCS Result	LCS % Rec	% Rec Limits	Qualifiers
Total Organic Carbon	mg/L	10	10.6	106	90-110	

MATRIX SPIKE & MATRIX SPIKE DUPLICATE: 3125401 3125402

Parameter	Units	50316807021 Result	MS Spike Conc.	MSD Spike Conc.	MS Result	MSD Result	MS % Rec	MSD % Rec	% Rec Limits	RPD	Max RPD	Qual
Total Organic Carbon	mg/L	1.5	10	10	11.3	11.5	98	100	80-120	2	20	

MATRIX SPIKE SAMPLE: 3125403

Parameter	Units	50316807032 Result	Spike Conc.	MS Result	MS % Rec	% Rec Limits	Qualifiers
Total Organic Carbon	mg/L	2.4	10	12.6	102	80-120	

Results presented on this page are in the units indicated by the "Units" column except where an alternate unit is presented to the right of the result.

REPORT OF LABORATORY ANALYSIS

This report shall not be reproduced, except in full,
without the written consent of Pace Analytical Services, LLC.

Pace Analytical Services, LLC
7726 Moller Road
Indianapolis, IN 46268
(317)228-3100

QUALITY CONTROL DATA

Project: Eagle Valley P1R4
Pace Project No.: 50316808

QC Batch: 679025
QC Batch Method: SM 5310C
Analysis Method: SM 5310C
Analysis Description: 5310C Total Organic Carbon
Laboratory: Pace Analytical Services - Indianapolis
Associated Lab Samples: 50316808002

METHOD BLANK: 3126317 Matrix: Water
Associated Lab Samples: 50316808002

Parameter	Units	Blank Result	Reporting Limit	Analyzed	Qualifiers
Total Organic Carbon	mg/L	ND	1.0	05/29/22 19:49	

LABORATORY CONTROL SAMPLE: 3126318

Parameter	Units	Spike Conc.	LCS Result	LCS % Rec	% Rec Limits	Qualifiers
Total Organic Carbon	mg/L	10	10.4	104	90-110	

MATRIX SPIKE & MATRIX SPIKE DUPLICATE: 3126319 3126320

Parameter	Units	50316828001 Result	MS Spike Conc.	MSD Spike Conc.	MS Result	MSD Result	MS % Rec	MSD % Rec	% Rec Limits	RPD	Max RPD	Qual
Total Organic Carbon	mg/L	14.2	40	40	55.0	55.3	102	103	80-120	0	20	

MATRIX SPIKE SAMPLE: 3126321

Parameter	Units	50316687002 Result	Spike Conc.	MS Result	MS % Rec	% Rec Limits	Qualifiers
Total Organic Carbon	mg/L	ND	10	10.5	100	80-120	

Results presented on this page are in the units indicated by the "Units" column except where an alternate unit is presented to the right of the result.

REPORT OF LABORATORY ANALYSIS

This report shall not be reproduced, except in full,
without the written consent of Pace Analytical Services, LLC.

Pace Analytical Services, LLC
7726 Moller Road
Indianapolis, IN 46268
(317)228-3100

QUALITY CONTROL DATA

Project: Eagle Valley P1R4
Pace Project No.: 50316808

QC Batch: 678549
QC Batch Method: SM 5310C
Analysis Method: SM 5310C
Analysis Description: 5310C Dissolved Organic Carbon
Laboratory: Pace Analytical Services - Indianapolis
Associated Lab Samples: 50316808001, 50316808002

METHOD BLANK: 3123789 Matrix: Water
Associated Lab Samples: 50316808001, 50316808002

Parameter	Units	Blank Result	Reporting Limit	Analyzed	Qualifiers
Dissolved Organic Carbon	mg/L	ND	1.0	05/27/22 05:06	

LABORATORY CONTROL SAMPLE: 3123790

Parameter	Units	Spike Conc.	LCS Result	LCS % Rec	% Rec Limits	Qualifiers
Dissolved Organic Carbon	mg/L	10	9.9	99	90-110	

MATRIX SPIKE & MATRIX SPIKE DUPLICATE: 3123791 3123792

Parameter	Units	50316700001 Result	MS Spike Conc.	MSD Spike Conc.	MS Result	MSD Result	MS % Rec	MSD % Rec	% Rec Limits	RPD	Max RPD	Qual
Dissolved Organic Carbon	mg/L	ND	10	10	10.7	10.6	101	100	80-120	1	20	P4

MATRIX SPIKE SAMPLE: 3123793

Parameter	Units	50316808002 Result	Spike Conc.	MS Result	MS % Rec	% Rec Limits	Qualifiers
Dissolved Organic Carbon	mg/L	ND	10	11.2	102	80-120	

Results presented on this page are in the units indicated by the "Units" column except where an alternate unit is presented to the right of the result.

REPORT OF LABORATORY ANALYSIS

This report shall not be reproduced, except in full,
without the written consent of Pace Analytical Services, LLC.

Pace Analytical Services, LLC
7726 Moller Road
Indianapolis, IN 46268
(317)228-3100

ANALYTICAL RESULTS - RADIOCHEMISTRY

Project: Eagle Valley P1R4
Pace Project No.: 50316808

Sample: MW-10I **Lab ID: 50316808001** Collected: 05/18/22 11:55 Received: 05/18/22 16:15 Matrix: Water
PWS: Site ID: Sample Type:

Parameters	Method	Act ± Unc (MDC) Carr Trac	Units	Analyzed	CAS No.	Qual
	Pace Analytical Services - Greensburg					
Radium-226	EPA 903.1	**0.403 ± 0.631 (0.897) C:NA T:88%**	pCi/L	06/12/22 19:12	13982-63-3	
	Pace Analytical Services - Greensburg					
Radium-228	EPA 904.0	**0.699 ± 0.426 (0.804) C:69% T:91%**	pCi/L	06/10/22 11:23	15262-20-1	
	Pace Analytical Services - Greensburg					
Total Radium	Total Radium Calculation	**1.10 ± 1.06 (1.70)**	pCi/L	06/13/22 14:59	7440-14-4	

REPORT OF LABORATORY ANALYSIS

This report shall not be reproduced, except in full,
without the written consent of Pace Analytical Services, LLC.

Pace Analytical Services, LLC
7726 Moller Road
Indianapolis, IN 46268
(317)228-3100

ANALYTICAL RESULTS - RADIOCHEMISTRY

Project: Eagle Valley P1R4
Pace Project No.: 50316808

Sample: MW-10D **Lab ID: 50316808002** Collected: 05/18/22 12:55 Received: 05/18/22 16:15 Matrix: Water
PWS: Site ID: Sample Type:

Parameters	Method	Act ± Unc (MDC) Carr Trac	Units	Analyzed	CAS No.	Qual
	Pace Analytical Services - Greensburg					
Radium-226	EPA 903.1	**0.770 ± 0.466 (0.518) C:NA T:91%**	pCi/L	06/12/22 19:39	13982-63-3	
	Pace Analytical Services - Greensburg					
Radium-228	EPA 904.0	**0.578 ± 0.407 (0.791) C:69% T:88%**	pCi/L	06/10/22 11:23	15262-20-1	
	Pace Analytical Services - Greensburg					
Total Radium	Total Radium Calculation	**1.35 ± 0.873 (1.31)**	pCi/L	06/13/22 14:59	7440-14-4	

REPORT OF LABORATORY ANALYSIS

This report shall not be reproduced, except in full,
without the written consent of Pace Analytical Services, LLC.

Pace Analytical Services, LLC
7726 Moller Road
Indianapolis, IN 46268
(317)228-3100

QUALITY CONTROL - RADIOCHEMISTRY

Project: Eagle Valley P1R4
Pace Project No.: 50316808

QC Batch: 509380
QC Batch Method: EPA 903.1
Analysis Method: EPA 903.1
Analysis Description: 903.1 Radium-226
Laboratory: Pace Analytical Services - Greensburg
Associated Lab Samples: 50316808001, 50316808002

METHOD BLANK: 2468530 Matrix: Water
Associated Lab Samples: 50316808001, 50316808002

Parameter	Act ± Unc (MDC) Carr Trac	Units	Analyzed	Qualifiers
Radium-226	0.163 ± 0.272 (0.439) C:NA T:90%	pCi/L	06/12/22 19:12	

Results presented on this page are in the units indicated by the "Units" column except where an alternate unit is presented to the right of the result.

REPORT OF LABORATORY ANALYSIS

This report shall not be reproduced, except in full,
without the written consent of Pace Analytical Services, LLC.

Pace Analytical Services, LLC
7726 Moller Road
Indianapolis, IN 46268
(317)228-3100

QUALITY CONTROL - RADIOCHEMISTRY

Project: Eagle Valley P1R4
Pace Project No.: 50316808

QC Batch: 509381
QC Batch Method: EPA 904.0
Analysis Method: EPA 904.0
Analysis Description: 904.0 Radium 228
Laboratory: Pace Analytical Services - Greensburg
Associated Lab Samples: 50316808001, 50316808002

METHOD BLANK: 2468531 Matrix: Water
Associated Lab Samples: 50316808001, 50316808002

Parameter	Act ± Unc (MDC) Carr Trac	Units	Analyzed	Qualifiers
Radium-228	0.248 ± 0.341 (0.729) C:72% T:84%	pCi/L	06/10/22 11:24	

Results presented on this page are in the units indicated by the "Units" column except where an alternate unit is presented to the right of the result.

REPORT OF LABORATORY ANALYSIS

This report shall not be reproduced, except in full,
without the written consent of Pace Analytical Services, LLC.

Pace Analytical Services, LLC
7726 Moller Road
Indianapolis, IN 46268
(317)228-3100

QUALIFIERS

Project: Eagle Valley P1R4
Pace Project No.: 50316808

DEFINITIONS

DF - Dilution Factor, if reported, represents the factor applied to the reported data due to dilution of the sample aliquot.

ND - Not Detected at or above adjusted reporting limit.

TNTC - Too Numerous To Count

J - Estimated concentration above the adjusted method detection limit and below the adjusted reporting limit.

MDL - Adjusted Method Detection Limit.

PQL - Practical Quantitation Limit.

RL - Reporting Limit - The lowest concentration value that meets project requirements for quantitative data with known precision and bias for a specific analyte in a specific matrix.

S - Surrogate

1,2-Diphenylhydrazine decomposes to and cannot be separated from Azobenzene using Method 8270. The result for each analyte is a combined concentration.

Consistent with EPA guidelines, unrounded data are displayed and have been used to calculate % recovery and RPD values.

LCS(D) - Laboratory Control Sample (Duplicate)

MS(D) - Matrix Spike (Duplicate)

DUP - Sample Duplicate

RPD - Relative Percent Difference

NC - Not Calculable.

SG - Silica Gel - Clean-Up

U - Indicates the compound was analyzed for, but not detected.

N-Nitrosodiphenylamine decomposes and cannot be separated from Diphenylamine using Method 8270. The result reported for each analyte is a combined concentration.

Reported results are not rounded until the final step prior to reporting. Therefore, calculated parameters that are typically reported as "Total" may vary slightly from the sum of the reported component parameters.

Act - Activity

Unc - Uncertainty: SDWA = 1.96 sigma count uncertainty, all other matrices = Expanded Uncertainty (95% confidence interval). Gamma Spec = Expanded Uncertainty (95.4% Confidence Interval)

(MDC) - Minimum Detectable Concentration

Trac - Tracer Recovery (%)

Carr - Carrier Recovery (%)

Pace Analytical is TNI accredited. Contact your Pace PM for the current list of accredited analytes.

TNI - The NELAC Institute.

ANALYTE QUALIFIERS

CH	The continuing calibration for this compound is outside of Pace Analytical acceptance limits. The results may be biased high.
H3	Sample was received or analysis requested beyond the recognized method holding time.
M0	Matrix spike recovery and/or matrix spike duplicate recovery was outside laboratory control limits.
N2	The lab does not hold NELAC/TNI accreditation for this parameter but other accreditations/certifications may apply. A complete list of accreditations/certifications is available upon request.
P4	Sample field preservation does not meet EPA or method recommendations for this analysis.
P6	Matrix spike recovery was outside laboratory control limits due to a parent sample concentration notably higher than the spike level.

This report shall not be reproduced, except in full,
without the written consent of Pace Analytical Services, LLC.

Pace Analytical Services, LLC
7726 Moller Road
Indianapolis, IN 46268
(317)228-3100

QUALITY CONTROL DATA CROSS REFERENCE TABLE

Project: Eagle Valley P1R4
Pace Project No.: 50316808

Lab ID	Sample ID	QC Batch Method	QC Batch	Analytical Method	Analytical Batch
50316808001	**MW-10I**	EPA 9056	678527		
50316808002	**MW-10D**	EPA 9056	678527		
50316808001	**MW-10I**	EPA 3010	678149	EPA 6010	679143
50316808002	**MW-10D**	EPA 3010	678149	EPA 6010	679143
50316808001	**MW-10I**	EPA 3010	679145	EPA 6010	679221
50316808002	**MW-10D**	EPA 3010	679145	EPA 6010	679221
50316808001	**MW-10I**	EPA 200.2	677331	EPA 6020	677554
50316808002	**MW-10D**	EPA 200.2	677331	EPA 6020	677554
50316808001	**MW-10I**	EPA 7470	678178	EPA 7470	678456
50316808002	**MW-10D**	EPA 7470	678178	EPA 7470	678456
50316808001	**MW-10I**	EPA 903.1	509380		
50316808002	**MW-10D**	EPA 903.1	509380		
50316808001	**MW-10I**	EPA 904.0	509381		
50316808002	**MW-10D**	EPA 904.0	509381		
50316808001	**MW-10I**	Total Radium Calculation	511331		
50316808002	**MW-10D**	Total Radium Calculation	511331		
50316808001	**MW-10I**	SM 2320B	678098		
50316808002	**MW-10D**	SM 2320B	678098		
50316808001	**MW-10I**	SM 2540C	677861		
50316808002	**MW-10D**	SM 2540C	677861		
50316808001	**MW-10I**	SM 4500-H+B	677782		
50316808002	**MW-10D**	SM 4500-H+B	677782		
50316808001	**MW-10I**	SM 4500-S2-D	677853		
50316808002	**MW-10D**	SM 4500-S2-D	677853		
50316808001	**MW-10I**	HACH 8146	678400		
50316808002	**MW-10D**	HACH 8146	678400		
50316808001	**MW-10I**	EPA 353.2	677052		
50316808002	**MW-10D**	EPA 353.2	677052		
50316808001	**MW-10I**	EPA 365.1	678749	EPA 365.1	679099
50316808002	**MW-10D**	EPA 365.1	678749	EPA 365.1	679099
50316808001	**MW-10I**	SM 5310C	678848		
50316808002	**MW-10D**	SM 5310C	679025		
50316808001	**MW-10I**	SM 5310C	678549		
50316808002	**MW-10D**	SM 5310C	678549		

This report shall not be reproduced, except in full,
without the written consent of Pace Analytical Services, LLC.

WO# : 50316808

50316808

CHAIN-OF-CUSTODY / Analytical Request Document

The Chain-of-Custody is a LEGAL DOCUMENT. All relevant fields must be completed accurately.

Page : 1 Of 1

Required Project Information:		Section C Invoice Information:	
Company: Atlas Indianapolis	Report To: Mark Breting	Attention: Accounts Payable	
Address: 7988 Centerpoint Drive	Copy To:	Company Name: Atlas Indianapolis	
Indianapolis, IN 46256		Address:	Regulatory Agency
Email: mark.breting@oneatlas.com	Purchase Order #:	Pace Quote:	
Phone: NONE Fax:	Project Name: Eagle Valley Profile 1 Report 4	Pace Project Manager: hayden.putt@pacelabs.com	State / Location
Requested Due Date:	Project #:	Pace Profile #: 10498/17	IN

ITEM #	SAMPLE ID (One Character per box. (A-Z, 0-9 / , -) Sample Ids must be unique)	MATRIX CODE (see valid codes to left)	SAMPLE TYPE (G=GRAB C=COMP)	COLLECTED START DATE	COLLECTED START TIME	COLLECTED END DATE	COLLECTED END TIME	SAMPLE TEMP AT COLLECTION	# OF CONTAINERS	Preservatives: Unpreserved	H2SO4	HNO3	HCl	NaOH + ZnAcetate	Na2S2O3	Methanol	Other	Analyses Test Y/N	TDS/ NO3,NO2-Wet	(Cl, F, SO4) IC	Metals, Total*	Metals Diss. Field Filtered**	Rad-228	Rad-226	Alkalinity, Ferrous Iron, pH	TOC by 5310C	DOC by 5310C	Sulfide	Phosphate		Residual Chlorine (Y/N)	
	Requested Analysis Filtered (Y/N)																					Y					Y				
1	MW-10I	WT		5/18	1155				11	3	3	4		1					X	X	X	X	X	X	X	X	X	X	X			001
2	MW-10D	WT		5/18	1255				11	3	3	4		1					X	X	X	X	X	X	X	X	X	X	X			002
3																															
4																															
5																															
6																															
7																															
8																															
9																															
10																															
11																															
12																															

MATRIX CODE: Drinking Water DW; Water WT; Waste Water WW; Product P; Soil/Solid SL; Oil OL; Wipe WP; Air AR; Other OT; Tissue TS

ADDITIONAL COMMENTS	RELINQUISHED BY / AFFILIATION	DATE	TIME	ACCEPTED BY / AFFILIATION	DATE	TIME	SAMPLE CONDITIONS			
* Metals: 6010 (Al, Ba, B, Cd, Cr, Fe, Pb, Mn, Mo, Ca, Mg, Na, K, Li, SiO2)		5/18	1615	David Bowden / Pace	05/19/22	1615	11.5	Y	N	Y
6020 (Be, Co, As, Se, Sb, Tl), 7470 (Hg).										
** Dissolved FF 6010 (Mo, Mn)										
Alkalinity = (Total , Bicarb & Carb)										

SAMPLER NAME AND SIGNATURE			TEMP in C	Received on Ice (Y/N)	Custody Sealed Cooler (Y/N)	Samples Intact (Y/N)
PRINT Name of SAMPLER:	P. Grey Hopper					
SIGNATURE of SAMPLER:		DATE Signed: 5/18/22				

F-IN-Q-290-rev.22, 22Apr2022

SAMPLE CONDITION UPON RECEIPT FORM

Date/Time and Initials of person examining contents: DMP 05/18/22 16:15

1. **Courier:** ☐ FED EX ☐ UPS ☑ CLIENT ☐ PACE ☐ USPS ☐ OTHER _____

2. **Custody Seal on Cooler/Box Present:** ☐ Yes ☑ No

(If yes)Seals Intact: ☐ Yes ☐ No **(leave blank if no seals were present)**

3. **Thermometer:** 1 2 3 4 5 6 A B C D E F

4. **Cooler Temperature(s):** 11.5/11.5°C | | | |

(Initial/Corrected) **RECORD TEMPS OF ALL COOLERS RECEIVED (use Comments below to add more)**

5. **Packing Material:** ☐ Bubble Wrap ☑ Bubble Bags ☐ None ☑ Other Plastic Bags

6. **Ice Type:** ☑ Wet ☐ Blue ☐ None

7. **If temp. is over 6°C or under 0°C, was the PM notified?:** ☐ Yes ☑ No

Cooler temp should be above freezing to 6°C

All discrepancies will be written out in the comments section below.

	Yes	No		Yes	No	N/A
USDA Regulated Soils? (HI, ID, NY, WA, OR,CA, NM, TX, OK, AR, LA, TN, AL, MS, NC, SC, GA, FL, or Puerto Rico)		✓	All containers needing acid/base preservation have been pH CHECKED?: **Exceptions: VOA, coliform, LLHg, O&G, RAD CHEM, and any container with a septum cap or preserved with HCl.** **Circle: HNO3 (<2) H2SO4 (<2) NaOH (>10) NaOH/ZnAc (>9)** Any non-conformance to pH recommendations will be noted on the container count form	✓		
Short Hold Time Analysis (48 hours or less)? **Analysis:** NO_3	✓					
Time 5035A TC placed in Freezer or Short Holds To Lab	Time: 1630			Present	Absent	N/A
			Residual Chlorine Check (SVOC 625 Pest/PCB 608)			✓
Rush TAT Requested (4 days or less): Not Listed		✓	Residual Chlorine Check (Total/Amenable/Free Cyanide)			✓
Custody Signatures Present?	✓		Headspace Wisconsin Sulfide?			✓
Containers Intact?:	✓		Headspace in VOA Vials (>6mm): See Containter Count form for details	Present	Absent	No VOA Vials Sent ✓
Sample Label (IDs/Dates/Times) Match COC?: Except TCs, which only require sample ID	✓		Trip Blank Present?		✓	
Extra labels on Terracore Vials? (soils only)		N/A	Trip Blank Custody Seals?:			✓

COMMENTS:

COC PAGE 1 **of** 1

Sample Container Count

SBS
DI
MeOH (only)
BK
Kit

** Place a RED dot on containers that are out of conformance **

COC Line Item	WGFU	R	DG9H VG9H	VOA VIAL HS (>6mm)	VG9U	DG9U	VG9T	AG0U	AG1H	AG1U	AG2U	AG3S	AG3SF	AG3C	BP1U	BP1N	BP2U	BP3U	BP3N	BP3F	BP3S	BP3B	BP3Z	CG3H	Syringe Kit			Matrix	HNO3/ H2SO4 pH <2	NaOH/ ZNAc pH >9	NaOH pH>10
1												1	1			2	1	2	1	1	1		1					WT	✓	✓	
2												1	1			2	1	2	1	1	1		1					WT	✓	✓	
3																															
4																															
5																															
6																															
7																															
8																															
9																															
10																															
11																															
12																															

Container Codes

Glass

DG9H	40mL HCl amber voa vial	BG1T	1L Na Thiosulfate clear glass	BP1B	1L NaOH plastic
DG9P	40mL TSP amber vial	BG1U	1L unpreserved glass	BP1N	1L HNO3 plastic
DG9S	40mL H2SO4 amber vial	BG3H	250mL HCl Clear Glass	BP1S	1L H2SO4 plastic
DG9T	40mL Na Thio amber vial	BG3U	250mL Unpres Clear Glass	BP1U	1L unpreserved plastic
DG9U	40mL unpreserved amber vial	AG0U	100mL unpres amber glass	BP1Z	1L NaOH, Zn, Ac
VG9H	40mL HCl clear vial	AG1H	1L HCl amber glass	BP2N	500mL HNO3 plastic
VG9T	40mL Na Thio. clear vial	AG1S	1L H2SO4 amber glass	BP2C	500mL NaOH plastic
VG9U	40mL unpreserved clear vial	AG1T	1L Na Thiosulfate amber glass	BP2S	500mL H2SO4 plastic
I	40mL w/hexane wipe vial	AG1U	1liter unpres amber glass	BP2U	500mL unpreserved plastic
WGKU	8oz unpreserved clear jar	AG2N	500mL HNO3 amber glass	BP2Z	500mL NaOH, Zn Ac
WGFU	4oz clear soil jar	AG2S	500mL H2SO4 amber glass	BP3B	250mL NaOH plastic
JGFU	4oz unpreserved amber wide	AG2U	500mL unpres amber glass	BP3N	250mL HNO3 plastic
CG3H	250mL clear glass HCl	AG3S	250mL H2SO4 amber glass	BP3F	250mL HNO3 plastic-field filtered
BG1H	1L HCl clear glass	AG3SF	250mL H2SO4 amb glass -field filtered	BP3U	250mL unpreserved plastic
BG1S	1L H2SO4 clear glass	AG3U	250mL unpres amber glass	BP3S	250mL H2SO4 plastic
GN	General	AG3C	250mL NaOH amber glass	BP3Z	250mL NaOH, ZnAc plastic

Plastic / Misc.

BP4U	125mL unpreserved plastic
BP4N	125mL HNO3 plastic
BP4S	125mL H2SO4 plastic

Syringe Kit	LL Cr+6 sampling kit

AF	Air Filter
C	Air Cassettes
R	Terracore kit
SP5T	120mL Coliform Na Thiosulfate
U	Summa Can
ZPLC	Ziploc Bag

WT		Water	
SL		Solid	
NAL	OL	Non-aqueous liquid	Oil
WP		Wipe	

Pace Analytical Services, LLC
7726 Moller Road
Indianapolis, IN 46268
(317)228-3100

July 27, 2022

Mr. Mark Breting
ATC Group Services
7988 Centerpoint Drive
Suite 100
Indianapolis, IN 46256

RE: Project: Eagle Valley P1R1
Pace Project No.: 50316810

Dear Mr. Breting:

Enclosed are the analytical results for sample(s) received by the laboratory on May 18, 2022. The results relate only to the samples included in this report. Results reported herein conform to the applicable TNI/NELAC Standards and the laboratory's Quality Manual, where applicable, unless otherwise noted in the body of the report.

The test results provided in this final report were generated by each of the following laboratories within the Pace Network:

- Pace Analytical Services - Indianapolis
- Pace Analytical Services - Greensburg

If you have any questions concerning this report, please feel free to contact me.

Sincerely,

Randal Rastorfer for
Hayden Putt
hayden.putt@pacelabs.com
(317)228-3145
Project Manager

Enclosures

cc: Mr. Robert Miller, Haley & Aldrich

Pace Analytical Services, LLC
7726 Moller Road
Indianapolis, IN 46268
(317)228-3100

CERTIFICATIONS

Project: Eagle Valley P1R1
Pace Project No.: 50316810

Pace Analytical Services Pennsylvania

1638 Roseytown Rd Suites 2,3&4, Greensburg, PA 15601
ANAB DOD-ELAP Rad Accreditation #: L2417
Alabama Certification #: 41590
Arizona Certification #: AZ0734
Arkansas Certification
California Certification #: 04222CA
Colorado Certification #: PA01547
Connecticut Certification #: PH-0694
Delaware Certification
EPA Region 4 DW Rad
Florida/TNI Certification #: E87683
Georgia Certification #: C040
Florida: Cert E871149 SEKS WET
Guam Certification
Hawaii Certification
Idaho Certification
Illinois Certification
Indiana Certification
Iowa Certification #: 391
Kansas/TNI Certification #: E-10358
Kentucky Certification #: KY90133
KY WW Permit #: KY0098221
KY WW Permit #: KY0000221
Louisiana DHH/TNI Certification #: LA180012
Louisiana DEQ/TNI Certification #: 4086
Maine Certification #: 2017020
Maryland Certification #: 308
Massachusetts Certification #: M-PA1457
Michigan/PADEP Certification #: 9991
Missouri Certification #: 235
Montana Certification #: Cert0082
Nebraska Certification #: NE-OS-29-14
Nevada Certification #: PA014572018-1
New Hampshire/TNI Certification #: 297617
New Jersey/TNI Certification #: PA051
New Mexico Certification #: PA01457
New York/TNI Certification #: 10888
North Carolina Certification #: 42706
North Dakota Certification #: R-190
Ohio EPA Rad Approval: #41249
Oregon/TNI Certification #: PA200002-010
Pennsylvania/TNI Certification #: 65-00282
Puerto Rico Certification #: PA01457
Rhode Island Certification #: 65-00282
South Dakota Certification
Tennessee Certification #: 02867
Texas/TNI Certification #: T104704188-17-3
Utah/TNI Certification #: PA014572017-9
USDA Soil Permit #: P330-17-00091
Vermont Dept. of Health: ID# VT-0282
Virgin Island/PADEP Certification
Virginia/VELAP Certification #: 460198
Washington Certification #: C868
West Virginia DEP Certification #: 143
West Virginia DHHR Certification #: 9964C
Wisconsin Approve List for Rad
Wyoming Certification #: 8TMS-L

Pace Analytical Services Indianapolis

7726 Moller Road, Indianapolis, IN 46268
Illinois Accreditation #: 200074
Indiana Drinking Water Laboratory #: C-49-06
Kansas/TNI Certification #: E-10177
Kentucky UST Agency Interest #: 80226
Kentucky WW Laboratory ID #: 98019
Michigan Drinking Water Laboratory #9050
Ohio VAP Certified Laboratory #: CL0065
Oklahoma Laboratory #: 9204
Texas Certification #: T104704355
Wisconsin Laboratory #: 999788130
USDA Soil Permit #: P330-19-00257

This report shall not be reproduced, except in full,
without the written consent of Pace Analytical Services, LLC.

Pace Analytical Services, LLC
7726 Moller Road
Indianapolis, IN 46268
(317)228-3100

SAMPLE SUMMARY

Project: Eagle Valley P1R1
Pace Project No.: 50316810

Lab ID	Sample ID	Matrix	Date Collected	Date Received
50316810001	**MW-10S**	Water	05/18/22 13:50	05/18/22 16:15

REPORT OF LABORATORY ANALYSIS

This report shall not be reproduced, except in full,
without the written consent of Pace Analytical Services, LLC.

Pace Analytical Services, LLC
7726 Moller Road
Indianapolis, IN 46268
(317)228-3100

SAMPLE ANALYTE COUNT

Project: Eagle Valley P1R1
Pace Project No.: 50316810

Lab ID	Sample ID	Method	Analysts	Analytes Reported	Laboratory
50316810001	**MW-10S**	EPA 9056	BK1	3	PASI-I
		EPA 6010	MTM, RAM	15	PASI-I
		EPA 6010	MTM	2	PASI-I
		EPA 6020	DMT	6	PASI-I
		EPA 7470	ILP	1	PASI-I
		EPA 903.1	SLC	1	PASI-PA
		EPA 904.0	VAL	1	PASI-PA
		Total Radium Calculation	JAL	1	PASI-PA
		SM 2320B	TAY	3	PASI-I
		SM 2540C	BSW	1	PASI-I
		SM 4500-H+B	TRK	1	PASI-I
		SM 4500-S2-D	ZM	1	PASI-I
		HACH 8146	ZM	1	PASI-I
		EPA 353.2	OAS	2	PASI-I
		EPA 365.1	ZM	1	PASI-I
		SM 5310C	ZM	1	PASI-I
		SM 5310C	ZM	1	PASI-I

PASI-I = Pace Analytical Services - Indianapolis
PASI-PA = Pace Analytical Services - Greensburg

This report shall not be reproduced, except in full,
without the written consent of Pace Analytical Services, LLC.

Pace Analytical Services, LLC
7726 Moller Road
Indianapolis, IN 46268
(317)228-3100

SUMMARY OF DETECTION

Project: Eagle Valley P1R1
Pace Project No.: 50316810

Lab Sample ID / Method	Client Sample ID / Parameters	Result	Units	Report Limit	Analyzed	Qualifiers
50316810001	**MW-10S**					
EPA 9056	Chloride	112	mg/L	25.0	06/01/22 13:43	
EPA 9056	Fluoride	0.23	mg/L	0.10	06/01/22 13:25	
EPA 9056	Sulfate	478	mg/L	25.0	06/01/22 13:43	
EPA 6010	Barium	80.1	ug/L	10.0	05/30/22 16:55	
EPA 6010	Boron	7250	ug/L	100	05/31/22 16:34	
EPA 6010	Calcium	244000	ug/L	2000	05/30/22 19:12	
EPA 6010	Lithium	108	ug/L	20.0	05/30/22 16:55	
EPA 6010	Magnesium	48900	ug/L	1000	05/30/22 16:55	
EPA 6010	Manganese	121	ug/L	10.0	05/30/22 16:55	
EPA 6010	Molybdenum	60.3	ug/L	10.0	05/30/22 16:55	
EPA 6010	Potassium	10500	ug/L	1000	05/30/22 16:55	
EPA 6010	Silica	13000	ug/L	450	05/30/22 16:55	N2
EPA 6010	Sodium	123000	ug/L	1000	05/30/22 16:55	
EPA 6010	Manganese, Dissolved	103	ug/L	10.0	05/31/22 10:07	
EPA 6010	Molybdenum, Dissolved	63.4	ug/L	10.0	05/31/22 10:07	
EPA 6020	Antimony	2.2	ug/L	1.0	05/23/22 08:02	
EPA 6020	Selenium	2.1	ug/L	1.0	05/23/22 08:02	
EPA 903.1	Radium-226	0.631 ± 0.518 (0.690) C:NA T:92%	pCi/L		06/12/22 19:34	
EPA 904.0	Radium-228	0.719 ± 0.433 (0.802) C:63% T:87%	pCi/L		06/10/22 11:24	
Total Radium Calculation	Total Radium	1.35 ± 0.951 (1.49)	pCi/L		06/13/22 14:59	
SM 2320B	Alkalinity, Total as CaCO3	366	mg/L	2.0	05/25/22 12:49	
SM 2320B	Alkalinity,Bicarbonate (CaCO3)	366	mg/L	2.0	05/25/22 12:49	
SM 2540C	Total Dissolved Solids	1310	mg/L	20.0	05/24/22 11:06	
SM 4500-H+B	pH at 25 Degrees C	7.2	Std. Units	0.10	05/23/22 14:38	H3
EPA 353.2	Nitrogen, Nitrate	0.36	mg/L	0.10	05/19/22 10:15	
SM 5310C	Dissolved Organic Carbon	1.1	mg/L	1.0	05/27/22 11:00	

This report shall not be reproduced, except in full,
without the written consent of Pace Analytical Services, LLC.

Pace Analytical Services, LLC
7726 Moller Road
Indianapolis, IN 46268
(317)228-3100

ANALYTICAL RESULTS

Project: Eagle Valley P1R1
Pace Project No.: 50316810

Sample: MW-10S **Lab ID: 50316810001** Collected: 05/18/22 13:50 Received: 05/18/22 16:15 Matrix: Water

Parameters	Results	Units	Report Limit	DF	Prepared	Analyzed	CAS No.	Qual
9056 IC Anions	Analytical Method: EPA 9056							
	Pace Analytical Services - Indianapolis							
Chloride	**112**	mg/L	25.0	100		06/01/22 13:43	16887-00-6	
Fluoride	**0.23**	mg/L	0.10	1		06/01/22 13:25	16984-48-8	
Sulfate	**478**	mg/L	25.0	100		06/01/22 13:43	14808-79-8	
6010 MET ICP	Analytical Method: EPA 6010 Preparation Method: EPA 3010							
	Pace Analytical Services - Indianapolis							
Aluminum	ND	ug/L	200	1	05/26/22 15:08	05/30/22 16:55	7429-90-5	
Barium	**80.1**	ug/L	10.0	1	05/26/22 15:08	05/30/22 16:55	7440-39-3	
Boron	**7250**	ug/L	100	1	05/26/22 15:08	05/31/22 16:34	7440-42-8	
Cadmium	ND	ug/L	2.0	1	05/26/22 15:08	05/30/22 16:55	7440-43-9	
Calcium	**244000**	ug/L	2000	2	05/26/22 15:08	05/30/22 19:12	7440-70-2	
Chromium	ND	ug/L	10.0	1	05/26/22 15:08	05/30/22 16:55	7440-47-3	
Iron	ND	ug/L	100	1	05/26/22 15:08	05/30/22 16:55	7439-89-6	
Lead	ND	ug/L	10.0	1	05/26/22 15:08	05/30/22 16:55	7439-92-1	
Lithium	**108**	ug/L	20.0	1	05/26/22 15:08	05/30/22 16:55	7439-93-2	
Magnesium	**48900**	ug/L	1000	1	05/26/22 15:08	05/30/22 16:55	7439-95-4	
Manganese	**121**	ug/L	10.0	1	05/26/22 15:08	05/30/22 16:55	7439-96-5	
Molybdenum	**60.3**	ug/L	10.0	1	05/26/22 15:08	05/30/22 16:55	7439-98-7	
Potassium	**10500**	ug/L	1000	1	05/26/22 15:08	05/30/22 16:55	7440-09-7	
Silica	**13000**	ug/L	450	1	05/26/22 15:08	05/30/22 16:55	7631-86-9	N2
Sodium	**123000**	ug/L	1000	1	05/26/22 15:08	05/30/22 16:55	7440-23-5	
6010 MET ICP, Dissolved	Analytical Method: EPA 6010 Preparation Method: EPA 3010							
	Pace Analytical Services - Indianapolis							
Manganese, Dissolved	**103**	ug/L	10.0	1	05/30/22 17:05	05/31/22 10:07	7439-96-5	
Molybdenum, Dissolved	**63.4**	ug/L	10.0	1	05/30/22 17:05	05/31/22 10:07	7439-98-7	
6020 MET ICPMS	Analytical Method: EPA 6020 Preparation Method: EPA 200.2							
	Pace Analytical Services - Indianapolis							
Antimony	**2.2**	ug/L	1.0	1	05/21/22 08:15	05/23/22 08:02	7440-36-0	
Arsenic	ND	ug/L	1.0	1	05/21/22 08:15	05/23/22 08:02	7440-38-2	
Beryllium	ND	ug/L	0.20	1	05/21/22 08:15	05/23/22 08:02	7440-41-7	
Cobalt	ND	ug/L	1.0	1	05/21/22 08:15	05/23/22 08:02	7440-48-4	
Selenium	**2.1**	ug/L	1.0	1	05/21/22 08:15	05/23/22 08:02	7782-49-2	
Thallium	ND	ug/L	1.0	1	05/21/22 08:15	05/23/22 08:02	7440-28-0	
7470 Mercury	Analytical Method: EPA 7470 Preparation Method: EPA 7470							
	Pace Analytical Services - Indianapolis							
Mercury	ND	ug/L	0.20	1	05/25/22 17:31	05/26/22 09:36	7439-97-6	
2320B Alkalinity	Analytical Method: SM 2320B							
	Pace Analytical Services - Indianapolis							
Alkalinity, Total as CaCO3	**366**	mg/L	2.0	1		05/25/22 12:49		
Alkalinity,Bicarbonate (CaCO3)	**366**	mg/L	2.0	1		05/25/22 12:49		
Alkalinity,Carbonate (CaCO3)	ND	mg/L	2.0	1		05/25/22 12:49		

REPORT OF LABORATORY ANALYSIS

This report shall not be reproduced, except in full,
without the written consent of Pace Analytical Services, LLC.

Pace Analytical Services, LLC
7726 Moller Road
Indianapolis, IN 46268
(317)228-3100

ANALYTICAL RESULTS

Project: Eagle Valley P1R1
Pace Project No.: 50316810

Sample: MW-10S **Lab ID: 50316810001** Collected: 05/18/22 13:50 Received: 05/18/22 16:15 Matrix: Water

Parameters	Results	Units	Report Limit	DF	Prepared	Analyzed	CAS No.	Qual
2540C Total Dissolved Solids	Analytical Method: SM 2540C Pace Analytical Services - Indianapolis							
Total Dissolved Solids	**1310**	mg/L	20.0	1		05/24/22 11:06		
4500H+ pH, Electrometric	Analytical Method: SM 4500-H+B Pace Analytical Services - Indianapolis							
pH at 25 Degrees C	**7.2**	Std. Units	0.10	1		05/23/22 14:38		H3
4500S2D Sulfide Water	Analytical Method: SM 4500-S2-D Pace Analytical Services - Indianapolis							
Sulfide	ND	mg/L	0.10	1		05/23/22 19:56	18496-25-8	
Iron, Ferrous	Analytical Method: HACH 8146 Pace Analytical Services - Indianapolis							
Iron, Ferrous	ND	mg/L	0.20	1		05/25/22 23:13	15438-31-0	H3,N2
353.2 Nitrogen, NO2/NO3 unpres	Analytical Method: EPA 353.2 Pace Analytical Services - Indianapolis							
Nitrogen, Nitrate	**0.36**	mg/L	0.10	1		05/19/22 10:15	14797-55-8	
Nitrogen, Nitrite	ND	mg/L	0.10	1		05/19/22 10:15	14797-65-0	
365.1 Total Phosphorus	Analytical Method: EPA 365.1 Preparation Method: EPA 365.1 Pace Analytical Services - Indianapolis							
Phosphate as P04	ND	mg/L	0.15	1	05/27/22 11:30	05/30/22 13:04		
5310C TOC	Analytical Method: SM 5310C Pace Analytical Services - Indianapolis							
Total Organic Carbon	ND	mg/L	1.0	1		05/29/22 20:21	7440-44-0	
5310C Dissolved Organic Carbon	Analytical Method: SM 5310C Pace Analytical Services - Indianapolis							
Dissolved Organic Carbon	**1.1**	mg/L	1.0	1		05/27/22 11:00		

REPORT OF LABORATORY ANALYSIS

This report shall not be reproduced, except in full,
without the written consent of Pace Analytical Services, LLC.

Pace Analytical Services, LLC
7726 Moller Road
Indianapolis, IN 46268
(317)228-3100

QUALITY CONTROL DATA

Project: Eagle Valley P1R1
Pace Project No.: 50316810

QC Batch: 678527
QC Batch Method: EPA 9056
Analysis Method: EPA 9056
Analysis Description: 9056 IC Anions
Laboratory: Pace Analytical Services - Indianapolis
Associated Lab Samples: 50316810001

METHOD BLANK: 3123697 Matrix: Water
Associated Lab Samples: 50316810001

Parameter	Units	Blank Result	Reporting Limit	Analyzed	Qualifiers
Chloride	mg/L	ND	0.25	06/01/22 02:11	
Fluoride	mg/L	ND	0.10	06/01/22 02:11	
Sulfate	mg/L	ND	0.25	06/01/22 02:11	

LABORATORY CONTROL SAMPLE: 3123698

Parameter	Units	Spike Conc.	LCS Result	LCS % Rec	% Rec Limits	Qualifiers
Chloride	mg/L	1.2	1.2	99	80-120	
Fluoride	mg/L	0.5	0.49	97	80-120	
Sulfate	mg/L	2.5	2.5	101	80-120	

MATRIX SPIKE & MATRIX SPIKE DUPLICATE: 3123699 3123700

Parameter	Units	50316719001 Result	MS Spike Conc.	MSD Spike Conc.	MS Result	MSD Result	MS % Rec	MSD % Rec	% Rec Limits	RPD	Max RPD	Qual
Chloride	mg/L	1040	1250	1250	2230	2220	95	94	80-120	1	15	
Fluoride	mg/L	3.2	0.5	0.5	3.7	3.6	98	94	80-120	1	15	
Sulfate	mg/L	278	250	250	527	529	100	100	80-120	0	15	

Results presented on this page are in the units indicated by the "Units" column except where an alternate unit is presented to the right of the result.

REPORT OF LABORATORY ANALYSIS

This report shall not be reproduced, except in full,
without the written consent of Pace Analytical Services, LLC.

Pace Analytical Services, LLC
7726 Moller Road
Indianapolis, IN 46268
(317)228-3100

QUALITY CONTROL DATA

Project: Eagle Valley P1R1
Pace Project No.: 50316810

QC Batch: 678178
QC Batch Method: EPA 7470
Analysis Method: EPA 7470
Analysis Description: 7470 Mercury
Laboratory: Pace Analytical Services - Indianapolis
Associated Lab Samples: 50316810001

METHOD BLANK: 3122328 Matrix: Water
Associated Lab Samples: 50316810001

Parameter	Units	Blank Result	Reporting Limit	Analyzed	Qualifiers
Mercury	ug/L	ND	0.20	05/26/22 09:21	

LABORATORY CONTROL SAMPLE: 3122329

Parameter	Units	Spike Conc.	LCS Result	LCS % Rec	% Rec Limits	Qualifiers
Mercury	ug/L	5	5.0	100	80-120	

MATRIX SPIKE & MATRIX SPIKE DUPLICATE: 3122330 3122331

Parameter	Units	50316846007 Result	MS Spike Conc.	MSD Spike Conc.	MS Result	MSD Result	MS % Rec	MSD % Rec	% Rec Limits	RPD	Max RPD	Qual
Mercury	ug/L	ND	5	5	4.9	5.2	99	104	75-125	6	20	

Results presented on this page are in the units indicated by the "Units" column except where an alternate unit is presented to the right of the result.

REPORT OF LABORATORY ANALYSIS

This report shall not be reproduced, except in full,
without the written consent of Pace Analytical Services, LLC.

Pace Analytical Services, LLC
7726 Moller Road
Indianapolis, IN 46268
(317)228-3100

QUALITY CONTROL DATA

Project: Eagle Valley P1R1
Pace Project No.: 50316810

QC Batch: 678149
QC Batch Method: EPA 3010
Analysis Method: EPA 6010
Analysis Description: 6010 MET
Laboratory: Pace Analytical Services - Indianapolis
Associated Lab Samples: 50316810001

METHOD BLANK: 3122220 Matrix: Water
Associated Lab Samples: 50316810001

Parameter	Units	Blank Result	Reporting Limit	Analyzed	Qualifiers
Aluminum	ug/L	ND	200	05/30/22 16:35	
Barium	ug/L	ND	10.0	05/30/22 16:35	
Boron	ug/L	ND	100	05/31/22 16:26	
Cadmium	ug/L	ND	2.0	05/30/22 16:35	
Calcium	ug/L	ND	1000	05/30/22 16:35	
Chromium	ug/L	ND	10.0	05/30/22 16:35	
Iron	ug/L	ND	100	05/30/22 16:35	
Lead	ug/L	ND	10.0	05/30/22 16:35	
Lithium	ug/L	ND	20.0	05/30/22 16:35	
Magnesium	ug/L	ND	1000	05/30/22 16:35	
Manganese	ug/L	ND	10.0	05/30/22 16:35	
Molybdenum	ug/L	ND	10.0	05/30/22 16:35	
Potassium	ug/L	ND	1000	05/30/22 16:35	
Silica	ug/L	ND	450	05/30/22 16:35	N2
Sodium	ug/L	ND	1000	05/30/22 16:35	

LABORATORY CONTROL SAMPLE: 3122221

Parameter	Units	Spike Conc.	LCS Result	LCS % Rec	% Rec Limits	Qualifiers
Aluminum	ug/L	10000	10600	106	80-120	
Barium	ug/L	1000	966	97	80-120	
Boron	ug/L	1000	982	98	80-120	
Cadmium	ug/L	1000	1040	104	80-120	
Calcium	ug/L	10000	10900	109	80-120	
Chromium	ug/L	1000	1020	102	80-120	
Iron	ug/L	10000	10000	100	80-120	
Lead	ug/L	1000	1040	104	80-120	
Lithium	ug/L	1000	996	100	80-120	
Magnesium	ug/L	10000	10900	109	80-120	
Manganese	ug/L	1000	1090	109	80-120	
Molybdenum	ug/L	1000	1020	102	80-120	
Potassium	ug/L	10000	10100	101	80-120	
Silica	ug/L	10700	10700	100	80-120	N2
Sodium	ug/L	10000	10500	105	80-120	

Results presented on this page are in the units indicated by the "Units" column except where an alternate unit is presented to the right of the result.

REPORT OF LABORATORY ANALYSIS

This report shall not be reproduced, except in full,
without the written consent of Pace Analytical Services, LLC.

Pace Analytical Services, LLC
7726 Moller Road
Indianapolis, IN 46268
(317)228-3100

QUALITY CONTROL DATA

Project: Eagle Valley P1R1
Pace Project No.: 50316810

MATRIX SPIKE & MATRIX SPIKE DUPLICATE: 3122222 3122223

Parameter	Units	50316828002 Result	MS Spike Conc.	MSD Spike Conc.	MS Result	MSD Result	MS % Rec	MSD % Rec	% Rec Limits	RPD	Max RPD	Qual
Aluminum	ug/L	284	10000	10000	10300	10700	100	104	75-125	4	20	
Barium	ug/L	18.5	1000	1000	908	958	89	94	75-125	5	20	
Boron	ug/L	36.6	1000	1000	1050	1090	101	106	75-125	4	20	CH
Cadmium	ug/L	ND	1000	1000	959	1000	96	100	75-125	5	20	
Calcium	ug/L	58200	10000	10000	64500	66600	63	84	75-125	3	20	P6
Chromium	ug/L	ND	1000	1000	932	973	93	97	75-125	4	20	
Iron	ug/L	1060	10000	10000	10100	10400	90	93	75-125	3	20	
Lead	ug/L	ND	1000	1000	937	981	94	98	75-125	5	20	
Lithium	ug/L	ND	1000	1000	942	996	94	99	75-125	6	20	
Magnesium	ug/L	12000	10000	10000	21200	21900	93	99	75-125	3	20	
Manganese	ug/L	230	1000	1000	1210	1260	98	103	75-125	4	20	
Molybdenum	ug/L	ND	1000	1000	934	982	93	98	75-125	5	20	
Potassium	ug/L	4600	10000	10000	14000	14500	94	99	75-125	4	20	
Silica	ug/L	7130	10700	10700	16700	17600	90	98	75-125	5	20	N2
Sodium	ug/L	6790	10000	10000	16300	17000	95	102	75-125	4	20	

Results presented on this page are in the units indicated by the "Units" column except where an alternate unit is presented to the right of the result.

REPORT OF LABORATORY ANALYSIS

This report shall not be reproduced, except in full,
without the written consent of Pace Analytical Services, LLC.

Pace Analytical Services, LLC
7726 Moller Road
Indianapolis, IN 46268
(317)228-3100

QUALITY CONTROL DATA

Project: Eagle Valley P1R1
Pace Project No.: 50316810

QC Batch: 679145
QC Batch Method: EPA 3010
Analysis Method: EPA 6010
Analysis Description: 6010 MET Dissolved
Laboratory: Pace Analytical Services - Indianapolis
Associated Lab Samples: 50316810001

METHOD BLANK: 3126595 Matrix: Water
Associated Lab Samples: 50316810001

Parameter	Units	Blank Result	Reporting Limit	Analyzed	Qualifiers
Manganese, Dissolved	ug/L	ND	10.0	05/31/22 10:01	
Molybdenum, Dissolved	ug/L	ND	10.0	05/31/22 10:01	

LABORATORY CONTROL SAMPLE: 3126596

Parameter	Units	Spike Conc.	LCS Result	LCS % Rec	% Rec Limits	Qualifiers
Manganese, Dissolved	ug/L	1000	1020	102	80-120	
Molybdenum, Dissolved	ug/L	1000	1040	104	80-120	

MATRIX SPIKE & MATRIX SPIKE DUPLICATE: 3126597 3126598

Parameter	Units	50316916008 Result	MS Spike Conc.	MSD Spike Conc.	MS Result	MSD Result	MS % Rec	MSD % Rec	% Rec Limits	RPD	Max RPD	Qual
Manganese, Dissolved	ug/L	8130	1000	1000	8840	8870	72	74	75-125	0	20	P6
Molybdenum, Dissolved	ug/L	ND	1000	1000	1040	1060	104	106	75-125	2	20	

Results presented on this page are in the units indicated by the "Units" column except where an alternate unit is presented to the right of the result.

REPORT OF LABORATORY ANALYSIS

This report shall not be reproduced, except in full,
without the written consent of Pace Analytical Services, LLC.

Pace Analytical Services, LLC
7726 Moller Road
Indianapolis, IN 46268
(317)228-3100

QUALITY CONTROL DATA

Project: Eagle Valley P1R1
Pace Project No.: 50316810

QC Batch: 677331
QC Batch Method: EPA 200.2
Analysis Method: EPA 6020
Analysis Description: 6020 MET
Laboratory: Pace Analytical Services - Indianapolis
Associated Lab Samples: 50316810001

METHOD BLANK: 3118707 Matrix: Water
Associated Lab Samples: 50316810001

Parameter	Units	Blank Result	Reporting Limit	Analyzed	Qualifiers
Antimony	ug/L	ND	1.0	05/23/22 04:26	
Arsenic	ug/L	ND	1.0	05/23/22 04:26	
Beryllium	ug/L	ND	0.20	05/23/22 04:26	
Cobalt	ug/L	ND	1.0	05/23/22 04:26	
Selenium	ug/L	ND	1.0	05/23/22 04:26	
Thallium	ug/L	ND	1.0	05/23/22 04:26	

LABORATORY CONTROL SAMPLE: 3118708

Parameter	Units	Spike Conc.	LCS Result	LCS % Rec	% Rec Limits	Qualifiers
Antimony	ug/L	40	42.8	107	80-120	
Arsenic	ug/L	40	39.2	98	80-120	
Beryllium	ug/L	40	38.8	97	80-120	
Cobalt	ug/L	40	40.7	102	80-120	
Selenium	ug/L	40	38.2	95	80-120	
Thallium	ug/L	40	40.3	101	80-120	

MATRIX SPIKE & MATRIX SPIKE DUPLICATE: 3118709 3118710

Parameter	Units	50316689001 Result	MS Spike Conc.	MSD Spike Conc.	MS Result	MSD Result	MS % Rec	MSD % Rec	% Rec Limits	RPD	Max RPD	Qual
Antimony	ug/L	<1.0	40	40	43.2	43.3	108	108	75-125	0	20	
Arsenic	ug/L	<1.0	40	40	40.7	40.0	100	99	75-125	2	20	
Beryllium	ug/L	<0.20	40	40	39.3	38.8	98	97	75-125	1	20	
Cobalt	ug/L	<1.0	40	40	39.5	39.1	99	98	75-125	1	20	
Selenium	ug/L	<1.0	40	40	40.0	39.9	99	99	75-125	0	20	
Thallium	ug/L	<1.0	40	40	40.8	40.4	102	101	75-125	1	20	

Results presented on this page are in the units indicated by the "Units" column except where an alternate unit is presented to the right of the result.

REPORT OF LABORATORY ANALYSIS

This report shall not be reproduced, except in full,
without the written consent of Pace Analytical Services, LLC.

Pace Analytical Services, LLC
7726 Moller Road
Indianapolis, IN 46268
(317)228-3100

QUALITY CONTROL DATA

Project: Eagle Valley P1R1
Pace Project No.: 50316810

QC Batch: 678098
QC Batch Method: SM 2320B
Analysis Method: SM 2320B
Analysis Description: 2320B Alkalinity
Laboratory: Pace Analytical Services - Indianapolis
Associated Lab Samples: 50316810001

METHOD BLANK: 3121981 Matrix: Water
Associated Lab Samples: 50316810001

Parameter	Units	Blank Result	Reporting Limit	Analyzed	Qualifiers
Alkalinity, Total as CaCO3	mg/L	ND	2.0	05/25/22 12:49	
Alkalinity,Bicarbonate (CaCO3)	mg/L	ND	2.0	05/25/22 12:49	
Alkalinity,Carbonate (CaCO3)	mg/L	ND	2.0	05/25/22 12:49	

LABORATORY CONTROL SAMPLE: 3121982

Parameter	Units	Spike Conc.	LCS Result	LCS % Rec	% Rec Limits	Qualifiers
Alkalinity, Total as CaCO3	mg/L	50	50.2	100	90-110	

SAMPLE DUPLICATE: 3121983

Parameter	Units	50317079001 Result	Dup Result	RPD	Max RPD	Qualifiers
Alkalinity, Total as CaCO3	mg/L	506	506	0	20	
Alkalinity,Bicarbonate (CaCO3)	mg/L	506	506	0	20	
Alkalinity,Carbonate (CaCO3)	mg/L	ND	ND		20	

SAMPLE DUPLICATE: 3121984

Parameter	Units	50316856001 Result	Dup Result	RPD	Max RPD	Qualifiers
Alkalinity, Total as CaCO3	mg/L	345	349	1	20	
Alkalinity,Bicarbonate (CaCO3)	mg/L	345	349	1	20	
Alkalinity,Carbonate (CaCO3)	mg/L	ND	ND		20	

Results presented on this page are in the units indicated by the "Units" column except where an alternate unit is presented to the right of the result.

REPORT OF LABORATORY ANALYSIS

This report shall not be reproduced, except in full,
without the written consent of Pace Analytical Services, LLC.

Pace Analytical Services, LLC
7726 Moller Road
Indianapolis, IN 46268
(317)228-3100

QUALITY CONTROL DATA

Project: Eagle Valley P1R1
Pace Project No.: 50316810

QC Batch: 677861
QC Batch Method: SM 2540C
Analysis Method: SM 2540C
Analysis Description: 2540C Total Dissolved Solids
Laboratory: Pace Analytical Services - Indianapolis
Associated Lab Samples: 50316810001

METHOD BLANK: 3121080 Matrix: Water
Associated Lab Samples: 50316810001

Parameter	Units	Blank Result	Reporting Limit	Analyzed	Qualifiers
Total Dissolved Solids	mg/L	ND	10.0	05/24/22 10:56	

LABORATORY CONTROL SAMPLE: 3121081

Parameter	Units	Spike Conc.	LCS Result	LCS % Rec	% Rec Limits	Qualifiers
Total Dissolved Solids	mg/L	300	279	93	80-120	

SAMPLE DUPLICATE: 3121082

Parameter	Units	50317159007 Result	Dup Result	RPD	Max RPD	Qualifiers
Total Dissolved Solids	mg/L	968	872	10	10	

SAMPLE DUPLICATE: 3121083

Parameter	Units	50317159008 Result	Dup Result	RPD	Max RPD	Qualifiers
Total Dissolved Solids	mg/L	2560	2350	9	10	

Results presented on this page are in the units indicated by the "Units" column except where an alternate unit is presented to the right of the result.

REPORT OF LABORATORY ANALYSIS

This report shall not be reproduced, except in full,
without the written consent of Pace Analytical Services, LLC.

Pace Analytical Services, LLC
7726 Moller Road
Indianapolis, IN 46268
(317)228-3100

QUALITY CONTROL DATA

Project: Eagle Valley P1R1
Pace Project No.: 50316810

QC Batch: 677782
QC Batch Method: SM 4500-H+B
Analysis Method: SM 4500-H+B
Analysis Description: 4500H+B pH
Laboratory: Pace Analytical Services - Indianapolis

Associated Lab Samples: 50316810001

SAMPLE DUPLICATE: 3120852

Parameter	Units	50316118005 Result	Dup Result	RPD	Max RPD	Qualifiers
pH at 25 Degrees C	Std. Units	5.6	5.5	2	2	H3

SAMPLE DUPLICATE: 3120854

Parameter	Units	50316846005 Result	Dup Result	RPD	Max RPD	Qualifiers
pH at 25 Degrees C	Std. Units	7.1	7.1	0	2	H3

Results presented on this page are in the units indicated by the "Units" column except where an alternate unit is presented to the right of the result.

REPORT OF LABORATORY ANALYSIS

This report shall not be reproduced, except in full,
without the written consent of Pace Analytical Services, LLC.

Pace Analytical Services, LLC
7726 Moller Road
Indianapolis, IN 46268
(317)228-3100

QUALITY CONTROL DATA

Project: Eagle Valley P1R1
Pace Project No.: 50316810

QC Batch: 677853
QC Batch Method: SM 4500-S2-D
Analysis Method: SM 4500-S2-D
Analysis Description: 4500S2D Sulfide Water
Laboratory: Pace Analytical Services - Indianapolis
Associated Lab Samples: 50316810001

METHOD BLANK: 3121051 Matrix: Water
Associated Lab Samples: 50316810001

Parameter	Units	Blank Result	Reporting Limit	Analyzed	Qualifiers
Sulfide	mg/L	ND	0.10	05/23/22 19:56	

LABORATORY CONTROL SAMPLE: 3121052

Parameter	Units	Spike Conc.	LCS Result	LCS % Rec	% Rec Limits	Qualifiers
Sulfide	mg/L	0.5	0.49	98	90-110	

MATRIX SPIKE & MATRIX SPIKE DUPLICATE: 3121053 3121054

Parameter	Units	50316700001 Result	MS Spike Conc.	MSD Spike Conc.	MS Result	MSD Result	MS % Rec	MSD % Rec	% Rec Limits	RPD	Max RPD	Qual
Sulfide	mg/L	ND	0.5	0.5	0.48	0.48	96	95	90-110	0	20	

MATRIX SPIKE SAMPLE: 3121055

Parameter	Units	50316700002 Result	Spike Conc.	MS Result	MS % Rec	% Rec Limits	Qualifiers
Sulfide	mg/L	ND	0.5	0.44	85	90-110	M0

Results presented on this page are in the units indicated by the "Units" column except where an alternate unit is presented to the right of the result.

REPORT OF LABORATORY ANALYSIS

This report shall not be reproduced, except in full,
without the written consent of Pace Analytical Services, LLC.

Pace Analytical Services, LLC
7726 Moller Road
Indianapolis, IN 46268
(317)228-3100

QUALITY CONTROL DATA

Project: Eagle Valley P1R1
Pace Project No.: 50316810

QC Batch: 678400
QC Batch Method: HACH 8146
Analysis Method: HACH 8146
Analysis Description: Iron, Ferrous
Laboratory: Pace Analytical Services - Indianapolis

Associated Lab Samples: 50316810001

METHOD BLANK: 3123122 Matrix: Water
Associated Lab Samples: 50316810001

Parameter	Units	Blank Result	Reporting Limit	Analyzed	Qualifiers
Iron, Ferrous	mg/L	ND	0.20	05/25/22 23:08	H3,N2

LABORATORY CONTROL SAMPLE: 3123123

Parameter	Units	Spike Conc.	LCS Result	LCS % Rec	% Rec Limits	Qualifiers
Iron, Ferrous	mg/L	1	0.99	99	90-110	H3,N2

MATRIX SPIKE & MATRIX SPIKE DUPLICATE: 3123124 3123125

Parameter	Units	50316700001 Result	MS Spike Conc.	MSD Spike Conc.	MS Result	MSD Result	MS % Rec	MSD % Rec	% Rec Limits	RPD	Max RPD	Qual
Iron, Ferrous	mg/L	ND	1	1	0.99	1.0	99	100	90-110	1	20	H3,N2

MATRIX SPIKE & MATRIX SPIKE DUPLICATE: 3123126 3123127

Parameter	Units	50317002002 Result	MS Spike Conc.	MSD Spike Conc.	MS Result	MSD Result	MS % Rec	MSD % Rec	% Rec Limits	RPD	Max RPD	Qual
Iron, Ferrous	mg/L	ND	1	1	0.98	1.0	98	100	90-110	2	20	H3,N2

Results presented on this page are in the units indicated by the "Units" column except where an alternate unit is presented to the right of the result.

REPORT OF LABORATORY ANALYSIS

This report shall not be reproduced, except in full,
without the written consent of Pace Analytical Services, LLC.

Pace Analytical Services, LLC
7726 Moller Road
Indianapolis, IN 46268
(317)228-3100

QUALITY CONTROL DATA

Project: Eagle Valley P1R1
Pace Project No.: 50316810

QC Batch: 677054
QC Batch Method: EPA 353.2
Analysis Method: EPA 353.2
Analysis Description: 353.2 Nitrate + Nitrite, Unpres.
Laboratory: Pace Analytical Services - Indianapolis
Associated Lab Samples: 50316810001

METHOD BLANK: 3117340 Matrix: Water
Associated Lab Samples: 50316810001

Parameter	Units	Blank Result	Reporting Limit	Analyzed	Qualifiers
Nitrogen, Nitrate	mg/L	ND	0.10	05/19/22 10:10	
Nitrogen, Nitrite	mg/L	ND	0.10	05/19/22 10:10	

LABORATORY CONTROL SAMPLE: 3117341

Parameter	Units	Spike Conc.	LCS Result	LCS % Rec	% Rec Limits	Qualifiers
Nitrogen, Nitrate	mg/L	1	0.97	97	90-110	
Nitrogen, Nitrite	mg/L	1	0.98	98	90-110	

MATRIX SPIKE & MATRIX SPIKE DUPLICATE: 3117342 3117343

Parameter	Units	50316810001 Result	MS Spike Conc.	MSD Spike Conc.	MS Result	MSD Result	MS % Rec	MSD % Rec	% Rec Limits	RPD	Max RPD	Qual
Nitrogen, Nitrate	mg/L	0.36	1	1	1.3	1.3	97	97	90-110	0	20	
Nitrogen, Nitrite	mg/L	ND	1	1	0.97	0.96	97	96	90-110	0	20	

MATRIX SPIKE SAMPLE: 3117667

Parameter	Units	50316870001 Result	Spike Conc.	MS Result	MS % Rec	% Rec Limits	Qualifiers
Nitrogen, Nitrate	mg/L	0.031J	1	0.96	93	90-110	
Nitrogen, Nitrite	mg/L	ND	1	0.97	97	90-110	

Results presented on this page are in the units indicated by the "Units" column except where an alternate unit is presented to the right of the result.

REPORT OF LABORATORY ANALYSIS

This report shall not be reproduced, except in full,
without the written consent of Pace Analytical Services, LLC.

Pace Analytical Services, LLC
7726 Moller Road
Indianapolis, IN 46268
(317)228-3100

QUALITY CONTROL DATA

Project: Eagle Valley P1R1
Pace Project No.: 50316810

QC Batch: 678749
QC Batch Method: EPA 365.1
Analysis Method: EPA 365.1
Analysis Description: 365.1 Total Phosphorus
Laboratory: Pace Analytical Services - Indianapolis
Associated Lab Samples: 50316810001

METHOD BLANK: 3124993 Matrix: Water
Associated Lab Samples: 50316810001

Parameter	Units	Blank Result	Reporting Limit	Analyzed	Qualifiers
Phosphate as P04	mg/L	ND	0.15	05/30/22 12:58	

LABORATORY CONTROL SAMPLE: 3124994

Parameter	Units	Spike Conc.	LCS Result	LCS % Rec	% Rec Limits	Qualifiers
Phosphate as P04	mg/L		1.4			

MATRIX SPIKE SAMPLE: 3124995

Parameter	Units	50316810001 Result	Spike Conc.	MS Result	MS % Rec	% Rec Limits	Qualifiers
Phosphate as P04	mg/L	ND		1.4			

MATRIX SPIKE & MATRIX SPIKE DUPLICATE: 3124996 3124997

Parameter	Units	50316818007 Result	MS Spike Conc.	MSD Spike Conc.	MS Result	MSD Result	MS % Rec	MSD % Rec	% Rec Limits	RPD	Max RPD	Qual
Phosphate as P04	mg/L	ND			1.6	1.5				3		

Results presented on this page are in the units indicated by the "Units" column except where an alternate unit is presented to the right of the result.

REPORT OF LABORATORY ANALYSIS

This report shall not be reproduced, except in full,
without the written consent of Pace Analytical Services, LLC.

Pace Analytical Services, LLC
7726 Moller Road
Indianapolis, IN 46268
(317)228-3100

QUALITY CONTROL DATA

Project: Eagle Valley P1R1
Pace Project No.: 50316810

QC Batch: 679025
QC Batch Method: SM 5310C
Analysis Method: SM 5310C
Analysis Description: 5310C Total Organic Carbon
Laboratory: Pace Analytical Services - Indianapolis
Associated Lab Samples: 50316810001

METHOD BLANK: 3126317 Matrix: Water
Associated Lab Samples: 50316810001

Parameter	Units	Blank Result	Reporting Limit	Analyzed	Qualifiers
Total Organic Carbon	mg/L	ND	1.0	05/29/22 19:49	

LABORATORY CONTROL SAMPLE: 3126318

Parameter	Units	Spike Conc.	LCS Result	LCS % Rec	% Rec Limits	Qualifiers
Total Organic Carbon	mg/L	10	10.4	104	90-110	

MATRIX SPIKE & MATRIX SPIKE DUPLICATE: 3126319 3126320

Parameter	Units	50316828001 Result	MS Spike Conc.	MSD Spike Conc.	MS Result	MSD Result	MS % Rec	MSD % Rec	% Rec Limits	RPD	Max RPD	Qual
Total Organic Carbon	mg/L	14.2	40	40	55.0	55.3	102	103	80-120	0	20	

MATRIX SPIKE SAMPLE: 3126321

Parameter	Units	50316687002 Result	Spike Conc.	MS Result	MS % Rec	% Rec Limits	Qualifiers
Total Organic Carbon	mg/L	ND	10	10.5	100	80-120	

Results presented on this page are in the units indicated by the "Units" column except where an alternate unit is presented to the right of the result.

REPORT OF LABORATORY ANALYSIS

This report shall not be reproduced, except in full,
without the written consent of Pace Analytical Services, LLC.

Pace Analytical Services, LLC
7726 Moller Road
Indianapolis, IN 46268
(317)228-3100

QUALITY CONTROL DATA

Project: Eagle Valley P1R1
Pace Project No.: 50316810

QC Batch: 678549
QC Batch Method: SM 5310C
Analysis Method: SM 5310C
Analysis Description: 5310C Dissolved Organic Carbon
Laboratory: Pace Analytical Services - Indianapolis
Associated Lab Samples: 50316810001

METHOD BLANK: 3123789 Matrix: Water
Associated Lab Samples: 50316810001

Parameter	Units	Blank Result	Reporting Limit	Analyzed	Qualifiers
Dissolved Organic Carbon	mg/L	ND	1.0	05/27/22 05:06	

LABORATORY CONTROL SAMPLE: 3123790

Parameter	Units	Spike Conc.	LCS Result	LCS % Rec	% Rec Limits	Qualifiers
Dissolved Organic Carbon	mg/L	10	9.9	99	90-110	

MATRIX SPIKE & MATRIX SPIKE DUPLICATE: 3123791 3123792

Parameter	Units	50316700001 Result	MS Spike Conc.	MSD Spike Conc.	MS Result	MSD Result	MS % Rec	MSD % Rec	% Rec Limits	RPD	Max RPD	Qual
Dissolved Organic Carbon	mg/L	ND	10	10	10.7	10.6	101	100	80-120	1	20	P4

MATRIX SPIKE SAMPLE: 3123793

Parameter	Units	50316808002 Result	Spike Conc.	MS Result	MS % Rec	% Rec Limits	Qualifiers
Dissolved Organic Carbon	mg/L	ND	10	11.2	102	80-120	

Results presented on this page are in the units indicated by the "Units" column except where an alternate unit is presented to the right of the result.

REPORT OF LABORATORY ANALYSIS

This report shall not be reproduced, except in full,
without the written consent of Pace Analytical Services, LLC.

Pace Analytical Services, LLC
7726 Moller Road
Indianapolis, IN 46268
(317)228-3100

ANALYTICAL RESULTS - RADIOCHEMISTRY

Project: Eagle Valley P1R1
Pace Project No.: 50316810

Sample: MW-10S **Lab ID: 50316810001** Collected: 05/18/22 13:50 Received: 05/18/22 16:15 Matrix: Water
PWS: Site ID: Sample Type:

Parameters	Method	Act ± Unc (MDC) Carr Trac	Units	Analyzed	CAS No.	Qual
	Pace Analytical Services - Greensburg					
Radium-226	EPA 903.1	**0.631 ± 0.518 (0.690) C:NA T:92%**	pCi/L	06/12/22 19:34	13982-63-3	
	Pace Analytical Services - Greensburg					
Radium-228	EPA 904.0	**0.719 ± 0.433 (0.802) C:63% T:87%**	pCi/L	06/10/22 11:24	15262-20-1	
	Pace Analytical Services - Greensburg					
Total Radium	Total Radium Calculation	**1.35 ± 0.951 (1.49)**	pCi/L	06/13/22 14:59	7440-14-4	

REPORT OF LABORATORY ANALYSIS

This report shall not be reproduced, except in full,
without the written consent of Pace Analytical Services, LLC.

Pace Analytical Services, LLC
7726 Moller Road
Indianapolis, IN 46268
(317)228-3100

QUALITY CONTROL - RADIOCHEMISTRY

Project: Eagle Valley P1R1
Pace Project No.: 50316810

QC Batch: 509380
QC Batch Method: EPA 903.1
Analysis Method: EPA 903.1
Analysis Description: 903.1 Radium-226
Laboratory: Pace Analytical Services - Greensburg
Associated Lab Samples: 50316810001

METHOD BLANK: 2468530 Matrix: Water
Associated Lab Samples: 50316810001

Parameter	Act ± Unc (MDC) Carr Trac	Units	Analyzed	Qualifiers
Radium-226	0.163 ± 0.272 (0.439) C:NA T:90%	pCi/L	06/12/22 19:12	

Results presented on this page are in the units indicated by the "Units" column except where an alternate unit is presented to the right of the result.

REPORT OF LABORATORY ANALYSIS

This report shall not be reproduced, except in full,
without the written consent of Pace Analytical Services, LLC.

Pace Analytical Services, LLC
7726 Moller Road
Indianapolis, IN 46268
(317)228-3100

QUALITY CONTROL - RADIOCHEMISTRY

Project: Eagle Valley P1R1
Pace Project No.: 50316810

QC Batch: 509381
QC Batch Method: EPA 904.0
Analysis Method: EPA 904.0
Analysis Description: 904.0 Radium 228
Laboratory: Pace Analytical Services - Greensburg
Associated Lab Samples: 50316810001

METHOD BLANK: 2468531
Matrix: Water
Associated Lab Samples: 50316810001

Parameter	Act ± Unc (MDC) Carr Trac	Units	Analyzed	Qualifiers
Radium-228	0.248 ± 0.341 (0.729) C:72% T:84%	pCi/L	06/10/22 11:24	

Results presented on this page are in the units indicated by the "Units" column except where an alternate unit is presented to the right of the result.

REPORT OF LABORATORY ANALYSIS

This report shall not be reproduced, except in full,
without the written consent of Pace Analytical Services, LLC.

Pace Analytical Services, LLC
7726 Moller Road
Indianapolis, IN 46268
(317)228-3100

QUALIFIERS

Project: Eagle Valley P1R1
Pace Project No.: 50316810

DEFINITIONS

DF - Dilution Factor, if reported, represents the factor applied to the reported data due to dilution of the sample aliquot.

ND - Not Detected at or above adjusted reporting limit.

TNTC - Too Numerous To Count

J - Estimated concentration above the adjusted method detection limit and below the adjusted reporting limit.

MDL - Adjusted Method Detection Limit.

PQL - Practical Quantitation Limit.

RL - Reporting Limit - The lowest concentration value that meets project requirements for quantitative data with known precision and bias for a specific analyte in a specific matrix.

S - Surrogate

1,2-Diphenylhydrazine decomposes to and cannot be separated from Azobenzene using Method 8270. The result for each analyte is a combined concentration.

Consistent with EPA guidelines, unrounded data are displayed and have been used to calculate % recovery and RPD values.

LCS(D) - Laboratory Control Sample (Duplicate)

MS(D) - Matrix Spike (Duplicate)

DUP - Sample Duplicate

RPD - Relative Percent Difference

NC - Not Calculable.

SG - Silica Gel - Clean-Up

U - Indicates the compound was analyzed for, but not detected.

N-Nitrosodiphenylamine decomposes and cannot be separated from Diphenylamine using Method 8270. The result reported for each analyte is a combined concentration.

Reported results are not rounded until the final step prior to reporting. Therefore, calculated parameters that are typically reported as "Total" may vary slightly from the sum of the reported component parameters.

Act - Activity

Unc - Uncertainty: SDWA = 1.96 sigma count uncertainty, all other matrices = Expanded Uncertainty (95% confidence interval). Gamma Spec = Expanded Uncertainty (95.4% Confidence Interval)

(MDC) - Minimum Detectable Concentration

Trac - Tracer Recovery (%)

Carr - Carrier Recovery (%)

Pace Analytical is TNI accredited. Contact your Pace PM for the current list of accredited analytes.

TNI - The NELAC Institute.

ANALYTE QUALIFIERS

CH	The continuing calibration for this compound is outside of Pace Analytical acceptance limits. The results may be biased high.
H3	Sample was received or analysis requested beyond the recognized method holding time.
M0	Matrix spike recovery and/or matrix spike duplicate recovery was outside laboratory control limits.
N2	The lab does not hold NELAC/TNI accreditation for this parameter but other accreditations/certifications may apply. A complete list of accreditations/certifications is available upon request.
P4	Sample field preservation does not meet EPA or method recommendations for this analysis.
P6	Matrix spike recovery was outside laboratory control limits due to a parent sample concentration notably higher than the spike level.

This report shall not be reproduced, except in full,
without the written consent of Pace Analytical Services, LLC.

Pace Analytical Services, LLC
7726 Moller Road
Indianapolis, IN 46268
(317)228-3100

QUALITY CONTROL DATA CROSS REFERENCE TABLE

Project: Eagle Valley P1R1
Pace Project No.: 50316810

Lab ID	Sample ID	QC Batch Method	QC Batch	Analytical Method	Analytical Batch
50316810001	**MW-10S**	EPA 9056	678527		
50316810001	**MW-10S**	EPA 3010	678149	EPA 6010	679143
50316810001	**MW-10S**	EPA 3010	679145	EPA 6010	679221
50316810001	**MW-10S**	EPA 200.2	677331	EPA 6020	677554
50316810001	**MW-10S**	EPA 7470	678178	EPA 7470	678456
50316810001	**MW-10S**	EPA 903.1	509380		
50316810001	**MW-10S**	EPA 904.0	509381		
50316810001	**MW-10S**	Total Radium Calculation	511331		
50316810001	**MW-10S**	SM 2320B	678098		
50316810001	**MW-10S**	SM 2540C	677861		
50316810001	**MW-10S**	SM 4500-H+B	677782		
50316810001	**MW-10S**	SM 4500-S2-D	677853		
50316810001	**MW-10S**	HACH 8146	678400		
50316810001	**MW-10S**	EPA 353.2	677054		
50316810001	**MW-10S**	EPA 365.1	678749	EPA 365.1	679099
50316810001	**MW-10S**	SM 5310C	679025		
50316810001	**MW-10S**	SM 5310C	678549		

This report shall not be reproduced, except in full,
without the written consent of Pace Analytical Services, LLC.

WO# : 50316810

50316810

CHAIN-OF-CUSTODY / Analytical Request Document

The Chain-of-Custody is a LEGAL DOCUMENT. All relevant fields must be completed accurately.

Required Client Information:		Required Project Information:		Section C Invoice Information:	
Company:	Atlas Indianapolis	Report To:	Mark Breting	Attention:	Accounts Payable
Address:	7988 Centerpoint Drive	Copy To:		Company Name:	Atlas Indianapolis
	Indianapolis, IN 46256			Address:	
Email:	mark.breting@oneatlas.com	Purchase Order #:		Pace Quote:	
Phone:	NONE Fax:	Project Name:	Eagle Valley Profile 1 Report 1	Pace Project Manager:	hayden.putt@pacelabs.com
Requested Due Date:		Project #:		Pace Profile #:	10498/17

Regulatory Agency	
State / Location	
	IN

ITEM #	SAMPLE ID One Character per box. (A-Z, 0-9 / , -) Sample Ids must be unique	MATRIX CODE (see valid codes to left)	SAMPLE TYPE (G=GRAB C=COMP)	COLLECTED START DATE	COLLECTED START TIME	COLLECTED END DATE	COLLECTED END TIME	SAMPLE TEMP AT COLLECTION	# OF CONTAINERS	Preservatives: Unpreserved	H2SO4	HNO3	HCl	NaOH + ZnAcetate	Na2S2O3	Methanol	Other	Analyses Test Y/N	TDS / NO2,NO3-Wet	(Cl, F, SO4) IC	Metals, Total*	Metals Diss. Field Filtered**	Rad-228	Rad-226	Alkalinity, Ferrous Iron, pH	TOC by 5310C	DOC by 5310C	Sulfide	Phosphate		Residual Chlorine (Y/N)	
	MATRIX: Drinking Water DW, Water WT, Waste Water WW, Product P, Soil/Solid SL, Oil OL, Wipe WP, Air AR, Other OT, Tissue TS																	Requested Analysis Filtered (Y/N)				Y				Y						
13	MW-6I	WT							11	3	3	4		1					X	X	X	X	X	X	X	X	X	X			
14	MW-6D	WT							11	3	3	4		1					X	X	X	X	X	X	X	X	X	X			
15	MW-7S	WT							11	3	3	4		1					X	X	X	X	X	X	X	X	X	X			
16	MW-8S	WT							11	3	3	4		1					X	X	X	X	X	X	X	X	X	X			
17	MW-9S	WT							11	3	3	4		1					X	X	X	X	X	X	X	X	X	X			
18	MW-9I	WT							11	3	3	4		1					X	X	X	X	X	X	X	X	X	X			
19	MW-9D	WT							11	3	3	4		1					X	X	X	X	X	X	X	X	X	X			
20	MW-10S	WT	G	5/18	1350				11	3	3	4		1					X	X	X	X	X	X	X	X	X	X			001
21	MW-11S	WT							11	3	3	4		1					X	X	X	X	X	X	X	X	X	X			
22	MW-11I	WT							11	3	3	4		1					X	X	X	X	X	X	X	X	X	X			
23	MW-11D	WT							11	3	3	4		1					X	X	X	X	X	X	X	X	X	X			
24	MW-12S	WT							11	3	3	4		1					X	X	X	X	X	X	X	X	X	X			

ADDITIONAL COMMENTS	RELINQUISHED BY / AFFILIATION	DATE	TIME	ACCEPTED BY / AFFILIATION	DATE	TIME	SAMPLE CONDITIONS			
* Metals: 6010 (Al, Ba, B, Cd, Cr, Fe, Pb, Mn, Mo, Ca, Mg, Na, K, Li, SiO2)		5/18	1615		05/18/22	1615	6.5	Y	N	Y
6020 (Be, Co, As, Se, Sb, Tl), 7470 (Hg).										
** Dissolved FF 6010 (Mo, Mn)										
Alkalinity = (Total , Bicarb & Carb)										

SAMPLER NAME AND SIGNATURE			
PRINT Name of SAMPLER:	P. Grey Hopper		
SIGNATURE of SAMPLER:		DATE Signed:	5/18/22

TEMP in C	Received on Ice (Y/N)	Custody Sealed Cooler (Y/N)	Samples Intact (Y/N)

SAMPLE CONDITION UPON RECEIPT FORM

Date/Time and Initials of person examining contents: DMP 05/18/22 16:22

1. **Courier:** ☐ FED EX ☐ UPS ☑ CLIENT ☐ PACE ☐ USPS ☐ OTHER _____

2. **Custody Seal on Cooler/Box Present:** ☐ Yes ☑ No

(If yes)Seals Intact: ☐ Yes ☐ No **(leave blank if no seals were present)**

3. **Thermometer:** 1 2 3 4 5 6 A B C D E F

4. **Cooler Temperature(s):** 8.5/8.5 | | | |
(Initial/Corrected) RECORD TEMPS OF ALL COOLERS RECEIVED (use Comments below to add more)

5. **Packing Material:** ☐ Bubble Wrap ☑ Bubble Bags ☐ None ☑ Other Plastic Bags

6. **Ice Type:** ☑ Wet ☐ Blue ☐ None

7. **If temp. is over 6°C or under 0°C, was the PM notified?:** ☐ Yes ☑ No
Cooler temp should be above freezing to 6°C

All discrepancies will be written out in the comments section below.

	Yes	No
USDA Regulated Soils? (HI, ID, NY, WA, OR,CA, NM, TX, OK, AR, LA, TN, AL, MS, NC, SC, GA, FL, or Puerto Rico)		✓
Short Hold Time Analysis (48 hours or less)? **Analysis:** NO3	✓	
Time 5035A TC placed in Freezer or Short Holds To Lab	Time: 1630	
Rush TAT Requested (4 days or less):		✓
Custody Signatures Present?	✓	
Containers Intact?:	✓	
Sample Label (IDs/Dates/Times) Match COC?: Except TCs, which only require sample ID	✓	
Extra labels on Terracore Vials? (soils only)		N/A

	Yes	No	N/A
All containers needing acid/base preservation have been pH CHECKED?: **Exceptions: VOA, coliform, LLHg, O&G, RAD CHEM, and any container with a septum cap or preserved with HCl.** **Circle: HNO3 (<2) H2SO4 (<2) NaOH (>10) NaOH/ZnAc (>9)** Any non-conformance to pH recommendations will be noted on the container count form	✓		
	Present	Absent	N/A
Residual Chlorine Check (SVOC 625 Pest/PCB 608)			✓
Residual Chlorine Check (Total/Amenable/Free Cyanide)			✓
Headspace Wisconsin Sulfide?			✓
	Present	Absent	No VOA Vials Sent
Headspace in VOA Vials (>6mm): See Containter Count form for details			✓
Trip Blank Present?		✓	
Trip Blank Custody Seals?:			✓

COMMENTS:

COC PAGE 1 **of** 1

Sample Container Count

SBS
DI
MeOH (only)
BK
Kit

** Place a RED dot on containers that are out of conformance **

COC Line Item	WGFU	R	DG9H VG9H	VOA VIAL HS (>6mm)	VG9U	DG9U	VG9T	AG0U	AG1H	AG1U	AG2U	AG3S	AG3SF	AG3C	BP1U	BP1N	BP2U	BP3U	BP3N	BP3F	BP3S	BP3B	BP3Z	CG3H	Syringe Kit			Matrix	HNO3/ H2SO4 pH <2	NaOH/ ZNAc pH >9	NaOH pH>10
1																															
2																															
3																															
4																															
5																															
6																															
7																															
8												1	1			2	1	2	1	1	1		1					WT	✓	—	
9																															
10																															
11																															
12																															

Container Codes

Glass

DG9H	40mL HCl amber voa vial	BG1T	1L Na Thiosulfate clear glass
DG9P	40mL TSP amber vial	BG1U	1L unpreserved glass
DG9S	40mL H2SO4 amber vial	BG3H	250mL HCl Clear Glass
DG9T	40mL Na Thio amber vial	BG3U	250mL Unpres Clear Glass
DG9U	40mL unpreserved amber vial	AG0U	100mL unpres amber glass
VG9H	40mL HCl clear vial	AG1H	1L HCl amber glass
VG9T	40mL Na Thio. clear vial	AG1S	1L H2SO4 amber glass
VG9U	40mL unpreserved clear vial	AG1T	1L Na Thiosulfate amber glass
I	40mL w/hexane wipe vial	AG1U	1liter unpres amber glass
WGKU	8oz unpreserved clear jar	AG2N	500mL HNO3 amber glass
WGFU	4oz clear soil jar	AG2S	500mL H2SO4 amber glass
JGFU	4oz unpreserved amber wide	AG2U	500mL unpres amber glass
CG3H	250mL clear glass HCl	AG3S	250mL H2SO4 amber glass
BG1H	1L HCl clear glass	AG3SF	250mL H2SO4 amb glass -field filtered
BG1S	1L H2SO4 clear glass	AG3U	250mL unpres amber glass
GN	General	AG3C	250mL NaOH amber glass

Plastic / Misc.

BP1B	1L NaOH plastic
BP1N	1L HNO3 plastic
BP1S	1L H2SO4 plastic
BP1U	1L unpreserved plastic
BP1Z	1L NaOH, Zn, Ac
BP2N	500mL HNO3 plastic
BP2C	500mL NaOH plastic
BP2S	500mL H2SO4 plastic
BP2U	500mL unpreserved plastic
BP2Z	500mL NaOH, Zn Ac
BP3B	250mL NaOH plastic
BP3N	250mL HNO3 plastic
BP3F	250mL HNO3 plastic-field filtered
BP3U	250mL unpreserved plastic
BP3S	250mL H2SO4 plastic
BP3Z	250mL NaOH, ZnAc plastic

BP4U	125mL unpreserved plastic
BP4N	125mL HNO3 plastic
BP4S	125mL H2SO4 plastic

Syringe Kit	LL Cr+6 sampling kit

AF	Air Filter
C	Air Cassettes
R	Terracore kit
SP5T	120mL Coliform Na Thiosulfate
U	Summa Can
ZPLC	Ziploc Bag

WT		Water	
SL		Solid	
NAL	OL	Non-aqueous liquid	Oil
WP		Wipe	

Pace Analytical Services, LLC
7726 Moller Road
Indianapolis, IN 46268
(317)228-3100

July 27, 2022

Mr. Mark Breting
ATC Group Services
7988 Centerpoint Drive
Suite 100
Indianapolis, IN 46256

RE: Project: Eagle Valley P1R5
Pace Project No.: 50316941

Dear Mr. Breting:

Enclosed are the analytical results for sample(s) received by the laboratory on May 19, 2022. The results relate only to the samples included in this report. Results reported herein conform to the applicable TNI/NELAC Standards and the laboratory's Quality Manual, where applicable, unless otherwise noted in the body of the report.

The test results provided in this final report were generated by each of the following laboratories within the Pace Network:

- Pace Analytical Services - Indianapolis
- Pace Analytical Services - Greensburg

If you have any questions concerning this report, please feel free to contact me.

Sincerely,

Randal Rastorfer for
Hayden Putt
hayden.putt@pacelabs.com
(317)228-3145
Project Manager

Enclosures

cc: Mr. Robert Miller, Haley & Aldrich

Pace Analytical Services, LLC
7726 Moller Road
Indianapolis, IN 46268
(317)228-3100

CERTIFICATIONS

Project: Eagle Valley P1R5
Pace Project No.: 50316941

Pace Analytical Services Pennsylvania

1638 Roseytown Rd Suites 2,3&4, Greensburg, PA 15601
ANAB DOD-ELAP Rad Accreditation #: L2417
Alabama Certification #: 41590
Arizona Certification #: AZ0734
Arkansas Certification
California Certification #: 04222CA
Colorado Certification #: PA01547
Connecticut Certification #: PH-0694
Delaware Certification
EPA Region 4 DW Rad
Florida/TNI Certification #: E87683
Georgia Certification #: C040
Florida: Cert E871149 SEKS WET
Guam Certification
Hawaii Certification
Idaho Certification
Illinois Certification
Indiana Certification
Iowa Certification #: 391
Kansas/TNI Certification #: E-10358
Kentucky Certification #: KY90133
KY WW Permit #: KY0098221
KY WW Permit #: KY0000221
Louisiana DHH/TNI Certification #: LA180012
Louisiana DEQ/TNI Certification #: 4086
Maine Certification #: 2017020
Maryland Certification #: 308
Massachusetts Certification #: M-PA1457
Michigan/PADEP Certification #: 9991
Missouri Certification #: 235
Montana Certification #: Cert0082
Nebraska Certification #: NE-OS-29-14
Nevada Certification #: PA014572018-1
New Hampshire/TNI Certification #: 297617
New Jersey/TNI Certification #: PA051
New Mexico Certification #: PA01457
New York/TNI Certification #: 10888
North Carolina Certification #: 42706
North Dakota Certification #: R-190
Ohio EPA Rad Approval: #41249
Oregon/TNI Certification #: PA200002-010
Pennsylvania/TNI Certification #: 65-00282
Puerto Rico Certification #: PA01457
Rhode Island Certification #: 65-00282
South Dakota Certification
Tennessee Certification #: 02867
Texas/TNI Certification #: T104704188-17-3
Utah/TNI Certification #: PA014572017-9
USDA Soil Permit #: P330-17-00091
Vermont Dept. of Health: ID# VT-0282
Virgin Island/PADEP Certification
Virginia/VELAP Certification #: 460198
Washington Certification #: C868
West Virginia DEP Certification #: 143
West Virginia DHHR Certification #: 9964C
Wisconsin Approve List for Rad
Wyoming Certification #: 8TMS-L

Pace Analytical Services Indianapolis

7726 Moller Road, Indianapolis, IN 46268
Illinois Accreditation #: 200074
Indiana Drinking Water Laboratory #: C-49-06
Kansas/TNI Certification #: E-10177
Kentucky UST Agency Interest #: 80226
Kentucky WW Laboratory ID #: 98019
Michigan Drinking Water Laboratory #9050
Ohio VAP Certified Laboratory #: CL0065
Oklahoma Laboratory #: 9204
Texas Certification #: T104704355
Wisconsin Laboratory #: 999788130
USDA Soil Permit #: P330-19-00257

This report shall not be reproduced, except in full,
without the written consent of Pace Analytical Services, LLC.

Pace Analytical Services, LLC
7726 Moller Road
Indianapolis, IN 46268
(317)228-3100

SAMPLE SUMMARY

Project: Eagle Valley P1R5
Pace Project No.: 50316941

Lab ID	Sample ID	Matrix	Date Collected	Date Received
50316941001	**MW-22I**	Water	05/18/22 10:20	05/19/22 15:05

REPORT OF LABORATORY ANALYSIS

This report shall not be reproduced, except in full,
without the written consent of Pace Analytical Services, LLC.

Pace Analytical Services, LLC
7726 Moller Road
Indianapolis, IN 46268
(317)228-3100

SAMPLE ANALYTE COUNT

Project: Eagle Valley P1R5
Pace Project No.: 50316941

Lab ID	Sample ID	Method	Analysts	Analytes Reported	Laboratory
50316941001	**MW-22I**	EPA 9056	BK1	3	PASI-I
		EPA 6010	MTM	12	PASI-I
		EPA 6010	MTM	2	PASI-I
		EPA 6020	DMT	4	PASI-I
		EPA 903.1	SLC	1	PASI-PA
		EPA 904.0	VAL	1	PASI-PA
		Total Radium Calculation	JAL	1	PASI-PA
		SM 2320B	TAY	3	PASI-I
		SM 2540C	WZE	1	PASI-I
		SM 4500-H+B	TRK	1	PASI-I
		SM 4500-S2-D	ZM	1	PASI-I
		HACH 8146	ZM	1	PASI-I
		EPA 353.2	OAS	2	PASI-I
		EPA 365.1	ZM	1	PASI-I
		SM 5310C	ZM	1	PASI-I
		SM 5310C	ZM	1	PASI-I

PASI-I = Pace Analytical Services - Indianapolis
PASI-PA = Pace Analytical Services - Greensburg

REPORT OF LABORATORY ANALYSIS

This report shall not be reproduced, except in full,
without the written consent of Pace Analytical Services, LLC.

Pace Analytical Services, LLC
7726 Moller Road
Indianapolis, IN 46268
(317)228-3100

SUMMARY OF DETECTION

Project: Eagle Valley P1R5
Pace Project No.: 50316941

Lab Sample ID / Method	Client Sample ID / Parameters	Result	Units	Report Limit	Analyzed	Qualifiers
50316941001	**MW-22I**					
EPA 9056	Chloride	27.0	mg/L	2.5	06/02/22 06:15	
EPA 9056	Sulfate	22.6	mg/L	0.25	06/02/22 06:00	
EPA 6010	Barium	56.1	ug/L	10.0	05/31/22 12:27	
EPA 6010	Calcium	92100	ug/L	1000	05/31/22 12:27	
EPA 6010	Magnesium	26800	ug/L	1000	05/31/22 12:27	
EPA 6010	Manganese	188	ug/L	10.0	05/31/22 12:27	
EPA 6010	Potassium	1500	ug/L	1000	05/31/22 12:27	
EPA 6010	Silica	12800	ug/L	450	05/31/22 12:27	N2
EPA 6010	Sodium	6280	ug/L	1000	05/31/22 12:27	
EPA 6010	Manganese, Dissolved	195	ug/L	10.0	05/31/22 10:45	
EPA 6020	Selenium	7.8	ug/L	1.0	05/26/22 10:09	
EPA 903.1	Radium-226	0.260 ± 0.221 (0.274) C:NA T:90%	pCi/L		07/05/22 12:19	
EPA 904.0	Radium-228	0.446 ± 0.386 (0.779) C:77% T:90%	pCi/L		06/24/22 15:58	
Total Radium Calculation	Total Radium	0.706 ± 0.607 (1.05)	pCi/L		07/05/22 16:54	
SM 2320B	Alkalinity, Total as CaCO3	303	mg/L	2.0	05/27/22 14:29	
SM 2320B	Alkalinity,Bicarbonate (CaCO3)	303	mg/L	2.0	05/27/22 14:29	
SM 2540C	Total Dissolved Solids	371	mg/L	10.0	05/25/22 13:09	
SM 4500-H+B	pH at 25 Degrees C	7.5	Std. Units	0.10	05/23/22 16:42	H3
EPA 353.2	Nitrogen, Nitrate	6.4	mg/L	0.50	05/19/22 17:47	

REPORT OF LABORATORY ANALYSIS

This report shall not be reproduced, except in full,
without the written consent of Pace Analytical Services, LLC.

Pace Analytical Services, LLC
7726 Moller Road
Indianapolis, IN 46268
(317)228-3100

ANALYTICAL RESULTS

Project: Eagle Valley P1R5
Pace Project No.: 50316941

Sample: MW-22I **Lab ID: 50316941001** Collected: 05/18/22 10:20 Received: 05/19/22 15:05 Matrix: Water

Parameters	Results	Units	Report Limit	DF	Prepared	Analyzed	CAS No.	Qual
9056 IC Anions	Analytical Method: EPA 9056							
	Pace Analytical Services - Indianapolis							
Chloride	**27.0**	mg/L	2.5	10		06/02/22 06:15	16887-00-6	
Fluoride	ND	mg/L	0.10	1		06/02/22 06:00	16984-48-8	
Sulfate	**22.6**	mg/L	0.25	1		06/02/22 06:00	14808-79-8	
6010 MET ICP	Analytical Method: EPA 6010 Preparation Method: EPA 3010							
	Pace Analytical Services - Indianapolis							
Aluminum	ND	ug/L	200	1	05/30/22 09:06	05/31/22 12:27	7429-90-5	
Barium	**56.1**	ug/L	10.0	1	05/30/22 09:06	05/31/22 12:27	7440-39-3	
Boron	ND	ug/L	100	1	05/30/22 09:06	05/31/22 12:27	7440-42-8	
Calcium	**92100**	ug/L	1000	1	05/30/22 09:06	05/31/22 12:27	7440-70-2	
Iron	ND	ug/L	100	1	05/30/22 09:06	05/31/22 12:27	7439-89-6	
Lithium	ND	ug/L	20.0	1	05/30/22 09:06	05/31/22 12:27	7439-93-2	
Magnesium	**26800**	ug/L	1000	1	05/30/22 09:06	05/31/22 12:27	7439-95-4	
Manganese	**188**	ug/L	10.0	1	05/30/22 09:06	05/31/22 12:27	7439-96-5	
Molybdenum	ND	ug/L	10.0	1	05/30/22 09:06	05/31/22 12:27	7439-98-7	
Potassium	**1500**	ug/L	1000	1	05/30/22 09:06	05/31/22 12:27	7440-09-7	
Silica	**12800**	ug/L	450	1	05/30/22 09:06	05/31/22 12:27	7631-86-9	N2
Sodium	**6280**	ug/L	1000	1	05/30/22 09:06	05/31/22 12:27	7440-23-5	
6010 MET ICP, Dissolved	Analytical Method: EPA 6010 Preparation Method: EPA 3010							
	Pace Analytical Services - Indianapolis							
Manganese, Dissolved	**195**	ug/L	10.0	1	05/30/22 17:05	05/31/22 10:45	7439-96-5	
Molybdenum, Dissolved	ND	ug/L	10.0	1	05/30/22 17:05	05/31/22 10:45	7439-98-7	
6020 MET ICPMS	Analytical Method: EPA 6020 Preparation Method: EPA 200.2							
	Pace Analytical Services - Indianapolis							
Antimony	ND	ug/L	1.0	1	05/25/22 14:50	05/26/22 10:09	7440-36-0	
Arsenic	ND	ug/L	1.0	1	05/25/22 14:50	05/26/22 10:09	7440-38-2	
Cobalt	ND	ug/L	1.0	1	05/25/22 14:50	05/27/22 11:09	7440-48-4	
Selenium	**7.8**	ug/L	1.0	1	05/25/22 14:50	05/26/22 10:09	7782-49-2	
2320B Alkalinity	Analytical Method: SM 2320B							
	Pace Analytical Services - Indianapolis							
Alkalinity, Total as CaCO3	**303**	mg/L	2.0	1		05/27/22 14:29		
Alkalinity,Bicarbonate (CaCO3)	**303**	mg/L	2.0	1		05/27/22 14:29		
Alkalinity,Carbonate (CaCO3)	ND	mg/L	2.0	1		05/27/22 14:29		
2540C Total Dissolved Solids	Analytical Method: SM 2540C							
	Pace Analytical Services - Indianapolis							
Total Dissolved Solids	**371**	mg/L	10.0	1		05/25/22 13:09		
4500H+ pH, Electrometric	Analytical Method: SM 4500-H+B							
	Pace Analytical Services - Indianapolis							
pH at 25 Degrees C	**7.5**	Std. Units	0.10	1		05/23/22 16:42		H3

REPORT OF LABORATORY ANALYSIS

This report shall not be reproduced, except in full,
without the written consent of Pace Analytical Services, LLC.

Pace Analytical Services, LLC
7726 Moller Road
Indianapolis, IN 46268
(317)228-3100

ANALYTICAL RESULTS

Project: Eagle Valley P1R5
Pace Project No.: 50316941

Sample: MW-22I **Lab ID: 50316941001** Collected: 05/18/22 10:20 Received: 05/19/22 15:05 Matrix: Water

Parameters	Results	Units	Report Limit	DF	Prepared	Analyzed	CAS No.	Qual
4500S2D Sulfide Water	Analytical Method: SM 4500-S2-D Pace Analytical Services - Indianapolis							
Sulfide	ND	mg/L	0.10	1		05/23/22 21:25	18496-25-8	
Iron, Ferrous	Analytical Method: HACH 8146 Pace Analytical Services - Indianapolis							
Iron, Ferrous	ND	mg/L	0.20	1		05/25/22 23:12	15438-31-0	H3,N2
353.2 Nitrogen, NO2/NO3 unpres	Analytical Method: EPA 353.2 Pace Analytical Services - Indianapolis							
Nitrogen, Nitrate	**6.4**	mg/L	0.50	5		05/19/22 17:47	14797-55-8	
Nitrogen, Nitrite	ND	mg/L	0.50	5		05/19/22 17:47	14797-65-0	
365.1 Total Phosphorus	Analytical Method: EPA 365.1 Preparation Method: EPA 365.1 Pace Analytical Services - Indianapolis							
Phosphate as P04	ND	mg/L	0.15	1	05/29/22 06:00	05/30/22 15:34		
5310C TOC	Analytical Method: SM 5310C Pace Analytical Services - Indianapolis							
Total Organic Carbon	ND	mg/L	1.0	1		05/31/22 03:42	7440-44-0	
5310C Dissolved Organic Carbon	Analytical Method: SM 5310C Pace Analytical Services - Indianapolis							
Dissolved Organic Carbon	ND	mg/L	1.0	1		05/30/22 00:31		

REPORT OF LABORATORY ANALYSIS

This report shall not be reproduced, except in full,
without the written consent of Pace Analytical Services, LLC.

Pace Analytical Services, LLC
7726 Moller Road
Indianapolis, IN 46268
(317)228-3100

QUALITY CONTROL DATA

Project: Eagle Valley P1R5
Pace Project No.: 50316941

QC Batch: 679241
QC Batch Method: EPA 9056
Analysis Method: EPA 9056
Analysis Description: 9056 IC Anions
Laboratory: Pace Analytical Services - Indianapolis

Associated Lab Samples: 50316941001

METHOD BLANK: 3126855 Matrix: Water
Associated Lab Samples: 50316941001

Parameter	Units	Blank Result	Reporting Limit	Analyzed	Qualifiers
Chloride	mg/L	ND	0.25	06/01/22 22:18	
Fluoride	mg/L	ND	0.10	06/01/22 22:18	
Sulfate	mg/L	ND	0.25	06/01/22 22:18	

LABORATORY CONTROL SAMPLE: 3126856

Parameter	Units	Spike Conc.	LCS Result	LCS % Rec	% Rec Limits	Qualifiers
Chloride	mg/L	1.2	1.3	102	80-120	
Fluoride	mg/L	0.5	0.50	99	80-120	
Sulfate	mg/L	2.5	2.6	103	80-120	

MATRIX SPIKE & MATRIX SPIKE DUPLICATE: 3126857 3126858

Parameter	Units	50316899001 Result	MS Spike Conc.	MSD Spike Conc.	MS Result	MSD Result	MS % Rec	MSD % Rec	% Rec Limits	RPD	Max RPD	Qual
Chloride	mg/L	199	125	125	324	324	100	99	80-120	0	15	
Fluoride	mg/L	0.17	0.5	0.5	0.64	0.65	95	96	80-120	1	15	
Sulfate	mg/L	15.2	2.5	2.5	17.7	17.7	98	99	80-120	0	15	

Results presented on this page are in the units indicated by the "Units" column except where an alternate unit is presented to the right of the result.

REPORT OF LABORATORY ANALYSIS

This report shall not be reproduced, except in full,
without the written consent of Pace Analytical Services, LLC.

Pace Analytical Services, LLC
7726 Moller Road
Indianapolis, IN 46268
(317)228-3100

QUALITY CONTROL DATA

Project: Eagle Valley P1R5
Pace Project No.: 50316941

QC Batch: 678159
QC Batch Method: EPA 3010
Analysis Method: EPA 6010
Analysis Description: 6010 MET
Laboratory: Pace Analytical Services - Indianapolis
Associated Lab Samples: 50316941001

METHOD BLANK: 3122272 Matrix: Water
Associated Lab Samples: 50316941001

Parameter	Units	Blank Result	Reporting Limit	Analyzed	Qualifiers
Aluminum	ug/L	ND	200	05/31/22 12:23	
Barium	ug/L	ND	10.0	05/31/22 12:23	
Boron	ug/L	ND	100	05/31/22 12:23	
Calcium	ug/L	ND	1000	05/31/22 12:23	
Iron	ug/L	ND	100	05/31/22 12:23	
Lithium	ug/L	ND	20.0	05/31/22 12:23	
Magnesium	ug/L	ND	1000	05/31/22 12:23	
Manganese	ug/L	ND	10.0	05/31/22 12:23	
Molybdenum	ug/L	ND	10.0	05/31/22 12:23	
Potassium	ug/L	ND	1000	05/31/22 12:23	
Silica	ug/L	ND	450	05/31/22 12:23	N2
Sodium	ug/L	ND	1000	05/31/22 12:23	

LABORATORY CONTROL SAMPLE: 3122273

Parameter	Units	Spike Conc.	LCS Result	LCS % Rec	% Rec Limits	Qualifiers
Aluminum	ug/L	10000	9970	100	80-120	
Barium	ug/L	1000	1010	101	80-120	
Boron	ug/L	1000	980	98	80-120	
Calcium	ug/L	10000	9940	99	80-120	
Iron	ug/L	10000	10000	100	80-120	
Lithium	ug/L	1000	1050	105	80-120	
Magnesium	ug/L	10000	9700	97	80-120	
Manganese	ug/L	1000	1020	102	80-120	
Molybdenum	ug/L	1000	1030	103	80-120	
Potassium	ug/L	10000	10100	101	80-120	
Silica	ug/L	10700	9870	92	80-120	N2
Sodium	ug/L	10000	10100	101	80-120	

MATRIX SPIKE & MATRIX SPIKE DUPLICATE: 3122274 3122275

Parameter	Units	50316965002 Result	MS Spike Conc.	MSD Spike Conc.	MS Result	MSD Result	MS % Rec	MSD % Rec	% Rec Limits	RPD	Max RPD	Qual
Aluminum	ug/L	9.7 mg/L	10000	10000	23900	24400	142	147	75-125	2	20	M3
Barium	ug/L	0.14 mg/L	1000	1000	1100	1150	96	101	75-125	4	20	
Boron	ug/L	ND	1000	1000	947	998	93	98	75-125	5	20	
Calcium	ug/L	68.7 mg/L	10000	10000	78200	81400	95	127	75-125	4	20	P6

Results presented on this page are in the units indicated by the "Units" column except where an alternate unit is presented to the right of the result.

REPORT OF LABORATORY ANALYSIS

This report shall not be reproduced, except in full,
without the written consent of Pace Analytical Services, LLC.

Pace Analytical Services, LLC
7726 Moller Road
Indianapolis, IN 46268
(317)228-3100

QUALITY CONTROL DATA

Project: Eagle Valley P1R5
Pace Project No.: 50316941

MATRIX SPIKE & MATRIX SPIKE DUPLICATE: 3122274 3122275

Parameter	Units	50316965002 Result	MS Spike Conc.	MSD Spike Conc.	MS Result	MSD Result	MS % Rec	MSD % Rec	% Rec Limits	RPD	Max RPD	Qual
Iron	ug/L	14.9 mg/L	10000	10000	24600	25500	97	106	75-125	4	20	
Lithium	ug/L	ND	1000	1000	1020	1070	100	105	75-125	5	20	
Magnesium	ug/L	22.7 mg/L	10000	10000	32300	33600	96	109	75-125	4	20	
Manganese	ug/L	3.0 mg/L	1000	1000	4040	4170	100	112	75-125	3	20	
Molybdenum	ug/L	0.013 mg/L	1000	1000	969	1020	96	101	75-125	5	20	
Potassium	ug/L	2.0 mg/L	10000	10000	12300	12700	103	107	75-125	3	20	
Silica	ug/L	28.2 mg/L	10700	10700	42600	48900	135	194	75-125	14	20	N2
Sodium	ug/L	7.7 mg/L	10000	10000	17400	18100	96	104	75-125	4	20	

Results presented on this page are in the units indicated by the "Units" column except where an alternate unit is presented to the right of the result.

REPORT OF LABORATORY ANALYSIS

This report shall not be reproduced, except in full,
without the written consent of Pace Analytical Services, LLC.

Pace Analytical Services, LLC
7726 Moller Road
Indianapolis, IN 46268
(317)228-3100

QUALITY CONTROL DATA

Project: Eagle Valley P1R5
Pace Project No.: 50316941

QC Batch: 679145
QC Batch Method: EPA 3010
Analysis Method: EPA 6010
Analysis Description: 6010 MET Dissolved
Laboratory: Pace Analytical Services - Indianapolis
Associated Lab Samples: 50316941001

METHOD BLANK: 3126595 Matrix: Water
Associated Lab Samples: 50316941001

Parameter	Units	Blank Result	Reporting Limit	Analyzed	Qualifiers
Manganese, Dissolved	ug/L	ND	10.0	05/31/22 10:01	
Molybdenum, Dissolved	ug/L	ND	10.0	05/31/22 10:01	

LABORATORY CONTROL SAMPLE: 3126596

Parameter	Units	Spike Conc.	LCS Result	LCS % Rec	% Rec Limits	Qualifiers
Manganese, Dissolved	ug/L	1000	1020	102	80-120	
Molybdenum, Dissolved	ug/L	1000	1040	104	80-120	

MATRIX SPIKE & MATRIX SPIKE DUPLICATE: 3126597 3126598

Parameter	Units	50316916008 Result	MS Spike Conc.	MSD Spike Conc.	MS Result	MSD Result	MS % Rec	MSD % Rec	% Rec Limits	RPD	Max RPD	Qual
Manganese, Dissolved	ug/L	8130	1000	1000	8840	8870	72	74	75-125	0	20	P6
Molybdenum, Dissolved	ug/L	ND	1000	1000	1040	1060	104	106	75-125	2	20	

Results presented on this page are in the units indicated by the "Units" column except where an alternate unit is presented to the right of the result.

REPORT OF LABORATORY ANALYSIS

This report shall not be reproduced, except in full,
without the written consent of Pace Analytical Services, LLC.

Pace Analytical Services, LLC
7726 Moller Road
Indianapolis, IN 46268
(317)228-3100

QUALITY CONTROL DATA

Project: Eagle Valley P1R5
Pace Project No.: 50316941

QC Batch: 678122
QC Batch Method: EPA 200.2
Analysis Method: EPA 6020
Analysis Description: 6020 MET
Laboratory: Pace Analytical Services - Indianapolis
Associated Lab Samples: 50316941001

METHOD BLANK: 3122092 Matrix: Water
Associated Lab Samples: 50316941001

Parameter	Units	Blank Result	Reporting Limit	Analyzed	Qualifiers
Antimony	ug/L	ND	1.0	05/26/22 08:04	
Arsenic	ug/L	ND	1.0	05/26/22 08:04	
Cobalt	ug/L	ND	1.0	05/26/22 08:04	
Selenium	ug/L	ND	1.0	05/26/22 08:04	

LABORATORY CONTROL SAMPLE: 3122093

Parameter	Units	Spike Conc.	LCS Result	LCS % Rec	% Rec Limits	Qualifiers
Antimony	ug/L	40	41.4	104	80-120	
Arsenic	ug/L	40	36.2	91	80-120	
Cobalt	ug/L	40	40.2	101	80-120	
Selenium	ug/L	40	37.5	94	80-120	

MATRIX SPIKE & MATRIX SPIKE DUPLICATE: 3122094 3122095

Parameter	Units	50316899004 Result	MS Spike Conc.	MSD Spike Conc.	MS Result	MSD Result	MS % Rec	MSD % Rec	% Rec Limits	RPD	Max RPD	Qual
Antimony	ug/L	ND	40	40	42.1	42.2	105	105	75-125	0	20	
Arsenic	ug/L	ND	40	40	35.8	36.2	89	90	75-125	1	20	
Cobalt	ug/L	ND	40	40	38.6	38.8	95	96	75-125	1	20	
Selenium	ug/L	ND	40	40	38.1	38.6	95	96	75-125	1	20	

Results presented on this page are in the units indicated by the "Units" column except where an alternate unit is presented to the right of the result.

REPORT OF LABORATORY ANALYSIS

This report shall not be reproduced, except in full,
without the written consent of Pace Analytical Services, LLC.

Pace Analytical Services, LLC
7726 Moller Road
Indianapolis, IN 46268
(317)228-3100

QUALITY CONTROL DATA

Project: Eagle Valley P1R5
Pace Project No.: 50316941

QC Batch: 678551
QC Batch Method: SM 2320B
Analysis Method: SM 2320B
Analysis Description: 2320B Alkalinity
Laboratory: Pace Analytical Services - Indianapolis
Associated Lab Samples: 50316941001

METHOD BLANK: 3123796 Matrix: Water
Associated Lab Samples: 50316941001

Parameter	Units	Blank Result	Reporting Limit	Analyzed	Qualifiers
Alkalinity, Total as CaCO3	mg/L	ND	2.0	05/27/22 14:29	
Alkalinity,Bicarbonate (CaCO3)	mg/L	ND	2.0	05/27/22 14:29	
Alkalinity,Carbonate (CaCO3)	mg/L	ND	2.0	05/27/22 14:29	

LABORATORY CONTROL SAMPLE: 3123797

Parameter	Units	Spike Conc.	LCS Result	LCS % Rec	% Rec Limits	Qualifiers
Alkalinity, Total as CaCO3	mg/L	50	48.7	97	90-110	

SAMPLE DUPLICATE: 3123798

Parameter	Units	50316965002 Result	Dup Result	RPD	Max RPD	Qualifiers
Alkalinity, Total as CaCO3	mg/L	119	114	5	20	
Alkalinity,Bicarbonate (CaCO3)	mg/L	119	114	5	20	
Alkalinity,Carbonate (CaCO3)	mg/L	ND	ND		20	

SAMPLE DUPLICATE: 3123799

Parameter	Units	50317002002 Result	Dup Result	RPD	Max RPD	Qualifiers
Alkalinity, Total as CaCO3	mg/L	315	320	2	20	
Alkalinity,Bicarbonate (CaCO3)	mg/L	315	320	2	20	
Alkalinity,Carbonate (CaCO3)	mg/L	ND	ND		20	

SAMPLE DUPLICATE: 3123800

Parameter	Units	50317015002 Result	Dup Result	RPD	Max RPD	Qualifiers
Alkalinity, Total as CaCO3	mg/L	281	286	2	20	
Alkalinity,Bicarbonate (CaCO3)	mg/L	281	286	2	20	
Alkalinity,Carbonate (CaCO3)	mg/L	ND	ND		20	

Results presented on this page are in the units indicated by the "Units" column except where an alternate unit is presented to the right of the result.

REPORT OF LABORATORY ANALYSIS

This report shall not be reproduced, except in full,
without the written consent of Pace Analytical Services, LLC.

Pace Analytical Services, LLC
7726 Moller Road
Indianapolis, IN 46268
(317)228-3100

QUALITY CONTROL DATA

Project: Eagle Valley P1R5
Pace Project No.: 50316941

QC Batch: 678181
QC Batch Method: SM 2540C
Analysis Method: SM 2540C
Analysis Description: 2540C Total Dissolved Solids
Laboratory: Pace Analytical Services - Indianapolis
Associated Lab Samples: 50316941001

METHOD BLANK: 3122342 Matrix: Water
Associated Lab Samples: 50316941001

Parameter	Units	Blank Result	Reporting Limit	Analyzed	Qualifiers
Total Dissolved Solids	mg/L	ND	10.0	05/25/22 12:56	

LABORATORY CONTROL SAMPLE: 3122343

Parameter	Units	Spike Conc.	LCS Result	LCS % Rec	% Rec Limits	Qualifiers
Total Dissolved Solids	mg/L	300	309	103	80-120	

SAMPLE DUPLICATE: 3122344

Parameter	Units	50316874003 Result	Dup Result	RPD	Max RPD	Qualifiers
Total Dissolved Solids	mg/L	198	180	10	10	

SAMPLE DUPLICATE: 3122345

Parameter	Units	50316899001 Result	Dup Result	RPD	Max RPD	Qualifiers
Total Dissolved Solids	mg/L	664	638	4	10	

Results presented on this page are in the units indicated by the "Units" column except where an alternate unit is presented to the right of the result.

REPORT OF LABORATORY ANALYSIS

This report shall not be reproduced, except in full,
without the written consent of Pace Analytical Services, LLC.

Pace Analytical Services, LLC
7726 Moller Road
Indianapolis, IN 46268
(317)228-3100

QUALITY CONTROL DATA

Project: Eagle Valley P1R5
Pace Project No.: 50316941

QC Batch: 677836
QC Batch Method: SM 4500-H+B
Analysis Method: SM 4500-H+B
Analysis Description: 4500H+B pH
Laboratory: Pace Analytical Services - Indianapolis

Associated Lab Samples: 50316941001

SAMPLE DUPLICATE: 3121009

Parameter	Units	50316846007 Result	Dup Result	RPD	Max RPD	Qualifiers
pH at 25 Degrees C	Std. Units	6.7	6.7	0	2	H3

SAMPLE DUPLICATE: 3121010

Parameter	Units	50316993001 Result	Dup Result	RPD	Max RPD	Qualifiers
pH at 25 Degrees C	Std. Units	8.2	8.2	0	2	H3

Results presented on this page are in the units indicated by the "Units" column except where an alternate unit is presented to the right of the result.

REPORT OF LABORATORY ANALYSIS

This report shall not be reproduced, except in full,
without the written consent of Pace Analytical Services, LLC.

Pace Analytical Services, LLC
7726 Moller Road
Indianapolis, IN 46268
(317)228-3100

QUALITY CONTROL DATA

Project: Eagle Valley P1R5
Pace Project No.: 50316941

QC Batch: 677857
QC Batch Method: SM 4500-S2-D
Analysis Method: SM 4500-S2-D
Analysis Description: 4500S2D Sulfide Water
Laboratory: Pace Analytical Services - Indianapolis
Associated Lab Samples: 50316941001

METHOD BLANK: 3121062 Matrix: Water
Associated Lab Samples: 50316941001

Parameter	Units	Blank Result	Reporting Limit	Analyzed	Qualifiers
Sulfide	mg/L	ND	0.10	05/23/22 21:25	

LABORATORY CONTROL SAMPLE: 3121063

Parameter	Units	Spike Conc.	LCS Result	LCS % Rec	% Rec Limits	Qualifiers
Sulfide	mg/L	0.5	0.49	98	90-110	

MATRIX SPIKE & MATRIX SPIKE DUPLICATE: 3121064 3121065

Parameter	Units	50317002002 Result	MS Spike Conc.	MSD Spike Conc.	MS Result	MSD Result	MS % Rec	MSD % Rec	% Rec Limits	RPD	Max RPD	Qual
Sulfide	mg/L	ND	0.5	0.5	0.41	0.41	81	81	90-110	0	20	M3

MATRIX SPIKE SAMPLE: 3121066

Parameter	Units	50316969001 Result	Spike Conc.	MS Result	MS % Rec	% Rec Limits	Qualifiers
Sulfide	mg/L	0.22J	0.5	0.63	82	90-110	M0

Results presented on this page are in the units indicated by the "Units" column except where an alternate unit is presented to the right of the result.

REPORT OF LABORATORY ANALYSIS

This report shall not be reproduced, except in full,
without the written consent of Pace Analytical Services, LLC.

Pace Analytical Services, LLC
7726 Moller Road
Indianapolis, IN 46268
(317)228-3100

QUALITY CONTROL DATA

Project: Eagle Valley P1R5
Pace Project No.: 50316941

QC Batch: 678400
QC Batch Method: HACH 8146
Analysis Method: HACH 8146
Analysis Description: Iron, Ferrous
Laboratory: Pace Analytical Services - Indianapolis

Associated Lab Samples: 50316941001

METHOD BLANK: 3123122 Matrix: Water
Associated Lab Samples: 50316941001

Parameter	Units	Blank Result	Reporting Limit	Analyzed	Qualifiers
Iron, Ferrous	mg/L	ND	0.20	05/25/22 23:08	H3,N2

LABORATORY CONTROL SAMPLE: 3123123

Parameter	Units	Spike Conc.	LCS Result	LCS % Rec	% Rec Limits	Qualifiers
Iron, Ferrous	mg/L	1	0.99	99	90-110	H3,N2

MATRIX SPIKE & MATRIX SPIKE DUPLICATE: 3123124 3123125

Parameter	Units	50316700001 Result	MS Spike Conc.	MSD Spike Conc.	MS Result	MSD Result	MS % Rec	MSD % Rec	% Rec Limits	RPD	Max RPD	Qual
Iron, Ferrous	mg/L	ND	1	1	0.99	1.0	99	100	90-110	1	20	H3,N2

MATRIX SPIKE & MATRIX SPIKE DUPLICATE: 3123126 3123127

Parameter	Units	50317002002 Result	MS Spike Conc.	MSD Spike Conc.	MS Result	MSD Result	MS % Rec	MSD % Rec	% Rec Limits	RPD	Max RPD	Qual
Iron, Ferrous	mg/L	ND	1	1	0.98	1.0	98	100	90-110	2	20	H3,N2

Results presented on this page are in the units indicated by the "Units" column except where an alternate unit is presented to the right of the result.

REPORT OF LABORATORY ANALYSIS

This report shall not be reproduced, except in full,
without the written consent of Pace Analytical Services, LLC.

Pace Analytical Services, LLC
7726 Moller Road
Indianapolis, IN 46268
(317)228-3100

QUALITY CONTROL DATA

Project: Eagle Valley P1R5
Pace Project No.: 50316941

QC Batch: 677173
QC Batch Method: EPA 353.2
Analysis Method: EPA 353.2
Analysis Description: 353.2 Nitrate + Nitrite, Unpres.
Laboratory: Pace Analytical Services - Indianapolis
Associated Lab Samples: 50316941001

METHOD BLANK: 3117765 Matrix: Water
Associated Lab Samples: 50316941001

Parameter	Units	Blank Result	Reporting Limit	Analyzed	Qualifiers
Nitrogen, Nitrate	mg/L	ND	0.10	05/19/22 15:11	
Nitrogen, Nitrite	mg/L	ND	0.10	05/19/22 15:11	

LABORATORY CONTROL SAMPLE: 3117766

Parameter	Units	Spike Conc.	LCS Result	LCS % Rec	% Rec Limits	Qualifiers
Nitrogen, Nitrate	mg/L	1	0.93	93	90-110	
Nitrogen, Nitrite	mg/L	1	0.98	98	90-110	

MATRIX SPIKE & MATRIX SPIKE DUPLICATE: 3117767 3117768

Parameter	Units	50316899005 Result	MS Spike Conc.	MSD Spike Conc.	MS Result	MSD Result	MS % Rec	MSD % Rec	% Rec Limits	RPD	Max RPD	Qual
Nitrogen, Nitrate	mg/L	ND	1	1	0.91	0.92	90	90	90-110	1	20	
Nitrogen, Nitrite	mg/L	ND	1	1	0.95	0.94	95	94	90-110	0	20	

MATRIX SPIKE SAMPLE: 3118047

Parameter	Units	50316916002 Result	Spike Conc.	MS Result	MS % Rec	% Rec Limits	Qualifiers
Nitrogen, Nitrate	mg/L	ND	1	.044J	4	90-110	M0
Nitrogen, Nitrite	mg/L	ND	1	0.48	29	90-110	M0

Results presented on this page are in the units indicated by the "Units" column except where an alternate unit is presented to the right of the result.

REPORT OF LABORATORY ANALYSIS

This report shall not be reproduced, except in full,
without the written consent of Pace Analytical Services, LLC.

Pace Analytical Services, LLC
7726 Moller Road
Indianapolis, IN 46268
(317)228-3100

QUALITY CONTROL DATA

Project: Eagle Valley P1R5
Pace Project No.: 50316941

QC Batch: 678998
QC Batch Method: EPA 365.1
Analysis Method: EPA 365.1
Analysis Description: 365.1 Total Phosphorus
Laboratory: Pace Analytical Services - Indianapolis
Associated Lab Samples: 50316941001

METHOD BLANK: 3126268 Matrix: Water
Associated Lab Samples: 50316941001

Parameter	Units	Blank Result	Reporting Limit	Analyzed	Qualifiers
Phosphate as P04	mg/L	ND	0.15	05/30/22 15:30	

LABORATORY CONTROL SAMPLE: 3126269

Parameter	Units	Spike Conc.	LCS Result	LCS % Rec	% Rec Limits	Qualifiers
Phosphate as P04	mg/L		1.4			

MATRIX SPIKE & MATRIX SPIKE DUPLICATE: 3126270 3126271

Parameter	Units	50316942004 Result	MS Spike Conc.	MSD Spike Conc.	MS Result	MSD Result	MS % Rec	MSD % Rec	% Rec Limits	RPD	Max RPD	Qual
Phosphate as P04	mg/L	<0.15			1.4	1.4				3		

Results presented on this page are in the units indicated by the "Units" column except where an alternate unit is presented to the right of the result.

REPORT OF LABORATORY ANALYSIS

This report shall not be reproduced, except in full,
without the written consent of Pace Analytical Services, LLC.

Pace Analytical Services, LLC
7726 Moller Road
Indianapolis, IN 46268
(317)228-3100

QUALITY CONTROL DATA

Project: Eagle Valley P1R5
Pace Project No.: 50316941

QC Batch: 679028
QC Batch Method: SM 5310C
Analysis Method: SM 5310C
Analysis Description: 5310C Total Organic Carbon
Laboratory: Pace Analytical Services - Indianapolis
Associated Lab Samples: 50316941001

METHOD BLANK: 3126332 Matrix: Water
Associated Lab Samples: 50316941001

Parameter	Units	Blank Result	Reporting Limit	Analyzed	Qualifiers
Total Organic Carbon	mg/L	ND	1.0	05/31/22 03:05	

LABORATORY CONTROL SAMPLE: 3126333

Parameter	Units	Spike Conc.	LCS Result	LCS % Rec	% Rec Limits	Qualifiers
Total Organic Carbon	mg/L	10	10.6	106	90-110	

MATRIX SPIKE & MATRIX SPIKE DUPLICATE: 3126334 3126335

Parameter	Units	50316941001 Result	MS Spike Conc.	MSD Spike Conc.	MS Result	MSD Result	MS % Rec	MSD % Rec	% Rec Limits	RPD	Max RPD	Qual
Total Organic Carbon	mg/L	ND	10	10	10.6	10.8	103	104	80-120	1	20	

MATRIX SPIKE SAMPLE: 3126336

Parameter	Units	50316956003 Result	Spike Conc.	MS Result	MS % Rec	% Rec Limits	Qualifiers
Total Organic Carbon	mg/L	ND	10	10.7	102	80-120	

Results presented on this page are in the units indicated by the "Units" column except where an alternate unit is presented to the right of the result.

REPORT OF LABORATORY ANALYSIS

This report shall not be reproduced, except in full,
without the written consent of Pace Analytical Services, LLC.

Pace Analytical Services, LLC
7726 Moller Road
Indianapolis, IN 46268
(317)228-3100

QUALITY CONTROL DATA

Project: Eagle Valley P1R5
Pace Project No.: 50316941

QC Batch: 679029
QC Batch Method: SM 5310C
Analysis Method: SM 5310C
Analysis Description: 5310C Dissolved Organic Carbon
Laboratory: Pace Analytical Services - Indianapolis
Associated Lab Samples: 50316941001

METHOD BLANK: 3126337 Matrix: Water
Associated Lab Samples: 50316941001

Parameter	Units	Blank Result	Reporting Limit	Analyzed	Qualifiers
Dissolved Organic Carbon	mg/L	ND	1.0	05/29/22 18:18	

LABORATORY CONTROL SAMPLE: 3126338

Parameter	Units	Spike Conc.	LCS Result	LCS % Rec	% Rec Limits	Qualifiers
Dissolved Organic Carbon	mg/L	10	10.0	100	90-110	

MATRIX SPIKE & MATRIX SPIKE DUPLICATE: 3126339 3126340

Parameter	Units	50316846007 Result	MS Spike Conc.	MSD Spike Conc.	MS Result	MSD Result	MS % Rec	MSD % Rec	% Rec Limits	RPD	Max RPD	Qual
Dissolved Organic Carbon	mg/L	3.5	10	10	13.9	13.9	104	104	80-120	0	20	

MATRIX SPIKE SAMPLE: 3126341

Parameter	Units	50316941001 Result	Spike Conc.	MS Result	MS % Rec	% Rec Limits	Qualifiers
Dissolved Organic Carbon	mg/L	ND	10	10.9	101	80-120	

Results presented on this page are in the units indicated by the "Units" column except where an alternate unit is presented to the right of the result.

REPORT OF LABORATORY ANALYSIS

This report shall not be reproduced, except in full,
without the written consent of Pace Analytical Services, LLC.

Pace Analytical Services, LLC
7726 Moller Road
Indianapolis, IN 46268
(317)228-3100

ANALYTICAL RESULTS - RADIOCHEMISTRY

Project: Eagle Valley P1R5
Pace Project No.: 50316941

Sample: MW-22I **Lab ID: 50316941001** Collected: 05/18/22 10:20 Received: 05/19/22 15:05 Matrix: Water
PWS: Site ID: Sample Type:

Parameters	Method	Act ± Unc (MDC) Carr Trac	Units	Analyzed	CAS No.	Qual
	Pace Analytical Services - Greensburg					
Radium-226	EPA 903.1	**0.260 ± 0.221 (0.274) C:NA T:90%**	pCi/L	07/05/22 12:19	13982-63-3	
	Pace Analytical Services - Greensburg					
Radium-228	EPA 904.0	**0.446 ± 0.386 (0.779) C:77% T:90%**	pCi/L	06/24/22 15:58	15262-20-1	
	Pace Analytical Services - Greensburg					
Total Radium	Total Radium Calculation	**0.706 ± 0.607 (1.05)**	pCi/L	07/05/22 16:54	7440-14-4	

This report shall not be reproduced, except in full,
without the written consent of Pace Analytical Services, LLC.

Pace Analytical Services, LLC
7726 Moller Road
Indianapolis, IN 46268
(317)228-3100

QUALITY CONTROL - RADIOCHEMISTRY

Project: Eagle Valley P1R5
Pace Project No.: 50316941

QC Batch: 510597
QC Batch Method: EPA 904.0
Analysis Method: EPA 904.0
Analysis Description: 904.0 Radium 228
Laboratory: Pace Analytical Services - Greensburg
Associated Lab Samples: 50316941001

METHOD BLANK: 2474786 Matrix: Water
Associated Lab Samples: 50316941001

Parameter	Act ± Unc (MDC) Carr Trac	Units	Analyzed	Qualifiers
Radium-228	-0.0841 ± 0.297 (0.722) C:71% T:89%	pCi/L	06/24/22 15:59	

Results presented on this page are in the units indicated by the "Units" column except where an alternate unit is presented to the right of the result.

REPORT OF LABORATORY ANALYSIS

This report shall not be reproduced, except in full,
without the written consent of Pace Analytical Services, LLC.

Pace Analytical Services, LLC
7726 Moller Road
Indianapolis, IN 46268
(317)228-3100

QUALITY CONTROL - RADIOCHEMISTRY

Project: Eagle Valley P1R5
Pace Project No.: 50316941

QC Batch: 510595
QC Batch Method: EPA 903.1
Analysis Method: EPA 903.1
Analysis Description: 903.1 Radium-226
Laboratory: Pace Analytical Services - Greensburg
Associated Lab Samples: 50316941001

METHOD BLANK: 2474781 Matrix: Water
Associated Lab Samples: 50316941001

Parameter	Act ± Unc (MDC) Carr Trac	Units	Analyzed	Qualifiers
Radium-226	0.000 ± 0.181 (0.405) C:NA T:89%	pCi/L	07/05/22 11:35	

Results presented on this page are in the units indicated by the "Units" column except where an alternate unit is presented to the right of the result.

REPORT OF LABORATORY ANALYSIS

This report shall not be reproduced, except in full,
without the written consent of Pace Analytical Services, LLC.

Pace Analytical Services, LLC
7726 Moller Road
Indianapolis, IN 46268
(317)228-3100

QUALIFIERS

Project: Eagle Valley P1R5
Pace Project No.: 50316941

DEFINITIONS

DF - Dilution Factor, if reported, represents the factor applied to the reported data due to dilution of the sample aliquot.

ND - Not Detected at or above adjusted reporting limit.

TNTC - Too Numerous To Count

J - Estimated concentration above the adjusted method detection limit and below the adjusted reporting limit.

MDL - Adjusted Method Detection Limit.

PQL - Practical Quantitation Limit.

RL - Reporting Limit - The lowest concentration value that meets project requirements for quantitative data with known precision and bias for a specific analyte in a specific matrix.

S - Surrogate

1,2-Diphenylhydrazine decomposes to and cannot be separated from Azobenzene using Method 8270. The result for each analyte is a combined concentration.

Consistent with EPA guidelines, unrounded data are displayed and have been used to calculate % recovery and RPD values.

LCS(D) - Laboratory Control Sample (Duplicate)

MS(D) - Matrix Spike (Duplicate)

DUP - Sample Duplicate

RPD - Relative Percent Difference

NC - Not Calculable.

SG - Silica Gel - Clean-Up

U - Indicates the compound was analyzed for, but not detected.

N-Nitrosodiphenylamine decomposes and cannot be separated from Diphenylamine using Method 8270. The result reported for each analyte is a combined concentration.

Reported results are not rounded until the final step prior to reporting. Therefore, calculated parameters that are typically reported as "Total" may vary slightly from the sum of the reported component parameters.

Act - Activity

Unc - Uncertainty: SDWA = 1.96 sigma count uncertainty, all other matrices = Expanded Uncertainty (95% confidence interval). Gamma Spec = Expanded Uncertainty (95.4% Confidence Interval)

(MDC) - Minimum Detectable Concentration

Trac - Tracer Recovery (%)

Carr - Carrier Recovery (%)

Pace Analytical is TNI accredited. Contact your Pace PM for the current list of accredited analytes.

TNI - The NELAC Institute.

ANALYTE QUALIFIERS

H3	Sample was received or analysis requested beyond the recognized method holding time.
M0	Matrix spike recovery and/or matrix spike duplicate recovery was outside laboratory control limits.
M3	Matrix spike recovery was outside laboratory control limits due to matrix interferences.
N2	The lab does not hold NELAC/TNI accreditation for this parameter but other accreditations/certifications may apply. A complete list of accreditations/certifications is available upon request.
P6	Matrix spike recovery was outside laboratory control limits due to a parent sample concentration notably higher than the spike level.

This report shall not be reproduced, except in full,
without the written consent of Pace Analytical Services, LLC.

Pace Analytical Services, LLC
7726 Moller Road
Indianapolis, IN 46268
(317)228-3100

QUALITY CONTROL DATA CROSS REFERENCE TABLE

Project: Eagle Valley P1R5
Pace Project No.: 50316941

Lab ID	Sample ID	QC Batch Method	QC Batch	Analytical Method	Analytical Batch
50316941001	**MW-22I**	EPA 9056	679241		
50316941001	**MW-22I**	EPA 3010	678159	EPA 6010	679249
50316941001	**MW-22I**	EPA 3010	679145	EPA 6010	679221
50316941001	**MW-22I**	EPA 200.2	678122	EPA 6020	678441
50316941001	**MW-22I**	EPA 903.1	510595		
50316941001	**MW-22I**	EPA 904.0	510597		
50316941001	**MW-22I**	Total Radium Calculation	516464		
50316941001	**MW-22I**	SM 2320B	678551		
50316941001	**MW-22I**	SM 2540C	678181		
50316941001	**MW-22I**	SM 4500-H+B	677836		
50316941001	**MW-22I**	SM 4500-S2-D	677857		
50316941001	**MW-22I**	HACH 8146	678400		
50316941001	**MW-22I**	EPA 353.2	677173		
50316941001	**MW-22I**	EPA 365.1	678998	EPA 365.1	679104
50316941001	**MW-22I**	SM 5310C	679028		
50316941001	**MW-22I**	SM 5310C	679029		

This report shall not be reproduced, except in full,
without the written consent of Pace Analytical Services, LLC.

WO# : 50316941

50316941

Pace

CHAIN-OF-CUSTODY / Analytical Request Document

The Chain-of-Custody is a LEGAL DOCUMENT. All relevant fields must be completed accurately.

ment and acceptance of the Pace Terms and Conditions found at https://info.pacelabs.com/hubfs/pas-standard-terms.pdf.

Page : 1 Of 1

Section A
Required Client Informati

Company:	Atlas Indianapolis	Report To:	Mark Breting
Address:	7988 Centerpoint Drive	Copy To:	
	Indianapolis, IN 46256		
Email:	mark.breting@oneatlas.com	Purchase Order #:	
Phone:	NONE Fax:	Project Name:	Eagle Valley Profile 1 Report 5
Requested Due Date:		Project #:	

Section C
Invoice Information:

Attention:	Accounts Payable
Company Name:	Atlas Indianapolis
Address:	
Pace Quote:	
Pace Project Manager:	hayden.putt@pacelabs.com
Pace Profile #:	10498/18

Regulatory Agency

State / Location
IN

Requested Analysis Filtered (Y/N)

ITEM #	SAMPLE ID (One Character per box. (A-Z, 0-9 / , -) Sample Ids must be unique)	MATRIX CODE (see valid codes to left)	SAMPLE TYPE (G=GRAB C=COMP)	COLLECTED START DATE	COLLECTED START TIME	COLLECTED END DATE	COLLECTED END TIME	SAMPLE TEMP AT COLLECTION	# OF CONTAINERS	Unpreserved	H2SO4	HNO3	HCl	NaOH + ZnAcetate	Na2S2O3	Methanol	Other	Analyses Test Y/N	TDS / NO2,NO3-Wet	(Cl, F, SO4) IC	Metals, Total*	Metals Diss, Field Filtered**	Rad-228	Rad-226	Alkalinity, Ferrous Iron, pH	TOC by 5310C	DOC by 5310C	Sulfide	Phosphate		Residual Chlorine (Y/N)	
1	MW-20S	WT							11	3	3	4		1					X	X	X	X	X	X	X	X	X	X	X			
2	MW-20I	WT							11	3	3	4		1					X	X	X	X	X	X	X	X	X	X	X			
3	MW-20D	WT							11	3	3	4		1					X	X	X	X	X	X	X	X	X	X	X			
4	MW-22D	WT							11	3	3	4		1					X	X	X	X	X	X	X	X	X	X	X			
5	MW-22I	WT	G			5/18/22	1020		11	3	3	4		1					X	X	X	X	X	X	X	X	X	X	X			001
6	MW-22S	WT							11	3	3	4		1					X	X	X	X	X	X	X	X	X	X	X			
7																																
8																																
9																																
10																																
11																																
12																																

ADDITIONAL COMMENTS	RELINQUISHED BY / AFFILIATION	DATE	TIME	ACCEPTED BY / AFFILIATION	DATE	TIME	SAMPLE CONDITIONS			
* Metals: 6010 (Al, Ba, B, Cd, Cr, Fe, Pb, Mn, Mo, Ca, Mg, Na, K, Li, SiO2)	Mark Breting / Atlas	5/19/22	900am	[signature] Pace	5/19/22	1420				
6020 (Be, Co, As, Se, Sb, Tl), 7470 (Hg).	[signature] Pace	5/19/22	1505	K. Gomez	5.19.22	1505	0.9	Y	N	Y
** Dissolved FF 6010 (Mo, Mn)										
Alkalinity = (Total , Bicarb & Carb)										

SAMPLER NAME AND SIGNATURE	
PRINT Name of SAMPLER: MARK BRETING	
SIGNATURE of SAMPLER: Mark Breting	DATE Signed: 5/19/22

TEMP in C | Received on Ice (Y/N) | Custody Sealed Cooler (Y/N) | Samples Intact (Y/N)

SAMPLE CONDITION UPON RECEIPT FORM

Date/Time and Initials of person examining contents: 5-19-22 1459 KG

1. **Courier:** ☐ FED EX ☐ UPS ☐ CLIENT ☑ PACE ☐ USPS ☐ OTHER _____
2. **Custody Seal on Cooler/Box Present:** ☐ Yes ☑ No
   (If yes)Seals Intact: ☐ Yes ☐ No **(leave blank if no seals were present)**
3. **Thermometer:** 1 2 3 4 5 6, A B C D E F
4. **Cooler Temperature(s):** 0.7 / 0.9 (Initial/Corrected) RECORD TEMPS OF ALL COOLERS RECEIVED (use Comments below to add more)
5. **Packing Material:** ☐ Bubble Wrap ☑ Bubble Bags ☐ None ☐ Other _____
6. **Ice Type:** ☑ Wet ☐ Blue ☐ None
7. **If temp. is over 6°C or under 0°C, was the PM notified?:** ☐ Yes ☐ No
   Cooler temp should be above freezing to 6°C

All discrepancies will be written out in the comments section below.

	Yes	No		Yes	No	N/A
USDA Regulated Soils? (HI, ID, NY, WA, OR,CA, NM, TX, OK, AR, LA, TN, AL, MS, NC, SC, GA, FL, or Puerto Rico)			All containers needing acid/base preservation have been pH CHECKED?: **Exceptions: VOA, coliform, LLHg, O&G, RAD CHEM, and any container with a septum cap or preserved with HCl.**			
Short Hold Time Analysis (48 hours or less)? **Analysis:** N+N 353.2	✓		**Circle:** HNO3 (≤2) H2SO4 (<2) NaOH (>10) NaOH/ZnAc (>9) Any non-conformance to pH recommendations will be noted on the container count form	✓		
Time 5035A TC placed in Freezer or Short Holds To Lab	Time: 15:15			Present	Absent	N/A
Rush TAT Requested (4 days or less):		✓	Residual Chlorine Check (SVOC 625 Pest/PCB 608)			✓
Custody Signatures Present?	✓		Residual Chlorine Check (Total/Amenable/Free Cyanide)			✓
Containers Intact?:	✓		Headspace Wisconsin Sulfide?			✓
Sample Label (IDs/Dates/Times) Match COC?: Except TCs, which only require sample ID	✓		Headspace in VOA Vials (>6mm): See Containter Count form for details	Present	Absent	No VOA Vials Sent ✓
Extra labels on Terracore Vials? (soils only)	—		Trip Blank Present?		✓	
			Trip Blank Custody Seals?:			✓

COMMENTS:

COC PAGE 1 of 1

Sample Container Count

SBS
DI
MeOH (only)
BK
Kit

** Place a RED dot on containers that are out of conformance **

COC Line Item	WGFU	R	DG9H VG9H	VOA VIAL HS (>6mm)	VG9U	DG9U	VG9T	AG0U	AG1H	AG1U	AG2U	AG3S	AG3SF	AG3C	BP1U	BP1N	BP2U	BP3U	BP3N	BP3F	BP3S	BP3B	BP3Z	CG3H	Syringe Kit			Matrix	HNO3/ H2SO4 pH <2	NaOH/ ZNAc pH >9	NaOH pH>10
1																															
2																															
3																															
4																															
5												1	1			2	1	2	1	1	1		1					wt	✓	✓	
6																															
7																															
8																															
9																															
10																															
11																															
12																															

Container Codes

Glass				Plastic / Misc.	
DG9H	40mL HCl amber voa vial	BG1T	1L Na Thiosulfate clear glass	BP1B	1L NaOH plastic
DG9P	40mL TSP amber vial	BG1U	1L unpreserved glass	BP1N	1L HNO3 plastic
DG9S	40mL H2SO4 amber vial	BG3H	250mL HCl Clear Glass	BP1S	1L H2SO4 plastic
DG9T	40mL Na Thio amber vial	BG3U	250mL Unpres Clear Glass	BP1U	1L unpreserved plastic
DG9U	40mL unpreserved amber vial	AG0U	100mL unpres amber glass	BP1Z	1L NaOH, Zn, Ac
VG9H	40mL HCl clear vial	AG1H	1L HCl amber glass	BP2N	500mL HNO3 plastic
VG9T	40mL Na Thio. clear vial	AG1S	1L H2SO4 amber glass	BP2C	500mL NaOH plastic
VG9U	40mL unpreserved clear vial	AG1T	1L Na Thiosulfate amber glass	BP2S	500mL H2SO4 plastic
I	40mL w/hexane wipe vial	AG1U	1liter unpres amber glass	BP2U	500mL unpreserved plastic
WGKU	8oz unpreserved clear jar	AG2N	500mL HNO3 amber glass	BP2Z	500mL NaOH, Zn Ac
WGFU	4oz clear soil jar	AG2S	500mL H2SO4 amber glass	BP3B	250mL NaOH plastic
JGFU	4oz unpreserved amber wide	AG2U	500mL unpres amber glass	BP3N	250mL HNO3 plastic
CG3H	250mL clear glass HCl	AG3S	250mL H2SO4 amber glass	BP3F	250mL HNO3 plastic-field filtered
BG1H	1L HCl clear glass	AG3SF	250mL H2SO4 amb glass -field filtered	BP3U	250mL unpreserved plastic
BG1S	1L H2SO4 clear glass	AG3U	250mL unpres amber glass	BP3S	250mL H2SO4 plastic
GN	General	AG3C	250mL NaOH amber glass	BP3Z	250mL NaOH, ZnAc plastic

BP4U	125mL unpreserved plastic
BP4N	125mL HNO3 plastic
BP4S	125mL H2SO4 plastic

Syringe Kit	LL Cr+6 sampling kit

AF	Air Filter
C	Air Cassettes
R	Terracore kit
SP5T	120mL Coliform Na Thiosulfate
U	Summa Can
ZPLC	Ziploc Bag

WT		Water	
SL		Solid	
NAL	OL	Non-aqueous liquid	Oil
WP		Wipe	

Pace Analytical Services, LLC
7726 Moller Road
Indianapolis, IN 46268
(317)228-3100

July 27, 2022

Mr. Mark Breting
ATC Group Services
7988 Centerpoint Drive
Suite 100
Indianapolis, IN 46256

RE: Project: Eagle Valley P1R5
Pace Project No.: 50317001

Dear Mr. Breting:

Enclosed are the analytical results for sample(s) received by the laboratory on May 19, 2022. The results relate only to the samples included in this report. Results reported herein conform to the applicable TNI/NELAC Standards and the laboratory's Quality Manual, where applicable, unless otherwise noted in the body of the report.

The test results provided in this final report were generated by each of the following laboratories within the Pace Network:

- Pace Analytical Services - Indianapolis
- Pace Analytical Services - Greensburg

If you have any questions concerning this report, please feel free to contact me.

Sincerely,

Hayden Putt
hayden.putt@pacelabs.com
(317)228-3145
Project Manager

Enclosures

cc: Mr. Robert Miller, Haley & Aldrich

This report shall not be reproduced, except in full,
without the written consent of Pace Analytical Services, LLC.

Pace Analytical Services, LLC
7726 Moller Road
Indianapolis, IN 46268
(317)228-3100

CERTIFICATIONS

Project: Eagle Valley P1R5
Pace Project No.: 50317001

Pace Analytical Services Pennsylvania

1638 Roseytown Rd Suites 2,3&4, Greensburg, PA 15601
ANAB DOD-ELAP Rad Accreditation #: L2417
Alabama Certification #: 41590
Arizona Certification #: AZ0734
Arkansas Certification
California Certification #: 04222CA
Colorado Certification #: PA01547
Connecticut Certification #: PH-0694
Delaware Certification
EPA Region 4 DW Rad
Florida/TNI Certification #: E87683
Georgia Certification #: C040
Florida: Cert E871149 SEKS WET
Guam Certification
Hawaii Certification
Idaho Certification
Illinois Certification
Indiana Certification
Iowa Certification #: 391
Kansas/TNI Certification #: E-10358
Kentucky Certification #: KY90133
KY WW Permit #: KY0098221
KY WW Permit #: KY0000221
Louisiana DHH/TNI Certification #: LA180012
Louisiana DEQ/TNI Certification #: 4086
Maine Certification #: 2017020
Maryland Certification #: 308
Massachusetts Certification #: M-PA1457
Michigan/PADEP Certification #: 9991
Missouri Certification #: 235
Montana Certification #: Cert0082
Nebraska Certification #: NE-OS-29-14
Nevada Certification #: PA014572018-1
New Hampshire/TNI Certification #: 297617
New Jersey/TNI Certification #: PA051
New Mexico Certification #: PA01457
New York/TNI Certification #: 10888
North Carolina Certification #: 42706
North Dakota Certification #: R-190
Ohio EPA Rad Approval: #41249
Oregon/TNI Certification #: PA200002-010
Pennsylvania/TNI Certification #: 65-00282
Puerto Rico Certification #: PA01457
Rhode Island Certification #: 65-00282
South Dakota Certification
Tennessee Certification #: 02867
Texas/TNI Certification #: T104704188-17-3
Utah/TNI Certification #: PA014572017-9
USDA Soil Permit #: P330-17-00091
Vermont Dept. of Health: ID# VT-0282
Virgin Island/PADEP Certification
Virginia/VELAP Certification #: 460198
Washington Certification #: C868
West Virginia DEP Certification #: 143
West Virginia DHHR Certification #: 9964C
Wisconsin Approve List for Rad
Wyoming Certification #: 8TMS-L

Pace Analytical Services Indianapolis

7726 Moller Road, Indianapolis, IN 46268
Illinois Accreditation #: 200074
Indiana Drinking Water Laboratory #: C-49-06
Kansas/TNI Certification #: E-10177
Kentucky UST Agency Interest #: 80226
Kentucky WW Laboratory ID #: 98019
Michigan Drinking Water Laboratory #9050
Ohio VAP Certified Laboratory #: CL0065
Oklahoma Laboratory #: 9204
Texas Certification #: T104704355
Wisconsin Laboratory #: 999788130
USDA Soil Permit #: P330-19-00257

This report shall not be reproduced, except in full,
without the written consent of Pace Analytical Services, LLC.

Pace Analytical Services, LLC
7726 Moller Road
Indianapolis, IN 46268
(317)228-3100

SAMPLE SUMMARY

Project: Eagle Valley P1R5
Pace Project No.: 50317001

Lab ID	Sample ID	Matrix	Date Collected	Date Received
50317001001	**MW-22S**	Water	05/19/22 13:35	05/19/22 18:00

REPORT OF LABORATORY ANALYSIS

This report shall not be reproduced, except in full,
without the written consent of Pace Analytical Services, LLC.

Pace Analytical Services, LLC
7726 Moller Road
Indianapolis, IN 46268
(317)228-3100

SAMPLE ANALYTE COUNT

Project: Eagle Valley P1R5
Pace Project No.: 50317001

Lab ID	Sample ID	Method	Analysts	Analytes Reported	Laboratory
50317001001	**MW-22S**	EPA 9056	BK1	3	PASI-I
		EPA 6010	JPK	12	PASI-I
		EPA 6010	JPK	2	PASI-I
		EPA 6020	CAW	4	PASI-I
		EPA 903.1	SLC	1	PASI-PA
		EPA 904.0	VAL	1	PASI-PA
		Total Radium Calculation	JAL	1	PASI-PA
		SM 2320B	TAY	3	PASI-I
		SM 2540C	BSW	1	PASI-I
		SM 4500-H+B	TRK	1	PASI-I
		SM 4500-S2-D	ZM	1	PASI-I
		HACH 8146	ZM	1	PASI-I
		EPA 353.2	OAS	2	PASI-I
		EPA 365.1	ZM	1	PASI-I
		SM 5310C	ZM	1	PASI-I
		SM 5310C	ZM	1	PASI-I

PASI-I = Pace Analytical Services - Indianapolis
PASI-PA = Pace Analytical Services - Greensburg

This report shall not be reproduced, except in full,
without the written consent of Pace Analytical Services, LLC.

Pace Analytical Services, LLC
7726 Moller Road
Indianapolis, IN 46268
(317)228-3100

SUMMARY OF DETECTION

Project: Eagle Valley P1R5
Pace Project No.: 50317001

Lab Sample ID / Method	Client Sample ID / Parameters	Result	Units	Report Limit	Analyzed	Qualifiers
50317001001	**MW-22S**					
EPA 9056	Chloride	30.2	mg/L	2.5	06/03/22 00:01	
EPA 9056	Fluoride	0.15	mg/L	0.10	06/02/22 23:40	
EPA 9056	Sulfate	27.4	mg/L	2.5	06/03/22 00:01	
EPA 6010	Barium	43.6	ug/L	10.0	05/30/22 02:06	
EPA 6010	Calcium	112000	ug/L	1000	05/30/22 02:06	
EPA 6010	Iron	213	ug/L	100	05/30/22 02:06	
EPA 6010	Magnesium	24900	ug/L	1000	05/30/22 02:06	
EPA 6010	Manganese	601	ug/L	10.0	05/30/22 02:06	
EPA 6010	Potassium	1290	ug/L	1000	05/30/22 02:06	
EPA 6010	Silica	11000	ug/L	450	05/30/22 02:06	N2
EPA 6010	Sodium	20400	ug/L	1000	05/30/22 02:06	
EPA 6010	Manganese, Dissolved	559	ug/L	10.0	06/03/22 23:47	
EPA 6020	Selenium	1.8	ug/L	1.0	05/25/22 20:06	
EPA 903.1	Radium-226	0.356 ± 0.264 (0.330) C:NA T:82%	pCi/L		07/06/22 16:51	
EPA 904.0	Radium-228	0.288 ± 0.555 (1.22) C:75% T:82%	pCi/L		06/27/22 13:33	
Total Radium Calculation	Total Radium	0.644 ± 0.819 (1.55)	pCi/L		07/07/22 17:05	
SM 2320B	Alkalinity, Total as CaCO3	347	mg/L	2.0	05/27/22 14:29	
SM 2320B	Alkalinity,Bicarbonate (CaCO3)	347	mg/L	2.0	05/27/22 14:29	
SM 2540C	Total Dissolved Solids	434	mg/L	10.0	05/26/22 10:05	
SM 4500-H+B	pH at 25 Degrees C	7.2	Std. Units	0.10	05/24/22 12:15	H3
EPA 353.2	Nitrogen, Nitrate	1.7	mg/L	0.10	05/20/22 13:37	
SM 5310C	Dissolved Organic Carbon	1.7	mg/L	1.0	05/30/22 22:33	

REPORT OF LABORATORY ANALYSIS

This report shall not be reproduced, except in full,
without the written consent of Pace Analytical Services, LLC.

Pace Analytical Services, LLC
7726 Moller Road
Indianapolis, IN 46268
(317)228-3100

ANALYTICAL RESULTS

Project: Eagle Valley P1R5
Pace Project No.: 50317001

Sample: MW-22S **Lab ID: 50317001001** Collected: 05/19/22 13:35 Received: 05/19/22 18:00 Matrix: Water

Parameters	Results	Units	Report Limit	DF	Prepared	Analyzed	CAS No.	Qual
9056 IC Anions	Analytical Method: EPA 9056							
	Pace Analytical Services - Indianapolis							
Chloride	**30.2**	mg/L	2.5	10		06/03/22 00:01	16887-00-6	
Fluoride	**0.15**	mg/L	0.10	1		06/02/22 23:40	16984-48-8	
Sulfate	**27.4**	mg/L	2.5	10		06/03/22 00:01	14808-79-8	
6010 MET ICP	Analytical Method: EPA 6010 Preparation Method: EPA 3010							
	Pace Analytical Services - Indianapolis							
Aluminum	ND	ug/L	200	1	05/27/22 14:13	05/30/22 02:06	7429-90-5	
Barium	**43.6**	ug/L	10.0	1	05/27/22 14:13	05/30/22 02:06	7440-39-3	
Boron	ND	ug/L	100	1	05/27/22 14:13	05/30/22 02:06	7440-42-8	
Calcium	**112000**	ug/L	1000	1	05/27/22 14:13	05/30/22 02:06	7440-70-2	
Iron	**213**	ug/L	100	1	05/27/22 14:13	05/30/22 02:06	7439-89-6	
Lithium	ND	ug/L	20.0	1	05/27/22 14:13	05/30/22 02:06	7439-93-2	
Magnesium	**24900**	ug/L	1000	1	05/27/22 14:13	05/30/22 02:06	7439-95-4	
Manganese	**601**	ug/L	10.0	1	05/27/22 14:13	05/30/22 02:06	7439-96-5	
Molybdenum	ND	ug/L	10.0	1	05/27/22 14:13	05/30/22 02:06	7439-98-7	
Potassium	**1290**	ug/L	1000	1	05/27/22 14:13	05/30/22 02:06	7440-09-7	
Silica	**11000**	ug/L	450	1	05/27/22 14:13	05/30/22 02:06	7631-86-9	N2
Sodium	**20400**	ug/L	1000	1	05/27/22 14:13	05/30/22 02:06	7440-23-5	
6010 MET ICP, Dissolved	Analytical Method: EPA 6010 Preparation Method: EPA 3010							
	Pace Analytical Services - Indianapolis							
Manganese, Dissolved	**559**	ug/L	10.0	1	05/31/22 09:25	06/03/22 23:47	7439-96-5	
Molybdenum, Dissolved	ND	ug/L	10.0	1	05/31/22 09:25	06/03/22 23:47	7439-98-7	
6020 MET ICPMS	Analytical Method: EPA 6020 Preparation Method: EPA 200.2							
	Pace Analytical Services - Indianapolis							
Antimony	ND	ug/L	1.0	1	05/24/22 15:55	05/25/22 20:06	7440-36-0	
Arsenic	ND	ug/L	1.0	1	05/24/22 15:55	05/25/22 20:06	7440-38-2	
Cobalt	ND	ug/L	1.0	1	05/24/22 15:55	05/25/22 20:06	7440-48-4	
Selenium	**1.8**	ug/L	1.0	1	05/24/22 15:55	05/25/22 20:06	7782-49-2	
2320B Alkalinity	Analytical Method: SM 2320B							
	Pace Analytical Services - Indianapolis							
Alkalinity, Total as CaCO3	**347**	mg/L	2.0	1		05/27/22 14:29		
Alkalinity,Bicarbonate (CaCO3)	**347**	mg/L	2.0	1		05/27/22 14:29		
Alkalinity,Carbonate (CaCO3)	ND	mg/L	2.0	1		05/27/22 14:29		
2540C Total Dissolved Solids	Analytical Method: SM 2540C							
	Pace Analytical Services - Indianapolis							
Total Dissolved Solids	**434**	mg/L	10.0	1		05/26/22 10:05		
4500H+ pH, Electrometric	Analytical Method: SM 4500-H+B							
	Pace Analytical Services - Indianapolis							
pH at 25 Degrees C	**7.2**	Std. Units	0.10	1		05/24/22 12:15		H3

REPORT OF LABORATORY ANALYSIS

This report shall not be reproduced, except in full,
without the written consent of Pace Analytical Services, LLC.

Pace Analytical Services, LLC
7726 Moller Road
Indianapolis, IN 46268
(317)228-3100

ANALYTICAL RESULTS

Project: Eagle Valley P1R5
Pace Project No.: 50317001

Sample: MW-22S **Lab ID: 50317001001** Collected: 05/19/22 13:35 Received: 05/19/22 18:00 Matrix: Water

Parameters	Results	Units	Report Limit	DF	Prepared	Analyzed	CAS No.	Qual
4500S2D Sulfide Water	Analytical Method: SM 4500-S2-D Pace Analytical Services - Indianapolis							
Sulfide	ND	mg/L	0.10	1		05/23/22 22:03	18496-25-8	
Iron, Ferrous	Analytical Method: HACH 8146 Pace Analytical Services - Indianapolis							
Iron, Ferrous	ND	mg/L	0.20	1		05/25/22 23:14	15438-31-0	H3,N2
353.2 Nitrogen, NO2/NO3 unpres	Analytical Method: EPA 353.2 Pace Analytical Services - Indianapolis							
Nitrogen, Nitrate	**1.7**	mg/L	0.10	1		05/20/22 13:37	14797-55-8	
Nitrogen, Nitrite	ND	mg/L	0.10	1		05/20/22 13:37	14797-65-0	
365.1 Total Phosphorus	Analytical Method: EPA 365.1 Preparation Method: EPA 365.1 Pace Analytical Services - Indianapolis							
Phosphate as P04	ND	mg/L	0.15	1	05/29/22 09:00	05/30/22 18:38		
5310C TOC	Analytical Method: SM 5310C Pace Analytical Services - Indianapolis							
Total Organic Carbon	ND	mg/L	1.0	1		06/01/22 21:29	7440-44-0	
5310C Dissolved Organic Carbon	Analytical Method: SM 5310C Pace Analytical Services - Indianapolis							
Dissolved Organic Carbon	**1.7**	mg/L	1.0	1		05/30/22 22:33		

REPORT OF LABORATORY ANALYSIS

This report shall not be reproduced, except in full,
without the written consent of Pace Analytical Services, LLC.

Pace Analytical Services, LLC
7726 Moller Road
Indianapolis, IN 46268
(317)228-3100

QUALITY CONTROL DATA

Project: Eagle Valley P1R5
Pace Project No.: 50317001

QC Batch: 679243
QC Batch Method: EPA 9056
Analysis Method: EPA 9056
Analysis Description: 9056 IC Anions
Laboratory: Pace Analytical Services - Indianapolis
Associated Lab Samples: 50317001001

METHOD BLANK: 3126863 Matrix: Water
Associated Lab Samples: 50317001001

Parameter	Units	Blank Result	Reporting Limit	Analyzed	Qualifiers
Chloride	mg/L	ND	0.25	06/02/22 19:30	
Fluoride	mg/L	ND	0.10	06/02/22 19:30	
Sulfate	mg/L	ND	0.25	06/02/22 19:30	

LABORATORY CONTROL SAMPLE: 3126864

Parameter	Units	Spike Conc.	LCS Result	LCS % Rec	% Rec Limits	Qualifiers
Chloride	mg/L	1.2	1.3	100	80-120	
Fluoride	mg/L	0.5	0.49	97	80-120	
Sulfate	mg/L	2.5	2.6	103	80-120	

MATRIX SPIKE & MATRIX SPIKE DUPLICATE: 3126865 3126866

Parameter	Units	50317002002 Result	MS Spike Conc.	MSD Spike Conc.	MS Result	MSD Result	MS % Rec	MSD % Rec	% Rec Limits	RPD	Max RPD	Qual
Chloride	mg/L	62.2	12.5	12.5	75.4	75.3	106	105	80-120	0	15	
Fluoride	mg/L	ND	0.5	0.5	0.56	0.55	96	96	80-120	0	15	
Sulfate	mg/L	27.0	25	25	50.7	50.7	95	95	80-120	0	15	

Results presented on this page are in the units indicated by the "Units" column except where an alternate unit is presented to the right of the result.

REPORT OF LABORATORY ANALYSIS

This report shall not be reproduced, except in full,
without the written consent of Pace Analytical Services, LLC.

Pace Analytical Services, LLC
7726 Moller Road
Indianapolis, IN 46268
(317)228-3100

QUALITY CONTROL DATA

Project: Eagle Valley P1R5
Pace Project No.: 50317001

QC Batch: 678684
QC Batch Method: EPA 3010
Analysis Method: EPA 6010
Analysis Description: 6010 MET
Laboratory: Pace Analytical Services - Indianapolis
Associated Lab Samples: 50317001001

METHOD BLANK: 3124601 Matrix: Water
Associated Lab Samples: 50317001001

Parameter	Units	Blank Result	Reporting Limit	Analyzed	Qualifiers
Aluminum	ug/L	ND	200	05/30/22 02:02	
Barium	ug/L	ND	10.0	05/30/22 02:02	
Boron	ug/L	ND	100	05/30/22 02:02	
Calcium	ug/L	ND	1000	05/30/22 02:02	
Iron	ug/L	ND	100	05/30/22 02:02	
Lithium	ug/L	ND	20.0	05/30/22 02:02	
Magnesium	ug/L	ND	1000	05/30/22 02:02	
Manganese	ug/L	ND	10.0	05/30/22 02:02	
Molybdenum	ug/L	ND	10.0	05/30/22 02:02	
Potassium	ug/L	ND	1000	05/30/22 02:02	
Silica	ug/L	ND	450	05/30/22 02:02	N2
Sodium	ug/L	ND	1000	05/30/22 02:02	

LABORATORY CONTROL SAMPLE: 3124602

Parameter	Units	Spike Conc.	LCS Result	LCS % Rec	% Rec Limits	Qualifiers
Aluminum	ug/L	10000	9120	91	80-120	
Barium	ug/L	1000	951	95	80-120	
Boron	ug/L	1000	924	92	80-120	
Calcium	ug/L	10000	9750	97	80-120	
Iron	ug/L	10000	9160	92	80-120	
Lithium	ug/L	1000	1000	100	80-120	
Magnesium	ug/L	10000	9300	93	80-120	
Manganese	ug/L	1000	956	96	80-120	
Molybdenum	ug/L	1000	993	99	80-120	
Potassium	ug/L	10000	9460	95	80-120	
Silica	ug/L	10700	9800	92	80-120	N2
Sodium	ug/L	10000	9540	95	80-120	

MATRIX SPIKE & MATRIX SPIKE DUPLICATE: 3124603 3124604

Parameter	Units	50317002002 Result	MS Spike Conc.	MSD Spike Conc.	MS Result	MSD Result	MS % Rec	MSD % Rec	% Rec Limits	RPD	Max RPD	Qual
Aluminum	ug/L	ND	10000	10000	9430	9580	94	96	75-125	2	20	
Barium	ug/L	44.0	1000	1000	1030	1030	98	99	75-125	0	20	
Boron	ug/L	ND	1000	1000	1030	1050	97	99	75-125	2	20	
Calcium	ug/L	105000	10000	10000	110000	112000	44	70	75-125	2	20	P6

Results presented on this page are in the units indicated by the "Units" column except where an alternate unit is presented to the right of the result.

REPORT OF LABORATORY ANALYSIS

This report shall not be reproduced, except in full,
without the written consent of Pace Analytical Services, LLC.

Pace Analytical Services, LLC
7726 Moller Road
Indianapolis, IN 46268
(317)228-3100

QUALITY CONTROL DATA

Project: Eagle Valley P1R5
Pace Project No.: 50317001

MATRIX SPIKE & MATRIX SPIKE DUPLICATE: 3124603 3124604

Parameter	Units	50317002002 Result	MS Spike Conc.	MSD Spike Conc.	MS Result	MSD Result	MS % Rec	MSD % Rec	% Rec Limits	RPD	Max RPD	Qual
Iron	ug/L	ND	10000	10000	9370	9540	93	95	75-125	2	20	
Lithium	ug/L	ND	1000	1000	1070	1070	106	106	75-125	0	20	
Magnesium	ug/L	32900	10000	10000	41000	42000	81	92	75-125	2	20	
Manganese	ug/L	ND	1000	1000	972	990	97	99	75-125	2	20	
Molybdenum	ug/L	ND	1000	1000	1040	1040	104	104	75-125	1	20	
Potassium	ug/L	1940	10000	10000	11800	11800	98	99	75-125	1	20	
Silica	ug/L	18200	10700	10700	27600	28300	89	94	75-125	2	20	N2
Sodium	ug/L	20100	10000	10000	29300	29700	92	96	75-125	1	20	

Results presented on this page are in the units indicated by the "Units" column except where an alternate unit is presented to the right of the result.

REPORT OF LABORATORY ANALYSIS

This report shall not be reproduced, except in full,
without the written consent of Pace Analytical Services, LLC.

Pace Analytical Services, LLC
7726 Moller Road
Indianapolis, IN 46268
(317)228-3100

QUALITY CONTROL DATA

Project: Eagle Valley P1R5
Pace Project No.: 50317001

QC Batch: 678675
QC Batch Method: EPA 3010
Analysis Method: EPA 6010
Analysis Description: 6010 MET Dissolved
Laboratory: Pace Analytical Services - Indianapolis
Associated Lab Samples: 50317001001

METHOD BLANK: 3124555 Matrix: Water
Associated Lab Samples: 50317001001

Parameter	Units	Blank Result	Reporting Limit	Analyzed	Qualifiers
Manganese, Dissolved	ug/L	ND	10.0	06/03/22 21:59	
Molybdenum, Dissolved	ug/L	ND	10.0	06/03/22 21:59	

LABORATORY CONTROL SAMPLE: 3124556

Parameter	Units	Spike Conc.	LCS Result	LCS % Rec	% Rec Limits	Qualifiers
Manganese, Dissolved	ug/L	1000	920	92	80-120	
Molybdenum, Dissolved	ug/L	1000	988	99	80-120	

MATRIX SPIKE & MATRIX SPIKE DUPLICATE: 3124557 3124558

Parameter	Units	50317002002 Result	MS Spike Conc.	MSD Spike Conc.	MS Result	MSD Result	MS % Rec	MSD % Rec	% Rec Limits	RPD	Max RPD	Qual
Manganese, Dissolved	ug/L	ND	1000	1000	918	906	92	91	75-125	1	20	
Molybdenum, Dissolved	ug/L	ND	1000	1000	986	996	99	100	75-125	1	20	

MATRIX SPIKE & MATRIX SPIKE DUPLICATE: 3124559 3124560

Parameter	Units	50317246004 Result	MS Spike Conc.	MSD Spike Conc.	MS Result	MSD Result	MS % Rec	MSD % Rec	% Rec Limits	RPD	Max RPD	Qual
Manganese, Dissolved	ug/L	4340	1000	1000	5090	5190	76	86	75-125	2	20	
Molybdenum, Dissolved	ug/L	ND	1000	1000	977	1000	98	100	75-125	2	20	

Results presented on this page are in the units indicated by the "Units" column except where an alternate unit is presented to the right of the result.

REPORT OF LABORATORY ANALYSIS

This report shall not be reproduced, except in full,
without the written consent of Pace Analytical Services, LLC.

Pace Analytical Services, LLC
7726 Moller Road
Indianapolis, IN 46268
(317)228-3100

QUALITY CONTROL DATA

Project: Eagle Valley P1R5
Pace Project No.: 50317001

QC Batch: 677973
QC Batch Method: EPA 200.2
Analysis Method: EPA 6020
Analysis Description: 6020 MET
Laboratory: Pace Analytical Services - Indianapolis
Associated Lab Samples: 50317001001

METHOD BLANK: 3121523 Matrix: Water
Associated Lab Samples: 50317001001

Parameter	Units	Blank Result	Reporting Limit	Analyzed	Qualifiers
Antimony	ug/L	ND	1.0	05/25/22 16:01	
Arsenic	ug/L	ND	1.0	05/25/22 16:01	
Cobalt	ug/L	ND	1.0	05/25/22 16:01	
Selenium	ug/L	ND	1.0	05/25/22 16:01	

LABORATORY CONTROL SAMPLE: 3121524

Parameter	Units	Spike Conc.	LCS Result	LCS % Rec	% Rec Limits	Qualifiers
Antimony	ug/L	40	41.2	103	80-120	
Arsenic	ug/L	40	39.3	98	80-120	
Cobalt	ug/L	40	39.5	99	80-120	
Selenium	ug/L	40	40.0	100	80-120	

MATRIX SPIKE & MATRIX SPIKE DUPLICATE: 3121525 3121526

Parameter	Units	50317002002 Result	MS Spike Conc.	MSD Spike Conc.	MS Result	MSD Result	MS % Rec	MSD % Rec	% Rec Limits	RPD	Max RPD	Qual
Antimony	ug/L	ND	40	40	41.8	40.8	104	102	75-125	2	20	
Arsenic	ug/L	ND	40	40	38.9	38.2	97	95	75-125	2	20	
Cobalt	ug/L	ND	40	40	37.0	36.4	92	91	75-125	2	20	
Selenium	ug/L	ND	40	40	39.4	37.6	98	93	75-125	4	20	

Results presented on this page are in the units indicated by the "Units" column except where an alternate unit is presented to the right of the result.

REPORT OF LABORATORY ANALYSIS

This report shall not be reproduced, except in full,
without the written consent of Pace Analytical Services, LLC.

Pace Analytical Services, LLC
7726 Moller Road
Indianapolis, IN 46268
(317)228-3100

QUALITY CONTROL DATA

Project: Eagle Valley P1R5
Pace Project No.: 50317001

QC Batch: 678551
QC Batch Method: SM 2320B
Analysis Method: SM 2320B
Analysis Description: 2320B Alkalinity
Laboratory: Pace Analytical Services - Indianapolis
Associated Lab Samples: 50317001001

METHOD BLANK: 3123796 Matrix: Water
Associated Lab Samples: 50317001001

Parameter	Units	Blank Result	Reporting Limit	Analyzed	Qualifiers
Alkalinity, Total as CaCO3	mg/L	ND	2.0	05/27/22 14:29	
Alkalinity,Bicarbonate (CaCO3)	mg/L	ND	2.0	05/27/22 14:29	
Alkalinity,Carbonate (CaCO3)	mg/L	ND	2.0	05/27/22 14:29	

LABORATORY CONTROL SAMPLE: 3123797

Parameter	Units	Spike Conc.	LCS Result	LCS % Rec	% Rec Limits	Qualifiers
Alkalinity, Total as CaCO3	mg/L	50	48.7	97	90-110	

SAMPLE DUPLICATE: 3123798

Parameter	Units	50316965002 Result	Dup Result	RPD	Max RPD	Qualifiers
Alkalinity, Total as CaCO3	mg/L	119	114	5	20	
Alkalinity,Bicarbonate (CaCO3)	mg/L	119	114	5	20	
Alkalinity,Carbonate (CaCO3)	mg/L	ND	ND		20	

SAMPLE DUPLICATE: 3123799

Parameter	Units	50317002002 Result	Dup Result	RPD	Max RPD	Qualifiers
Alkalinity, Total as CaCO3	mg/L	315	320	2	20	
Alkalinity,Bicarbonate (CaCO3)	mg/L	315	320	2	20	
Alkalinity,Carbonate (CaCO3)	mg/L	ND	ND		20	

SAMPLE DUPLICATE: 3123800

Parameter	Units	50317015002 Result	Dup Result	RPD	Max RPD	Qualifiers
Alkalinity, Total as CaCO3	mg/L	281	286	2	20	
Alkalinity,Bicarbonate (CaCO3)	mg/L	281	286	2	20	
Alkalinity,Carbonate (CaCO3)	mg/L	ND	ND		20	

Results presented on this page are in the units indicated by the "Units" column except where an alternate unit is presented to the right of the result.

REPORT OF LABORATORY ANALYSIS

This report shall not be reproduced, except in full,
without the written consent of Pace Analytical Services, LLC.

Pace Analytical Services, LLC
7726 Moller Road
Indianapolis, IN 46268
(317)228-3100

QUALITY CONTROL DATA

Project: Eagle Valley P1R5
Pace Project No.: 50317001

QC Batch: 678483
QC Batch Method: SM 2540C
Analysis Method: SM 2540C
Analysis Description: 2540C Total Dissolved Solids
Laboratory: Pace Analytical Services - Indianapolis
Associated Lab Samples: 50317001001

METHOD BLANK: 3123515 Matrix: Water
Associated Lab Samples: 50317001001

Parameter	Units	Blank Result	Reporting Limit	Analyzed	Qualifiers
Total Dissolved Solids	mg/L	ND	10.0	05/26/22 10:01	

LABORATORY CONTROL SAMPLE: 3123516

Parameter	Units	Spike Conc.	LCS Result	LCS % Rec	% Rec Limits	Qualifiers
Total Dissolved Solids	mg/L	300	288	96	80-120	

SAMPLE DUPLICATE: 3123517

Parameter	Units	50316965007 Result	Dup Result	RPD	Max RPD	Qualifiers
Total Dissolved Solids	mg/L	358	384	7	10	

SAMPLE DUPLICATE: 3123518

Parameter	Units	50317002002 Result	Dup Result	RPD	Max RPD	Qualifiers
Total Dissolved Solids	mg/L	461	464	1	10	

Results presented on this page are in the units indicated by the "Units" column except where an alternate unit is presented to the right of the result.

REPORT OF LABORATORY ANALYSIS

This report shall not be reproduced, except in full,
without the written consent of Pace Analytical Services, LLC.

Pace Analytical Services, LLC
7726 Moller Road
Indianapolis, IN 46268
(317)228-3100

QUALITY CONTROL DATA

Project: Eagle Valley P1R5
Pace Project No.: 50317001

QC Batch: 678007
QC Batch Method: SM 4500-H+B
Analysis Method: SM 4500-H+B
Analysis Description: 4500H+B pH
Laboratory: Pace Analytical Services - Indianapolis

Associated Lab Samples: 50317001001

SAMPLE DUPLICATE: 3121650

Parameter	Units	50317215001 Result	Dup Result	RPD	Max RPD	Qualifiers
pH at 25 Degrees C	Std. Units	7.5	7.5	1	2	H3

SAMPLE DUPLICATE: 3121651

Parameter	Units	50317002002 Result	Dup Result	RPD	Max RPD	Qualifiers
pH at 25 Degrees C	Std. Units	7.4	7.4	0	2	H3

Results presented on this page are in the units indicated by the "Units" column except where an alternate unit is presented to the right of the result.

REPORT OF LABORATORY ANALYSIS

This report shall not be reproduced, except in full,
without the written consent of Pace Analytical Services, LLC.

Pace Analytical Services, LLC
7726 Moller Road
Indianapolis, IN 46268
(317)228-3100

QUALITY CONTROL DATA

Project: Eagle Valley P1R5
Pace Project No.: 50317001

QC Batch: 677858
QC Batch Method: SM 4500-S2-D
Analysis Method: SM 4500-S2-D
Analysis Description: 4500S2D Sulfide Water
Laboratory: Pace Analytical Services - Indianapolis
Associated Lab Samples: 50317001001

METHOD BLANK: 3121067 Matrix: Water
Associated Lab Samples: 50317001001

Parameter	Units	Blank Result	Reporting Limit	Analyzed	Qualifiers
Sulfide	mg/L	ND	0.10	05/23/22 22:03	

LABORATORY CONTROL SAMPLE: 3121068

Parameter	Units	Spike Conc.	LCS Result	LCS % Rec	% Rec Limits	Qualifiers
Sulfide	mg/L	0.5	0.49	97	90-110	

MATRIX SPIKE & MATRIX SPIKE DUPLICATE: 3121069 3121070

Parameter	Units	50317169009 Result	MS Spike Conc.	MSD Spike Conc.	MS Result	MSD Result	MS % Rec	MSD % Rec	% Rec Limits	RPD	Max RPD	Qual
Sulfide	mg/L	ND	0.5	0.5	0.16	0.17	32	33	90-110	2	20	M3

MATRIX SPIKE SAMPLE: 3121071

Parameter	Units	50317170001 Result	Spike Conc.	MS Result	MS % Rec	% Rec Limits	Qualifiers
Sulfide	mg/L	ND	0.5	0.20	40	90-110	M0

Results presented on this page are in the units indicated by the "Units" column except where an alternate unit is presented to the right of the result.

REPORT OF LABORATORY ANALYSIS

This report shall not be reproduced, except in full,
without the written consent of Pace Analytical Services, LLC.

Pace Analytical Services, LLC
7726 Moller Road
Indianapolis, IN 46268
(317)228-3100

QUALITY CONTROL DATA

Project: Eagle Valley P1R5
Pace Project No.: 50317001

QC Batch: 678400
QC Batch Method: HACH 8146
Analysis Method: HACH 8146
Analysis Description: Iron, Ferrous
Laboratory: Pace Analytical Services - Indianapolis

Associated Lab Samples: 50317001001

METHOD BLANK: 3123122 Matrix: Water
Associated Lab Samples: 50317001001

Parameter	Units	Blank Result	Reporting Limit	Analyzed	Qualifiers
Iron, Ferrous	mg/L	ND	0.20	05/25/22 23:08	H3,N2

LABORATORY CONTROL SAMPLE: 3123123

Parameter	Units	Spike Conc.	LCS Result	LCS % Rec	% Rec Limits	Qualifiers
Iron, Ferrous	mg/L	1	0.99	99	90-110	H3,N2

MATRIX SPIKE & MATRIX SPIKE DUPLICATE: 3123124 3123125

Parameter	Units	50316700001 Result	MS Spike Conc.	MSD Spike Conc.	MS Result	MSD Result	MS % Rec	MSD % Rec	% Rec Limits	RPD	Max RPD	Qual
Iron, Ferrous	mg/L	ND	1	1	0.99	1.0	99	100	90-110	1	20	H3,N2

MATRIX SPIKE & MATRIX SPIKE DUPLICATE: 3123126 3123127

Parameter	Units	50317002002 Result	MS Spike Conc.	MSD Spike Conc.	MS Result	MSD Result	MS % Rec	MSD % Rec	% Rec Limits	RPD	Max RPD	Qual
Iron, Ferrous	mg/L	ND	1	1	0.98	1.0	98	100	90-110	2	20	H3,N2

Results presented on this page are in the units indicated by the "Units" column except where an alternate unit is presented to the right of the result.

REPORT OF LABORATORY ANALYSIS

This report shall not be reproduced, except in full,
without the written consent of Pace Analytical Services, LLC.

Pace Analytical Services, LLC
7726 Moller Road
Indianapolis, IN 46268
(317)228-3100

QUALITY CONTROL DATA

Project: Eagle Valley P1R5
Pace Project No.: 50317001

QC Batch: 677377
QC Batch Method: EPA 353.2
Analysis Method: EPA 353.2
Analysis Description: 353.2 Nitrate + Nitrite, Unpres.
Laboratory: Pace Analytical Services - Indianapolis
Associated Lab Samples: 50317001001

METHOD BLANK: 3118889 Matrix: Water
Associated Lab Samples: 50317001001

Parameter	Units	Blank Result	Reporting Limit	Analyzed	Qualifiers
Nitrogen, Nitrate	mg/L	ND	0.10	05/20/22 12:58	
Nitrogen, Nitrite	mg/L	ND	0.10	05/20/22 12:58	

LABORATORY CONTROL SAMPLE: 3118890

Parameter	Units	Spike Conc.	LCS Result	LCS % Rec	% Rec Limits	Qualifiers
Nitrogen, Nitrate	mg/L	1	0.96	96	90-110	
Nitrogen, Nitrite	mg/L	1	0.99	99	90-110	

MATRIX SPIKE & MATRIX SPIKE DUPLICATE: 3118891 3118892

Parameter	Units	50317017011 Result	MS Spike Conc.	MSD Spike Conc.	MS Result	MSD Result	MS % Rec	MSD % Rec	% Rec Limits	RPD	Max RPD	Qual
Nitrogen, Nitrate	mg/L	ND	1	1	0.90	0.91	89	90	90-110	1	20	
Nitrogen, Nitrite	mg/L	ND	1	1	0.94	0.94	94	94	90-110	0	20	

MATRIX SPIKE SAMPLE: 3118893

Parameter	Units	50317017006 Result	Spike Conc.	MS Result	MS % Rec	% Rec Limits	Qualifiers
Nitrogen, Nitrate	mg/L	ND	1	0.98	97	90-110	
Nitrogen, Nitrite	mg/L	ND	1	0.97	97	90-110	

Results presented on this page are in the units indicated by the "Units" column except where an alternate unit is presented to the right of the result.

REPORT OF LABORATORY ANALYSIS

This report shall not be reproduced, except in full,
without the written consent of Pace Analytical Services, LLC.

Pace Analytical Services, LLC
7726 Moller Road
Indianapolis, IN 46268
(317)228-3100

QUALITY CONTROL DATA

Project: Eagle Valley P1R5
Pace Project No.: 50317001

QC Batch: 679001
QC Batch Method: EPA 365.1
Analysis Method: EPA 365.1
Analysis Description: 365.1 Total Phosphorus
Laboratory: Pace Analytical Services - Indianapolis
Associated Lab Samples: 50317001001

METHOD BLANK: 3126281 Matrix: Water
Associated Lab Samples: 50317001001

Parameter	Units	Blank Result	Reporting Limit	Analyzed	Qualifiers
Phosphate as P04	mg/L	ND	0.15	05/30/22 18:31	

LABORATORY CONTROL SAMPLE: 3126282

Parameter	Units	Spike Conc.	LCS Result	LCS % Rec	% Rec Limits	Qualifiers
Phosphate as P04	mg/L		1.4			

MATRIX SPIKE SAMPLE: 3126283

Parameter	Units	50316969006 Result	Spike Conc.	MS Result	MS % Rec	% Rec Limits	Qualifiers
Phosphate as P04	mg/L	1.5		2.9			

MATRIX SPIKE & MATRIX SPIKE DUPLICATE: 3126284 3126285

Parameter	Units	50317002002 Result	MS Spike Conc.	MSD Spike Conc.	MS Result	MSD Result	MS % Rec	MSD % Rec	% Rec Limits	RPD	Max RPD	Qual
Phosphate as P04	mg/L	ND			1.4	1.4				3		

Results presented on this page are in the units indicated by the "Units" column except where an alternate unit is presented to the right of the result.

REPORT OF LABORATORY ANALYSIS

This report shall not be reproduced, except in full,
without the written consent of Pace Analytical Services, LLC.

Pace Analytical Services, LLC
7726 Moller Road
Indianapolis, IN 46268
(317)228-3100

QUALITY CONTROL DATA

Project: Eagle Valley P1R5
Pace Project No.: 50317001

QC Batch: 679362
QC Batch Method: SM 5310C
Analysis Method: SM 5310C
Analysis Description: 5310C Total Organic Carbon
Laboratory: Pace Analytical Services - Indianapolis
Associated Lab Samples: 50317001001

METHOD BLANK: 3127210 Matrix: Water
Associated Lab Samples: 50317001001

Parameter	Units	Blank Result	Reporting Limit	Analyzed	Qualifiers
Total Organic Carbon	mg/L	ND	1.0	06/01/22 19:25	

LABORATORY CONTROL SAMPLE: 3127211

Parameter	Units	Spike Conc.	LCS Result	LCS % Rec	% Rec Limits	Qualifiers
Total Organic Carbon	mg/L	10	10.1	101	90-110	

MATRIX SPIKE SAMPLE: 3127213

Parameter	Units	50317040001 Result	Spike Conc.	MS Result	MS % Rec	% Rec Limits	Qualifiers
Total Organic Carbon	mg/L	ND	40	36.1	90	80-120	

MATRIX SPIKE & MATRIX SPIKE DUPLICATE: 3127223 3127224

Parameter	Units	50317002002 Result	MS Spike Conc.	MSD Spike Conc.	MS Result	MSD Result	MS % Rec	MSD % Rec	% Rec Limits	RPD	Max RPD	Qual
Total Organic Carbon	mg/L	ND	10	10	10.4	10.5	99	100	80-120	1	20	

Results presented on this page are in the units indicated by the "Units" column except where an alternate unit is presented to the right of the result.

REPORT OF LABORATORY ANALYSIS

This report shall not be reproduced, except in full,
without the written consent of Pace Analytical Services, LLC.

Pace Analytical Services, LLC
7726 Moller Road
Indianapolis, IN 46268
(317)228-3100

QUALITY CONTROL DATA

Project: Eagle Valley P1R5
Pace Project No.: 50317001

QC Batch: 679031
QC Batch Method: SM 5310C
Analysis Method: SM 5310C
Analysis Description: 5310C Dissolved Organic Carbon
Laboratory: Pace Analytical Services - Indianapolis
Associated Lab Samples: 50317001001

METHOD BLANK: 3126342 Matrix: Water
Associated Lab Samples: 50317001001

Parameter	Units	Blank Result	Reporting Limit	Analyzed	Qualifiers
Dissolved Organic Carbon	mg/L	ND	1.0	05/30/22 20:16	

LABORATORY CONTROL SAMPLE: 3126343

Parameter	Units	Spike Conc.	LCS Result	LCS % Rec	% Rec Limits	Qualifiers
Dissolved Organic Carbon	mg/L	10	9.8	98	90-110	

MATRIX SPIKE & MATRIX SPIKE DUPLICATE: 3126344 3126345

Parameter	Units	50317002002 Result	MS Spike Conc.	MSD Spike Conc.	MS Result	MSD Result	MS % Rec	MSD % Rec	% Rec Limits	RPD	Max RPD	Qual
Dissolved Organic Carbon	mg/L	ND	10	10	11.0	11.1	102	102	80-120	0	20	

MATRIX SPIKE SAMPLE: 3126346

Parameter	Units	50317169009 Result	Spike Conc.	MS Result	MS % Rec	% Rec Limits	Qualifiers
Dissolved Organic Carbon	mg/L	21.4	40	60.0	97	80-120	

Results presented on this page are in the units indicated by the "Units" column except where an alternate unit is presented to the right of the result.

REPORT OF LABORATORY ANALYSIS

This report shall not be reproduced, except in full,
without the written consent of Pace Analytical Services, LLC.

Pace Analytical Services, LLC
7726 Moller Road
Indianapolis, IN 46268
(317)228-3100

ANALYTICAL RESULTS - RADIOCHEMISTRY

Project: Eagle Valley P1R5
Pace Project No.: 50317001

Sample: MW-22S **Lab ID: 50317001001** Collected: 05/19/22 13:35 Received: 05/19/22 18:00 Matrix: Water
PWS: Site ID: Sample Type:

Parameters	Method	Act ± Unc (MDC) Carr Trac	Units	Analyzed	CAS No.	Qual
	Pace Analytical Services - Greensburg					
Radium-226	EPA 903.1	**0.356 ± 0.264 (0.330) C:NA T:82%**	pCi/L	07/06/22 16:51	13982-63-3	
	Pace Analytical Services - Greensburg					
Radium-228	EPA 904.0	**0.288 ± 0.555 (1.22) C:75% T:82%**	pCi/L	06/27/22 13:33	15262-20-1	
	Pace Analytical Services - Greensburg					
Total Radium	Total Radium Calculation	**0.644 ± 0.819 (1.55)**	pCi/L	07/07/22 17:05	7440-14-4	

This report shall not be reproduced, except in full,
without the written consent of Pace Analytical Services, LLC.

Pace Analytical Services, LLC
7726 Moller Road
Indianapolis, IN 46268
(317)228-3100

QUALITY CONTROL - RADIOCHEMISTRY

Project: Eagle Valley P1R5
Pace Project No.: 50317001

QC Batch: 510820
QC Batch Method: EPA 904.0
Analysis Method: EPA 904.0
Analysis Description: 904.0 Radium 228
Laboratory: Pace Analytical Services - Greensburg
Associated Lab Samples: 50317001001

METHOD BLANK: 2475901 Matrix: Water
Associated Lab Samples: 50317001001

Parameter	Act ± Unc (MDC) Carr Trac	Units	Analyzed	Qualifiers
Radium-228	0.621 ± 0.339 (0.600) C:73% T:95%	pCi/L	06/27/22 13:28	

Results presented on this page are in the units indicated by the "Units" column except where an alternate unit is presented to the right of the result.

REPORT OF LABORATORY ANALYSIS

This report shall not be reproduced, except in full,
without the written consent of Pace Analytical Services, LLC.

Pace Analytical Services, LLC
7726 Moller Road
Indianapolis, IN 46268
(317)228-3100

QUALITY CONTROL - RADIOCHEMISTRY

Project: Eagle Valley P1R5
Pace Project No.: 50317001

QC Batch: 510819
QC Batch Method: EPA 903.1
Analysis Method: EPA 903.1
Analysis Description: 903.1 Radium-226
Laboratory: Pace Analytical Services - Greensburg
Associated Lab Samples: 50317001001

METHOD BLANK: 2475900
Matrix: Water
Associated Lab Samples: 50317001001

Parameter	Act ± Unc (MDC) Carr Trac	Units	Analyzed	Qualifiers
Radium-226	0.0687 ± 0.157 (0.253) C:NA T:95%	pCi/L	07/06/22 16:21	

Results presented on this page are in the units indicated by the "Units" column except where an alternate unit is presented to the right of the result.

REPORT OF LABORATORY ANALYSIS

This report shall not be reproduced, except in full,
without the written consent of Pace Analytical Services, LLC.

Pace Analytical Services, LLC
7726 Moller Road
Indianapolis, IN 46268
(317)228-3100

QUALIFIERS

Project: Eagle Valley P1R5
Pace Project No.: 50317001

DEFINITIONS

DF - Dilution Factor, if reported, represents the factor applied to the reported data due to dilution of the sample aliquot.

ND - Not Detected at or above adjusted reporting limit.

TNTC - Too Numerous To Count

J - Estimated concentration above the adjusted method detection limit and below the adjusted reporting limit.

MDL - Adjusted Method Detection Limit.

PQL - Practical Quantitation Limit.

RL - Reporting Limit - The lowest concentration value that meets project requirements for quantitative data with known precision and bias for a specific analyte in a specific matrix.

S - Surrogate

1,2-Diphenylhydrazine decomposes to and cannot be separated from Azobenzene using Method 8270. The result for each analyte is a combined concentration.

Consistent with EPA guidelines, unrounded data are displayed and have been used to calculate % recovery and RPD values.

LCS(D) - Laboratory Control Sample (Duplicate)

MS(D) - Matrix Spike (Duplicate)

DUP - Sample Duplicate

RPD - Relative Percent Difference

NC - Not Calculable.

SG - Silica Gel - Clean-Up

U - Indicates the compound was analyzed for, but not detected.

N-Nitrosodiphenylamine decomposes and cannot be separated from Diphenylamine using Method 8270. The result reported for each analyte is a combined concentration.

Reported results are not rounded until the final step prior to reporting. Therefore, calculated parameters that are typically reported as "Total" may vary slightly from the sum of the reported component parameters.

Act - Activity

Unc - Uncertainty: SDWA = 1.96 sigma count uncertainty, all other matrices = Expanded Uncertainty (95% confidence interval). Gamma Spec = Expanded Uncertainty (95.4% Confidence Interval)

(MDC) - Minimum Detectable Concentration

Trac - Tracer Recovery (%)

Carr - Carrier Recovery (%)

Pace Analytical is TNI accredited. Contact your Pace PM for the current list of accredited analytes.

TNI - The NELAC Institute.

ANALYTE QUALIFIERS

H3	Sample was received or analysis requested beyond the recognized method holding time.
M0	Matrix spike recovery and/or matrix spike duplicate recovery was outside laboratory control limits.
M3	Matrix spike recovery was outside laboratory control limits due to matrix interferences.
N2	The lab does not hold NELAC/TNI accreditation for this parameter but other accreditations/certifications may apply. A complete list of accreditations/certifications is available upon request.
P6	Matrix spike recovery was outside laboratory control limits due to a parent sample concentration notably higher than the spike level.

This report shall not be reproduced, except in full,
without the written consent of Pace Analytical Services, LLC.

Pace Analytical Services, LLC
7726 Moller Road
Indianapolis, IN 46268
(317)228-3100

QUALITY CONTROL DATA CROSS REFERENCE TABLE

Project: Eagle Valley P1R5
Pace Project No.: 50317001

Lab ID	Sample ID	QC Batch Method	QC Batch	Analytical Method	Analytical Batch
50317001001	**MW-22S**	EPA 9056	679243		
50317001001	**MW-22S**	EPA 3010	678684	EPA 6010	679043
50317001001	**MW-22S**	EPA 3010	678675	EPA 6010	680056
50317001001	**MW-22S**	EPA 200.2	677973	EPA 6020	678200
50317001001	**MW-22S**	EPA 903.1	510819		
50317001001	**MW-22S**	EPA 904.0	510820		
50317001001	**MW-22S**	Total Radium Calculation	517119		
50317001001	**MW-22S**	SM 2320B	678551		
50317001001	**MW-22S**	SM 2540C	678483		
50317001001	**MW-22S**	SM 4500-H+B	678007		
50317001001	**MW-22S**	SM 4500-S2-D	677858		
50317001001	**MW-22S**	HACH 8146	678400		
50317001001	**MW-22S**	EPA 353.2	677377		
50317001001	**MW-22S**	EPA 365.1	679001	EPA 365.1	679107
50317001001	**MW-22S**	SM 5310C	679362		
50317001001	**MW-22S**	SM 5310C	679031		

This report shall not be reproduced, except in full,
without the written consent of Pace Analytical Services, LLC.

CHAIN-OF-CUSTODY / Analytical Request Document

The Chain-of-Custody is a LEGAL DOCUMENT. All relevant fields must be completed accurately.

Submitting a sample via this chain of custody constitutes acknowledgment and acceptance of the Pace Terms and Conditions found at https://info.pacelabs.com/hubfs/pas-standard-terms.pdf.

Section A Required Client Information:		Section B Required Project Information:		Section C Invoice Information:	
Company:	Atlas Indianapolis	Report To:	Mark Breting	Attention:	Accounts Payable
Address:	7988 Centerpoint Drive	Copy To:		Company Name:	Atlas Indianapolis
	Indianapolis, IN 46256			Address:	
Email:	mark.breting@oneatlas.com	Purchase Order #:		Pace Quote:	
Phone:	NONE Fax:	Project Name:	Eagle Valley Profile 1 Report 5	Pace Project Manager:	hay
Requested Due Date:		Project #:		Pace Profile #:	

WO# : 50317001

50317001

ITEM #	SAMPLE ID (One Character per box. (A-Z, 0-9 / , -) Sample Ids must be unique)	MATRIX CODE (see valid codes to left)	SAMPLE TYPE (G=GRAB C=COMP)	COLLECTED START DATE	COLLECTED START TIME	COLLECTED END DATE	COLLECTED END TIME	SAMPLE TEMP AT COLLECTION	# OF CONTAINERS	Preservatives: Unpreserved	H2SO4	HNO3	HCl	NaOH + ZnAcetate	Na2S2O3	Methanol	Other	Analyses Test: TDS / NO2,NO3-Wet	(Cl, F, SO4) IC	Metals, Total*	Metals Diss. Field Filtered	Rad-228	Rad-226	Alkalinity, Ferrous Iron, pH	TOC by 5310C	DOC by 5310C	Sulfide	Phosphate		Residual Chlorine (Y/N)
1	~~MW-20S~~	WT							11	3	3	4		1				X	X	X	X	X	X	X	X	X	X		
2	~~MW-20I~~	WT							11	3	3	4		1				X	X	X	X	X	X	X	X	X	X		
3	~~MW-20D~~	WT							11	3	3	4		1				X	X	X	X	X	X	X	X	X	X		
4	~~MW-225~~ MW-225 (MEB)	WT	G			5/19/22	1335		11	3	3	4		1				X	X	X	X	X	X	X	X	X	X		
5																														
6																														
7																														
8																														
9																														
10																														
11																														
12																														

ADDITIONAL COMMENTS	RELINQUISHED BY / AFFILIATION	DATE	TIME	ACCEPTED BY / AFFILIATION	DATE	TIME	SAMPLE CONDITIONS			
* Metals: 6010 (Al, Ba, B, Cd, Cr, Fe, Pb, Mn, Mo, Ca, Mg, Na, K, Li, SiO2)		5/19/22	1800	Daniel Pearson/Pace	05/19/22	1800	1.9	Y	N	Y
6020 (Be, Co, As, Se, Sb, Tl), 7470 (Hg).							6.1	↓	↓	↓
** Dissolved FF 6010 (Mo, Mn)							8.5			
Alkalinity = (Total , Bicarb & Carb)							3.7			

SAMPLER NAME AND SIGNATURE		
PRINT Name of SAMPLER:	Mark Breting	
SIGNATURE of SAMPLER:	Mark Breting	DATE Signed: 5/19/22

TEMP in C | Received on Ice (Y/N) | Custody Sealed Cooler (Y/N) | Samples Intact (Y/N)

Pace

SAMPLE CONDITION UPON RECEIPT FORM

Date/Time and Initials of person examining contents: DMP 05/19/22 20:19

1. **Courier:** ☐ FED EX ☐ UPS ☑ CLIENT ☐ PACE ☐ USPS ☐ OTHER _____

2. **Custody Seal on Cooler/Box Present:** ☐ Yes ☑ No

(If yes)Seals Intact: ☐ Yes ☐ No **(leave blank if no seals were present)**

3. **Thermometer:** 1 2 3 4 5 6 A B C D E (F)

4. **Cooler Temperature(s):** (Initial/Corrected) RECORD TEMPS OF ALL COOLERS RECEIVED (use Comments below to add more)

1.9/1.9	6.1/6.1	8.5/8.5	3.7/3.7

5. **Packing Material:** ☐ Bubble Wrap ☑ Bubble Bags ☐ None ☑ Other ziploc Bags

6. **Ice Type:** ☑ Wet ☐ Blue ☐ None

7. **If temp. is over 6°C or under 0°C, was the PM notified?:** ☐ Yes ☑ No

Cooler temp should be above freezing to 6°C

All discrepancies will be written out in the comments section below.

	Yes	No
USDA Regulated Soils? (HI, ID, NY, WA, OR,CA, NM, TX, OK, AR, LA, TN, AL, MS, NC, SC, GA, FL, or Puerto Rico)		✓
Short Hold Time Analysis (48 hours or less)? **Analysis:** NO3	✓	
Time 5035A TC placed in Freezer or Short Holds To Lab	Time: 05/20/22 0800	
Rush TAT Requested (4 days or less): NOT LISTED		✓
Custody Signatures Present?	✓	
Containers Intact?:	✓	
Sample Label (IDs/Dates/Times) Match COC?: Except TCs, which only require sample ID	✓	
Extra labels on Terracore Vials? (soils only)		N/A

	Yes	No	N/A
All containers needing acid/base preservation have been pH CHECKED?: **Exceptions: VOA, coliform, LLHg, O&G, RAD CHEM, and any container with a septum cap or preserved with HCl** Circle: **HNO3 (<2) H2SO4 (<2) NaOH (>10) NaOH/ZnAc (>9)** Any non-conformance to pH recommendations will be noted on the container count form	✓		
	Present	Absent	N/A
Residual Chlorine Check (SVOC 625 Pest/PCB 608)			✓
Residual Chlorine Check (Total/Amenable/Free Cyanide)			✓
Headspace Wisconsin Sulfide?			✓
Headspace in VOA Vials (>6mm): See Containter Count form for details	Present	Absent	No VOA Vials Sent ✓
Trip Blank Present?		✓	
Trip Blank Custody Seals?:			✓

COMMENTS:

COC PAGE 1 of 1

Sample Container Count

SBS
DI
MeOH (only)
BK
Kit

** Place a RED dot on containers that are out of conformance **

COC Line Item	WGFU	R	DG9H VG9H	VOA VIAL HS (>6mm)	VG9U	DG9U	VG9T	AG0U	AG1H	AG1U	AG2U	AG3S	AG3SF	AG3C	BP1U	BP1N	BP2U	BP3U	BP3N	BP3F	BP3S	BP3B	BP3Z	CG3H	Syringe Kit			Matrix	HNO3/ H2SO4 pH <2	NaOH/ ZNAc pH >9	NaOH pH>10
1																															
2																															
3																															
4												1	1			2	1	2	1	1			1					WT	✓	✓	
5																															
6																															
7																															
8																															
9																															
10																															
11																															
12																															

Container Codes

Glass

DG9H	40mL HCl amber voa vial	BG1T	1L Na Thiosulfate clear glass	BP1B	1L NaOH plastic
DG9P	40mL TSP amber vial	BG1U	1L unpreserved glass	BP1N	1L HNO3 plastic
DG9S	40mL H2SO4 amber vial	BG3H	250mL HCl Clear Glass	BP1S	1L H2SO4 plastic
DG9T	40mL Na Thio amber vial	BG3U	250mL Unpres Clear Glass	BP1U	1L unpreserved plastic
DG9U	40mL unpreserved amber vial	AG0U	100mL unpres amber glass	BP1Z	1L NaOH, Zn, Ac
VG9H	40mL HCl clear vial	AG1H	1L HCl amber glass	BP2N	500mL HNO3 plastic
VG9T	40mL Na Thio. clear vial	AG1S	1L H2SO4 amber glass	BP2C	500mL NaOH plastic
VG9U	40mL unpreserved clear vial	AG1T	1L Na Thiosulfate amber glass	BP2S	500mL H2SO4 plastic
I	40mL w/hexane wipe vial	AG1U	1liter unpres amber glass	BP2U	500mL unpreserved plastic
WGKU	8oz unpreserved clear jar	AG2N	500mL HNO3 amber glass	BP2Z	500mL NaOH, Zn Ac
WGFU	4oz clear soil jar	AG2S	500mL H2SO4 amber glass	BP3B	250mL NaOH plastic
JGFU	4oz unpreserved amber wide	AG2U	500mL unpres amber glass	BP3N	250mL HNO3 plastic
CG3H	250mL clear glass HCl	AG3S	250mL H2SO4 amber glass	BP3F	250mL HNO3 plastic-field filtered
BG1H	1L HCl clear glass	AG3SF	250mL H2SO4 amb glass -field filtered	BP3U	250mL unpreserved plastic
BG1S	1L H2SO4 clear glass	AG3U	250mL unpres amber glass	BP3S	250mL H2SO4 plastic
GN	General	AG3C	250mL NaOH amber glass	BP3Z	250mL NaOH, ZnAc plastic

Plastic / Misc.

BP4U	125mL unpreserved plastic
BP4N	125mL HNO3 plastic
BP4S	125mL H2SO4 plastic

Syringe Kit	LL Cr+6 sampling kit

AF	Air Filter
C	Air Cassettes
R	Terracore kit
SP5T	120mL Coliform Na Thiosulfate
U	Summa Can
ZPLC	Ziploc Bag

WT		Water	
SL		Solid	
NAL	OL	Non-aqueous liquid	Oil
WP		Wipe	

Pace Analytical Services, LLC
7726 Moller Road
Indianapolis, IN 46268
(317)228-3100

July 27, 2022

Mr. Mark Breting
ATC Group Services
7988 Centerpoint Drive
Suite 100
Indianapolis, IN 46256

RE: Project: Eagle Valley P1R3
Pace Project No.: 50317002

Dear Mr. Breting:

Enclosed are the analytical results for sample(s) received by the laboratory on May 19, 2022. The results relate only to the samples included in this report. Results reported herein conform to the applicable TNI/NELAC Standards and the laboratory's Quality Manual, where applicable, unless otherwise noted in the body of the report.

The test results provided in this final report were generated by each of the following laboratories within the Pace Network:

- Pace Analytical Services - Indianapolis
- Pace Analytical Services - Greensburg

If you have any questions concerning this report, please feel free to contact me.

Sincerely,

Hayden Putt
hayden.putt@pacelabs.com
(317)228-3145
Project Manager

Enclosures

cc: Mr. Robert Miller, Haley & Aldrich

Pace Analytical Services, LLC
7726 Moller Road
Indianapolis, IN 46268
(317)228-3100

CERTIFICATIONS

Project: Eagle Valley P1R3
Pace Project No.: 50317002

Pace Analytical Services Pennsylvania

1638 Roseytown Rd Suites 2,3&4, Greensburg, PA 15601
ANAB DOD-ELAP Rad Accreditation #: L2417
Alabama Certification #: 41590
Arizona Certification #: AZ0734
Arkansas Certification
California Certification #: 04222CA
Colorado Certification #: PA01547
Connecticut Certification #: PH-0694
Delaware Certification
EPA Region 4 DW Rad
Florida/TNI Certification #: E87683
Georgia Certification #: C040
Florida: Cert E871149 SEKS WET
Guam Certification
Hawaii Certification
Idaho Certification
Illinois Certification
Indiana Certification
Iowa Certification #: 391
Kansas/TNI Certification #: E-10358
Kentucky Certification #: KY90133
KY WW Permit #: KY0098221
KY WW Permit #: KY0000221
Louisiana DHH/TNI Certification #: LA180012
Louisiana DEQ/TNI Certification #: 4086
Maine Certification #: 2017020
Maryland Certification #: 308
Massachusetts Certification #: M-PA1457
Michigan/PADEP Certification #: 9991
Missouri Certification #: 235
Montana Certification #: Cert0082
Nebraska Certification #: NE-OS-29-14
Nevada Certification #: PA014572018-1
New Hampshire/TNI Certification #: 297617
New Jersey/TNI Certification #: PA051
New Mexico Certification #: PA01457
New York/TNI Certification #: 10888
North Carolina Certification #: 42706
North Dakota Certification #: R-190
Ohio EPA Rad Approval: #41249
Oregon/TNI Certification #: PA200002-010
Pennsylvania/TNI Certification #: 65-00282
Puerto Rico Certification #: PA01457
Rhode Island Certification #: 65-00282
South Dakota Certification
Tennessee Certification #: 02867
Texas/TNI Certification #: T104704188-17-3
Utah/TNI Certification #: PA014572017-9
USDA Soil Permit #: P330-17-00091
Vermont Dept. of Health: ID# VT-0282
Virgin Island/PADEP Certification
Virginia/VELAP Certification #: 460198
Washington Certification #: C868
West Virginia DEP Certification #: 143
West Virginia DHHR Certification #: 9964C
Wisconsin Approve List for Rad
Wyoming Certification #: 8TMS-L

Pace Analytical Services Indianapolis

7726 Moller Road, Indianapolis, IN 46268
Illinois Accreditation #: 200074
Indiana Drinking Water Laboratory #: C-49-06
Kansas/TNI Certification #: E-10177
Kentucky UST Agency Interest #: 80226
Kentucky WW Laboratory ID #: 98019
Michigan Drinking Water Laboratory #9050
Ohio VAP Certified Laboratory #: CL0065
Oklahoma Laboratory #: 9204
Texas Certification #: T104704355
Wisconsin Laboratory #: 999788130
USDA Soil Permit #: P330-19-00257

This report shall not be reproduced, except in full,
without the written consent of Pace Analytical Services, LLC.

Pace Analytical Services, LLC
7726 Moller Road
Indianapolis, IN 46268
(317)228-3100

SAMPLE SUMMARY

Project: Eagle Valley P1R3
Pace Project No.: 50317002

Lab ID	Sample ID	Matrix	Date Collected	Date Received
50317002001	**MW-13S**	Water	05/19/22 14:00	05/19/22 18:00
50317002002	**MW-13I**	Water	05/19/22 15:10	05/19/22 18:00
50317002003	**MW-13D**	Water	05/19/22 15:40	05/19/22 18:00
50317002004	**DUP-3**	Water	05/19/22 08:00	05/19/22 18:00
50317002005	**MW-13I MS**	Water	05/19/22 15:10	05/19/22 18:00
50317002006	**MW-13I MSD**	Water	05/19/22 15:10	05/19/22 18:00

This report shall not be reproduced, except in full,
without the written consent of Pace Analytical Services, LLC.

Pace Analytical Services, LLC
7726 Moller Road
Indianapolis, IN 46268
(317)228-3100

SAMPLE ANALYTE COUNT

Project: Eagle Valley P1R3
Pace Project No.: 50317002

Lab ID	Sample ID	Method	Analysts	Analytes Reported	Laboratory
50317002001	**MW-13S**	EPA 9056	BK1	3	PASI-I
		EPA 6010	JPK	15	PASI-I
		EPA 6010	JPK	2	PASI-I
		EPA 6020	CAW	6	PASI-I
		EPA 7470	EAE	1	PASI-I
		EPA 903.1	SLC	1	PASI-PA
		EPA 904.0	VAL	1	PASI-PA
		Total Radium Calculation	JAL	1	PASI-PA
		SM 2320B	TAY	3	PASI-I
		SM 2540C	BSW	1	PASI-I
		SM 4500-H+B	TRK	1	PASI-I
		SM 4500-S2-D	ZM	1	PASI-I
		HACH 8146	ZM	1	PASI-I
		EPA 353.2	OAS	2	PASI-I
		EPA 365.1	ZM	1	PASI-I
		SM 5310C	ZM	1	PASI-I
		SM 5310C	ZM	1	PASI-I
50317002002	**MW-13I**	EPA 9056	BK1	3	PASI-I
		EPA 6010	JPK	15	PASI-I
		EPA 6010	JPK	2	PASI-I
		EPA 6020	CAW	6	PASI-I
		EPA 7470	EAE	1	PASI-I
		EPA 903.1	SLC	1	PASI-PA
		EPA 904.0	VAL	1	PASI-PA
		Total Radium Calculation	JAL	1	PASI-PA
		SM 2320B	TAY	3	PASI-I
		SM 2540C	BSW	1	PASI-I
		SM 4500-H+B	TRK	1	PASI-I
		SM 4500-S2-D	ZM	1	PASI-I
		HACH 8146	ZM	1	PASI-I
		EPA 353.2	OAS	2	PASI-I
		EPA 365.1	ZM	1	PASI-I
		SM 5310C	ZM	1	PASI-I
		SM 5310C	ZM	1	PASI-I
50317002003	**MW-13D**	EPA 9056	BK1	3	PASI-I
		EPA 6010	JPK	15	PASI-I
		EPA 6010	JPK	2	PASI-I

This report shall not be reproduced, except in full,
without the written consent of Pace Analytical Services, LLC.

Pace Analytical Services, LLC
7726 Moller Road
Indianapolis, IN 46268
(317)228-3100

SAMPLE ANALYTE COUNT

Project: Eagle Valley P1R3
Pace Project No.: 50317002

Lab ID	Sample ID	Method	Analysts	Analytes Reported	Laboratory
		EPA 6020	CAW	6	PASI-I
		EPA 7470	EAE	1	PASI-I
		EPA 903.1	SLC	1	PASI-PA
		EPA 904.0	VAL	1	PASI-PA
		Total Radium Calculation	JAL	1	PASI-PA
		SM 2320B	TAY	3	PASI-I
		SM 2540C	BSW	1	PASI-I
		SM 4500-H+B	TRK	1	PASI-I
		SM 4500-S2-D	ZM	1	PASI-I
		HACH 8146	ZM	1	PASI-I
		EPA 353.2	OAS	2	PASI-I
		EPA 365.1	ZM	1	PASI-I
		SM 5310C	ZM	1	PASI-I
		SM 5310C	ZM	1	PASI-I
50317002004	**DUP-3**	EPA 9056	BK1	3	PASI-I
		EPA 6010	JPK	15	PASI-I
		EPA 6010	JPK	2	PASI-I
		EPA 6020	CAW	6	PASI-I
		EPA 7470	EAE	1	PASI-I
		EPA 903.1	SLC	1	PASI-PA
		EPA 904.0	VAL	1	PASI-PA
		Total Radium Calculation	JAL	1	PASI-PA
		SM 2320B	TAY	3	PASI-I
		SM 2540C	BSW	1	PASI-I
		SM 4500-H+B	TRK	1	PASI-I
		SM 4500-S2-D	ZM	1	PASI-I
		HACH 8146	ZM	1	PASI-I
		EPA 353.2	OAS	2	PASI-I
		EPA 365.1	ZM	1	PASI-I
		SM 5310C	ZM	1	PASI-I
		SM 5310C	ZM	1	PASI-I
50317002005	**MW-13I MS**	EPA 903.1	SLC	1	PASI-PA
		EPA 904.0	VAL	1	PASI-PA
50317002006	**MW-13I MSD**	EPA 903.1	SLC	1	PASI-PA
		EPA 904.0	VAL	1	PASI-PA

PASI-I = Pace Analytical Services - Indianapolis
PASI-PA = Pace Analytical Services - Greensburg

REPORT OF LABORATORY ANALYSIS

This report shall not be reproduced, except in full,
without the written consent of Pace Analytical Services, LLC.

Pace Analytical Services, LLC
7726 Moller Road
Indianapolis, IN 46268
(317)228-3100

SUMMARY OF DETECTION

Project: Eagle Valley P1R3
Pace Project No.: 50317002

Lab Sample ID / Method	Client Sample ID / Parameters	Result	Units	Report Limit	Analyzed	Qualifiers
50317002001	**MW-13S**					
EPA 9056	Chloride	42.2	mg/L	25.0	06/03/22 00:57	
EPA 9056	Sulfate	27.7	mg/L	25.0	06/03/22 00:57	
EPA 6010	Barium	58.6	ug/L	10.0	05/30/22 02:08	
EPA 6010	Calcium	133000	ug/L	1000	05/30/22 02:08	
EPA 6010	Magnesium	32400	ug/L	1000	05/30/22 02:08	
EPA 6010	Potassium	3610	ug/L	1000	05/30/22 02:08	
EPA 6010	Silica	14200	ug/L	450	05/30/22 02:08	N2
EPA 6010	Sodium	32800	ug/L	1000	05/30/22 02:08	
EPA 903.1	Radium-226	0.144 ± 0.410 (0.761) C:NA T:91%	pCi/L		07/06/22 15:09	
EPA 904.0	Radium-228	0.598 ± 0.613 (1.27) C:72% T:91%	pCi/L		06/27/22 17:39	
Total Radium Calculation	Total Radium	0.742 ± 1.02 (2.03)	pCi/L		07/07/22 17:03	
SM 2320B	Alkalinity, Total as CaCO3	437	mg/L	2.0	05/27/22 14:29	
SM 2320B	Alkalinity,Bicarbonate (CaCO3)	437	mg/L	2.0	05/27/22 14:29	
SM 2540C	Total Dissolved Solids	569	mg/L	10.0	05/26/22 10:05	
SM 4500-H+B	pH at 25 Degrees C	7.1	Std. Units	0.10	05/24/22 12:16	H3
EPA 353.2	Nitrogen, Nitrate	5.2	mg/L	0.20	05/20/22 14:11	
SM 5310C	Dissolved Organic Carbon	1.4	mg/L	1.0	05/30/22 22:59	
50317002002	**MW-13I**					
EPA 9056	Chloride	62.2	mg/L	2.5	06/03/22 01:37	
EPA 9056	Sulfate	27.0	mg/L	2.5	06/03/22 01:37	
EPA 6010	Barium	44.0	ug/L	10.0	05/30/22 02:14	
EPA 6010	Calcium	105000	ug/L	1000	05/30/22 02:14	
EPA 6010	Magnesium	32900	ug/L	1000	05/30/22 02:14	
EPA 6010	Potassium	1940	ug/L	1000	05/30/22 02:14	
EPA 6010	Silica	18200	ug/L	450	05/30/22 02:14	N2
EPA 6010	Sodium	20100	ug/L	1000	05/30/22 02:14	
EPA 903.1	Radium-226	0.246 ± 0.284 (0.462) C:NA T:93%	pCi/L		07/06/22 15:09	
EPA 904.0	Radium-228	1.03 ± 0.594 (1.09) C:78% T:93%	pCi/L		06/27/22 17:39	
Total Radium Calculation	Total Radium	1.28 ± 0.878 (1.55)	pCi/L		07/07/22 17:03	
SM 2320B	Alkalinity, Total as CaCO3	315	mg/L	2.0	05/27/22 14:29	
SM 2320B	Alkalinity,Bicarbonate (CaCO3)	315	mg/L	2.0	05/27/22 14:29	
SM 2540C	Total Dissolved Solids	461	mg/L	10.0	05/26/22 10:06	
SM 4500-H+B	pH at 25 Degrees C	7.4	Std. Units	0.10	05/24/22 12:17	H3

REPORT OF LABORATORY ANALYSIS

This report shall not be reproduced, except in full,
without the written consent of Pace Analytical Services, LLC.

Pace Analytical Services, LLC
7726 Moller Road
Indianapolis, IN 46268
(317)228-3100

SUMMARY OF DETECTION

Project: Eagle Valley P1R3
Pace Project No.: 50317002

Lab Sample ID / Method	Client Sample ID / Parameters	Result	Units	Report Limit	Analyzed	Qualifiers
50317002002	**MW-13I**					
EPA 353.2	Nitrogen, Nitrate	1.8	mg/L	0.10	05/20/22 13:59	
50317002003	**MW-13D**					
EPA 9056	Chloride	53.5	mg/L	25.0	06/03/22 05:10	
EPA 9056	Fluoride	0.10	mg/L	0.10	06/03/22 04:48	
EPA 9056	Sulfate	35.7	mg/L	25.0	06/03/22 05:10	
EPA 6010	Barium	62.4	ug/L	10.0	05/30/22 02:10	
EPA 6010	Calcium	94600	ug/L	1000	05/30/22 02:10	
EPA 6010	Magnesium	29700	ug/L	1000	05/30/22 02:10	
EPA 6010	Manganese	23.4	ug/L	10.0	05/30/22 02:10	
EPA 6010	Potassium	1400	ug/L	1000	05/30/22 02:10	
EPA 6010	Silica	16000	ug/L	450	05/30/22 02:10	N2
EPA 6010	Sodium	23100	ug/L	1000	05/30/22 02:10	
EPA 6010	Manganese, Dissolved	20.5	ug/L	10.0	06/04/22 00:07	
EPA 903.1	Radium-226	0.157 ± 0.288 (0.514) C:NA T:96%	pCi/L		07/06/22 15:09	
EPA 904.0	Radium-228	0.776 ± 0.668 (1.35) C:69% T:89%	pCi/L		06/27/22 17:39	
Total Radium Calculation	Total Radium	0.933 ± 0.956 (1.86)	pCi/L		07/07/22 17:03	
SM 2320B	Alkalinity, Total as CaCO3	289	mg/L	2.0	05/27/22 14:29	
SM 2320B	Alkalinity,Bicarbonate (CaCO3)	289	mg/L	2.0	05/27/22 14:29	
SM 2540C	Total Dissolved Solids	418	mg/L	10.0	05/26/22 10:06	
SM 4500-H+B	pH at 25 Degrees C	7.4	Std. Units	0.10	05/24/22 12:21	H3
EPA 353.2	Nitrogen, Nitrate	0.55	mg/L	0.10	05/20/22 14:05	
SM 5310C	Dissolved Organic Carbon	1.0	mg/L	1.0	05/31/22 01:14	
50317002004	**DUP-3**					
EPA 9056	Chloride	48.0	mg/L	2.5	06/03/22 05:47	
EPA 9056	Sulfate	26.7	mg/L	2.5	06/03/22 05:47	
EPA 6010	Barium	59.2	ug/L	10.0	05/30/22 02:12	
EPA 6010	Calcium	134000	ug/L	1000	05/30/22 02:12	
EPA 6010	Magnesium	33000	ug/L	1000	05/30/22 02:12	
EPA 6010	Potassium	3700	ug/L	1000	05/30/22 02:12	
EPA 6010	Silica	14300	ug/L	450	05/30/22 02:12	N2
EPA 6010	Sodium	33200	ug/L	1000	05/30/22 02:12	
EPA 903.1	Radium-226	0.354 ± 0.355 (0.554) C:NA T:97%	pCi/L		07/06/22 15:09	
EPA 904.0	Radium-228	0.150 ± 0.373 (0.830) C:77% T:93%	pCi/L		06/27/22 17:40	

REPORT OF LABORATORY ANALYSIS

This report shall not be reproduced, except in full,
without the written consent of Pace Analytical Services, LLC.

Pace Analytical Services, LLC
7726 Moller Road
Indianapolis, IN 46268
(317)228-3100

SUMMARY OF DETECTION

Project: Eagle Valley P1R3
Pace Project No.: 50317002

Lab Sample ID / Method	Client Sample ID / Parameters	Result	Units	Report Limit	Analyzed	Qualifiers
50317002004	**DUP-3**					
Total Radium Calculation	Total Radium	0.504 ± 0.728 (1.38)	pCi/L		07/07/22 17:03	
SM 2320B	Alkalinity, Total as CaCO3	431	mg/L	2.0	05/27/22 14:29	
SM 2320B	Alkalinity,Bicarbonate (CaCO3)	431	mg/L	2.0	05/27/22 14:29	
SM 2540C	Total Dissolved Solids	574	mg/L	10.0	05/26/22 10:06	
SM 4500-H+B	pH at 25 Degrees C	7.1	Std. Units	0.10	05/24/22 12:22	H3
EPA 353.2	Nitrogen, Nitrate	5.2	mg/L	0.20	05/20/22 14:07	
SM 5310C	Dissolved Organic Carbon	1.3	mg/L	1.0	05/31/22 01:39	
50317002005	**MW-13I MS**					
EPA 903.1	Radium-226	83.38 %REC ± NA (NA) C:NA T:NA	pCi/L		07/06/22 15:09	
EPA 904.0	Radium-228	79.73 %REC ± NA (NA) C:NA T:NA	pCi/L		06/27/22 17:40	
50317002006	**MW-13I MSD**					
EPA 903.1	Radium-226	73.49 %REC 12.62RPD ± NA (NA) C:NA T:NA	pCi/L		07/06/22 16:07	
EPA 904.0	Radium-228	66.59 %REC 17.96 RPD ± NA (NA) C:NA T:NA	pCi/L		06/27/22 17:40	

REPORT OF LABORATORY ANALYSIS

This report shall not be reproduced, except in full,
without the written consent of Pace Analytical Services, LLC.

Pace Analytical Services, LLC
7726 Moller Road
Indianapolis, IN 46268
(317)228-3100

ANALYTICAL RESULTS

Project: Eagle Valley P1R3
Pace Project No.: 50317002

Sample: MW-13S **Lab ID: 50317002001** Collected: 05/19/22 14:00 Received: 05/19/22 18:00 Matrix: Water

Parameters	Results	Units	Report Limit	DF	Prepared	Analyzed	CAS No.	Qual
9056 IC Anions	Analytical Method: EPA 9056							
	Pace Analytical Services - Indianapolis							
Chloride	**42.2**	mg/L	25.0	100		06/03/22 00:57	16887-00-6	
Fluoride	ND	mg/L	0.10	1		06/03/22 00:38	16984-48-8	
Sulfate	**27.7**	mg/L	25.0	100		06/03/22 00:57	14808-79-8	
6010 MET ICP	Analytical Method: EPA 6010 Preparation Method: EPA 3010							
	Pace Analytical Services - Indianapolis							
Aluminum	ND	ug/L	200	1	05/27/22 14:13	05/30/22 02:08	7429-90-5	
Barium	**58.6**	ug/L	10.0	1	05/27/22 14:13	05/30/22 02:08	7440-39-3	
Boron	ND	ug/L	100	1	05/27/22 14:13	05/30/22 02:08	7440-42-8	
Cadmium	ND	ug/L	2.0	1	05/27/22 14:13	05/30/22 02:08	7440-43-9	
Calcium	**133000**	ug/L	1000	1	05/27/22 14:13	05/30/22 02:08	7440-70-2	
Chromium	ND	ug/L	10.0	1	05/27/22 14:13	05/30/22 02:08	7440-47-3	
Iron	ND	ug/L	100	1	05/27/22 14:13	05/30/22 02:08	7439-89-6	
Lead	ND	ug/L	10.0	1	05/27/22 14:13	05/30/22 02:08	7439-92-1	
Lithium	ND	ug/L	20.0	1	05/27/22 14:13	05/30/22 02:08	7439-93-2	
Magnesium	**32400**	ug/L	1000	1	05/27/22 14:13	05/30/22 02:08	7439-95-4	
Manganese	ND	ug/L	10.0	1	05/27/22 14:13	05/30/22 02:08	7439-96-5	
Molybdenum	ND	ug/L	10.0	1	05/27/22 14:13	05/30/22 02:08	7439-98-7	
Potassium	**3610**	ug/L	1000	1	05/27/22 14:13	05/30/22 02:08	7440-09-7	
Silica	**14200**	ug/L	450	1	05/27/22 14:13	05/30/22 02:08	7631-86-9	N2
Sodium	**32800**	ug/L	1000	1	05/27/22 14:13	05/30/22 02:08	7440-23-5	
6010 MET ICP, Dissolved	Analytical Method: EPA 6010 Preparation Method: EPA 3010							
	Pace Analytical Services - Indianapolis							
Manganese, Dissolved	ND	ug/L	10.0	1	05/31/22 09:25	06/03/22 23:49	7439-96-5	
Molybdenum, Dissolved	ND	ug/L	10.0	1	05/31/22 09:25	06/03/22 23:49	7439-98-7	
6020 MET ICPMS	Analytical Method: EPA 6020 Preparation Method: EPA 200.2							
	Pace Analytical Services - Indianapolis							
Antimony	ND	ug/L	1.0	1	05/24/22 15:55	05/25/22 16:34	7440-36-0	
Arsenic	ND	ug/L	1.0	1	05/24/22 15:55	05/25/22 16:34	7440-38-2	
Beryllium	ND	ug/L	0.20	1	05/24/22 15:55	05/25/22 16:34	7440-41-7	
Cobalt	ND	ug/L	1.0	1	05/24/22 15:55	05/25/22 16:34	7440-48-4	
Selenium	ND	ug/L	1.0	1	05/24/22 15:55	05/25/22 16:34	7782-49-2	
Thallium	ND	ug/L	1.0	1	05/24/22 15:55	05/25/22 16:34	7440-28-0	
7470 Mercury	Analytical Method: EPA 7470 Preparation Method: EPA 7470							
	Pace Analytical Services - Indianapolis							
Mercury	ND	ug/L	0.20	1	05/27/22 08:50	05/29/22 16:55	7439-97-6	
2320B Alkalinity	Analytical Method: SM 2320B							
	Pace Analytical Services - Indianapolis							
Alkalinity, Total as CaCO3	**437**	mg/L	2.0	1		05/27/22 14:29		
Alkalinity,Bicarbonate (CaCO3)	**437**	mg/L	2.0	1		05/27/22 14:29		
Alkalinity,Carbonate (CaCO3)	ND	mg/L	2.0	1		05/27/22 14:29		

REPORT OF LABORATORY ANALYSIS

This report shall not be reproduced, except in full,
without the written consent of Pace Analytical Services, LLC.

Pace Analytical Services, LLC
7726 Moller Road
Indianapolis, IN 46268
(317)228-3100

ANALYTICAL RESULTS

Project: Eagle Valley P1R3
Pace Project No.: 50317002

Sample: MW-13S **Lab ID: 50317002001** Collected: 05/19/22 14:00 Received: 05/19/22 18:00 Matrix: Water

Parameters	Results	Units	Report Limit	DF	Prepared	Analyzed	CAS No.	Qual
2540C Total Dissolved Solids	Analytical Method: SM 2540C Pace Analytical Services - Indianapolis							
Total Dissolved Solids	**569**	mg/L	10.0	1		05/26/22 10:05		
4500H+ pH, Electrometric	Analytical Method: SM 4500-H+B Pace Analytical Services - Indianapolis							
pH at 25 Degrees C	**7.1**	Std. Units	0.10	1		05/24/22 12:16		H3
4500S2D Sulfide Water	Analytical Method: SM 4500-S2-D Pace Analytical Services - Indianapolis							
Sulfide	ND	mg/L	0.10	1		05/23/22 21:25	18496-25-8	
Iron, Ferrous	Analytical Method: HACH 8146 Pace Analytical Services - Indianapolis							
Iron, Ferrous	ND	mg/L	0.20	1		05/25/22 23:14	15438-31-0	H3,N2
353.2 Nitrogen, NO2/NO3 unpres	Analytical Method: EPA 353.2 Pace Analytical Services - Indianapolis							
Nitrogen, Nitrate	**5.2**	mg/L	0.20	2		05/20/22 14:11	14797-55-8	
Nitrogen, Nitrite	ND	mg/L	0.20	2		05/20/22 14:11	14797-65-0	
365.1 Total Phosphorus	Analytical Method: EPA 365.1 Preparation Method: EPA 365.1 Pace Analytical Services - Indianapolis							
Phosphate as P04	ND	mg/L	0.15	1	05/29/22 09:00	05/30/22 18:40		
5310C TOC	Analytical Method: SM 5310C Pace Analytical Services - Indianapolis							
Total Organic Carbon	ND	mg/L	1.0	1		06/01/22 21:54	7440-44-0	
5310C Dissolved Organic Carbon	Analytical Method: SM 5310C Pace Analytical Services - Indianapolis							
Dissolved Organic Carbon	**1.4**	mg/L	1.0	1		05/30/22 22:59		

REPORT OF LABORATORY ANALYSIS

This report shall not be reproduced, except in full,
without the written consent of Pace Analytical Services, LLC.

Pace Analytical Services, LLC
7726 Moller Road
Indianapolis, IN 46268
(317)228-3100

ANALYTICAL RESULTS

Project: Eagle Valley P1R3
Pace Project No.: 50317002

Sample: MW-13I **Lab ID: 50317002002** Collected: 05/19/22 15:10 Received: 05/19/22 18:00 Matrix: Water

Parameters	Results	Units	Report Limit	DF	Prepared	Analyzed	CAS No.	Qual
9056 IC Anions	Analytical Method: EPA 9056							
	Pace Analytical Services - Indianapolis							
Chloride	**62.2**	mg/L	2.5	10		06/03/22 01:37	16887-00-6	
Fluoride	ND	mg/L	0.10	1		06/03/22 01:18	16984-48-8	
Sulfate	**27.0**	mg/L	2.5	10		06/03/22 01:37	14808-79-8	
6010 MET ICP	Analytical Method: EPA 6010 Preparation Method: EPA 3010							
	Pace Analytical Services - Indianapolis							
Aluminum	ND	ug/L	200	1	05/27/22 14:13	05/30/22 02:14	7429-90-5	
Barium	**44.0**	ug/L	10.0	1	05/27/22 14:13	05/30/22 02:14	7440-39-3	
Boron	ND	ug/L	100	1	05/27/22 14:13	05/30/22 02:14	7440-42-8	
Cadmium	ND	ug/L	2.0	1	05/27/22 14:13	05/30/22 02:14	7440-43-9	
Calcium	**105000**	ug/L	1000	1	05/27/22 14:13	05/30/22 02:14	7440-70-2	
Chromium	ND	ug/L	10.0	1	05/27/22 14:13	05/30/22 02:14	7440-47-3	
Iron	ND	ug/L	100	1	05/27/22 14:13	05/30/22 02:14	7439-89-6	
Lead	ND	ug/L	10.0	1	05/27/22 14:13	05/30/22 02:14	7439-92-1	
Lithium	ND	ug/L	20.0	1	05/27/22 14:13	05/30/22 02:14	7439-93-2	
Magnesium	**32900**	ug/L	1000	1	05/27/22 14:13	05/30/22 02:14	7439-95-4	
Manganese	ND	ug/L	10.0	1	05/27/22 14:13	05/30/22 02:14	7439-96-5	
Molybdenum	ND	ug/L	10.0	1	05/27/22 14:13	05/30/22 02:14	7439-98-7	
Potassium	**1940**	ug/L	1000	1	05/27/22 14:13	05/30/22 02:14	7440-09-7	
Silica	**18200**	ug/L	450	1	05/27/22 14:13	05/30/22 02:14	7631-86-9	N2
Sodium	**20100**	ug/L	1000	1	05/27/22 14:13	05/30/22 02:14	7440-23-5	
6010 MET ICP, Dissolved	Analytical Method: EPA 6010 Preparation Method: EPA 3010							
	Pace Analytical Services - Indianapolis							
Manganese, Dissolved	ND	ug/L	10.0	1	05/31/22 09:25	06/03/22 23:52	7439-96-5	
Molybdenum, Dissolved	ND	ug/L	10.0	1	05/31/22 09:25	06/03/22 23:52	7439-98-7	
6020 MET ICPMS	Analytical Method: EPA 6020 Preparation Method: EPA 200.2							
	Pace Analytical Services - Indianapolis							
Antimony	ND	ug/L	1.0	1	05/24/22 15:55	05/25/22 16:10	7440-36-0	
Arsenic	ND	ug/L	1.0	1	05/24/22 15:55	05/25/22 16:10	7440-38-2	
Beryllium	ND	ug/L	0.20	1	05/24/22 15:55	05/25/22 16:10	7440-41-7	
Cobalt	ND	ug/L	1.0	1	05/24/22 15:55	05/25/22 16:10	7440-48-4	
Selenium	ND	ug/L	1.0	1	05/24/22 15:55	05/25/22 16:10	7782-49-2	
Thallium	ND	ug/L	1.0	1	05/24/22 15:55	05/25/22 16:10	7440-28-0	
7470 Mercury	Analytical Method: EPA 7470 Preparation Method: EPA 7470							
	Pace Analytical Services - Indianapolis							
Mercury	ND	ug/L	0.20	1	05/27/22 08:50	05/29/22 16:58	7439-97-6	
2320B Alkalinity	Analytical Method: SM 2320B							
	Pace Analytical Services - Indianapolis							
Alkalinity, Total as CaCO3	**315**	mg/L	2.0	1		05/27/22 14:29		
Alkalinity,Bicarbonate (CaCO3)	**315**	mg/L	2.0	1		05/27/22 14:29		
Alkalinity,Carbonate (CaCO3)	ND	mg/L	2.0	1		05/27/22 14:29		

REPORT OF LABORATORY ANALYSIS

This report shall not be reproduced, except in full,
without the written consent of Pace Analytical Services, LLC.

Pace Analytical Services, LLC
7726 Moller Road
Indianapolis, IN 46268
(317)228-3100

ANALYTICAL RESULTS

Project: Eagle Valley P1R3
Pace Project No.: 50317002

Sample: MW-13I **Lab ID: 50317002002** Collected: 05/19/22 15:10 Received: 05/19/22 18:00 Matrix: Water

Parameters	Results	Units	Report Limit	DF	Prepared	Analyzed	CAS No.	Qual
2540C Total Dissolved Solids	Analytical Method: SM 2540C Pace Analytical Services - Indianapolis							
Total Dissolved Solids	**461**	mg/L	10.0	1		05/26/22 10:06		
4500H+ pH, Electrometric	Analytical Method: SM 4500-H+B Pace Analytical Services - Indianapolis							
pH at 25 Degrees C	**7.4**	Std. Units	0.10	1		05/24/22 12:17		H3
4500S2D Sulfide Water	Analytical Method: SM 4500-S2-D Pace Analytical Services - Indianapolis							
Sulfide	ND	mg/L	0.10	1		05/23/22 21:25	18496-25-8	
Iron, Ferrous	Analytical Method: HACH 8146 Pace Analytical Services - Indianapolis							
Iron, Ferrous	ND	mg/L	0.20	1		05/25/22 23:15	15438-31-0	H3,N2
353.2 Nitrogen, NO2/NO3 unpres	Analytical Method: EPA 353.2 Pace Analytical Services - Indianapolis							
Nitrogen, Nitrate	**1.8**	mg/L	0.10	1		05/20/22 13:59	14797-55-8	
Nitrogen, Nitrite	ND	mg/L	0.10	1		05/20/22 13:59	14797-65-0	
365.1 Total Phosphorus	Analytical Method: EPA 365.1 Preparation Method: EPA 365.1 Pace Analytical Services - Indianapolis							
Phosphate as P04	ND	mg/L	0.15	1	05/29/22 09:00	05/30/22 18:41		
5310C TOC	Analytical Method: SM 5310C Pace Analytical Services - Indianapolis							
Total Organic Carbon	ND	mg/L	1.0	1		06/01/22 22:19	7440-44-0	
5310C Dissolved Organic Carbon	Analytical Method: SM 5310C Pace Analytical Services - Indianapolis							
Dissolved Organic Carbon	ND	mg/L	1.0	1		05/30/22 23:24		

REPORT OF LABORATORY ANALYSIS

This report shall not be reproduced, except in full,
without the written consent of Pace Analytical Services, LLC.

Pace Analytical Services, LLC
7726 Moller Road
Indianapolis, IN 46268
(317)228-3100

ANALYTICAL RESULTS

Project: Eagle Valley P1R3
Pace Project No.: 50317002

Sample: MW-13D **Lab ID: 50317002003** Collected: 05/19/22 15:40 Received: 05/19/22 18:00 Matrix: Water

Parameters	Results	Units	Report Limit	DF	Prepared	Analyzed	CAS No.	Qual
9056 IC Anions	Analytical Method: EPA 9056							
	Pace Analytical Services - Indianapolis							
Chloride	**53.5**	mg/L	25.0	100		06/03/22 05:10	16887-00-6	
Fluoride	**0.10**	mg/L	0.10	1		06/03/22 04:48	16984-48-8	
Sulfate	**35.7**	mg/L	25.0	100		06/03/22 05:10	14808-79-8	
6010 MET ICP	Analytical Method: EPA 6010 Preparation Method: EPA 3010							
	Pace Analytical Services - Indianapolis							
Aluminum	ND	ug/L	200	1	05/27/22 14:13	05/30/22 02:10	7429-90-5	
Barium	**62.4**	ug/L	10.0	1	05/27/22 14:13	05/30/22 02:10	7440-39-3	
Boron	ND	ug/L	100	1	05/27/22 14:13	05/30/22 02:10	7440-42-8	
Cadmium	ND	ug/L	2.0	1	05/27/22 14:13	05/30/22 02:10	7440-43-9	
Calcium	**94600**	ug/L	1000	1	05/27/22 14:13	05/30/22 02:10	7440-70-2	
Chromium	ND	ug/L	10.0	1	05/27/22 14:13	05/30/22 02:10	7440-47-3	
Iron	ND	ug/L	100	1	05/27/22 14:13	05/30/22 02:10	7439-89-6	
Lead	ND	ug/L	10.0	1	05/27/22 14:13	05/30/22 02:10	7439-92-1	
Lithium	ND	ug/L	20.0	1	05/27/22 14:13	05/30/22 02:10	7439-93-2	
Magnesium	**29700**	ug/L	1000	1	05/27/22 14:13	05/30/22 02:10	7439-95-4	
Manganese	**23.4**	ug/L	10.0	1	05/27/22 14:13	05/30/22 02:10	7439-96-5	
Molybdenum	ND	ug/L	10.0	1	05/27/22 14:13	05/30/22 02:10	7439-98-7	
Potassium	**1400**	ug/L	1000	1	05/27/22 14:13	05/30/22 02:10	7440-09-7	
Silica	**16000**	ug/L	450	1	05/27/22 14:13	05/30/22 02:10	7631-86-9	N2
Sodium	**23100**	ug/L	1000	1	05/27/22 14:13	05/30/22 02:10	7440-23-5	
6010 MET ICP, Dissolved	Analytical Method: EPA 6010 Preparation Method: EPA 3010							
	Pace Analytical Services - Indianapolis							
Manganese, Dissolved	**20.5**	ug/L	10.0	1	05/31/22 09:25	06/04/22 00:07	7439-96-5	
Molybdenum, Dissolved	ND	ug/L	10.0	1	05/31/22 09:25	06/04/22 00:07	7439-98-7	
6020 MET ICPMS	Analytical Method: EPA 6020 Preparation Method: EPA 200.2							
	Pace Analytical Services - Indianapolis							
Antimony	ND	ug/L	1.0	1	05/24/22 15:55	05/25/22 16:39	7440-36-0	
Arsenic	ND	ug/L	1.0	1	05/24/22 15:55	05/25/22 16:39	7440-38-2	
Beryllium	ND	ug/L	0.20	1	05/24/22 15:55	05/25/22 16:39	7440-41-7	
Cobalt	ND	ug/L	1.0	1	05/24/22 15:55	05/25/22 16:39	7440-48-4	
Selenium	ND	ug/L	1.0	1	05/24/22 15:55	05/25/22 16:39	7782-49-2	
Thallium	ND	ug/L	1.0	1	05/24/22 15:55	05/25/22 16:39	7440-28-0	
7470 Mercury	Analytical Method: EPA 7470 Preparation Method: EPA 7470							
	Pace Analytical Services - Indianapolis							
Mercury	ND	ug/L	0.20	1	05/27/22 08:50	05/29/22 17:10	7439-97-6	
2320B Alkalinity	Analytical Method: SM 2320B							
	Pace Analytical Services - Indianapolis							
Alkalinity, Total as CaCO3	**289**	mg/L	2.0	1		05/27/22 14:29		
Alkalinity,Bicarbonate (CaCO3)	**289**	mg/L	2.0	1		05/27/22 14:29		
Alkalinity,Carbonate (CaCO3)	ND	mg/L	2.0	1		05/27/22 14:29		

REPORT OF LABORATORY ANALYSIS

This report shall not be reproduced, except in full,
without the written consent of Pace Analytical Services, LLC.

Pace Analytical Services, LLC
7726 Moller Road
Indianapolis, IN 46268
(317)228-3100

ANALYTICAL RESULTS

Project: Eagle Valley P1R3
Pace Project No.: 50317002

Sample: MW-13D **Lab ID: 50317002003** Collected: 05/19/22 15:40 Received: 05/19/22 18:00 Matrix: Water

Parameters	Results	Units	Report Limit	DF	Prepared	Analyzed	CAS No.	Qual
2540C Total Dissolved Solids	Analytical Method: SM 2540C Pace Analytical Services - Indianapolis							
Total Dissolved Solids	**418**	mg/L	10.0	1		05/26/22 10:06		
4500H+ pH, Electrometric	Analytical Method: SM 4500-H+B Pace Analytical Services - Indianapolis							
pH at 25 Degrees C	**7.4**	Std. Units	0.10	1		05/24/22 12:21		H3
4500S2D Sulfide Water	Analytical Method: SM 4500-S2-D Pace Analytical Services - Indianapolis							
Sulfide	ND	mg/L	0.10	1		05/23/22 21:25	18496-25-8	
Iron, Ferrous	Analytical Method: HACH 8146 Pace Analytical Services - Indianapolis							
Iron, Ferrous	ND	mg/L	0.20	1		05/25/22 23:16	15438-31-0	H3,N2
353.2 Nitrogen, NO2/NO3 unpres	Analytical Method: EPA 353.2 Pace Analytical Services - Indianapolis							
Nitrogen, Nitrate	**0.55**	mg/L	0.10	1		05/20/22 14:05	14797-55-8	
Nitrogen, Nitrite	ND	mg/L	0.10	1		05/20/22 14:05	14797-65-0	
365.1 Total Phosphorus	Analytical Method: EPA 365.1 Preparation Method: EPA 365.1 Pace Analytical Services - Indianapolis							
Phosphate as P04	ND	mg/L	0.15	1	05/29/22 09:00	05/30/22 18:43		
5310C TOC	Analytical Method: SM 5310C Pace Analytical Services - Indianapolis							
Total Organic Carbon	ND	mg/L	1.0	1		06/02/22 00:02	7440-44-0	
5310C Dissolved Organic Carbon	Analytical Method: SM 5310C Pace Analytical Services - Indianapolis							
Dissolved Organic Carbon	**1.0**	mg/L	1.0	1		05/31/22 01:14		

REPORT OF LABORATORY ANALYSIS

This report shall not be reproduced, except in full,
without the written consent of Pace Analytical Services, LLC.

Pace Analytical Services, LLC
7726 Moller Road
Indianapolis, IN 46268
(317)228-3100

ANALYTICAL RESULTS

Project: Eagle Valley P1R3
Pace Project No.: 50317002

Sample: DUP-3 **Lab ID: 50317002004** Collected: 05/19/22 08:00 Received: 05/19/22 18:00 Matrix: Water

Parameters	Results	Units	Report Limit	DF	Prepared	Analyzed	CAS No.	Qual
9056 IC Anions	Analytical Method: EPA 9056							
	Pace Analytical Services - Indianapolis							
Chloride	**48.0**	mg/L	2.5	10		06/03/22 05:47	16887-00-6	
Fluoride	ND	mg/L	0.10	1		06/03/22 05:28	16984-48-8	
Sulfate	**26.7**	mg/L	2.5	10		06/03/22 05:47	14808-79-8	
6010 MET ICP	Analytical Method: EPA 6010 Preparation Method: EPA 3010							
	Pace Analytical Services - Indianapolis							
Aluminum	ND	ug/L	200	1	05/27/22 14:13	05/30/22 02:12	7429-90-5	
Barium	**59.2**	ug/L	10.0	1	05/27/22 14:13	05/30/22 02:12	7440-39-3	
Boron	ND	ug/L	100	1	05/27/22 14:13	05/30/22 02:12	7440-42-8	
Cadmium	ND	ug/L	2.0	1	05/27/22 14:13	05/30/22 02:12	7440-43-9	
Calcium	**134000**	ug/L	1000	1	05/27/22 14:13	05/30/22 02:12	7440-70-2	
Chromium	ND	ug/L	10.0	1	05/27/22 14:13	05/30/22 02:12	7440-47-3	
Iron	ND	ug/L	100	1	05/27/22 14:13	05/30/22 02:12	7439-89-6	
Lead	ND	ug/L	10.0	1	05/27/22 14:13	05/30/22 02:12	7439-92-1	
Lithium	ND	ug/L	20.0	1	05/27/22 14:13	05/30/22 02:12	7439-93-2	
Magnesium	**33000**	ug/L	1000	1	05/27/22 14:13	05/30/22 02:12	7439-95-4	
Manganese	ND	ug/L	10.0	1	05/27/22 14:13	05/30/22 02:12	7439-96-5	
Molybdenum	ND	ug/L	10.0	1	05/27/22 14:13	05/30/22 02:12	7439-98-7	
Potassium	**3700**	ug/L	1000	1	05/27/22 14:13	05/30/22 02:12	7440-09-7	
Silica	**14300**	ug/L	450	1	05/27/22 14:13	05/30/22 02:12	7631-86-9	N2
Sodium	**33200**	ug/L	1000	1	05/27/22 14:13	05/30/22 02:12	7440-23-5	
6010 MET ICP, Dissolved	Analytical Method: EPA 6010 Preparation Method: EPA 3010							
	Pace Analytical Services - Indianapolis							
Manganese, Dissolved	ND	ug/L	10.0	1	05/31/22 09:25	06/04/22 00:09	7439-96-5	
Molybdenum, Dissolved	ND	ug/L	10.0	1	05/31/22 09:25	06/04/22 00:09	7439-98-7	
6020 MET ICPMS	Analytical Method: EPA 6020 Preparation Method: EPA 200.2							
	Pace Analytical Services - Indianapolis							
Antimony	ND	ug/L	1.0	1	05/24/22 15:55	05/25/22 16:44	7440-36-0	
Arsenic	ND	ug/L	1.0	1	05/24/22 15:55	05/25/22 16:44	7440-38-2	
Beryllium	ND	ug/L	0.20	1	05/24/22 15:55	05/25/22 16:44	7440-41-7	
Cobalt	ND	ug/L	1.0	1	05/24/22 15:55	05/25/22 16:44	7440-48-4	
Selenium	ND	ug/L	1.0	1	05/24/22 15:55	05/25/22 16:44	7782-49-2	
Thallium	ND	ug/L	1.0	1	05/24/22 15:55	05/25/22 16:44	7440-28-0	
7470 Mercury	Analytical Method: EPA 7470 Preparation Method: EPA 7470							
	Pace Analytical Services - Indianapolis							
Mercury	ND	ug/L	0.20	1	05/27/22 08:50	05/29/22 17:12	7439-97-6	
2320B Alkalinity	Analytical Method: SM 2320B							
	Pace Analytical Services - Indianapolis							
Alkalinity, Total as CaCO3	**431**	mg/L	2.0	1		05/27/22 14:29		
Alkalinity,Bicarbonate (CaCO3)	**431**	mg/L	2.0	1		05/27/22 14:29		
Alkalinity,Carbonate (CaCO3)	ND	mg/L	2.0	1		05/27/22 14:29		

REPORT OF LABORATORY ANALYSIS

This report shall not be reproduced, except in full,
without the written consent of Pace Analytical Services, LLC.

Pace Analytical Services, LLC
7726 Moller Road
Indianapolis, IN 46268
(317)228-3100

ANALYTICAL RESULTS

Project: Eagle Valley P1R3
Pace Project No.: 50317002

Sample: DUP-3 **Lab ID: 50317002004** Collected: 05/19/22 08:00 Received: 05/19/22 18:00 Matrix: Water

Parameters	Results	Units	Report Limit	DF	Prepared	Analyzed	CAS No.	Qual
2540C Total Dissolved Solids	Analytical Method: SM 2540C Pace Analytical Services - Indianapolis							
Total Dissolved Solids	**574**	mg/L	10.0	1		05/26/22 10:06		
4500H+ pH, Electrometric	Analytical Method: SM 4500-H+B Pace Analytical Services - Indianapolis							
pH at 25 Degrees C	**7.1**	Std. Units	0.10	1		05/24/22 12:22		H3
4500S2D Sulfide Water	Analytical Method: SM 4500-S2-D Pace Analytical Services - Indianapolis							
Sulfide	ND	mg/L	0.10	1		05/23/22 21:25	18496-25-8	
Iron, Ferrous	Analytical Method: HACH 8146 Pace Analytical Services - Indianapolis							
Iron, Ferrous	ND	mg/L	0.20	1		05/25/22 23:13	15438-31-0	H3,N2
353.2 Nitrogen, NO2/NO3 unpres	Analytical Method: EPA 353.2 Pace Analytical Services - Indianapolis							
Nitrogen, Nitrate	**5.2**	mg/L	0.20	2		05/20/22 14:07	14797-55-8	
Nitrogen, Nitrite	ND	mg/L	0.20	2		05/20/22 14:07	14797-65-0	
365.1 Total Phosphorus	Analytical Method: EPA 365.1 Preparation Method: EPA 365.1 Pace Analytical Services - Indianapolis							
Phosphate as P04	ND	mg/L	0.15	1	05/29/22 09:00	05/30/22 18:43		
5310C TOC	Analytical Method: SM 5310C Pace Analytical Services - Indianapolis							
Total Organic Carbon	ND	mg/L	1.0	1		06/02/22 00:28	7440-44-0	
5310C Dissolved Organic Carbon	Analytical Method: SM 5310C Pace Analytical Services - Indianapolis							
Dissolved Organic Carbon	**1.3**	mg/L	1.0	1		05/31/22 01:39		

REPORT OF LABORATORY ANALYSIS

This report shall not be reproduced, except in full,
without the written consent of Pace Analytical Services, LLC.

Pace Analytical Services, LLC
7726 Moller Road
Indianapolis, IN 46268
(317)228-3100

QUALITY CONTROL DATA

Project: Eagle Valley P1R3
Pace Project No.: 50317002

QC Batch: 679243
QC Batch Method: EPA 9056
Analysis Method: EPA 9056
Analysis Description: 9056 IC Anions
Laboratory: Pace Analytical Services - Indianapolis
Associated Lab Samples: 50317002001, 50317002002, 50317002003, 50317002004

METHOD BLANK: 3126863 Matrix: Water
Associated Lab Samples: 50317002001, 50317002002, 50317002003, 50317002004

Parameter	Units	Blank Result	Reporting Limit	Analyzed	Qualifiers
Chloride	mg/L	ND	0.25	06/02/22 19:30	
Fluoride	mg/L	ND	0.10	06/02/22 19:30	
Sulfate	mg/L	ND	0.25	06/02/22 19:30	

LABORATORY CONTROL SAMPLE: 3126864

Parameter	Units	Spike Conc.	LCS Result	LCS % Rec	% Rec Limits	Qualifiers
Chloride	mg/L	1.2	1.3	100	80-120	
Fluoride	mg/L	0.5	0.49	97	80-120	
Sulfate	mg/L	2.5	2.6	103	80-120	

MATRIX SPIKE & MATRIX SPIKE DUPLICATE: 3126865 3126866

Parameter	Units	50317002002 Result	MS Spike Conc.	MSD Spike Conc.	MS Result	MSD Result	MS % Rec	MSD % Rec	% Rec Limits	RPD	Max RPD	Qual
Chloride	mg/L	62.2	12.5	12.5	75.4	75.3	106	105	80-120	0	15	
Fluoride	mg/L	ND	0.5	0.5	0.56	0.55	96	96	80-120	0	15	
Sulfate	mg/L	27.0	25	25	50.7	50.7	95	95	80-120	0	15	

Results presented on this page are in the units indicated by the "Units" column except where an alternate unit is presented to the right of the result.

REPORT OF LABORATORY ANALYSIS

This report shall not be reproduced, except in full,
without the written consent of Pace Analytical Services, LLC.

Pace Analytical Services, LLC
7726 Moller Road
Indianapolis, IN 46268
(317)228-3100

QUALITY CONTROL DATA

Project: Eagle Valley P1R3
Pace Project No.: 50317002

QC Batch: 678431
QC Batch Method: EPA 7470
Analysis Method: EPA 7470
Analysis Description: 7470 Mercury
Laboratory: Pace Analytical Services - Indianapolis
Associated Lab Samples: 50317002001, 50317002002, 50317002003, 50317002004

METHOD BLANK: 3123314 Matrix: Water
Associated Lab Samples: 50317002001, 50317002002, 50317002003, 50317002004

Parameter	Units	Blank Result	Reporting Limit	Analyzed	Qualifiers
Mercury	ug/L	ND	0.20	05/29/22 16:38	

LABORATORY CONTROL SAMPLE: 3123315

Parameter	Units	Spike Conc.	LCS Result	LCS % Rec	% Rec Limits	Qualifiers
Mercury	ug/L	5	5.8	117	80-120	

MATRIX SPIKE & MATRIX SPIKE DUPLICATE: 3123316 3123317

Parameter	Units	50317002002 Result	MS Spike Conc.	MSD Spike Conc.	MS Result	MSD Result	MS % Rec	MSD % Rec	% Rec Limits	RPD	Max RPD	Qual
Mercury	ug/L	ND	5	5	5.2	5.2	104	103	75-125	1	20	

Results presented on this page are in the units indicated by the "Units" column except where an alternate unit is presented to the right of the result.

REPORT OF LABORATORY ANALYSIS

This report shall not be reproduced, except in full,
without the written consent of Pace Analytical Services, LLC.

Pace Analytical Services, LLC
7726 Moller Road
Indianapolis, IN 46268
(317)228-3100

QUALITY CONTROL DATA

Project: Eagle Valley P1R3
Pace Project No.: 50317002

QC Batch: 678684
QC Batch Method: EPA 3010
Analysis Method: EPA 6010
Analysis Description: 6010 MET
Laboratory: Pace Analytical Services - Indianapolis
Associated Lab Samples: 50317002001, 50317002002, 50317002003, 50317002004

METHOD BLANK: 3124601 Matrix: Water
Associated Lab Samples: 50317002001, 50317002002, 50317002003, 50317002004

Parameter	Units	Blank Result	Reporting Limit	Analyzed	Qualifiers
Aluminum	ug/L	ND	200	05/30/22 02:02	
Barium	ug/L	ND	10.0	05/30/22 02:02	
Boron	ug/L	ND	100	05/30/22 02:02	
Cadmium	ug/L	ND	2.0	05/30/22 02:02	
Calcium	ug/L	ND	1000	05/30/22 02:02	
Chromium	ug/L	ND	10.0	05/30/22 02:02	
Iron	ug/L	ND	100	05/30/22 02:02	
Lead	ug/L	ND	10.0	05/30/22 02:02	
Lithium	ug/L	ND	20.0	05/30/22 02:02	
Magnesium	ug/L	ND	1000	05/30/22 02:02	
Manganese	ug/L	ND	10.0	05/30/22 02:02	
Molybdenum	ug/L	ND	10.0	05/30/22 02:02	
Potassium	ug/L	ND	1000	05/30/22 02:02	
Silica	ug/L	ND	450	05/30/22 02:02	N2
Sodium	ug/L	ND	1000	05/30/22 02:02	

LABORATORY CONTROL SAMPLE: 3124602

Parameter	Units	Spike Conc.	LCS Result	LCS % Rec	% Rec Limits	Qualifiers
Aluminum	ug/L	10000	9120	91	80-120	
Barium	ug/L	1000	951	95	80-120	
Boron	ug/L	1000	924	92	80-120	
Cadmium	ug/L	1000	983	98	80-120	
Calcium	ug/L	10000	9750	97	80-120	
Chromium	ug/L	1000	977	98	80-120	
Iron	ug/L	10000	9160	92	80-120	
Lead	ug/L	1000	946	95	80-120	
Lithium	ug/L	1000	1000	100	80-120	
Magnesium	ug/L	10000	9300	93	80-120	
Manganese	ug/L	1000	956	96	80-120	
Molybdenum	ug/L	1000	993	99	80-120	
Potassium	ug/L	10000	9460	95	80-120	
Silica	ug/L	10700	9800	92	80-120	N2
Sodium	ug/L	10000	9540	95	80-120	

Results presented on this page are in the units indicated by the "Units" column except where an alternate unit is presented to the right of the result.

REPORT OF LABORATORY ANALYSIS

This report shall not be reproduced, except in full,
without the written consent of Pace Analytical Services, LLC.

Pace Analytical Services, LLC
7726 Moller Road
Indianapolis, IN 46268
(317)228-3100

QUALITY CONTROL DATA

Project: Eagle Valley P1R3
Pace Project No.: 50317002

MATRIX SPIKE & MATRIX SPIKE DUPLICATE: 3124603 3124604

Parameter	Units	50317002002 Result	MS Spike Conc.	MSD Spike Conc.	MS Result	MSD Result	MS % Rec	MSD % Rec	% Rec Limits	RPD	Max RPD	Qual
Aluminum	ug/L	ND	10000	10000	9430	9580	94	96	75-125	2	20	
Barium	ug/L	44.0	1000	1000	1030	1030	98	99	75-125	0	20	
Boron	ug/L	ND	1000	1000	1030	1050	97	99	75-125	2	20	
Cadmium	ug/L	ND	1000	1000	1040	1040	103	104	75-125	1	20	
Calcium	ug/L	105000	10000	10000	110000	112000	44	70	75-125	2	20	P6
Chromium	ug/L	ND	1000	1000	980	996	98	99	75-125	2	20	
Iron	ug/L	ND	10000	10000	9370	9540	93	95	75-125	2	20	
Lead	ug/L	ND	1000	1000	956	963	96	96	75-125	1	20	
Lithium	ug/L	ND	1000	1000	1070	1070	106	106	75-125	0	20	
Magnesium	ug/L	32900	10000	10000	41000	42000	81	92	75-125	2	20	
Manganese	ug/L	ND	1000	1000	972	990	97	99	75-125	2	20	
Molybdenum	ug/L	ND	1000	1000	1040	1040	104	104	75-125	1	20	
Potassium	ug/L	1940	10000	10000	11800	11800	98	99	75-125	1	20	
Silica	ug/L	18200	10700	10700	27600	28300	89	94	75-125	2	20	N2
Sodium	ug/L	20100	10000	10000	29300	29700	92	96	75-125	1	20	

Results presented on this page are in the units indicated by the "Units" column except where an alternate unit is presented to the right of the result.

REPORT OF LABORATORY ANALYSIS

This report shall not be reproduced, except in full,
without the written consent of Pace Analytical Services, LLC.

Pace Analytical Services, LLC
7726 Moller Road
Indianapolis, IN 46268
(317)228-3100

QUALITY CONTROL DATA

Project: Eagle Valley P1R3
Pace Project No.: 50317002

QC Batch: 678675
QC Batch Method: EPA 3010
Analysis Method: EPA 6010
Analysis Description: 6010 MET Dissolved
Laboratory: Pace Analytical Services - Indianapolis
Associated Lab Samples: 50317002001, 50317002002, 50317002003, 50317002004

METHOD BLANK: 3124555 Matrix: Water
Associated Lab Samples: 50317002001, 50317002002, 50317002003, 50317002004

Parameter	Units	Blank Result	Reporting Limit	Analyzed	Qualifiers
Manganese, Dissolved	ug/L	ND	10.0	06/03/22 21:59	
Molybdenum, Dissolved	ug/L	ND	10.0	06/03/22 21:59	

LABORATORY CONTROL SAMPLE: 3124556

Parameter	Units	Spike Conc.	LCS Result	LCS % Rec	% Rec Limits	Qualifiers
Manganese, Dissolved	ug/L	1000	920	92	80-120	
Molybdenum, Dissolved	ug/L	1000	988	99	80-120	

MATRIX SPIKE & MATRIX SPIKE DUPLICATE: 3124557 3124558

Parameter	Units	50317002002 Result	MS Spike Conc.	MSD Spike Conc.	MS Result	MSD Result	MS % Rec	MSD % Rec	% Rec Limits	RPD	Max RPD	Qual
Manganese, Dissolved	ug/L	ND	1000	1000	918	906	92	91	75-125	1	20	
Molybdenum, Dissolved	ug/L	ND	1000	1000	986	996	99	100	75-125	1	20	

MATRIX SPIKE & MATRIX SPIKE DUPLICATE: 3124559 3124560

Parameter	Units	50317246004 Result	MS Spike Conc.	MSD Spike Conc.	MS Result	MSD Result	MS % Rec	MSD % Rec	% Rec Limits	RPD	Max RPD	Qual
Manganese, Dissolved	ug/L	4340	1000	1000	5090	5190	76	86	75-125	2	20	
Molybdenum, Dissolved	ug/L	ND	1000	1000	977	1000	98	100	75-125	2	20	

Results presented on this page are in the units indicated by the "Units" column except where an alternate unit is presented to the right of the result.

REPORT OF LABORATORY ANALYSIS

This report shall not be reproduced, except in full,
without the written consent of Pace Analytical Services, LLC.

Pace Analytical Services, LLC
7726 Moller Road
Indianapolis, IN 46268
(317)228-3100

QUALITY CONTROL DATA

Project: Eagle Valley P1R3
Pace Project No.: 50317002

QC Batch: 677973
QC Batch Method: EPA 200.2
Analysis Method: EPA 6020
Analysis Description: 6020 MET
Laboratory: Pace Analytical Services - Indianapolis
Associated Lab Samples: 50317002001, 50317002002, 50317002003, 50317002004

METHOD BLANK: 3121523 Matrix: Water
Associated Lab Samples: 50317002001, 50317002002, 50317002003, 50317002004

Parameter	Units	Blank Result	Reporting Limit	Analyzed	Qualifiers
Antimony	ug/L	ND	1.0	05/25/22 16:01	
Arsenic	ug/L	ND	1.0	05/25/22 16:01	
Beryllium	ug/L	ND	0.20	05/25/22 16:01	
Cobalt	ug/L	ND	1.0	05/25/22 16:01	
Selenium	ug/L	ND	1.0	05/25/22 16:01	
Thallium	ug/L	ND	1.0	05/25/22 16:01	

LABORATORY CONTROL SAMPLE: 3121524

Parameter	Units	Spike Conc.	LCS Result	LCS % Rec	% Rec Limits	Qualifiers
Antimony	ug/L	40	41.2	103	80-120	
Arsenic	ug/L	40	39.3	98	80-120	
Beryllium	ug/L	40	37.8	95	80-120	
Cobalt	ug/L	40	39.5	99	80-120	
Selenium	ug/L	40	40.0	100	80-120	
Thallium	ug/L	40	40.7	102	80-120	

MATRIX SPIKE & MATRIX SPIKE DUPLICATE: 3121525 3121526

Parameter	Units	50317002002 Result	MS Spike Conc.	MSD Spike Conc.	MS Result	MSD Result	MS % Rec	MSD % Rec	% Rec Limits	RPD	Max RPD	Qual
Antimony	ug/L	ND	40	40	41.8	40.8	104	102	75-125	2	20	
Arsenic	ug/L	ND	40	40	38.9	38.2	97	95	75-125	2	20	
Beryllium	ug/L	ND	40	40	38.5	37.2	96	93	75-125	4	20	
Cobalt	ug/L	ND	40	40	37.0	36.4	92	91	75-125	2	20	
Selenium	ug/L	ND	40	40	39.4	37.6	98	93	75-125	4	20	
Thallium	ug/L	ND	40	40	41.3	40.4	103	101	75-125	2	20	

Results presented on this page are in the units indicated by the "Units" column except where an alternate unit is presented to the right of the result.

REPORT OF LABORATORY ANALYSIS

This report shall not be reproduced, except in full,
without the written consent of Pace Analytical Services, LLC.

Pace Analytical Services, LLC
7726 Moller Road
Indianapolis, IN 46268
(317)228-3100

QUALITY CONTROL DATA

Project: Eagle Valley P1R3
Pace Project No.: 50317002

QC Batch: 678551 | Analysis Method: SM 2320B
QC Batch Method: SM 2320B | Analysis Description: 2320B Alkalinity
Laboratory: Pace Analytical Services - Indianapolis
Associated Lab Samples: 50317002001, 50317002002, 50317002003, 50317002004

METHOD BLANK: 3123796 Matrix: Water
Associated Lab Samples: 50317002001, 50317002002, 50317002003, 50317002004

Parameter	Units	Blank Result	Reporting Limit	Analyzed	Qualifiers
Alkalinity, Total as CaCO3	mg/L	ND	2.0	05/27/22 14:29	
Alkalinity,Bicarbonate (CaCO3)	mg/L	ND	2.0	05/27/22 14:29	
Alkalinity,Carbonate (CaCO3)	mg/L	ND	2.0	05/27/22 14:29	

LABORATORY CONTROL SAMPLE: 3123797

Parameter	Units	Spike Conc.	LCS Result	LCS % Rec	% Rec Limits	Qualifiers
Alkalinity, Total as CaCO3	mg/L	50	48.7	97	90-110	

SAMPLE DUPLICATE: 3123798

Parameter	Units	50316965002 Result	Dup Result	RPD	Max RPD	Qualifiers
Alkalinity, Total as CaCO3	mg/L	119	114	5	20	
Alkalinity,Bicarbonate (CaCO3)	mg/L	119	114	5	20	
Alkalinity,Carbonate (CaCO3)	mg/L	ND	ND		20	

SAMPLE DUPLICATE: 3123799

Parameter	Units	50317002002 Result	Dup Result	RPD	Max RPD	Qualifiers
Alkalinity, Total as CaCO3	mg/L	315	320	2	20	
Alkalinity,Bicarbonate (CaCO3)	mg/L	315	320	2	20	
Alkalinity,Carbonate (CaCO3)	mg/L	ND	ND		20	

SAMPLE DUPLICATE: 3123800

Parameter	Units	50317015002 Result	Dup Result	RPD	Max RPD	Qualifiers
Alkalinity, Total as CaCO3	mg/L	281	286	2	20	
Alkalinity,Bicarbonate (CaCO3)	mg/L	281	286	2	20	
Alkalinity,Carbonate (CaCO3)	mg/L	ND	ND		20	

Results presented on this page are in the units indicated by the "Units" column except where an alternate unit is presented to the right of the result.

REPORT OF LABORATORY ANALYSIS

This report shall not be reproduced, except in full,
without the written consent of Pace Analytical Services, LLC.

Pace Analytical Services, LLC
7726 Moller Road
Indianapolis, IN 46268
(317)228-3100

QUALITY CONTROL DATA

Project: Eagle Valley P1R3
Pace Project No.: 50317002

QC Batch: 678483 | Analysis Method: SM 2540C
QC Batch Method: SM 2540C | Analysis Description: 2540C Total Dissolved Solids
Laboratory: Pace Analytical Services - Indianapolis
Associated Lab Samples: 50317002001, 50317002002, 50317002003, 50317002004

METHOD BLANK: 3123515 Matrix: Water
Associated Lab Samples: 50317002001, 50317002002, 50317002003, 50317002004

Parameter	Units	Blank Result	Reporting Limit	Analyzed	Qualifiers
Total Dissolved Solids	mg/L	ND	10.0	05/26/22 10:01	

LABORATORY CONTROL SAMPLE: 3123516

Parameter	Units	Spike Conc.	LCS Result	LCS % Rec	% Rec Limits	Qualifiers
Total Dissolved Solids	mg/L	300	288	96	80-120	

SAMPLE DUPLICATE: 3123517

Parameter	Units	50316965007 Result	Dup Result	RPD	Max RPD	Qualifiers
Total Dissolved Solids	mg/L	358	384	7	10	

SAMPLE DUPLICATE: 3123518

Parameter	Units	50317002002 Result	Dup Result	RPD	Max RPD	Qualifiers
Total Dissolved Solids	mg/L	461	464	1	10	

Results presented on this page are in the units indicated by the "Units" column except where an alternate unit is presented to the right of the result.

REPORT OF LABORATORY ANALYSIS

This report shall not be reproduced, except in full,
without the written consent of Pace Analytical Services, LLC.

Pace Analytical Services, LLC
7726 Moller Road
Indianapolis, IN 46268
(317)228-3100

QUALITY CONTROL DATA

Project: Eagle Valley P1R3
Pace Project No.: 50317002

QC Batch: 678007
QC Batch Method: SM 4500-H+B
Analysis Method: SM 4500-H+B
Analysis Description: 4500H+B pH
Laboratory: Pace Analytical Services - Indianapolis
Associated Lab Samples: 50317002001, 50317002002, 50317002003, 50317002004

SAMPLE DUPLICATE: 3121650

Parameter	Units	50317215001 Result	Dup Result	RPD	Max RPD	Qualifiers
pH at 25 Degrees C	Std. Units	7.5	7.5	1	2	H3

SAMPLE DUPLICATE: 3121651

Parameter	Units	50317002002 Result	Dup Result	RPD	Max RPD	Qualifiers
pH at 25 Degrees C	Std. Units	7.4	7.4	0	2	H3

Results presented on this page are in the units indicated by the "Units" column except where an alternate unit is presented to the right of the result.

REPORT OF LABORATORY ANALYSIS

This report shall not be reproduced, except in full,
without the written consent of Pace Analytical Services, LLC.

Pace Analytical Services, LLC
7726 Moller Road
Indianapolis, IN 46268
(317)228-3100

QUALITY CONTROL DATA

Project: Eagle Valley P1R3
Pace Project No.: 50317002

QC Batch: 677857
QC Batch Method: SM 4500-S2-D
Analysis Method: SM 4500-S2-D
Analysis Description: 4500S2D Sulfide Water
Laboratory: Pace Analytical Services - Indianapolis
Associated Lab Samples: 50317002001, 50317002002, 50317002003, 50317002004

METHOD BLANK: 3121062 Matrix: Water
Associated Lab Samples: 50317002001, 50317002002, 50317002003, 50317002004

Parameter	Units	Blank Result	Reporting Limit	Analyzed	Qualifiers
Sulfide	mg/L	ND	0.10	05/23/22 21:25	

LABORATORY CONTROL SAMPLE: 3121063

Parameter	Units	Spike Conc.	LCS Result	LCS % Rec	% Rec Limits	Qualifiers
Sulfide	mg/L	0.5	0.49	98	90-110	

MATRIX SPIKE & MATRIX SPIKE DUPLICATE: 3121064 3121065

Parameter	Units	50317002002 Result	MS Spike Conc.	MSD Spike Conc.	MS Result	MSD Result	MS % Rec	MSD % Rec	% Rec Limits	RPD	Max RPD	Qual
Sulfide	mg/L	ND	0.5	0.5	0.41	0.41	81	81	90-110	0	20	M3

MATRIX SPIKE SAMPLE: 3121066

Parameter	Units	50316969001 Result	Spike Conc.	MS Result	MS % Rec	% Rec Limits	Qualifiers
Sulfide	mg/L	0.22J	0.5	0.63	82	90-110	M0

Results presented on this page are in the units indicated by the "Units" column except where an alternate unit is presented to the right of the result.

REPORT OF LABORATORY ANALYSIS

This report shall not be reproduced, except in full,
without the written consent of Pace Analytical Services, LLC.

Pace Analytical Services, LLC
7726 Moller Road
Indianapolis, IN 46268
(317)228-3100

QUALITY CONTROL DATA

Project: Eagle Valley P1R3
Pace Project No.: 50317002

QC Batch: 678400
QC Batch Method: HACH 8146
Analysis Method: HACH 8146
Analysis Description: Iron, Ferrous
Laboratory: Pace Analytical Services - Indianapolis
Associated Lab Samples: 50317002001, 50317002002, 50317002003, 50317002004

METHOD BLANK: 3123122 Matrix: Water
Associated Lab Samples: 50317002001, 50317002002, 50317002003, 50317002004

Parameter	Units	Blank Result	Reporting Limit	Analyzed	Qualifiers
Iron, Ferrous	mg/L	ND	0.20	05/25/22 23:08	H3,N2

LABORATORY CONTROL SAMPLE: 3123123

Parameter	Units	Spike Conc.	LCS Result	LCS % Rec	% Rec Limits	Qualifiers
Iron, Ferrous	mg/L	1	0.99	99	90-110	H3,N2

MATRIX SPIKE & MATRIX SPIKE DUPLICATE: 3123124 3123125

Parameter	Units	50316700001 Result	MS Spike Conc.	MSD Spike Conc.	MS Result	MSD Result	MS % Rec	MSD % Rec	% Rec Limits	RPD	Max RPD	Qual
Iron, Ferrous	mg/L	ND	1	1	0.99	1.0	99	100	90-110	1	20	H3,N2

MATRIX SPIKE & MATRIX SPIKE DUPLICATE: 3123126 3123127

Parameter	Units	50317002002 Result	MS Spike Conc.	MSD Spike Conc.	MS Result	MSD Result	MS % Rec	MSD % Rec	% Rec Limits	RPD	Max RPD	Qual
Iron, Ferrous	mg/L	ND	1	1	0.98	1.0	98	100	90-110	2	20	H3,N2

Results presented on this page are in the units indicated by the "Units" column except where an alternate unit is presented to the right of the result.

REPORT OF LABORATORY ANALYSIS

This report shall not be reproduced, except in full,
without the written consent of Pace Analytical Services, LLC.

Pace Analytical Services, LLC
7726 Moller Road
Indianapolis, IN 46268
(317)228-3100

QUALITY CONTROL DATA

Project: Eagle Valley P1R3
Pace Project No.: 50317002

QC Batch: 677375
QC Batch Method: EPA 353.2
Analysis Method: EPA 353.2
Analysis Description: 353.2 Nitrate + Nitrite, Unpres.
Laboratory: Pace Analytical Services - Indianapolis
Associated Lab Samples: 50317002004

METHOD BLANK: 3118879 Matrix: Water
Associated Lab Samples: 50317002004

Parameter	Units	Blank Result	Reporting Limit	Analyzed	Qualifiers
Nitrogen, Nitrate	mg/L	ND	0.10	05/20/22 12:02	
Nitrogen, Nitrite	mg/L	ND	0.10	05/20/22 12:02	

LABORATORY CONTROL SAMPLE: 3118880

Parameter	Units	Spike Conc.	LCS Result	LCS % Rec	% Rec Limits	Qualifiers
Nitrogen, Nitrate	mg/L	1	0.98	98	90-110	
Nitrogen, Nitrite	mg/L	1	0.98	98	90-110	

MATRIX SPIKE & MATRIX SPIKE DUPLICATE: 3118881 3118882

Parameter	Units	50317015002 Result	MS Spike Conc.	MSD Spike Conc.	MS Result	MSD Result	MS % Rec	MSD % Rec	% Rec Limits	RPD	Max RPD	Qual
Nitrogen, Nitrate	mg/L	ND	1	1	1.0	1.0	97	97	90-110	0	20	
Nitrogen, Nitrite	mg/L	ND	1	1	0.98	0.98	97	97	90-110	0	20	

MATRIX SPIKE & MATRIX SPIKE DUPLICATE: 3118883 3118884

Parameter	Units	50317024003 Result	MS Spike Conc.	MSD Spike Conc.	MS Result	MSD Result	MS % Rec	MSD % Rec	% Rec Limits	RPD	Max RPD	Qual
Nitrogen, Nitrate	mg/L	0.95	1	1	1.9	1.9	98	99	90-110	0	20	
Nitrogen, Nitrite	mg/L	ND	1	1	0.99	0.99	99	98	90-110	1	20	

Results presented on this page are in the units indicated by the "Units" column except where an alternate unit is presented to the right of the result.

REPORT OF LABORATORY ANALYSIS

This report shall not be reproduced, except in full,
without the written consent of Pace Analytical Services, LLC.

Pace Analytical Services, LLC
7726 Moller Road
Indianapolis, IN 46268
(317)228-3100

QUALITY CONTROL DATA

Project: Eagle Valley P1R3
Pace Project No.: 50317002

QC Batch: 677377
QC Batch Method: EPA 353.2
Analysis Method: EPA 353.2
Analysis Description: 353.2 Nitrate + Nitrite, Unpres.
Laboratory: Pace Analytical Services - Indianapolis
Associated Lab Samples: 50317002001

METHOD BLANK: 3118889 Matrix: Water
Associated Lab Samples: 50317002001

Parameter	Units	Blank Result	Reporting Limit	Analyzed	Qualifiers
Nitrogen, Nitrate	mg/L	ND	0.10	05/20/22 12:58	
Nitrogen, Nitrite	mg/L	ND	0.10	05/20/22 12:58	

LABORATORY CONTROL SAMPLE: 3118890

Parameter	Units	Spike Conc.	LCS Result	LCS % Rec	% Rec Limits	Qualifiers
Nitrogen, Nitrate	mg/L	1	0.96	96	90-110	
Nitrogen, Nitrite	mg/L	1	0.99	99	90-110	

MATRIX SPIKE & MATRIX SPIKE DUPLICATE: 3118891 3118892

Parameter	Units	50317017011 Result	MS Spike Conc.	MSD Spike Conc.	MS Result	MSD Result	MS % Rec	MSD % Rec	% Rec Limits	RPD	Max RPD	Qual
Nitrogen, Nitrate	mg/L	ND	1	1	0.90	0.91	89	90	90-110	1	20	
Nitrogen, Nitrite	mg/L	ND	1	1	0.94	0.94	94	94	90-110	0	20	

MATRIX SPIKE SAMPLE: 3118893

Parameter	Units	50317017006 Result	Spike Conc.	MS Result	MS % Rec	% Rec Limits	Qualifiers
Nitrogen, Nitrate	mg/L	ND	1	0.98	97	90-110	
Nitrogen, Nitrite	mg/L	ND	1	0.97	97	90-110	

Results presented on this page are in the units indicated by the "Units" column except where an alternate unit is presented to the right of the result.

REPORT OF LABORATORY ANALYSIS

This report shall not be reproduced, except in full,
without the written consent of Pace Analytical Services, LLC.

Pace Analytical Services, LLC
7726 Moller Road
Indianapolis, IN 46268
(317)228-3100

QUALITY CONTROL DATA

Project: Eagle Valley P1R3
Pace Project No.: 50317002

QC Batch: 677393
QC Batch Method: EPA 353.2
Analysis Method: EPA 353.2
Analysis Description: 353.2 Nitrate + Nitrite, Unpres.
Laboratory: Pace Analytical Services - Indianapolis
Associated Lab Samples: 50317002002, 50317002003

METHOD BLANK: 3119051 Matrix: Water
Associated Lab Samples: 50317002002, 50317002003

Parameter	Units	Blank Result	Reporting Limit	Analyzed	Qualifiers
Nitrogen, Nitrate	mg/L	ND	0.10	05/20/22 13:56	
Nitrogen, Nitrite	mg/L	ND	0.10	05/20/22 13:56	

LABORATORY CONTROL SAMPLE: 3119052

Parameter	Units	Spike Conc.	LCS Result	LCS % Rec	% Rec Limits	Qualifiers
Nitrogen, Nitrate	mg/L	1	0.95	95	90-110	
Nitrogen, Nitrite	mg/L	1	0.99	99	90-110	

MATRIX SPIKE & MATRIX SPIKE DUPLICATE: 3119053 3119054

Parameter	Units	50317002002 Result	MS Spike Conc.	MSD Spike Conc.	MS Result	MSD Result	MS % Rec	MSD % Rec	% Rec Limits	RPD	Max RPD	Qual
Nitrogen, Nitrate	mg/L	1.8	1	1	2.7	2.7	95	96	90-110	0	20	
Nitrogen, Nitrite	mg/L	ND	1	1	0.99	0.98	99	98	90-110	1	20	

Results presented on this page are in the units indicated by the "Units" column except where an alternate unit is presented to the right of the result.

REPORT OF LABORATORY ANALYSIS

This report shall not be reproduced, except in full,
without the written consent of Pace Analytical Services, LLC.

Pace Analytical Services, LLC
7726 Moller Road
Indianapolis, IN 46268
(317)228-3100

QUALITY CONTROL DATA

Project: Eagle Valley P1R3
Pace Project No.: 50317002

QC Batch: 679001 | Analysis Method: EPA 365.1
QC Batch Method: EPA 365.1 | Analysis Description: 365.1 Total Phosphorus
Laboratory: Pace Analytical Services - Indianapolis
Associated Lab Samples: 50317002001, 50317002002, 50317002003, 50317002004

METHOD BLANK: 3126281 Matrix: Water
Associated Lab Samples: 50317002001, 50317002002, 50317002003, 50317002004

Parameter	Units	Blank Result	Reporting Limit	Analyzed	Qualifiers
Phosphate as P04	mg/L	ND	0.15	05/30/22 18:31	

LABORATORY CONTROL SAMPLE: 3126282

Parameter	Units	Spike Conc.	LCS Result	LCS % Rec	% Rec Limits	Qualifiers
Phosphate as P04	mg/L		1.4			

MATRIX SPIKE SAMPLE: 3126283

Parameter	Units	50316969006 Result	Spike Conc.	MS Result	MS % Rec	% Rec Limits	Qualifiers
Phosphate as P04	mg/L	1.5		2.9			

MATRIX SPIKE & MATRIX SPIKE DUPLICATE: 3126284 3126285

Parameter	Units	50317002002 Result	MS Spike Conc.	MSD Spike Conc.	MS Result	MSD Result	MS % Rec	MSD % Rec	% Rec Limits	RPD	Max RPD	Qual
Phosphate as P04	mg/L	ND			1.4	1.4				3		

Results presented on this page are in the units indicated by the "Units" column except where an alternate unit is presented to the right of the result.

REPORT OF LABORATORY ANALYSIS

This report shall not be reproduced, except in full,
without the written consent of Pace Analytical Services, LLC.

Pace Analytical Services, LLC
7726 Moller Road
Indianapolis, IN 46268
(317)228-3100

QUALITY CONTROL DATA

Project: Eagle Valley P1R3
Pace Project No.: 50317002

QC Batch: 679362 | Analysis Method: SM 5310C
QC Batch Method: SM 5310C | Analysis Description: 5310C Total Organic Carbon
Laboratory: Pace Analytical Services - Indianapolis
Associated Lab Samples: 50317002001, 50317002002, 50317002003, 50317002004

METHOD BLANK: 3127210 Matrix: Water
Associated Lab Samples: 50317002001, 50317002002, 50317002003, 50317002004

Parameter	Units	Blank Result	Reporting Limit	Analyzed	Qualifiers
Total Organic Carbon	mg/L	ND	1.0	06/01/22 19:25	

LABORATORY CONTROL SAMPLE: 3127211

Parameter	Units	Spike Conc.	LCS Result	LCS % Rec	% Rec Limits	Qualifiers
Total Organic Carbon	mg/L	10	10.1	101	90-110	

MATRIX SPIKE SAMPLE: 3127213

Parameter	Units	50317040001 Result	Spike Conc.	MS Result	MS % Rec	% Rec Limits	Qualifiers
Total Organic Carbon	mg/L	ND	40	36.1	90	80-120	

MATRIX SPIKE & MATRIX SPIKE DUPLICATE: 3127223 3127224

Parameter	Units	50317002002 Result	MS Spike Conc.	MSD Spike Conc.	MS Result	MSD Result	MS % Rec	MSD % Rec	% Rec Limits	RPD	Max RPD	Qual
Total Organic Carbon	mg/L	ND	10	10	10.4	10.5	99	100	80-120	1	20	

Results presented on this page are in the units indicated by the "Units" column except where an alternate unit is presented to the right of the result.

REPORT OF LABORATORY ANALYSIS

This report shall not be reproduced, except in full,
without the written consent of Pace Analytical Services, LLC.

Pace Analytical Services, LLC
7726 Moller Road
Indianapolis, IN 46268
(317)228-3100

QUALITY CONTROL DATA

Project: Eagle Valley P1R3
Pace Project No.: 50317002

QC Batch: 679031
QC Batch Method: SM 5310C
Analysis Method: SM 5310C
Analysis Description: 5310C Dissolved Organic Carbon
Laboratory: Pace Analytical Services - Indianapolis
Associated Lab Samples: 50317002001, 50317002002, 50317002003, 50317002004

METHOD BLANK: 3126342 Matrix: Water
Associated Lab Samples: 50317002001, 50317002002, 50317002003, 50317002004

Parameter	Units	Blank Result	Reporting Limit	Analyzed	Qualifiers
Dissolved Organic Carbon	mg/L	ND	1.0	05/30/22 20:16	

LABORATORY CONTROL SAMPLE: 3126343

Parameter	Units	Spike Conc.	LCS Result	LCS % Rec	% Rec Limits	Qualifiers
Dissolved Organic Carbon	mg/L	10	9.8	98	90-110	

MATRIX SPIKE & MATRIX SPIKE DUPLICATE: 3126344 3126345

Parameter	Units	50317002002 Result	MS Spike Conc.	MSD Spike Conc.	MS Result	MSD Result	MS % Rec	MSD % Rec	% Rec Limits	RPD	Max RPD	Qual
Dissolved Organic Carbon	mg/L	ND	10	10	11.0	11.1	102	102	80-120	0	20	

MATRIX SPIKE SAMPLE: 3126346

Parameter	Units	50317169009 Result	Spike Conc.	MS Result	MS % Rec	% Rec Limits	Qualifiers
Dissolved Organic Carbon	mg/L	21.4	40	60.0	97	80-120	

Results presented on this page are in the units indicated by the "Units" column except where an alternate unit is presented to the right of the result.

REPORT OF LABORATORY ANALYSIS

This report shall not be reproduced, except in full,
without the written consent of Pace Analytical Services, LLC.

Pace Analytical Services, LLC
7726 Moller Road
Indianapolis, IN 46268
(317)228-3100

ANALYTICAL RESULTS - RADIOCHEMISTRY

Project: Eagle Valley P1R3
Pace Project No.: 50317002

Sample: MW-13S **Lab ID: 50317002001** Collected: 05/19/22 14:00 Received: 05/19/22 18:00 Matrix: Water
PWS: Site ID: Sample Type:

Parameters	Method	Act ± Unc (MDC) Carr Trac	Units	Analyzed	CAS No.	Qual
	Pace Analytical Services - Greensburg					
Radium-226	EPA 903.1	**0.144 ± 0.410 (0.761) C:NA T:91%**	pCi/L	07/06/22 15:09	13982-63-3	
	Pace Analytical Services - Greensburg					
Radium-228	EPA 904.0	**0.598 ± 0.613 (1.27) C:72% T:91%**	pCi/L	06/27/22 17:39	15262-20-1	
	Pace Analytical Services - Greensburg					
Total Radium	Total Radium Calculation	**0.742 ± 1.02 (2.03)**	pCi/L	07/07/22 17:03	7440-14-4	

This report shall not be reproduced, except in full,
without the written consent of Pace Analytical Services, LLC.

Pace Analytical Services, LLC
7726 Moller Road
Indianapolis, IN 46268
(317)228-3100

ANALYTICAL RESULTS - RADIOCHEMISTRY

Project: Eagle Valley P1R3
Pace Project No.: 50317002

Sample: MW-13I **Lab ID: 50317002002** Collected: 05/19/22 15:10 Received: 05/19/22 18:00 Matrix: Water
PWS: Site ID: Sample Type:

Parameters	Method	Act ± Unc (MDC) Carr Trac	Units	Analyzed	CAS No.	Qual
	Pace Analytical Services - Greensburg					
Radium-226	EPA 903.1	**0.246 ± 0.284 (0.462) C:NA T:93%**	pCi/L	07/06/22 15:09	13982-63-3	
	Pace Analytical Services - Greensburg					
Radium-228	EPA 904.0	**1.03 ± 0.594 (1.09) C:78% T:93%**	pCi/L	06/27/22 17:39	15262-20-1	
	Pace Analytical Services - Greensburg					
Total Radium	Total Radium Calculation	**1.28 ± 0.878 (1.55)**	pCi/L	07/07/22 17:03	7440-14-4	

REPORT OF LABORATORY ANALYSIS

This report shall not be reproduced, except in full,
without the written consent of Pace Analytical Services, LLC.

Pace Analytical Services, LLC
7726 Moller Road
Indianapolis, IN 46268
(317)228-3100

ANALYTICAL RESULTS - RADIOCHEMISTRY

Project: Eagle Valley P1R3
Pace Project No.: 50317002

Sample: MW-13D **Lab ID: 50317002003** Collected: 05/19/22 15:40 Received: 05/19/22 18:00 Matrix: Water
PWS: Site ID: Sample Type:

Parameters	Method	Act ± Unc (MDC) Carr Trac	Units	Analyzed	CAS No.	Qual
	Pace Analytical Services - Greensburg					
Radium-226	EPA 903.1	**0.157 ± 0.288 (0.514) C:NA T:96%**	pCi/L	07/06/22 15:09	13982-63-3	
	Pace Analytical Services - Greensburg					
Radium-228	EPA 904.0	**0.776 ± 0.668 (1.35) C:69% T:89%**	pCi/L	06/27/22 17:39	15262-20-1	
	Pace Analytical Services - Greensburg					
Total Radium	Total Radium Calculation	**0.933 ± 0.956 (1.86)**	pCi/L	07/07/22 17:03	7440-14-4	

This report shall not be reproduced, except in full,
without the written consent of Pace Analytical Services, LLC.

Pace Analytical Services, LLC
7726 Moller Road
Indianapolis, IN 46268
(317)228-3100

ANALYTICAL RESULTS - RADIOCHEMISTRY

Project: Eagle Valley P1R3
Pace Project No.: 50317002

Sample: DUP-3 **Lab ID: 50317002004** Collected: 05/19/22 08:00 Received: 05/19/22 18:00 Matrix: Water
PWS: Site ID: Sample Type:

Parameters	Method	Act ± Unc (MDC) Carr Trac	Units	Analyzed	CAS No.	Qual
	Pace Analytical Services - Greensburg					
Radium-226	EPA 903.1	**0.354 ± 0.355 (0.554) C:NA T:97%**	pCi/L	07/06/22 15:09	13982-63-3	
	Pace Analytical Services - Greensburg					
Radium-228	EPA 904.0	**0.150 ± 0.373 (0.830) C:77% T:93%**	pCi/L	06/27/22 17:40	15262-20-1	
	Pace Analytical Services - Greensburg					
Total Radium	Total Radium Calculation	**0.504 ± 0.728 (1.38)**	pCi/L	07/07/22 17:03	7440-14-4	

This report shall not be reproduced, except in full,
without the written consent of Pace Analytical Services, LLC.

Pace Analytical Services, LLC
7726 Moller Road
Indianapolis, IN 46268
(317)228-3100

ANALYTICAL RESULTS - RADIOCHEMISTRY

Project: Eagle Valley P1R3
Pace Project No.: 50317002

Sample: MW-13I MS **Lab ID: 50317002005** Collected: 05/19/22 15:10 Received: 05/19/22 18:00 Matrix: Water
PWS: Site ID: Sample Type:

Parameters	Method	Act ± Unc (MDC) Carr Trac	Units	Analyzed	CAS No.	Qual
	Pace Analytical Services - Greensburg					
Radium-226	EPA 903.1	**83.38 %REC ± NA (NA) C:NA T:NA**	pCi/L	07/06/22 15:09	13982-63-3	
	Pace Analytical Services - Greensburg					
Radium-228	EPA 904.0	**79.73 %REC ± NA (NA) C:NA T:NA**	pCi/L	06/27/22 17:40	15262-20-1	

REPORT OF LABORATORY ANALYSIS

This report shall not be reproduced, except in full,
without the written consent of Pace Analytical Services, LLC.

Pace Analytical Services, LLC
7726 Moller Road
Indianapolis, IN 46268
(317)228-3100

ANALYTICAL RESULTS - RADIOCHEMISTRY

Project: Eagle Valley P1R3
Pace Project No.: 50317002

Sample: MW-13I MSD **Lab ID: 50317002006** Collected: 05/19/22 15:10 Received: 05/19/22 18:00 Matrix: Water
PWS: Site ID: Sample Type:

Parameters	Method	Act ± Unc (MDC) Carr Trac	Units	Analyzed	CAS No.	Qual
	Pace Analytical Services - Greensburg					
Radium-226	EPA 903.1	**73.49 %REC 12.62RPD ± NA (NA) C:NA T:NA**	pCi/L	07/06/22 16:07	13982-63-3	
	Pace Analytical Services - Greensburg					
Radium-228	EPA 904.0	**66.59 %REC 17.96 RPD ± NA (NA) C:NA T:NA**	pCi/L	06/27/22 17:40	15262-20-1	

This report shall not be reproduced, except in full,
without the written consent of Pace Analytical Services, LLC.

Pace Analytical Services, LLC
7726 Moller Road
Indianapolis, IN 46268
(317)228-3100

QUALITY CONTROL - RADIOCHEMISTRY

Project: Eagle Valley P1R3
Pace Project No.: 50317002

QC Batch: 510815
QC Batch Method: EPA 903.1
Analysis Method: EPA 903.1
Analysis Description: 903.1 Radium-226
Laboratory: Pace Analytical Services - Greensburg
Associated Lab Samples: 50317002001, 50317002002, 50317002003, 50317002004, 50317002005, 50317002006

METHOD BLANK: 2475895 Matrix: Water
Associated Lab Samples: 50317002001, 50317002002, 50317002003, 50317002004, 50317002005, 50317002006

Parameter	Act ± Unc (MDC) Carr Trac	Units	Analyzed	Qualifiers
Radium-226	0.0575 ± 0.160 (0.310) C:NA T:99%	pCi/L	07/06/22 15:09	

Results presented on this page are in the units indicated by the "Units" column except where an alternate unit is presented to the right of the result.

REPORT OF LABORATORY ANALYSIS

This report shall not be reproduced, except in full,
without the written consent of Pace Analytical Services, LLC.

Pace Analytical Services, LLC
7726 Moller Road
Indianapolis, IN 46268
(317)228-3100

QUALITY CONTROL - RADIOCHEMISTRY

Project: Eagle Valley P1R3
Pace Project No.: 50317002

QC Batch: 510817
QC Batch Method: EPA 904.0
Analysis Method: EPA 904.0
Analysis Description: 904.0 Radium 228
Laboratory: Pace Analytical Services - Greensburg
Associated Lab Samples: 50317002001, 50317002002, 50317002003, 50317002004, 50317002005, 50317002006

METHOD BLANK: 2475898 Matrix: Water
Associated Lab Samples: 50317002001, 50317002002, 50317002003, 50317002004, 50317002005, 50317002006

Parameter	Act ± Unc (MDC) Carr Trac	Units	Analyzed	Qualifiers
Radium-228	0.481 ± 0.287 (0.507) C:73% T:98%	pCi/L	06/27/22 13:28	

Results presented on this page are in the units indicated by the "Units" column except where an alternate unit is presented to the right of the result.

REPORT OF LABORATORY ANALYSIS

This report shall not be reproduced, except in full,
without the written consent of Pace Analytical Services, LLC.

Pace Analytical Services, LLC
7726 Moller Road
Indianapolis, IN 46268
(317)228-3100

QUALIFIERS

Project: Eagle Valley P1R3
Pace Project No.: 50317002

DEFINITIONS

DF - Dilution Factor, if reported, represents the factor applied to the reported data due to dilution of the sample aliquot.

ND - Not Detected at or above adjusted reporting limit.

TNTC - Too Numerous To Count

J - Estimated concentration above the adjusted method detection limit and below the adjusted reporting limit.

MDL - Adjusted Method Detection Limit.

PQL - Practical Quantitation Limit.

RL - Reporting Limit - The lowest concentration value that meets project requirements for quantitative data with known precision and bias for a specific analyte in a specific matrix.

S - Surrogate

1,2-Diphenylhydrazine decomposes to and cannot be separated from Azobenzene using Method 8270. The result for each analyte is a combined concentration.

Consistent with EPA guidelines, unrounded data are displayed and have been used to calculate % recovery and RPD values.

LCS(D) - Laboratory Control Sample (Duplicate)

MS(D) - Matrix Spike (Duplicate)

DUP - Sample Duplicate

RPD - Relative Percent Difference

NC - Not Calculable.

SG - Silica Gel - Clean-Up

U - Indicates the compound was analyzed for, but not detected.

N-Nitrosodiphenylamine decomposes and cannot be separated from Diphenylamine using Method 8270. The result reported for each analyte is a combined concentration.

Reported results are not rounded until the final step prior to reporting. Therefore, calculated parameters that are typically reported as "Total" may vary slightly from the sum of the reported component parameters.

Act - Activity

Unc - Uncertainty: SDWA = 1.96 sigma count uncertainty, all other matrices = Expanded Uncertainty (95% confidence interval). Gamma Spec = Expanded Uncertainty (95.4% Confidence Interval)

(MDC) - Minimum Detectable Concentration

Trac - Tracer Recovery (%)

Carr - Carrier Recovery (%)

Pace Analytical is TNI accredited. Contact your Pace PM for the current list of accredited analytes.

TNI - The NELAC Institute.

ANALYTE QUALIFIERS

H3	Sample was received or analysis requested beyond the recognized method holding time.
M0	Matrix spike recovery and/or matrix spike duplicate recovery was outside laboratory control limits.
M3	Matrix spike recovery was outside laboratory control limits due to matrix interferences.
N2	The lab does not hold NELAC/TNI accreditation for this parameter but other accreditations/certifications may apply. A complete list of accreditations/certifications is available upon request.
P6	Matrix spike recovery was outside laboratory control limits due to a parent sample concentration notably higher than the spike level.

This report shall not be reproduced, except in full,
without the written consent of Pace Analytical Services, LLC.

Pace Analytical Services, LLC
7726 Moller Road
Indianapolis, IN 46268
(317)228-3100

QUALITY CONTROL DATA CROSS REFERENCE TABLE

Project: Eagle Valley P1R3
Pace Project No.: 50317002

Lab ID	Sample ID	QC Batch Method	QC Batch	Analytical Method	Analytical Batch
50317002001	**MW-13S**	EPA 9056	679243		
50317002002	**MW-13I**	EPA 9056	679243		
50317002003	**MW-13D**	EPA 9056	679243		
50317002004	**DUP-3**	EPA 9056	679243		
50317002001	**MW-13S**	EPA 3010	678684	EPA 6010	679043
50317002002	**MW-13I**	EPA 3010	678684	EPA 6010	679043
50317002003	**MW-13D**	EPA 3010	678684	EPA 6010	679043
50317002004	**DUP-3**	EPA 3010	678684	EPA 6010	679043
50317002001	**MW-13S**	EPA 3010	678675	EPA 6010	680056
50317002002	**MW-13I**	EPA 3010	678675	EPA 6010	680056
50317002003	**MW-13D**	EPA 3010	678675	EPA 6010	680056
50317002004	**DUP-3**	EPA 3010	678675	EPA 6010	680056
50317002001	**MW-13S**	EPA 200.2	677973	EPA 6020	678200
50317002002	**MW-13I**	EPA 200.2	677973	EPA 6020	678200
50317002003	**MW-13D**	EPA 200.2	677973	EPA 6020	678200
50317002004	**DUP-3**	EPA 200.2	677973	EPA 6020	678200
50317002001	**MW-13S**	EPA 7470	678431	EPA 7470	679022
50317002002	**MW-13I**	EPA 7470	678431	EPA 7470	679022
50317002003	**MW-13D**	EPA 7470	678431	EPA 7470	679022
50317002004	**DUP-3**	EPA 7470	678431	EPA 7470	679022
50317002001	**MW-13S**	EPA 903.1	510815		
50317002002	**MW-13I**	EPA 903.1	510815		
50317002003	**MW-13D**	EPA 903.1	510815		
50317002004	**DUP-3**	EPA 903.1	510815		
50317002005	**MW-13I MS**	EPA 903.1	510815		
50317002006	**MW-13I MSD**	EPA 903.1	510815		
50317002001	**MW-13S**	EPA 904.0	510817		
50317002002	**MW-13I**	EPA 904.0	510817		
50317002003	**MW-13D**	EPA 904.0	510817		
50317002004	**DUP-3**	EPA 904.0	510817		
50317002005	**MW-13I MS**	EPA 904.0	510817		
50317002006	**MW-13I MSD**	EPA 904.0	510817		
50317002001	**MW-13S**	Total Radium Calculation	517118		
50317002002	**MW-13I**	Total Radium Calculation	517118		
50317002003	**MW-13D**	Total Radium Calculation	517118		
50317002004	**DUP-3**	Total Radium Calculation	517118		
50317002001	**MW-13S**	SM 2320B	678551		
50317002002	**MW-13I**	SM 2320B	678551		
50317002003	**MW-13D**	SM 2320B	678551		
50317002004	**DUP-3**	SM 2320B	678551		
50317002001	**MW-13S**	SM 2540C	678483		
50317002002	**MW-13I**	SM 2540C	678483		
50317002003	**MW-13D**	SM 2540C	678483		
50317002004	**DUP-3**	SM 2540C	678483		

This report shall not be reproduced, except in full,
without the written consent of Pace Analytical Services, LLC.

Pace Analytical Services, LLC
7726 Moller Road
Indianapolis, IN 46268
(317)228-3100

QUALITY CONTROL DATA CROSS REFERENCE TABLE

Project: Eagle Valley P1R3
Pace Project No.: 50317002

Lab ID	Sample ID	QC Batch Method	QC Batch	Analytical Method	Analytical Batch
50317002001	**MW-13S**	SM 4500-H+B	678007		
50317002002	**MW-13I**	SM 4500-H+B	678007		
50317002003	**MW-13D**	SM 4500-H+B	678007		
50317002004	**DUP-3**	SM 4500-H+B	678007		
50317002001	**MW-13S**	SM 4500-S2-D	677857		
50317002002	**MW-13I**	SM 4500-S2-D	677857		
50317002003	**MW-13D**	SM 4500-S2-D	677857		
50317002004	**DUP-3**	SM 4500-S2-D	677857		
50317002001	**MW-13S**	HACH 8146	678400		
50317002002	**MW-13I**	HACH 8146	678400		
50317002003	**MW-13D**	HACH 8146	678400		
50317002004	**DUP-3**	HACH 8146	678400		
50317002001	**MW-13S**	EPA 353.2	677377		
50317002002	**MW-13I**	EPA 353.2	677393		
50317002003	**MW-13D**	EPA 353.2	677393		
50317002004	**DUP-3**	EPA 353.2	677375		
50317002001	**MW-13S**	EPA 365.1	679001	EPA 365.1	679107
50317002002	**MW-13I**	EPA 365.1	679001	EPA 365.1	679107
50317002003	**MW-13D**	EPA 365.1	679001	EPA 365.1	679107
50317002004	**DUP-3**	EPA 365.1	679001	EPA 365.1	679107
50317002001	**MW-13S**	SM 5310C	679362		
50317002002	**MW-13I**	SM 5310C	679362		
50317002003	**MW-13D**	SM 5310C	679362		
50317002004	**DUP-3**	SM 5310C	679362		
50317002001	**MW-13S**	SM 5310C	679031		
50317002002	**MW-13I**	SM 5310C	679031		
50317002003	**MW-13D**	SM 5310C	679031		
50317002004	**DUP-3**	SM 5310C	679031		

This report shall not be reproduced, except in full,
without the written consent of Pace Analytical Services, LLC.

Pace Analytical
WWW.PACELABS.COM

CHAIN-OF-CUSTODY / Analytical Request Document

The Chain-of-Custody is a LEGAL DOCUMENT. All relevant fields must be completed accurately.

WO# : 50317002

50317002

Page : 1 Of 1

Section A Required Client Information:		Section B Required Project Information:		Section C Invoice Informa	
Company:	Atlas Indianapolis	Report To:	Mark Breting	Attention:	
Address:	7988 Centerpoint Drive	Copy To:		Company Name	
	Indianapolis, IN 46256			Address:	
Email:	mark.breting@oneatlas.com	Purchase Order #:		Pace Quote:	
Phone:	NONE Fax:	Project Name:	Eagle Valley Profile 1 Report 3	Pace Project Manager:	
Requested Due Date:		Project #:		Pace Profile #:	10498/17

Regulatory Agency

State / Location: IN

ITEM #	SAMPLE ID (One Character per box. (A-Z, 0-9 / , -) Sample Ids must be unique)	MATRIX CODE (see valid codes to left)	SAMPLE TYPE (G=GRAB C=COMP)	COLLECTED START DATE	COLLECTED START TIME	COLLECTED END DATE	COLLECTED END TIME	SAMPLE TEMP AT COLLECTION	# OF CONTAINERS	Preservatives: Unpreserved	H2SO4	HNO3	HCl	NaOH + ZnAcetate	Na2S2O3	Methanol	Other	Analyses Test Y/N	TDS / NO2,NO3-Wet	(Cl, F, SO4) IC	Metals, Total*	Metals Diss. Field Filtered**	Rad-228	Rad-226	Alkalinity, Ferrous Iron, pH	TOC by 5310C	DOC by 5310C	Sulfide	Phosphate	Residual Chlorine (Y/N)	
	MATRIX: Drinking Water DW, Water WT, Waste Water WW, Product P, Soil/Solid SL, Oil OL, Wipe WP, Air AR, Other OT, Tissue TS																	Y				Y							
1	MW-13S	WT	G	5/19	1400				11	3	3	4		1				X	X	X	X	X	X	X	X	X	X	X	X		001
2	MW-13I	WT	G	5/19	1510				11	3	3	4		1				X	X	X	X	X	X	X	X	X	X	X	X		002
3	MW-13D	WT	G	5/19	PH	5/19/22	1540		11	3	3	4		1				X	X	X	X	X	X	X	X	X	X	X	X		003
4	~~DUP-3~~ DUP-3	WT	G	5/19	—				11	3	3	4		1				X	X	X	X	X	X	X	X	X	X	X	X		004
5	~~FIELD BLANK-3~~	WT	G						9	2	2	4		1				X	X	X	X	X	X	X	X	X	X	X	X		
6	MS-3 (MW-13I)	WT	G	5/19	1510				11	3	3	4		1				[illegible]													005
7	MSD-3 (MW-13I)	WT	G	5/19	1516				11	3	3	4		1				[illegible]													006
8																														
9																														
10																														
11																														
12																														

ADDITIONAL COMMENTS	RELINQUISHED BY / AFFILIATION	DATE	TIME	ACCEPTED BY / AFFILIATION	DATE	TIME	SAMPLE CONDITIONS			
* Metals: 6010 (Al, Ba, B, Cd, Cr, Fe, Pb, Mn, Mo, Ca, Mg, Na, K, Li, SiO2)		1900	5/19/22	Pace	5/19/22	1800	1.9	Y	N	Y
6020 (Be, Co, As, Se, Sb, Tl), 7470 (Hg).							6.1			
** Dissolved FF 6010 (Mo, Mn)							8.5			
Alkalinity = (Total , Bicarb & Carb)							3.7			

SAMPLER NAME AND SIGNATURE		TEMP in C	Received on Ice (Y/N)	Custody Sealed Cooler (Y/N)	Samples Intact (Y/N)
PRINT Name of SAMPLER:	MARK BRETING				
SIGNATURE of SAMPLER:	Mark Breting	DATE Signed:			

Pace

SAMPLE CONDITION UPON RECEIPT FORM

Date/Time and Initials of person examining contents: DMP 05/19/22 20:19

1. **Courier:** ☐ FED EX ☐ UPS ☑ CLIENT ☐ PACE ☐ USPS ☐ OTHER _____

2. **Custody Seal on Cooler/Box Present:** ☐ Yes ☑ No

(If yes)Seals Intact: ☐ Yes ☐ No **(leave blank if no seals were present)**

3. **Thermometer:** 1 2 3 4 5 6 A B C D E F

4. **Cooler Temperature(s):** 1.9/1.9 | 6.1/6.1 | 8.5/8.5 | **(Initial/Corrected)** RECORD TEMPS OF ALL COOLERS RECEIVED (use Comments below to add more)

5. **Packing Material:** ☐ Bubble Wrap ☑ Bubble Bags ☐ None ☑ Other ziploc Bags

6. **Ice Type:** ☑ Wet ☐ Blue ☐ None

7. **If temp. is over 6°C or under 0°C, was the PM notified?:** ☐ Yes ☑ No
Cooler temp should be above freezing to 6°C

All discrepancies will be written out in the comments section below.

	Yes	No		Yes	No	N/A
USDA Regulated Soils? (HI, ID, NY, WA, OR,CA, NM, TX, OK, AR, LA, TN, AL, MS, NC, SC, GA, FL, or Puerto Rico)		✓	All containers needing acid/base preservation have been pH CHECKED?: **Exceptions: VOA, coliform, LLHg, O&G, RAD CHEM, and any container with a septum cap or preserved with HCl.** Circle: **HNO3 (<2) H2SO4 (<2) NaOH (>10) NaOH/ZnAc (>9)** Any non-conformance to pH recommendations will be noted on the container count form	✓		
Short Hold Time Analysis (48 hours or less)? **Analysis:** NO3	✓					
Time 5035A TC placed in Freezer or Short Holds To Lab	Time: 05/20/22 0800			Present	Absent	N/A
			Residual Chlorine Check (SVOC 625 Pest/PCB 608)			✓
Rush TAT Requested (4 days or less):		✓	Residual Chlorine Check (Total/Amenable/Free Cyanide)			✓
Custody Signatures Present?	✓		Headspace Wisconsin Sulfide?			✓
Containers Intact?:	✓		Headspace in VOA Vials (>6mm): See Containter Count form for details	Present	Absent	No VOA Vials Sent ✓
Sample Label (IDs/Dates/Times) Match COC?: Except TCs, which only require sample ID	✓		Trip Blank Present?		✓	
Extra labels on Terracore Vials? (soils only)		N/A	Trip Blank Custody Seals?:			✓

COMMENTS:

COC PAGE 1 of 1

Sample Container Count

** Place a RED dot on containers that are out of conformance **

COC Line Item	WGFU	SBS / DI / MeOH (only) / BK / Kit R	DG9H VG9H	VOA VIAL HS (>6mm)	VG9U	DG9U	VG9T	AG0U	AG1H	AG1U	AG2U	AG3S	AG3SF	AG3C	BP1U	BP1N	BP2U	BP3U	BP3N	BP3F	BP3S	BP3B	BP3Z	CG3H	Syringe Kit			Matrix	HNO3/ H2SO4 pH <2	NaOH/ ZNAc pH >9	NaOH pH>10
1												1	1			2	1	2	1	1								WT			
2												3	3			6	3	6	3	3								WT			
3												1	1			2	1	2	1	1								WT			
4												1	1			2	1	2	1	1								WT			
5																															
6																															
7																															
8																															
9																															
10																															
11																															
12																															

Container Codes

Glass

DG9H	40mL HCl amber voa vial	BG1T	1L Na Thiosulfate clear glass	BP1B	1L NaOH plastic
DG9P	40mL TSP amber vial	BG1U	1L unpreserved glass	BP1N	1L HNO3 plastic
DG9S	40mL H2SO4 amber vial	BG3H	250mL HCl Clear Glass	BP1S	1L H2SO4 plastic
DG9T	40mL Na Thio amber vial	BG3U	250mL Unpres Clear Glass	BP1U	1L unpreserved plastic
DG9U	40mL unpreserved amber vial	AG0U	100mL unpres amber glass	BP1Z	1L NaOH, Zn, Ac
VG9H	40mL HCl clear vial	AG1H	1L HCl amber glass	BP2N	500mL HNO3 plastic
VG9T	40mL Na Thio. clear vial	AG1S	1L H2SO4 amber glass	BP2C	500mL NaOH plastic
VG9U	40mL unpreserved clear vial	AG1T	1L Na Thiosulfate amber glass	BP2S	500mL H2SO4 plastic
I	40mL w/hexane wipe vial	AG1U	1liter unpres amber glass	BP2U	500mL unpreserved plastic
WGKU	8oz unpreserved clear jar	AG2N	500mL HNO3 amber glass	BP2Z	500mL NaOH, Zn Ac
WGFU	4oz clear soil jar	AG2S	500mL H2SO4 amber glass	BP3B	250mL NaOH plastic
JGFU	4oz unpreserved amber wide	AG2U	500mL unpres amber glass	BP3N	250mL HNO3 plastic
CG3H	250mL clear glass HCl	AG3S	250mL H2SO4 amber glass	BP3F	250mL HNO3 plastic-field filtered
BG1H	1L HCl clear glass	AG3SF	250mL H2SO4 amb glass -field filtered	BP3U	250mL unpreserved plastic
BG1S	1L H2SO4 clear glass	AG3U	250mL unpres amber glass	BP3S	250mL H2SO4 plastic
GN	General	AG3C	250mL NaOH amber glass	BP3Z	250mL NaOH, ZnAc plastic

Plastic / Misc.

BP4U	125mL unpreserved plastic
BP4N	125mL HNO3 plastic
BP4S	125mL H2SO4 plastic

Syringe Kit	LL Cr+6 sampling kit

AF	Air Filter
C	Air Cassettes
R	Terracore kit
SP5T	120mL Coliform Na Thiosulfate
U	Summa Can
ZPLC	Ziploc Bag

WT		Water	
SL		Solid	
NAL	OL	Non-aqueous liquid	Oil
WP		Wipe	

Pace Analytical Services, LLC
7726 Moller Road
Indianapolis, IN 46268
(317)228-3100

July 27, 2022

Mr. Mark Breting
ATC Group Services
7988 Centerpoint Drive
Suite 100
Indianapolis, IN 46256

RE: Project: Eagle Valley P1R2
Pace Project No.: 50317814

Dear Mr. Breting:

Enclosed are the analytical results for sample(s) received by the laboratory on May 17, 2022. The results relate only to the samples included in this report. Results reported herein conform to the applicable TNI/NELAC Standards and the laboratory's Quality Manual, where applicable, unless otherwise noted in the body of the report.

The test results provided in this final report were generated by each of the following laboratories within the Pace Network:

- Pace Analytical Services - Indianapolis
- Pace Analytical Services - Greensburg

If you have any questions concerning this report, please feel free to contact me.

Sincerely,

Randal Rastorfer for
Hayden Putt
hayden.putt@pacelabs.com
(317)228-3145
Project Manager

Enclosures

cc: Mr. Robert Miller, Haley & Aldrich

Pace Analytical Services, LLC
7726 Moller Road
Indianapolis, IN 46268
(317)228-3100

CERTIFICATIONS

Project: Eagle Valley P1R2
Pace Project No.: 50317814

Pace Analytical Services Pennsylvania

1638 Roseytown Rd Suites 2,3&4, Greensburg, PA 15601
ANAB DOD-ELAP Rad Accreditation #: L2417
Alabama Certification #: 41590
Arizona Certification #: AZ0734
Arkansas Certification
California Certification #: 04222CA
Colorado Certification #: PA01547
Connecticut Certification #: PH-0694
Delaware Certification
EPA Region 4 DW Rad
Florida/TNI Certification #: E87683
Georgia Certification #: C040
Florida: Cert E871149 SEKS WET
Guam Certification
Hawaii Certification
Idaho Certification
Illinois Certification
Indiana Certification
Iowa Certification #: 391
Kansas/TNI Certification #: E-10358
Kentucky Certification #: KY90133
KY WW Permit #: KY0098221
KY WW Permit #: KY0000221
Louisiana DHH/TNI Certification #: LA180012
Louisiana DEQ/TNI Certification #: 4086
Maine Certification #: 2017020
Maryland Certification #: 308
Massachusetts Certification #: M-PA1457
Michigan/PADEP Certification #: 9991
Missouri Certification #: 235
Montana Certification #: Cert0082
Nebraska Certification #: NE-OS-29-14
Nevada Certification #: PA014572018-1
New Hampshire/TNI Certification #: 297617
New Jersey/TNI Certification #: PA051
New Mexico Certification #: PA01457
New York/TNI Certification #: 10888
North Carolina Certification #: 42706
North Dakota Certification #: R-190
Ohio EPA Rad Approval: #41249
Oregon/TNI Certification #: PA200002-010
Pennsylvania/TNI Certification #: 65-00282
Puerto Rico Certification #: PA01457
Rhode Island Certification #: 65-00282
South Dakota Certification
Tennessee Certification #: 02867
Texas/TNI Certification #: T104704188-17-3
Utah/TNI Certification #: PA014572017-9
USDA Soil Permit #: P330-17-00091
Vermont Dept. of Health: ID# VT-0282
Virgin Island/PADEP Certification
Virginia/VELAP Certification #: 460198
Washington Certification #: C868
West Virginia DEP Certification #: 143
West Virginia DHHR Certification #: 9964C
Wisconsin Approve List for Rad
Wyoming Certification #: 8TMS-L

Pace Analytical Services Indianapolis

7726 Moller Road, Indianapolis, IN 46268
Illinois Accreditation #: 200074
Indiana Drinking Water Laboratory #: C-49-06
Kansas/TNI Certification #: E-10177
Kentucky UST Agency Interest #: 80226
Kentucky WW Laboratory ID #: 98019
Michigan Drinking Water Laboratory #9050
Ohio VAP Certified Laboratory #: CL0065
Oklahoma Laboratory #: 9204
Texas Certification #: T104704355
Wisconsin Laboratory #: 999788130
USDA Soil Permit #: P330-19-00257

This report shall not be reproduced, except in full,
without the written consent of Pace Analytical Services, LLC.

Pace Analytical Services, LLC
7726 Moller Road
Indianapolis, IN 46268
(317)228-3100

SAMPLE SUMMARY

Project: Eagle Valley P1R2
Pace Project No.: 50317814

Lab ID	Sample ID	Matrix	Date Collected	Date Received
50316700004	**MW-16S**	Water	05/17/22 12:50	05/17/22 17:00
50316700005	**MW-16I**	Water	05/17/22 11:45	05/17/22 17:00
50316700006	**MW-16D**	Water	05/17/22 10:40	05/17/22 17:00

This report shall not be reproduced, except in full,
without the written consent of Pace Analytical Services, LLC.

Pace Analytical Services, LLC
7726 Moller Road
Indianapolis, IN 46268
(317)228-3100

SAMPLE ANALYTE COUNT

Project: Eagle Valley P1R2
Pace Project No.: 50317814

Lab ID	Sample ID	Method	Analysts	Analytes Reported	Laboratory
50316700004	**MW-16S**	EPA 9056	BK1	3	PASI-I
		EPA 6010	MTM	12	PASI-I
		EPA 6010	MTM	2	PASI-I
		EPA 6020	DMT	4	PASI-I
		EPA 903.1	SLC	1	PASI-PA
		EPA 904.0	VAL	1	PASI-PA
		Total Radium Calculation	JAL	1	PASI-PA
		SM 2320B	WDB	3	PASI-I
		SM 2540C	BSW	1	PASI-I
		SM 4500-H+B	TRK	1	PASI-I
		SM 4500-S2-D	ZM	1	PASI-I
		HACH 8146	ZM	1	PASI-I
		EPA 353.2	OAS	2	PASI-I
		EPA 365.1	ZM	1	PASI-I
		SM 5310C	MMS	1	PASI-I
		SM 5310C	ZM	1	PASI-I
50316700005	**MW-16I**	EPA 9056	BK1	3	PASI-I
		EPA 6010	MTM	12	PASI-I
		EPA 6010	MTM	2	PASI-I
		EPA 6020	DMT	4	PASI-I
		EPA 903.1	SLC	1	PASI-PA
		EPA 904.0	VAL	1	PASI-PA
		Total Radium Calculation	JAL	1	PASI-PA
		SM 2320B	WDB	3	PASI-I
		SM 2540C	BSW	1	PASI-I
		SM 4500-H+B	TRK	1	PASI-I
		SM 4500-S2-D	ZM	1	PASI-I
		HACH 8146	ZM	1	PASI-I
		EPA 353.2	OAS	2	PASI-I
		EPA 365.1	ZM	1	PASI-I
		SM 5310C	MMS	1	PASI-I
		SM 5310C	ZM	1	PASI-I
50316700006	**MW-16D**	EPA 9056	BK1	3	PASI-I
		EPA 6010	MTM	12	PASI-I
		EPA 6010	MTM	2	PASI-I
		EPA 6020	DMT	4	PASI-I
		EPA 903.1	SLC	1	PASI-PA

REPORT OF LABORATORY ANALYSIS

This report shall not be reproduced, except in full,
without the written consent of Pace Analytical Services, LLC.

Pace Analytical Services, LLC
7726 Moller Road
Indianapolis, IN 46268
(317)228-3100

SAMPLE ANALYTE COUNT

Project: Eagle Valley P1R2
Pace Project No.: 50317814

Lab ID	Sample ID	Method	Analysts	Analytes Reported	Laboratory
		EPA 904.0	VAL	1	PASI-PA
		Total Radium Calculation	JAL	1	PASI-PA
		SM 2320B	WDB	3	PASI-I
		SM 2540C	BSW	1	PASI-I
		SM 4500-H+B	TRK	1	PASI-I
		SM 4500-S2-D	ZM	1	PASI-I
		HACH 8146	ZM	1	PASI-I
		EPA 353.2	OAS	2	PASI-I
		EPA 365.1	ZM	1	PASI-I
		SM 5310C	MMS	1	PASI-I
		SM 5310C	ZM	1	PASI-I

PASI-I = Pace Analytical Services - Indianapolis
PASI-PA = Pace Analytical Services - Greensburg

This report shall not be reproduced, except in full,
without the written consent of Pace Analytical Services, LLC.

Pace Analytical Services, LLC
7726 Moller Road
Indianapolis, IN 46268
(317)228-3100

SUMMARY OF DETECTION

Project: Eagle Valley P1R2
Pace Project No.: 50317814

Lab Sample ID / Method	Client Sample ID / Parameters	Result	Units	Report Limit	Analyzed	Qualifiers
50316700004	**MW-16S**					
EPA 9056	Chloride	97.9	mg/L	2.5	05/28/22 16:11	
EPA 9056	Fluoride	0.25	mg/L	0.10	05/28/22 15:52	
EPA 9056	Sulfate	100	mg/L	2.5	05/28/22 16:11	
EPA 6010	Aluminum	317	ug/L	200	05/27/22 11:55	
EPA 6010	Barium	90.1	ug/L	10.0	05/27/22 11:55	
EPA 6010	Boron	524	ug/L	100	05/27/22 11:55	
EPA 6010	Calcium	108000	ug/L	1000	05/27/22 11:55	
EPA 6010	Iron	508	ug/L	100	05/27/22 11:55	
EPA 6010	Lithium	61.7	ug/L	20.0	05/27/22 11:55	
EPA 6010	Magnesium	27900	ug/L	1000	05/27/22 11:55	
EPA 6010	Manganese	302	ug/L	10.0	05/27/22 11:55	
EPA 6010	Molybdenum	45.2	ug/L	10.0	05/27/22 11:55	
EPA 6010	Potassium	7900	ug/L	1000	05/27/22 11:55	
EPA 6010	Silica	14700	ug/L	450	05/27/22 11:55	N2
EPA 6010	Sodium	72600	ug/L	1000	05/27/22 11:55	
EPA 6010	Manganese, Dissolved	118	ug/L	10.0	05/28/22 15:45	
EPA 6010	Molybdenum, Dissolved	43.2	ug/L	10.0	05/28/22 15:45	
EPA 6020	Selenium	4.7	ug/L	1.0	05/25/22 04:58	
EPA 903.1	Radium-226	0.131 ± 0.298 (0.177) C:NA T:87%	pCi/L		07/01/22 13:23	
EPA 904.0	Radium-228	1.05 ± 0.455 (0.737) C:74% T:87%	pCi/L		06/24/22 12:34	
Total Radium Calculation	Total Radium	1.18 ± 0.753 (0.914)	pCi/L		07/01/22 17:40	
SM 2320B	Alkalinity, Total as CaCO3	332	mg/L	2.0	05/22/22 11:36	
SM 2320B	Alkalinity,Bicarbonate (CaCO3)	332	mg/L	2.0	05/22/22 11:36	
SM 2540C	Total Dissolved Solids	592	mg/L	10.0	05/21/22 12:17	
SM 4500-H+B	pH at 25 Degrees C	7.4	Std. Units	0.10	05/21/22 10:58	H3
EPA 353.2	Nitrogen, Nitrate	0.84	mg/L	0.10	05/18/22 09:13	
50316700005	**MW-16I**					
EPA 9056	Chloride	114	mg/L	2.5	05/28/22 16:48	
EPA 9056	Fluoride	0.33	mg/L	0.10	05/28/22 16:29	
EPA 9056	Sulfate	116	mg/L	2.5	05/28/22 16:48	
EPA 6010	Aluminum	223	ug/L	200	05/27/22 11:57	
EPA 6010	Barium	79.5	ug/L	10.0	05/27/22 11:57	
EPA 6010	Boron	328	ug/L	100	05/27/22 11:57	
EPA 6010	Calcium	79900	ug/L	1000	05/27/22 11:57	
EPA 6010	Iron	465	ug/L	100	05/27/22 11:57	
EPA 6010	Lithium	77.7	ug/L	20.0	05/27/22 11:57	
EPA 6010	Magnesium	25400	ug/L	1000	05/27/22 11:57	
EPA 6010	Manganese	107	ug/L	10.0	05/27/22 11:57	
EPA 6010	Molybdenum	94.5	ug/L	10.0	05/27/22 11:57	
EPA 6010	Potassium	7760	ug/L	1000	05/27/22 11:57	

This report shall not be reproduced, except in full,
without the written consent of Pace Analytical Services, LLC.

Pace Analytical Services, LLC
7726 Moller Road
Indianapolis, IN 46268
(317)228-3100

SUMMARY OF DETECTION

Project: Eagle Valley P1R2
Pace Project No.: 50317814

Lab Sample ID / Method	Client Sample ID / Parameters	Result	Units	Report Limit	Analyzed	Qualifiers
50316700005	**MW-16I**					
EPA 6010	Silica	12000	ug/L	450	05/27/22 11:57	N2
EPA 6010	Sodium	86400	ug/L	1000	05/27/22 11:57	
EPA 6010	Manganese, Dissolved	97.1	ug/L	10.0	05/28/22 15:47	
EPA 6010	Molybdenum, Dissolved	87.9	ug/L	10.0	05/28/22 15:47	
EPA 903.1	Radium-226	0.482 ± 0.436 (0.643) C:NA T:93%	pCi/L		07/01/22 13:11	
EPA 904.0	Radium-228	0.526 ± 0.375 (0.730) C:75% T:93%	pCi/L		06/24/22 12:34	
Total Radium Calculation	Total Radium	1.01 ± 0.811 (1.37)	pCi/L		07/01/22 17:40	
SM 2320B	Alkalinity, Total as CaCO3	241	mg/L	2.0	05/22/22 11:36	
SM 2320B	Alkalinity,Bicarbonate (CaCO3)	236	mg/L	2.0	05/22/22 11:36	
SM 2320B	Alkalinity,Carbonate (CaCO3)	5.0	mg/L	2.0	05/22/22 11:36	
SM 2540C	Total Dissolved Solids	538	mg/L	10.0	05/21/22 12:24	
SM 4500-H+B	pH at 25 Degrees C	7.6	Std. Units	0.10	05/21/22 10:59	H3
EPA 353.2	Nitrogen, Nitrate	0.73	mg/L	0.10	05/18/22 09:08	
50316700006	**MW-16D**					
EPA 9056	Chloride	85.9	mg/L	2.5	05/28/22 17:25	
EPA 9056	Fluoride	0.36	mg/L	0.10	05/28/22 17:06	
EPA 9056	Sulfate	79.4	mg/L	2.5	05/28/22 17:25	
EPA 6010	Barium	66.1	ug/L	10.0	05/27/22 11:59	
EPA 6010	Boron	240	ug/L	100	05/27/22 11:59	
EPA 6010	Calcium	77600	ug/L	1000	05/27/22 11:59	
EPA 6010	Iron	1100	ug/L	100	05/27/22 11:59	
EPA 6010	Lithium	64.2	ug/L	20.0	05/27/22 11:59	
EPA 6010	Magnesium	18600	ug/L	1000	05/27/22 11:59	
EPA 6010	Manganese	169	ug/L	10.0	05/27/22 11:59	
EPA 6010	Molybdenum	71.1	ug/L	10.0	05/27/22 11:59	
EPA 6010	Potassium	8110	ug/L	1000	05/27/22 11:59	
EPA 6010	Silica	11000	ug/L	450	05/27/22 11:59	N2
EPA 6010	Sodium	65900	ug/L	1000	05/27/22 11:59	
EPA 6010	Manganese, Dissolved	163	ug/L	10.0	05/28/22 15:51	
EPA 6010	Molybdenum, Dissolved	67.8	ug/L	10.0	05/28/22 15:51	
EPA 6020	Arsenic	4.1	ug/L	1.0	05/25/22 05:07	
EPA 903.1	Radium-226	0.431 ± 0.398 (0.580) C:NA T:91%	pCi/L		07/01/22 13:39	
EPA 904.0	Radium-228	0.843 ± 0.448 (0.808) C:74% T:91%	pCi/L		06/24/22 12:34	

REPORT OF LABORATORY ANALYSIS

This report shall not be reproduced, except in full,
without the written consent of Pace Analytical Services, LLC.

Pace Analytical Services, LLC
7726 Moller Road
Indianapolis, IN 46268
(317)228-3100

SUMMARY OF DETECTION

Project: Eagle Valley P1R2
Pace Project No.: 50317814

Lab Sample ID / Method	Client Sample ID / Parameters	Result	Units	Report Limit	Analyzed	Qualifiers
50316700006	**MW-16D**					
Total Radium Calculation	Total Radium	1.27 ± 0.846 (1.39)	pCi/L		07/01/22 17:40	
SM 2320B	Alkalinity, Total as CaCO3	234	mg/L	2.0	05/22/22 11:36	
SM 2320B	Alkalinity,Bicarbonate (CaCO3)	229	mg/L	2.0	05/22/22 11:36	
SM 2320B	Alkalinity,Carbonate (CaCO3)	4.6	mg/L	2.0	05/22/22 11:36	
SM 2540C	Total Dissolved Solids	449	mg/L	10.0	05/21/22 12:24	
SM 4500-H+B	pH at 25 Degrees C	7.7	Std. Units	0.10	05/21/22 11:00	H3
SM 5310C	Total Organic Carbon	1.8	mg/L	1.0	05/27/22 22:42	
SM 5310C	Dissolved Organic Carbon	2.0	mg/L	1.0	05/27/22 07:54	

This report shall not be reproduced, except in full,
without the written consent of Pace Analytical Services, LLC.

Pace Analytical Services, LLC
7726 Moller Road
Indianapolis, IN 46268
(317)228-3100

ANALYTICAL RESULTS

Project: Eagle Valley P1R2
Pace Project No.: 50317814

Sample: MW-16S **Lab ID: 50316700004** Collected: 05/17/22 12:50 Received: 05/17/22 17:00 Matrix: Water

Parameters	Results	Units	Report Limit	DF	Prepared	Analyzed	CAS No.	Qual
9056 IC Anions	Analytical Method: EPA 9056							
	Pace Analytical Services - Indianapolis							
Chloride	**97.9**	mg/L	2.5	10		05/28/22 16:11	16887-00-6	
Fluoride	**0.25**	mg/L	0.10	1		05/28/22 15:52	16984-48-8	
Sulfate	**100**	mg/L	2.5	10		05/28/22 16:11	14808-79-8	
6010 MET ICP	Analytical Method: EPA 6010 Preparation Method: EPA 3010							
	Pace Analytical Services - Indianapolis							
Aluminum	**317**	ug/L	200	1	05/25/22 15:37	05/27/22 11:55	7429-90-5	
Barium	**90.1**	ug/L	10.0	1	05/25/22 15:37	05/27/22 11:55	7440-39-3	
Boron	**524**	ug/L	100	1	05/25/22 15:37	05/27/22 11:55	7440-42-8	
Calcium	**108000**	ug/L	1000	1	05/25/22 15:37	05/27/22 11:55	7440-70-2	
Iron	**508**	ug/L	100	1	05/25/22 15:37	05/27/22 11:55	7439-89-6	
Lithium	**61.7**	ug/L	20.0	1	05/25/22 15:37	05/27/22 11:55	7439-93-2	
Magnesium	**27900**	ug/L	1000	1	05/25/22 15:37	05/27/22 11:55	7439-95-4	
Manganese	**302**	ug/L	10.0	1	05/25/22 15:37	05/27/22 11:55	7439-96-5	
Molybdenum	**45.2**	ug/L	10.0	1	05/25/22 15:37	05/27/22 11:55	7439-98-7	
Potassium	**7900**	ug/L	1000	1	05/25/22 15:37	05/27/22 11:55	7440-09-7	
Silica	**14700**	ug/L	450	1	05/25/22 15:37	05/27/22 11:55	7631-86-9	N2
Sodium	**72600**	ug/L	1000	1	05/25/22 15:37	05/27/22 11:55	7440-23-5	
6010 MET ICP, Dissolved	Analytical Method: EPA 6010 Preparation Method: EPA 3010							
	Pace Analytical Services - Indianapolis							
Manganese, Dissolved	**118**	ug/L	10.0	1	05/26/22 09:50	05/28/22 15:45	7439-96-5	
Molybdenum, Dissolved	**43.2**	ug/L	10.0	1	05/26/22 09:50	05/28/22 15:45	7439-98-7	
6020 MET ICPMS	Analytical Method: EPA 6020 Preparation Method: EPA 200.2							
	Pace Analytical Services - Indianapolis							
Antimony	ND	ug/L	1.0	1	05/24/22 09:10	05/25/22 04:58	7440-36-0	
Arsenic	ND	ug/L	1.0	1	05/24/22 09:10	05/25/22 04:58	7440-38-2	
Cobalt	ND	ug/L	1.0	1	05/24/22 09:10	05/25/22 04:58	7440-48-4	
Selenium	**4.7**	ug/L	1.0	1	05/24/22 09:10	05/25/22 04:58	7782-49-2	
2320B Alkalinity	Analytical Method: SM 2320B							
	Pace Analytical Services - Indianapolis							
Alkalinity, Total as CaCO3	**332**	mg/L	2.0	1		05/22/22 11:36		
Alkalinity,Bicarbonate (CaCO3)	**332**	mg/L	2.0	1		05/22/22 11:36		
Alkalinity,Carbonate (CaCO3)	ND	mg/L	2.0	1		05/22/22 11:36		
2540C Total Dissolved Solids	Analytical Method: SM 2540C							
	Pace Analytical Services - Indianapolis							
Total Dissolved Solids	**592**	mg/L	10.0	1		05/21/22 12:17		
4500H+ pH, Electrometric	Analytical Method: SM 4500-H+B							
	Pace Analytical Services - Indianapolis							
pH at 25 Degrees C	**7.4**	Std. Units	0.10	1		05/21/22 10:58		H3

REPORT OF LABORATORY ANALYSIS

This report shall not be reproduced, except in full,
without the written consent of Pace Analytical Services, LLC.

Pace Analytical Services, LLC
7726 Moller Road
Indianapolis, IN 46268
(317)228-3100

ANALYTICAL RESULTS

Project: Eagle Valley P1R2
Pace Project No.: 50317814

Sample: MW-16S **Lab ID: 50316700004** Collected: 05/17/22 12:50 Received: 05/17/22 17:00 Matrix: Water

Parameters	Results	Units	Report Limit	DF	Prepared	Analyzed	CAS No.	Qual
4500S2D Sulfide Water	Analytical Method: SM 4500-S2-D Pace Analytical Services - Indianapolis							
Sulfide	ND	mg/L	0.10	1		05/23/22 19:56	18496-25-8	
Iron, Ferrous	Analytical Method: HACH 8146 Pace Analytical Services - Indianapolis							
Iron, Ferrous	ND	mg/L	0.20	1		05/25/22 23:10	15438-31-0	H3,N2
353.2 Nitrogen, NO2/NO3 unpres	Analytical Method: EPA 353.2 Pace Analytical Services - Indianapolis							
Nitrogen, Nitrate	**0.84**	mg/L	0.10	1		05/18/22 09:13	14797-55-8	
Nitrogen, Nitrite	ND	mg/L	0.10	1		05/18/22 09:13	14797-65-0	
365.1 Total Phosphorus	Analytical Method: EPA 365.1 Preparation Method: EPA 365.1 Pace Analytical Services - Indianapolis							
Phosphate as P04	ND	mg/L	0.15	1	05/18/22 07:30	05/21/22 11:38		
5310C TOC	Analytical Method: SM 5310C Pace Analytical Services - Indianapolis							
Total Organic Carbon	ND	mg/L	1.0	1		05/27/22 21:17	7440-44-0	
5310C Dissolved Organic Carbon	Analytical Method: SM 5310C Pace Analytical Services - Indianapolis							
Dissolved Organic Carbon	ND	mg/L	1.0	1		05/27/22 07:26		

REPORT OF LABORATORY ANALYSIS

This report shall not be reproduced, except in full,
without the written consent of Pace Analytical Services, LLC.

Pace Analytical Services, LLC
7726 Moller Road
Indianapolis, IN 46268
(317)228-3100

ANALYTICAL RESULTS

Project: Eagle Valley P1R2
Pace Project No.: 50317814

Sample: MW-16I **Lab ID: 50316700005** Collected: 05/17/22 11:45 Received: 05/17/22 17:00 Matrix: Water

Parameters	Results	Units	Report Limit	DF	Prepared	Analyzed	CAS No.	Qual
9056 IC Anions	Analytical Method: EPA 9056							
	Pace Analytical Services - Indianapolis							
Chloride	**114**	mg/L	2.5	10		05/28/22 16:48	16887-00-6	
Fluoride	**0.33**	mg/L	0.10	1		05/28/22 16:29	16984-48-8	
Sulfate	**116**	mg/L	2.5	10		05/28/22 16:48	14808-79-8	
6010 MET ICP	Analytical Method: EPA 6010 Preparation Method: EPA 3010							
	Pace Analytical Services - Indianapolis							
Aluminum	**223**	ug/L	200	1	05/25/22 15:37	05/27/22 11:57	7429-90-5	
Barium	**79.5**	ug/L	10.0	1	05/25/22 15:37	05/27/22 11:57	7440-39-3	
Boron	**328**	ug/L	100	1	05/25/22 15:37	05/27/22 11:57	7440-42-8	
Calcium	**79900**	ug/L	1000	1	05/25/22 15:37	05/27/22 11:57	7440-70-2	
Iron	**465**	ug/L	100	1	05/25/22 15:37	05/27/22 11:57	7439-89-6	
Lithium	**77.7**	ug/L	20.0	1	05/25/22 15:37	05/27/22 11:57	7439-93-2	
Magnesium	**25400**	ug/L	1000	1	05/25/22 15:37	05/27/22 11:57	7439-95-4	
Manganese	**107**	ug/L	10.0	1	05/25/22 15:37	05/27/22 11:57	7439-96-5	
Molybdenum	**94.5**	ug/L	10.0	1	05/25/22 15:37	05/27/22 11:57	7439-98-7	
Potassium	**7760**	ug/L	1000	1	05/25/22 15:37	05/27/22 11:57	7440-09-7	
Silica	**12000**	ug/L	450	1	05/25/22 15:37	05/27/22 11:57	7631-86-9	N2
Sodium	**86400**	ug/L	1000	1	05/25/22 15:37	05/27/22 11:57	7440-23-5	
6010 MET ICP, Dissolved	Analytical Method: EPA 6010 Preparation Method: EPA 3010							
	Pace Analytical Services - Indianapolis							
Manganese, Dissolved	**97.1**	ug/L	10.0	1	05/26/22 09:50	05/28/22 15:47	7439-96-5	
Molybdenum, Dissolved	**87.9**	ug/L	10.0	1	05/26/22 09:50	05/28/22 15:47	7439-98-7	
6020 MET ICPMS	Analytical Method: EPA 6020 Preparation Method: EPA 200.2							
	Pace Analytical Services - Indianapolis							
Antimony	ND	ug/L	1.0	1	05/24/22 09:10	05/25/22 05:03	7440-36-0	
Arsenic	ND	ug/L	1.0	1	05/24/22 09:10	05/25/22 05:03	7440-38-2	
Cobalt	ND	ug/L	1.0	1	05/24/22 09:10	05/25/22 05:03	7440-48-4	
Selenium	ND	ug/L	1.0	1	05/24/22 09:10	05/25/22 05:03	7782-49-2	
2320B Alkalinity	Analytical Method: SM 2320B							
	Pace Analytical Services - Indianapolis							
Alkalinity, Total as CaCO3	**241**	mg/L	2.0	1		05/22/22 11:36		
Alkalinity,Bicarbonate (CaCO3)	**236**	mg/L	2.0	1		05/22/22 11:36		
Alkalinity,Carbonate (CaCO3)	**5.0**	mg/L	2.0	1		05/22/22 11:36		
2540C Total Dissolved Solids	Analytical Method: SM 2540C							
	Pace Analytical Services - Indianapolis							
Total Dissolved Solids	**538**	mg/L	10.0	1		05/21/22 12:24		
4500H+ pH, Electrometric	Analytical Method: SM 4500-H+B							
	Pace Analytical Services - Indianapolis							
pH at 25 Degrees C	**7.6**	Std. Units	0.10	1		05/21/22 10:59		H3

REPORT OF LABORATORY ANALYSIS

This report shall not be reproduced, except in full,
without the written consent of Pace Analytical Services, LLC.

Pace Analytical Services, LLC
7726 Moller Road
Indianapolis, IN 46268
(317)228-3100

ANALYTICAL RESULTS

Project: Eagle Valley P1R2
Pace Project No.: 50317814

Sample: MW-16I **Lab ID: 50316700005** Collected: 05/17/22 11:45 Received: 05/17/22 17:00 Matrix: Water

Parameters	Results	Units	Report Limit	DF	Prepared	Analyzed	CAS No.	Qual
4500S2D Sulfide Water	Analytical Method: SM 4500-S2-D Pace Analytical Services - Indianapolis							
Sulfide	ND	mg/L	0.10	1		05/23/22 19:56	18496-25-8	
Iron, Ferrous	Analytical Method: HACH 8146 Pace Analytical Services - Indianapolis							
Iron, Ferrous	ND	mg/L	0.20	1		05/25/22 23:10	15438-31-0	H3,N2
353.2 Nitrogen, NO2/NO3 unpres	Analytical Method: EPA 353.2 Pace Analytical Services - Indianapolis							
Nitrogen, Nitrate	**0.73**	mg/L	0.10	1		05/18/22 09:08	14797-55-8	
Nitrogen, Nitrite	ND	mg/L	0.10	1		05/18/22 09:08	14797-65-0	
365.1 Total Phosphorus	Analytical Method: EPA 365.1 Preparation Method: EPA 365.1 Pace Analytical Services - Indianapolis							
Phosphate as P04	ND	mg/L	0.15	1	05/18/22 07:30	05/21/22 11:39		
5310C TOC	Analytical Method: SM 5310C Pace Analytical Services - Indianapolis							
Total Organic Carbon	ND	mg/L	1.0	1		05/27/22 21:37	7440-44-0	
5310C Dissolved Organic Carbon	Analytical Method: SM 5310C Pace Analytical Services - Indianapolis							
Dissolved Organic Carbon	ND	mg/L	1.0	1		05/27/22 07:43		

REPORT OF LABORATORY ANALYSIS

This report shall not be reproduced, except in full,
without the written consent of Pace Analytical Services, LLC.

Pace Analytical Services, LLC
7726 Moller Road
Indianapolis, IN 46268
(317)228-3100

ANALYTICAL RESULTS

Project: Eagle Valley P1R2
Pace Project No.: 50317814

Sample: MW-16D **Lab ID: 50316700006** Collected: 05/17/22 10:40 Received: 05/17/22 17:00 Matrix: Water

Parameters	Results	Units	Report Limit	DF	Prepared	Analyzed	CAS No.	Qual
9056 IC Anions	Analytical Method: EPA 9056							
	Pace Analytical Services - Indianapolis							
Chloride	**85.9**	mg/L	2.5	10		05/28/22 17:25	16887-00-6	
Fluoride	**0.36**	mg/L	0.10	1		05/28/22 17:06	16984-48-8	
Sulfate	**79.4**	mg/L	2.5	10		05/28/22 17:25	14808-79-8	
6010 MET ICP	Analytical Method: EPA 6010 Preparation Method: EPA 3010							
	Pace Analytical Services - Indianapolis							
Aluminum	ND	ug/L	200	1	05/25/22 15:37	05/27/22 11:59	7429-90-5	
Barium	**66.1**	ug/L	10.0	1	05/25/22 15:37	05/27/22 11:59	7440-39-3	
Boron	**240**	ug/L	100	1	05/25/22 15:37	05/27/22 11:59	7440-42-8	
Calcium	**77600**	ug/L	1000	1	05/25/22 15:37	05/27/22 11:59	7440-70-2	
Iron	**1100**	ug/L	100	1	05/25/22 15:37	05/27/22 11:59	7439-89-6	
Lithium	**64.2**	ug/L	20.0	1	05/25/22 15:37	05/27/22 11:59	7439-93-2	
Magnesium	**18600**	ug/L	1000	1	05/25/22 15:37	05/27/22 11:59	7439-95-4	
Manganese	**169**	ug/L	10.0	1	05/25/22 15:37	05/27/22 11:59	7439-96-5	
Molybdenum	**71.1**	ug/L	10.0	1	05/25/22 15:37	05/27/22 11:59	7439-98-7	
Potassium	**8110**	ug/L	1000	1	05/25/22 15:37	05/27/22 11:59	7440-09-7	
Silica	**11000**	ug/L	450	1	05/25/22 15:37	05/27/22 11:59	7631-86-9	N2
Sodium	**65900**	ug/L	1000	1	05/25/22 15:37	05/27/22 11:59	7440-23-5	
6010 MET ICP, Dissolved	Analytical Method: EPA 6010 Preparation Method: EPA 3010							
	Pace Analytical Services - Indianapolis							
Manganese, Dissolved	**163**	ug/L	10.0	1	05/26/22 09:50	05/28/22 15:51	7439-96-5	
Molybdenum, Dissolved	**67.8**	ug/L	10.0	1	05/26/22 09:50	05/28/22 15:51	7439-98-7	
6020 MET ICPMS	Analytical Method: EPA 6020 Preparation Method: EPA 200.2							
	Pace Analytical Services - Indianapolis							
Antimony	ND	ug/L	1.0	1	05/24/22 09:10	05/25/22 05:07	7440-36-0	
Arsenic	**4.1**	ug/L	1.0	1	05/24/22 09:10	05/25/22 05:07	7440-38-2	
Cobalt	ND	ug/L	1.0	1	05/24/22 09:10	05/25/22 05:07	7440-48-4	
Selenium	ND	ug/L	1.0	1	05/24/22 09:10	05/25/22 05:07	7782-49-2	
2320B Alkalinity	Analytical Method: SM 2320B							
	Pace Analytical Services - Indianapolis							
Alkalinity, Total as CaCO3	**234**	mg/L	2.0	1		05/22/22 11:36		
Alkalinity,Bicarbonate (CaCO3)	**229**	mg/L	2.0	1		05/22/22 11:36		
Alkalinity,Carbonate (CaCO3)	**4.6**	mg/L	2.0	1		05/22/22 11:36		
2540C Total Dissolved Solids	Analytical Method: SM 2540C							
	Pace Analytical Services - Indianapolis							
Total Dissolved Solids	**449**	mg/L	10.0	1		05/21/22 12:24		
4500H+ pH, Electrometric	Analytical Method: SM 4500-H+B							
	Pace Analytical Services - Indianapolis							
pH at 25 Degrees C	**7.7**	Std. Units	0.10	1		05/21/22 11:00		H3

REPORT OF LABORATORY ANALYSIS

This report shall not be reproduced, except in full,
without the written consent of Pace Analytical Services, LLC.

Pace Analytical Services, LLC
7726 Moller Road
Indianapolis, IN 46268
(317)228-3100

ANALYTICAL RESULTS

Project: Eagle Valley P1R2
Pace Project No.: 50317814

Sample: MW-16D **Lab ID: 50316700006** Collected: 05/17/22 10:40 Received: 05/17/22 17:00 Matrix: Water

Parameters	Results	Units	Report Limit	DF	Prepared	Analyzed	CAS No.	Qual
4500S2D Sulfide Water	Analytical Method: SM 4500-S2-D Pace Analytical Services - Indianapolis							
Sulfide	ND	mg/L	0.10	1		05/23/22 19:56	18496-25-8	
Iron, Ferrous	Analytical Method: HACH 8146 Pace Analytical Services - Indianapolis							
Iron, Ferrous	ND	mg/L	0.20	1		05/25/22 23:10	15438-31-0	H3,N2
353.2 Nitrogen, NO2/NO3 unpres	Analytical Method: EPA 353.2 Pace Analytical Services - Indianapolis							
Nitrogen, Nitrate	ND	mg/L	0.10	1		05/18/22 09:06	14797-55-8	
Nitrogen, Nitrite	ND	mg/L	0.10	1		05/18/22 09:06	14797-65-0	
365.1 Total Phosphorus	Analytical Method: EPA 365.1 Preparation Method: EPA 365.1 Pace Analytical Services - Indianapolis							
Phosphate as P04	ND	mg/L	0.15	1	05/18/22 07:30	05/21/22 11:40		
5310C TOC	Analytical Method: SM 5310C Pace Analytical Services - Indianapolis							
Total Organic Carbon	**1.8**	mg/L	1.0	1		05/27/22 22:42	7440-44-0	
5310C Dissolved Organic Carbon	Analytical Method: SM 5310C Pace Analytical Services - Indianapolis							
Dissolved Organic Carbon	**2.0**	mg/L	1.0	1		05/27/22 07:54		

REPORT OF LABORATORY ANALYSIS

This report shall not be reproduced, except in full,
without the written consent of Pace Analytical Services, LLC.

Pace Analytical Services, LLC
7726 Moller Road
Indianapolis, IN 46268
(317)228-3100

QUALITY CONTROL DATA

Project: Eagle Valley P1R2
Pace Project No.: 50317814

QC Batch: 678521
QC Batch Method: EPA 9056
Analysis Method: EPA 9056
Analysis Description: 9056 IC Anions
Laboratory: Pace Analytical Services - Indianapolis
Associated Lab Samples: 50316700004, 50316700005, 50316700006

METHOD BLANK: 3123670 Matrix: Water
Associated Lab Samples: 50316700004, 50316700005, 50316700006

Parameter	Units	Blank Result	Reporting Limit	Analyzed	Qualifiers
Chloride	mg/L	ND	0.25	05/28/22 11:34	
Fluoride	mg/L	ND	0.10	05/28/22 11:34	
Sulfate	mg/L	ND	0.25	05/28/22 11:34	

LABORATORY CONTROL SAMPLE: 3123671

Parameter	Units	Spike Conc.	LCS Result	LCS % Rec	% Rec Limits	Qualifiers
Chloride	mg/L	1.2	1.2	99	80-120	
Fluoride	mg/L	0.5	0.48	97	80-120	
Sulfate	mg/L	2.5	2.5	100	80-120	

MATRIX SPIKE & MATRIX SPIKE DUPLICATE: 3123672 3123673

Parameter	Units	50316700001 Result	MS Spike Conc.	MSD Spike Conc.	MS Result	MSD Result	MS % Rec	MSD % Rec	% Rec Limits	RPD	Max RPD	Qual
Chloride	mg/L	10.5	1.2	1.2	11.9	11.9	112	111	80-120	0	15	
Fluoride	mg/L	ND	0.5	0.5	0.54	0.54	96	96	80-120	0	15	
Sulfate	mg/L	36.2	25	25	60.1	60.2	95	96	80-120	0	15	

Results presented on this page are in the units indicated by the "Units" column except where an alternate unit is presented to the right of the result.

REPORT OF LABORATORY ANALYSIS

This report shall not be reproduced, except in full,
without the written consent of Pace Analytical Services, LLC.

Pace Analytical Services, LLC
7726 Moller Road
Indianapolis, IN 46268
(317)228-3100

QUALITY CONTROL DATA

Project: Eagle Valley P1R2
Pace Project No.: 50317814

QC Batch: 677592
QC Batch Method: EPA 3010
Analysis Method: EPA 6010
Analysis Description: 6010 MET
Laboratory: Pace Analytical Services - Indianapolis
Associated Lab Samples: 50316700004, 50316700005, 50316700006

METHOD BLANK: 3120381 Matrix: Water
Associated Lab Samples: 50316700004, 50316700005, 50316700006

Parameter	Units	Blank Result	Reporting Limit	Analyzed	Qualifiers
Aluminum	ug/L	ND	200	05/27/22 11:02	
Barium	ug/L	ND	10.0	05/27/22 11:02	
Boron	ug/L	ND	100	05/27/22 11:02	
Calcium	ug/L	ND	1000	05/27/22 11:02	
Iron	ug/L	ND	100	05/27/22 11:02	
Lithium	ug/L	ND	20.0	05/27/22 11:02	
Magnesium	ug/L	ND	1000	05/27/22 11:02	
Manganese	ug/L	ND	10.0	05/27/22 11:02	
Molybdenum	ug/L	ND	10.0	05/27/22 11:02	
Potassium	ug/L	ND	1000	05/27/22 11:02	
Silica	ug/L	ND	450	05/27/22 11:02	N2
Sodium	ug/L	ND	1000	05/27/22 11:02	

LABORATORY CONTROL SAMPLE: 3120382

Parameter	Units	Spike Conc.	LCS Result	LCS % Rec	% Rec Limits	Qualifiers
Aluminum	ug/L	10000	9700	97	80-120	
Barium	ug/L	1000	976	98	80-120	
Boron	ug/L	1000	994	99	80-120	
Calcium	ug/L	10000	9920	99	80-120	
Iron	ug/L	10000	9440	94	80-120	
Lithium	ug/L	1000	995	100	80-120	
Magnesium	ug/L	10000	9290	93	80-120	
Manganese	ug/L	1000	940	94	80-120	
Molybdenum	ug/L	1000	1010	101	80-120	
Potassium	ug/L	10000	9380	94	80-120	
Silica	ug/L	10700	10300	97	80-120	N2
Sodium	ug/L	10000	9650	96	80-120	

MATRIX SPIKE & MATRIX SPIKE DUPLICATE: 3120383 3120384

Parameter	Units	50316700001 Result	MS Spike Conc.	MSD Spike Conc.	MS Result	MSD Result	MS % Rec	MSD % Rec	% Rec Limits	RPD	Max RPD	Qual
Aluminum	ug/L	ND	10000	10000	9990	10400	99	102	75-125	4	20	
Barium	ug/L	39.6	1000	1000	1010	1050	97	101	75-125	4	20	
Boron	ug/L	136	1000	1000	1050	1090	91	95	75-125	4	20	
Calcium	ug/L	85700	10000	10000	91700	96100	59	103	75-125	5	20	P6

Results presented on this page are in the units indicated by the "Units" column except where an alternate unit is presented to the right of the result.

REPORT OF LABORATORY ANALYSIS

This report shall not be reproduced, except in full,
without the written consent of Pace Analytical Services, LLC.

Pace Analytical Services, LLC
7726 Moller Road
Indianapolis, IN 46268
(317)228-3100

QUALITY CONTROL DATA

Project: Eagle Valley P1R2
Pace Project No.: 50317814

MATRIX SPIKE & MATRIX SPIKE DUPLICATE: 3120383 3120384

Parameter	Units	50316700001 Result	MS Spike Conc.	MSD Spike Conc.	MS Result	MSD Result	MS % Rec	MSD % Rec	% Rec Limits	RPD	Max RPD	Qual
Iron	ug/L	366	10000	10000	9690	10100	93	98	75-125	4	20	
Lithium	ug/L	ND	1000	1000	1030	1070	103	106	75-125	3	20	
Magnesium	ug/L	25400	10000	10000	33600	35200	82	98	75-125	4	20	
Manganese	ug/L	48.4	1000	1000	975	1020	93	97	75-125	4	20	
Molybdenum	ug/L	ND	1000	1000	1010	1050	101	104	75-125	3	20	
Potassium	ug/L	2600	10000	10000	12200	12600	96	100	75-125	3	20	
Silica	ug/L	18200	10700	10700	28200	29100	93	102	75-125	3	20	N2
Sodium	ug/L	8810	10000	10000	18300	19000	95	102	75-125	4	20	

Results presented on this page are in the units indicated by the "Units" column except where an alternate unit is presented to the right of the result.

REPORT OF LABORATORY ANALYSIS

This report shall not be reproduced, except in full,
without the written consent of Pace Analytical Services, LLC.

Pace Analytical Services, LLC
7726 Moller Road
Indianapolis, IN 46268
(317)228-3100

QUALITY CONTROL DATA

Project: Eagle Valley P1R2
Pace Project No.: 50317814

QC Batch: 678126
QC Batch Method: EPA 3010
Analysis Method: EPA 6010
Analysis Description: 6010 MET Dissolved
Laboratory: Pace Analytical Services - Indianapolis
Associated Lab Samples: 50316700004, 50316700005, 50316700006

METHOD BLANK: 3122119 Matrix: Water
Associated Lab Samples: 50316700004, 50316700005, 50316700006

Parameter	Units	Blank Result	Reporting Limit	Analyzed	Qualifiers
Manganese, Dissolved	ug/L	ND	10.0	05/28/22 14:46	
Molybdenum, Dissolved	ug/L	ND	10.0	05/28/22 14:46	

LABORATORY CONTROL SAMPLE: 3122120

Parameter	Units	Spike Conc.	LCS Result	LCS % Rec	% Rec Limits	Qualifiers
Manganese, Dissolved	ug/L	1000	931	93	80-120	
Molybdenum, Dissolved	ug/L	1000	972	97	80-120	

MATRIX SPIKE & MATRIX SPIKE DUPLICATE: 3122121 3122122

Parameter	Units	50316118001 Result	MS Spike Conc.	MSD Spike Conc.	MS Result	MSD Result	MS % Rec	MSD % Rec	% Rec Limits	RPD	Max RPD	Qual
Manganese, Dissolved	ug/L	ND	1000	1000	943	938	94	93	75-125	0	20	
Molybdenum, Dissolved	ug/L	ND	1000	1000	969	964	97	96	75-125	1	20	

MATRIX SPIKE & MATRIX SPIKE DUPLICATE: 3122123 3122124

Parameter	Units	50316689001 Result	MS Spike Conc.	MSD Spike Conc.	MS Result	MSD Result	MS % Rec	MSD % Rec	% Rec Limits	RPD	Max RPD	Qual
Manganese, Dissolved	ug/L	<10.0	1000	1000	927	948	93	95	75-125	2	20	
Molybdenum, Dissolved	ug/L	<10.0	1000	1000	950	979	95	98	75-125	3	20	

MATRIX SPIKE & MATRIX SPIKE DUPLICATE: 3122125 3122126

Parameter	Units	50316693002 Result	MS Spike Conc.	MSD Spike Conc.	MS Result	MSD Result	MS % Rec	MSD % Rec	% Rec Limits	RPD	Max RPD	Qual
Manganese, Dissolved	ug/L	1670	1000	1000	2650	2580	98	92	75-125	3	20	
Molybdenum, Dissolved	ug/L	3.6J	1000	1000	996	980	99	98	75-125	2	20	

Results presented on this page are in the units indicated by the "Units" column except where an alternate unit is presented to the right of the result.

REPORT OF LABORATORY ANALYSIS

This report shall not be reproduced, except in full,
without the written consent of Pace Analytical Services, LLC.

Pace Analytical Services, LLC
7726 Moller Road
Indianapolis, IN 46268
(317)228-3100

QUALITY CONTROL DATA

Project: Eagle Valley P1R2
Pace Project No.: 50317814

MATRIX SPIKE & MATRIX SPIKE DUPLICATE: 3122127 3122128

Parameter	Units	50316700001 Result	MS Spike Conc.	MSD Spike Conc.	MS Result	MSD Result	MS % Rec	MSD % Rec	% Rec Limits	RPD	Max RPD	Qual
Manganese, Dissolved	ug/L	32.3	1000	1000	960	986	93	95	75-125	3	20	
Molybdenum, Dissolved	ug/L	ND	1000	1000	963	998	96	100	75-125	4	20	

Results presented on this page are in the units indicated by the "Units" column except where an alternate unit is presented to the right of the result.

REPORT OF LABORATORY ANALYSIS

This report shall not be reproduced, except in full,
without the written consent of Pace Analytical Services, LLC.

Pace Analytical Services, LLC
7726 Moller Road
Indianapolis, IN 46268
(317)228-3100

QUALITY CONTROL DATA

Project: Eagle Valley P1R2
Pace Project No.: 50317814

QC Batch: 677820
QC Batch Method: EPA 200.2
Analysis Method: EPA 6020
Analysis Description: 6020 MET
Laboratory: Pace Analytical Services - Indianapolis
Associated Lab Samples: 50316700004, 50316700005, 50316700006

METHOD BLANK: 3120969 Matrix: Water
Associated Lab Samples: 50316700004, 50316700005, 50316700006

Parameter	Units	Blank Result	Reporting Limit	Analyzed	Qualifiers
Antimony	ug/L	ND	1.0	05/25/22 04:11	
Arsenic	ug/L	ND	1.0	05/25/22 04:11	
Cobalt	ug/L	ND	1.0	05/25/22 04:11	
Selenium	ug/L	ND	1.0	05/25/22 04:11	

LABORATORY CONTROL SAMPLE: 3120970

Parameter	Units	Spike Conc.	LCS Result	LCS % Rec	% Rec Limits	Qualifiers
Antimony	ug/L	40	42.5	106	80-120	
Arsenic	ug/L	40	38.4	96	80-120	
Cobalt	ug/L	40	41.4	103	80-120	
Selenium	ug/L	40	38.2	96	80-120	

MATRIX SPIKE & MATRIX SPIKE DUPLICATE: 3120971 3120972

Parameter	Units	50316700001 Result	MS Spike Conc.	MSD Spike Conc.	MS Result	MSD Result	MS % Rec	MSD % Rec	% Rec Limits	RPD	Max RPD	Qual
Antimony	ug/L	ND	40	40	43.6	43.8	109	109	75-125	1	20	
Arsenic	ug/L	ND	40	40	39.0	39.4	96	97	75-125	1	20	
Cobalt	ug/L	ND	40	40	39.2	39.2	97	97	75-125	0	20	
Selenium	ug/L	ND	40	40	40.4	39.0	100	97	75-125	3	20	

MATRIX SPIKE & MATRIX SPIKE DUPLICATE: 3120973 3120974

Parameter	Units	50316702003 Result	MS Spike Conc.	MSD Spike Conc.	MS Result	MSD Result	MS % Rec	MSD % Rec	% Rec Limits	RPD	Max RPD	Qual
Antimony	ug/L	<2.0	40	40	44.2	44.3	110	110	75-125	0	20	
Arsenic	ug/L	97.5	40	40	135	135	93	93	75-125	0	20	
Cobalt	ug/L	8.3	40	40	45.5	45.6	93	93	75-125	0	20	
Selenium	ug/L	<5.0	40	40	40.1	38.6	100	96	75-125	4	20	

Results presented on this page are in the units indicated by the "Units" column except where an alternate unit is presented to the right of the result.

REPORT OF LABORATORY ANALYSIS

This report shall not be reproduced, except in full,
without the written consent of Pace Analytical Services, LLC.

Pace Analytical Services, LLC
7726 Moller Road
Indianapolis, IN 46268
(317)228-3100

QUALITY CONTROL DATA

Project: Eagle Valley P1R2
Pace Project No.: 50317814

QC Batch: 677538 | Analysis Method: SM 2320B
QC Batch Method: SM 2320B | Analysis Description: 2320B Alkalinity
Laboratory: Pace Analytical Services - Indianapolis
Associated Lab Samples: 50316700004, 50316700005, 50316700006

METHOD BLANK: 3120137 Matrix: Water
Associated Lab Samples: 50316700004, 50316700005, 50316700006

Parameter	Units	Blank Result	Reporting Limit	Analyzed	Qualifiers
Alkalinity, Total as CaCO3	mg/L	ND	2.0	05/22/22 11:36	
Alkalinity,Bicarbonate (CaCO3)	mg/L	ND	2.0	05/22/22 11:36	
Alkalinity,Carbonate (CaCO3)	mg/L	ND	2.0	05/22/22 11:36	

LABORATORY CONTROL SAMPLE: 3120138

Parameter	Units	Spike Conc.	LCS Result	LCS % Rec	% Rec Limits	Qualifiers
Alkalinity, Total as CaCO3	mg/L	50	53.4	107	90-110	

SAMPLE DUPLICATE: 3120139

Parameter	Units	50316700001 Result	Dup Result	RPD	Max RPD	Qualifiers
Alkalinity, Total as CaCO3	mg/L	287	290	1	20	
Alkalinity,Bicarbonate (CaCO3)	mg/L	287	290	1	20	
Alkalinity,Carbonate (CaCO3)	mg/L	ND	ND		20	

SAMPLE DUPLICATE: 3120140

Parameter	Units	50316701003 Result	Dup Result	RPD	Max RPD	Qualifiers
Alkalinity, Total as CaCO3	mg/L	232	235	1	20	
Alkalinity,Bicarbonate (CaCO3)	mg/L	232	235	1	20	
Alkalinity,Carbonate (CaCO3)	mg/L	ND	ND		20	

Results presented on this page are in the units indicated by the "Units" column except where an alternate unit is presented to the right of the result.

REPORT OF LABORATORY ANALYSIS

This report shall not be reproduced, except in full,
without the written consent of Pace Analytical Services, LLC.

Pace Analytical Services, LLC
7726 Moller Road
Indianapolis, IN 46268
(317)228-3100

QUALITY CONTROL DATA

Project: Eagle Valley P1R2
Pace Project No.: 50317814

QC Batch: 677533
QC Batch Method: SM 2540C
Analysis Method: SM 2540C
Analysis Description: 2540C Total Dissolved Solids
Laboratory: Pace Analytical Services - Indianapolis
Associated Lab Samples: 50316700004

METHOD BLANK: 3120068 Matrix: Water
Associated Lab Samples: 50316700004

Parameter	Units	Blank Result	Reporting Limit	Analyzed	Qualifiers
Total Dissolved Solids	mg/L	ND	10.0	05/21/22 12:09	

LABORATORY CONTROL SAMPLE: 3120069

Parameter	Units	Spike Conc.	LCS Result	LCS % Rec	% Rec Limits	Qualifiers
Total Dissolved Solids	mg/L	300	273	91	80-120	

SAMPLE DUPLICATE: 3120070

Parameter	Units	50317159018 Result	Dup Result	RPD	Max RPD	Qualifiers
Total Dissolved Solids	mg/L	544	534	2	10	

SAMPLE DUPLICATE: 3120071

Parameter	Units	50316700001 Result	Dup Result	RPD	Max RPD	Qualifiers
Total Dissolved Solids	mg/L	340	335	1	10	

Results presented on this page are in the units indicated by the "Units" column except where an alternate unit is presented to the right of the result.

REPORT OF LABORATORY ANALYSIS

This report shall not be reproduced, except in full,
without the written consent of Pace Analytical Services, LLC.

Pace Analytical Services, LLC
7726 Moller Road
Indianapolis, IN 46268
(317)228-3100

QUALITY CONTROL DATA

Project: Eagle Valley P1R2
Pace Project No.: 50317814

QC Batch: 677535
QC Batch Method: SM 2540C
Analysis Method: SM 2540C
Analysis Description: 2540C Total Dissolved Solids
Laboratory: Pace Analytical Services - Indianapolis
Associated Lab Samples: 50316700005, 50316700006

METHOD BLANK: 3120077 Matrix: Water
Associated Lab Samples: 50316700005, 50316700006

Parameter	Units	Blank Result	Reporting Limit	Analyzed	Qualifiers
Total Dissolved Solids	mg/L	ND	10.0	05/21/22 12:23	

LABORATORY CONTROL SAMPLE: 3120078

Parameter	Units	Spike Conc.	LCS Result	LCS % Rec	% Rec Limits	Qualifiers
Total Dissolved Solids	mg/L	300	270	90	80-120	

SAMPLE DUPLICATE: 3120079

Parameter	Units	50316700005 Result	Dup Result	RPD	Max RPD	Qualifiers
Total Dissolved Solids	mg/L	538	533	1	10	

SAMPLE DUPLICATE: 3120080

Parameter	Units	50316700006 Result	Dup Result	RPD	Max RPD	Qualifiers
Total Dissolved Solids	mg/L	449	442	2	10	

Results presented on this page are in the units indicated by the "Units" column except where an alternate unit is presented to the right of the result.

REPORT OF LABORATORY ANALYSIS

This report shall not be reproduced, except in full,
without the written consent of Pace Analytical Services, LLC.

Pace Analytical Services, LLC
7726 Moller Road
Indianapolis, IN 46268
(317)228-3100

QUALITY CONTROL DATA

Project: Eagle Valley P1R2
Pace Project No.: 50317814

QC Batch: 677536
QC Batch Method: SM 4500-H+B
Analysis Method: SM 4500-H+B
Analysis Description: 4500H+B pH
Laboratory: Pace Analytical Services - Indianapolis
Associated Lab Samples: 50316700004, 50316700005, 50316700006

SAMPLE DUPLICATE: 3120118

Parameter	Units	50316595006 Result	Dup Result	RPD	Max RPD	Qualifiers
pH at 25 Degrees C	Std. Units	6.7	6.7	0	2	H3

SAMPLE DUPLICATE: 3120119

Parameter	Units	50316700001 Result	Dup Result	RPD	Max RPD	Qualifiers
pH at 25 Degrees C	Std. Units	7.5	7.6	2	2	H3

Results presented on this page are in the units indicated by the "Units" column except where an alternate unit is presented to the right of the result.

REPORT OF LABORATORY ANALYSIS

This report shall not be reproduced, except in full,
without the written consent of Pace Analytical Services, LLC.

Pace Analytical Services, LLC
7726 Moller Road
Indianapolis, IN 46268
(317)228-3100

QUALITY CONTROL DATA

Project: Eagle Valley P1R2
Pace Project No.: 50317814

QC Batch: 677853
QC Batch Method: SM 4500-S2-D
Analysis Method: SM 4500-S2-D
Analysis Description: 4500S2D Sulfide Water
Laboratory: Pace Analytical Services - Indianapolis
Associated Lab Samples: 50316700004, 50316700005, 50316700006

METHOD BLANK: 3121051 Matrix: Water
Associated Lab Samples: 50316700004, 50316700005, 50316700006

Parameter	Units	Blank Result	Reporting Limit	Analyzed	Qualifiers
Sulfide	mg/L	ND	0.10	05/23/22 19:56	

LABORATORY CONTROL SAMPLE: 3121052

Parameter	Units	Spike Conc.	LCS Result	LCS % Rec	% Rec Limits	Qualifiers
Sulfide	mg/L	0.5	0.49	98	90-110	

MATRIX SPIKE & MATRIX SPIKE DUPLICATE: 3121053 3121054

Parameter	Units	50316700001 Result	MS Spike Conc.	MSD Spike Conc.	MS Result	MSD Result	MS % Rec	MSD % Rec	% Rec Limits	RPD	Max RPD	Qual
Sulfide	mg/L	ND	0.5	0.5	0.48	0.48	96	95	90-110	0	20	

MATRIX SPIKE SAMPLE: 3121055

Parameter	Units	50316700002 Result	Spike Conc.	MS Result	MS % Rec	% Rec Limits	Qualifiers
Sulfide	mg/L	ND	0.5	0.44	85	90-110	M0

Results presented on this page are in the units indicated by the "Units" column except where an alternate unit is presented to the right of the result.

REPORT OF LABORATORY ANALYSIS

This report shall not be reproduced, except in full,
without the written consent of Pace Analytical Services, LLC.

Pace Analytical Services, LLC
7726 Moller Road
Indianapolis, IN 46268
(317)228-3100

QUALITY CONTROL DATA

Project: Eagle Valley P1R2
Pace Project No.: 50317814

QC Batch: 678400 | Analysis Method: HACH 8146
QC Batch Method: HACH 8146 | Analysis Description: Iron, Ferrous
Laboratory: Pace Analytical Services - Indianapolis
Associated Lab Samples: 50316700004, 50316700005, 50316700006

METHOD BLANK: 3123122 Matrix: Water
Associated Lab Samples: 50316700004, 50316700005, 50316700006

Parameter	Units	Blank Result	Reporting Limit	Analyzed	Qualifiers
Iron, Ferrous	mg/L	ND	0.20	05/25/22 23:08	H3,N2

LABORATORY CONTROL SAMPLE: 3123123

Parameter	Units	Spike Conc.	LCS Result	LCS % Rec	% Rec Limits	Qualifiers
Iron, Ferrous	mg/L	1	0.99	99	90-110	H3,N2

MATRIX SPIKE & MATRIX SPIKE DUPLICATE: 3123124 3123125

Parameter	Units	50316700001 Result	MS Spike Conc.	MSD Spike Conc.	MS Result	MSD Result	MS % Rec	MSD % Rec	% Rec Limits	RPD	Max RPD	Qual
Iron, Ferrous	mg/L	ND	1	1	0.99	1.0	99	100	90-110	1	20	H3,N2

MATRIX SPIKE & MATRIX SPIKE DUPLICATE: 3123126 3123127

Parameter	Units	50317002002 Result	MS Spike Conc.	MSD Spike Conc.	MS Result	MSD Result	MS % Rec	MSD % Rec	% Rec Limits	RPD	Max RPD	Qual
Iron, Ferrous	mg/L	ND	1	1	0.98	1.0	98	100	90-110	2	20	H3,N2

Results presented on this page are in the units indicated by the "Units" column except where an alternate unit is presented to the right of the result.

REPORT OF LABORATORY ANALYSIS

This report shall not be reproduced, except in full,
without the written consent of Pace Analytical Services, LLC.

Pace Analytical Services, LLC
7726 Moller Road
Indianapolis, IN 46268
(317)228-3100

QUALITY CONTROL DATA

Project: Eagle Valley P1R2
Pace Project No.: 50317814

QC Batch: 676819
QC Batch Method: EPA 353.2
Analysis Method: EPA 353.2
Analysis Description: 353.2 Nitrate + Nitrite, Unpres.
Laboratory: Pace Analytical Services - Indianapolis
Associated Lab Samples: 50316700004, 50316700005, 50316700006

METHOD BLANK: 3116117 Matrix: Water
Associated Lab Samples: 50316700004, 50316700005, 50316700006

Parameter	Units	Blank Result	Reporting Limit	Analyzed	Qualifiers
Nitrogen, Nitrate	mg/L	ND	0.10	05/18/22 08:58	
Nitrogen, Nitrite	mg/L	ND	0.10	05/18/22 08:58	

LABORATORY CONTROL SAMPLE: 3116118

Parameter	Units	Spike Conc.	LCS Result	LCS % Rec	% Rec Limits	Qualifiers
Nitrogen, Nitrate	mg/L	1	0.98	98	90-110	
Nitrogen, Nitrite	mg/L	1	0.98	98	90-110	

MATRIX SPIKE & MATRIX SPIKE DUPLICATE: 3116119 3116120

Parameter	Units	50316700001 Result	MS Spike Conc.	MSD Spike Conc.	MS Result	MSD Result	MS % Rec	MSD % Rec	% Rec Limits	RPD	Max RPD	Qual
Nitrogen, Nitrate	mg/L	1.5	1	1	2.5	2.5	99	99	90-110	0	20	
Nitrogen, Nitrite	mg/L	ND	1	1	0.97	0.97	97	97	90-110	0	20	

MATRIX SPIKE SAMPLE: 3116121

Parameter	Units	50316701004 Result	Spike Conc.	MS Result	MS % Rec	% Rec Limits	Qualifiers
Nitrogen, Nitrate	mg/L	ND	1	0.97	97	90-110	
Nitrogen, Nitrite	mg/L	ND	1	0.98	98	90-110	

Results presented on this page are in the units indicated by the "Units" column except where an alternate unit is presented to the right of the result.

REPORT OF LABORATORY ANALYSIS

This report shall not be reproduced, except in full,
without the written consent of Pace Analytical Services, LLC.

Pace Analytical Services, LLC
7726 Moller Road
Indianapolis, IN 46268
(317)228-3100

QUALITY CONTROL DATA

Project: Eagle Valley P1R2
Pace Project No.: 50317814

QC Batch: 676784
QC Batch Method: EPA 365.1
Analysis Method: EPA 365.1
Analysis Description: 365.1 Total Phosphorus
Laboratory: Pace Analytical Services - Indianapolis
Associated Lab Samples: 50316700004, 50316700005, 50316700006

METHOD BLANK: 3115979 Matrix: Water
Associated Lab Samples: 50316700004, 50316700005, 50316700006

Parameter	Units	Blank Result	Reporting Limit	Analyzed	Qualifiers
Phosphate as P04	mg/L	ND	0.15	05/21/22 11:26	

LABORATORY CONTROL SAMPLE: 3115980

Parameter	Units	Spike Conc.	LCS Result	LCS % Rec	% Rec Limits	Qualifiers
Phosphate as P04	mg/L		1.4			

MATRIX SPIKE & MATRIX SPIKE DUPLICATE: 3115981 3115982

Parameter	Units	50316700001 Result	MS Spike Conc.	MSD Spike Conc.	MS Result	MSD Result	MS % Rec	MSD % Rec	% Rec Limits	RPD	Max RPD	Qual
Phosphate as P04	mg/L	ND			1.4	1.5				1		

MATRIX SPIKE SAMPLE: 3115983

Parameter	Units	50316700004 Result	Spike Conc.	MS Result	MS % Rec	% Rec Limits	Qualifiers
Phosphate as P04	mg/L	ND		1.4			

Results presented on this page are in the units indicated by the "Units" column except where an alternate unit is presented to the right of the result.

REPORT OF LABORATORY ANALYSIS

This report shall not be reproduced, except in full,
without the written consent of Pace Analytical Services, LLC.

Pace Analytical Services, LLC
7726 Moller Road
Indianapolis, IN 46268
(317)228-3100

QUALITY CONTROL DATA

Project: Eagle Valley P1R2
Pace Project No.: 50317814

QC Batch: 678846 | Analysis Method: SM 5310C
QC Batch Method: SM 5310C | Analysis Description: 5310C Total Organic Carbon
Laboratory: Pace Analytical Services - Indianapolis
Associated Lab Samples: 50316700004, 50316700005, 50316700006

METHOD BLANK: 3125388 Matrix: Water
Associated Lab Samples: 50316700004, 50316700005, 50316700006

Parameter	Units	Blank Result	Reporting Limit	Analyzed	Qualifiers
Total Organic Carbon	mg/L	ND	1.0	05/27/22 20:38	

LABORATORY CONTROL SAMPLE: 3125389

Parameter	Units	Spike Conc.	LCS Result	LCS % Rec	% Rec Limits	Qualifiers
Total Organic Carbon	mg/L	10	10.2	102	90-110	

MATRIX SPIKE & MATRIX SPIKE DUPLICATE: 3125390 3125391

Parameter	Units	50316700005 Result	MS Spike Conc.	MSD Spike Conc.	MS Result	MSD Result	MS % Rec	MSD % Rec	% Rec Limits	RPD	Max RPD	Qual
Total Organic Carbon	mg/L	ND	10	10	11.0	11.0	102	101	80-120	0	20	

MATRIX SPIKE SAMPLE: 3125392

Parameter	Units	50316719006 Result	Spike Conc.	MS Result	MS % Rec	% Rec Limits	Qualifiers
Total Organic Carbon	mg/L	2.1	10	12.0	99	80-120	

Results presented on this page are in the units indicated by the "Units" column except where an alternate unit is presented to the right of the result.

REPORT OF LABORATORY ANALYSIS

This report shall not be reproduced, except in full,
without the written consent of Pace Analytical Services, LLC.

Pace Analytical Services, LLC
7726 Moller Road
Indianapolis, IN 46268
(317)228-3100

QUALITY CONTROL DATA

Project: Eagle Valley P1R2
Pace Project No.: 50317814

QC Batch: 678549 | Analysis Method: SM 5310C
QC Batch Method: SM 5310C | Analysis Description: 5310C Dissolved Organic Carbon
Laboratory: Pace Analytical Services - Indianapolis
Associated Lab Samples: 50316700004, 50316700005, 50316700006

METHOD BLANK: 3123789 Matrix: Water
Associated Lab Samples: 50316700004, 50316700005, 50316700006

Parameter	Units	Blank Result	Reporting Limit	Analyzed	Qualifiers
Dissolved Organic Carbon	mg/L	ND	1.0	05/27/22 05:06	

LABORATORY CONTROL SAMPLE: 3123790

Parameter	Units	Spike Conc.	LCS Result	LCS % Rec	% Rec Limits	Qualifiers
Dissolved Organic Carbon	mg/L	10	9.9	99	90-110	

MATRIX SPIKE & MATRIX SPIKE DUPLICATE: 3123791 3123792

Parameter	Units	50316700001 Result	MS Spike Conc.	MSD Spike Conc.	MS Result	MSD Result	MS % Rec	MSD % Rec	% Rec Limits	RPD	Max RPD	Qual
Dissolved Organic Carbon	mg/L	ND	10	10	10.7	10.6	101	100	80-120	1	20	P4

MATRIX SPIKE SAMPLE: 3123793

Parameter	Units	50316808002 Result	Spike Conc.	MS Result	MS % Rec	% Rec Limits	Qualifiers
Dissolved Organic Carbon	mg/L	ND	10	11.2	102	80-120	

Results presented on this page are in the units indicated by the "Units" column except where an alternate unit is presented to the right of the result.

REPORT OF LABORATORY ANALYSIS

This report shall not be reproduced, except in full,
without the written consent of Pace Analytical Services, LLC.

Pace Analytical Services, LLC
7726 Moller Road
Indianapolis, IN 46268
(317)228-3100

ANALYTICAL RESULTS - RADIOCHEMISTRY

Project: Eagle Valley P1R2
Pace Project No.: 50317814

Sample: MW-16S **Lab ID: 50316700004** Collected: 05/17/22 12:50 Received: 05/17/22 17:00 Matrix: Water
PWS: Site ID: Sample Type:

Parameters	Method	Act ± Unc (MDC) Carr Trac	Units	Analyzed	CAS No.	Qual
	Pace Analytical Services - Greensburg					
Radium-226	EPA 903.1	**0.131 ± 0.298 (0.177) C:NA T:87%**	pCi/L	07/01/22 13:23	13982-63-3	
	Pace Analytical Services - Greensburg					
Radium-228	EPA 904.0	**1.05 ± 0.455 (0.737) C:74% T:87%**	pCi/L	06/24/22 12:34	15262-20-1	
	Pace Analytical Services - Greensburg					
Total Radium	Total Radium Calculation	**1.18 ± 0.753 (0.914)**	pCi/L	07/01/22 17:40	7440-14-4	

This report shall not be reproduced, except in full,
without the written consent of Pace Analytical Services, LLC.

Pace Analytical Services, LLC
7726 Moller Road
Indianapolis, IN 46268
(317)228-3100

ANALYTICAL RESULTS - RADIOCHEMISTRY

Project: Eagle Valley P1R2
Pace Project No.: 50317814

Sample: MW-16I **Lab ID: 50316700005** Collected: 05/17/22 11:45 Received: 05/17/22 17:00 Matrix: Water
PWS: Site ID: Sample Type:

Parameters	Method	Act ± Unc (MDC) Carr Trac	Units	Analyzed	CAS No.	Qual
	Pace Analytical Services - Greensburg					
Radium-226	EPA 903.1	**0.482 ± 0.436 (0.643) C:NA T:93%**	pCi/L	07/01/22 13:11	13982-63-3	
	Pace Analytical Services - Greensburg					
Radium-228	EPA 904.0	**0.526 ± 0.375 (0.730) C:75% T:93%**	pCi/L	06/24/22 12:34	15262-20-1	
	Pace Analytical Services - Greensburg					
Total Radium	Total Radium Calculation	**1.01 ± 0.811 (1.37)**	pCi/L	07/01/22 17:40	7440-14-4	

This report shall not be reproduced, except in full,
without the written consent of Pace Analytical Services, LLC.

Pace Analytical Services, LLC
7726 Moller Road
Indianapolis, IN 46268
(317)228-3100

ANALYTICAL RESULTS - RADIOCHEMISTRY

Project: Eagle Valley P1R2
Pace Project No.: 50317814

Sample: MW-16D **Lab ID: 50316700006** Collected: 05/17/22 10:40 Received: 05/17/22 17:00 Matrix: Water
PWS: Site ID: Sample Type:

Parameters	Method	Act ± Unc (MDC) Carr Trac	Units	Analyzed	CAS No.	Qual
	Pace Analytical Services - Greensburg					
Radium-226	EPA 903.1	**0.431 ± 0.398 (0.580) C:NA T:91%**	pCi/L	07/01/22 13:39	13982-63-3	
	Pace Analytical Services - Greensburg					
Radium-228	EPA 904.0	**0.843 ± 0.448 (0.808) C:74% T:91%**	pCi/L	06/24/22 12:34	15262-20-1	
	Pace Analytical Services - Greensburg					
Total Radium	Total Radium Calculation	**1.27 ± 0.846 (1.39)**	pCi/L	07/01/22 17:40	7440-14-4	

This report shall not be reproduced, except in full,
without the written consent of Pace Analytical Services, LLC.

Pace Analytical Services, LLC
7726 Moller Road
Indianapolis, IN 46268
(317)228-3100

QUALITY CONTROL - RADIOCHEMISTRY

Project: Eagle Valley P1R2
Pace Project No.: 50317814

QC Batch: 510594
QC Batch Method: EPA 904.0
Analysis Method: EPA 904.0
Analysis Description: 904.0 Radium 228
Laboratory: Pace Analytical Services - Greensburg
Associated Lab Samples: 50316700004, 50316700005, 50316700006

METHOD BLANK: 2474779 Matrix: Water
Associated Lab Samples: 50316700004, 50316700005, 50316700006

Parameter	Act ± Unc (MDC) Carr Trac	Units	Analyzed	Qualifiers
Radium-228	0.365 ± 0.277 (0.528) C:74% T:89%	pCi/L	06/24/22 12:36	

Results presented on this page are in the units indicated by the "Units" column except where an alternate unit is presented to the right of the result.

REPORT OF LABORATORY ANALYSIS

This report shall not be reproduced, except in full,
without the written consent of Pace Analytical Services, LLC.

Pace Analytical Services, LLC
7726 Moller Road
Indianapolis, IN 46268
(317)228-3100

QUALITY CONTROL - RADIOCHEMISTRY

Project: Eagle Valley P1R2
Pace Project No.: 50317814

QC Batch: 510589
QC Batch Method: EPA 903.1
Analysis Method: EPA 903.1
Analysis Description: 903.1 Radium-226
Laboratory: Pace Analytical Services - Greensburg
Associated Lab Samples: 50316700004, 50316700005, 50316700006

METHOD BLANK: 2474772 Matrix: Water
Associated Lab Samples: 50316700004, 50316700005, 50316700006

Parameter	Act ± Unc (MDC) Carr Trac	Units	Analyzed	Qualifiers
Radium-226	0.0530 ± 0.242 (0.390) C:NA T:89%	pCi/L	07/01/22 12:58	

Results presented on this page are in the units indicated by the "Units" column except where an alternate unit is presented to the right of the result.

REPORT OF LABORATORY ANALYSIS

This report shall not be reproduced, except in full,
without the written consent of Pace Analytical Services, LLC.

Pace Analytical Services, LLC
7726 Moller Road
Indianapolis, IN 46268
(317)228-3100

QUALIFIERS

Project: Eagle Valley P1R2
Pace Project No.: 50317814

DEFINITIONS

DF - Dilution Factor, if reported, represents the factor applied to the reported data due to dilution of the sample aliquot.

ND - Not Detected at or above adjusted reporting limit.

TNTC - Too Numerous To Count

J - Estimated concentration above the adjusted method detection limit and below the adjusted reporting limit.

MDL - Adjusted Method Detection Limit.

PQL - Practical Quantitation Limit.

RL - Reporting Limit - The lowest concentration value that meets project requirements for quantitative data with known precision and bias for a specific analyte in a specific matrix.

S - Surrogate

1,2-Diphenylhydrazine decomposes to and cannot be separated from Azobenzene using Method 8270. The result for each analyte is a combined concentration.

Consistent with EPA guidelines, unrounded data are displayed and have been used to calculate % recovery and RPD values.

LCS(D) - Laboratory Control Sample (Duplicate)

MS(D) - Matrix Spike (Duplicate)

DUP - Sample Duplicate

RPD - Relative Percent Difference

NC - Not Calculable.

SG - Silica Gel - Clean-Up

U - Indicates the compound was analyzed for, but not detected.

N-Nitrosodiphenylamine decomposes and cannot be separated from Diphenylamine using Method 8270. The result reported for each analyte is a combined concentration.

Reported results are not rounded until the final step prior to reporting. Therefore, calculated parameters that are typically reported as "Total" may vary slightly from the sum of the reported component parameters.

Act - Activity

Unc - Uncertainty: SDWA = 1.96 sigma count uncertainty, all other matrices = Expanded Uncertainty (95% confidence interval). Gamma Spec = Expanded Uncertainty (95.4% Confidence Interval)

(MDC) - Minimum Detectable Concentration

Trac - Tracer Recovery (%)

Carr - Carrier Recovery (%)

Pace Analytical is TNI accredited. Contact your Pace PM for the current list of accredited analytes.

TNI - The NELAC Institute.

ANALYTE QUALIFIERS

H3	Sample was received or analysis requested beyond the recognized method holding time.
M0	Matrix spike recovery and/or matrix spike duplicate recovery was outside laboratory control limits.
N2	The lab does not hold NELAC/TNI accreditation for this parameter but other accreditations/certifications may apply. A complete list of accreditations/certifications is available upon request.
P4	Sample field preservation does not meet EPA or method recommendations for this analysis.
P6	Matrix spike recovery was outside laboratory control limits due to a parent sample concentration notably higher than the spike level.

This report shall not be reproduced, except in full,
without the written consent of Pace Analytical Services, LLC.

Pace Analytical Services, LLC
7726 Moller Road
Indianapolis, IN 46268
(317)228-3100

QUALITY CONTROL DATA CROSS REFERENCE TABLE

Project: Eagle Valley P1R2
Pace Project No.: 50317814

Lab ID	Sample ID	QC Batch Method	QC Batch	Analytical Method	Analytical Batch
50316700004	**MW-16S**	EPA 9056	678521		
50316700005	**MW-16I**	EPA 9056	678521		
50316700006	**MW-16D**	EPA 9056	678521		
50316700004	**MW-16S**	EPA 3010	677592	EPA 6010	678794
50316700005	**MW-16I**	EPA 3010	677592	EPA 6010	678794
50316700006	**MW-16D**	EPA 3010	677592	EPA 6010	678794
50316700004	**MW-16S**	EPA 3010	678126	EPA 6010	678964
50316700005	**MW-16I**	EPA 3010	678126	EPA 6010	678964
50316700006	**MW-16D**	EPA 3010	678126	EPA 6010	678964
50316700004	**MW-16S**	EPA 200.2	677820	EPA 6020	678085
50316700005	**MW-16I**	EPA 200.2	677820	EPA 6020	678085
50316700006	**MW-16D**	EPA 200.2	677820	EPA 6020	678085
50316700004	**MW-16S**	EPA 903.1	510589		
50316700005	**MW-16I**	EPA 903.1	510589		
50316700006	**MW-16D**	EPA 903.1	510589		
50316700004	**MW-16S**	EPA 904.0	510594		
50316700005	**MW-16I**	EPA 904.0	510594		
50316700006	**MW-16D**	EPA 904.0	510594		
50316700004	**MW-16S**	Total Radium Calculation	515970		
50316700005	**MW-16I**	Total Radium Calculation	515970		
50316700006	**MW-16D**	Total Radium Calculation	515970		
50316700004	**MW-16S**	SM 2320B	677538		
50316700005	**MW-16I**	SM 2320B	677538		
50316700006	**MW-16D**	SM 2320B	677538		
50316700004	**MW-16S**	SM 2540C	677533		
50316700005	**MW-16I**	SM 2540C	677535		
50316700006	**MW-16D**	SM 2540C	677535		
50316700004	**MW-16S**	SM 4500-H+B	677536		
50316700005	**MW-16I**	SM 4500-H+B	677536		
50316700006	**MW-16D**	SM 4500-H+B	677536		
50316700004	**MW-16S**	SM 4500-S2-D	677853		
50316700005	**MW-16I**	SM 4500-S2-D	677853		
50316700006	**MW-16D**	SM 4500-S2-D	677853		
50316700004	**MW-16S**	HACH 8146	678400		
50316700005	**MW-16I**	HACH 8146	678400		
50316700006	**MW-16D**	HACH 8146	678400		
50316700004	**MW-16S**	EPA 353.2	676819		
50316700005	**MW-16I**	EPA 353.2	676819		
50316700006	**MW-16D**	EPA 353.2	676819		
50316700004	**MW-16S**	EPA 365.1	676784	EPA 365.1	677710
50316700005	**MW-16I**	EPA 365.1	676784	EPA 365.1	677710
50316700006	**MW-16D**	EPA 365.1	676784	EPA 365.1	677710

This report shall not be reproduced, except in full,
without the written consent of Pace Analytical Services, LLC.

Pace Analytical Services, LLC
7726 Moller Road
Indianapolis, IN 46268
(317)228-3100

QUALITY CONTROL DATA CROSS REFERENCE TABLE

Project: Eagle Valley P1R2
Pace Project No.: 50317814

Lab ID	Sample ID	QC Batch Method	QC Batch	Analytical Method	Analytical Batch
50316700004	**MW-16S**	SM 5310C	678846		
50316700005	**MW-16I**	SM 5310C	678846		
50316700006	**MW-16D**	SM 5310C	678846		
50316700004	**MW-16S**	SM 5310C	678549		
50316700005	**MW-16I**	SM 5310C	678549		
50316700006	**MW-16D**	SM 5310C	678549		

This report shall not be reproduced, except in full,
without the written consent of Pace Analytical Services, LLC.

Pace Analytical
WWW.PACELABS.COM

CHAIN-OF-CUSTODY / Analytical Request Document

The Chain-of-Custody is a LEGAL DOCUMENT. All relevant fields must be completed accurately.

Section A Required Client Information:		Section B Required Project Information:		Section C Invoice Information:	
Company:	Atlas Indianapolis	Report To:	Mark Breting	Attention:	Accounts Payable
Address:	7988 Centerpoint Drive	Copy To:		Company Name:	Atlas Indianapolis
	Indianapolis, IN 46256			Address:	
Email:	mark.breting@oneatlas.com	Purchase Order #:		Pace Quote:	
Phone:	NONE Fax:	Project Name:	Eagle Valley Profile 1 Report 2	Pace Project Manager:	hayden.putt@pacelabs.com
Requested Due Date:		Project #:		Pace Profile #:	10498/18

Regulatory Agency

State / Location: IN

Requested Analysis Filtered (Y/N)

ITEM #	SAMPLE ID (One Character per box. (A-Z, 0-9 / , -) Sample Ids must be unique)	MATRIX CODE (see valid codes to left)	SAMPLE TYPE (G=GRAB C=COMP)	COLLECTED START DATE	COLLECTED START TIME	COLLECTED END DATE	COLLECTED END TIME	SAMPLE TEMP AT COLLECTION	# OF CONTAINERS	Preservatives: Unpreserved	H2SO4	HNO3	HCl	NaOH + ZnAcetate	Na2S2O3	Methanol	Other	Analyses Test Y/N	TDS / NO2,NO3-Wet	(Cl, F, SO4) IC	Metals, Total*	Metals Diss. Field Filtered**	Rad-228	Rad-226	Alkalinity, Ferrous Iron, pH	TOC by 5310C	DOC by 5310C	Sulfide	Phosphate		Residual Chlorine (Y/N)	
	MATRIX: Drinking Water DW, Water WT, Waste Water WW, Product P, Soil/Solid SL, Oil OL, Wipe WP, Air AR, Other OT, Tissue TS																		Y							Y				
1	~~MW-14S~~	WT							11	3	3	4		1					X	X	X	X	X	X	X	X	X	X			
2	~~MW-14I~~	WT							11	3	3	4		1					X	X	X	X	X	X	X	X	X	X			
3	~~MW-14D~~	WT							11	3	3	4		1					X	X	X	X	X	X	X	X	X	X			
4	~~MW-16S~~	WT							11	3	3	4		1					X	X	X	X	X	X	X	X	X	X			
5	MW-15I	WT							11	3	3	4		1					X	X	X	X	X	X	X	X	X	X			
6	~~MW-15D~~	WT							11	3	3	4		1					X	X	X	X	X	X	X	X	X	X			
7	MW-16S	WT	G	5-17-22	1250				11	3	3	4		1					X	X	X	X	X	X	X	X	X	X			004
8	MW-16I	WT	↓	↓	1145				11	3	3	4		1					X	X	X	X	X	X	X	X	X	X			005
9	MW-16D	WT	↓	↓	1040				11	3	3	4		1					X	X	X	X	X	X	X	X	X	X			006
10	MW-17S	WT							11	3	3	4		1					X	X	X	X	X	X	X	X	X	X			
11	~~MW-17I~~	WT							11	3	3	4		1					X	X	X	X	X	X	X	X	X	X			
12	MW-17D	WT							11	3	3	4		1					X	X	X	X	X	X	X	X	X	X			

ADDITIONAL COMMENTS	RELINQUISHED BY / AFFILIATION	DATE	TIME	ACCEPTED BY / AFFILIATION	DATE	TIME	SAMPLE CONDITIONS			
* Metals: 6010 (Al, Ba, B, Fe, Mn, Mo, Ca, Mg, Na, K, Li, SiO2)	Atlas	5/17/22	1700		5/17/22	1700	See pg 1	Y	N	Y
6020 (Co, As, Se, Sb)										
** Dissolved FF 6010 (Mo, Mn)										
Alkalinity = (Total , Bicarb & Carb)										

SAMPLER NAME AND SIGNATURE				
PRINT Name of SAMPLER:	Erika Valerio		TEMP in C	Received on Ice (Y/N)
SIGNATURE of SAMPLER:		DATE Signed: 5-17-2022	Custody Sealed Cooler (Y/N)	Samples Intact (Y/N)

F-IN-Q-290-rev.22, 22Apr2022

SAMPLE CONDITION UPON RECEIPT FORM

Date/Time and Initials of person examining contents: 05/17/22 2025 SMK

1. **Courier:** ☐ FED EX ☐ UPS ☑ CLIENT ☐ PACE ☐ USPS ☐ OTHER _____
2. **Custody Seal on Cooler/Box Present:** ☐ Yes ☒ No
   (If yes)Seals Intact: ☐ Yes ☐ No **(leave blank if no seals were present)**
3. **Thermometer:** 1 2 3 4 5 6 A B C D E F
4. **Cooler Temperature(s):** 17.4/17.4 | 2.7/2.7 | 11.3/11.3 | 1.3/1.3
   (Initial/Corrected) **RECORD TEMPS OF ALL COOLERS RECEIVED (use Comments below to add more)**
5. **Packing Material:** ☐ Bubble Wrap ☒ Bubble Bags ☐ None ☐ Other _____
6. **Ice Type:** ☑ Wet ☐ Blue ☐ None
7. **If temp. is over 6°C or under 0°C, was the PM notified?:** ☐ Yes ☑ No
   Cooler temp should be above freezing to 6°C

All discrepancies will be written out in the comments section below.

	Yes	No		Yes	No	N/A
USDA Regulated Soils? (HI, ID, NY, WA, OR,CA, NM, TX, OK, AR, LA, TN, AL, MS, NC, SC, GA, FL, or Puerto Rico)		✓	All containers needing acid/base preservation have been pH CHECKED?: **Exceptions: VOA, coliform, LLHg, O&G, RAD CHEM, and any container with a septum cap or preserved with HCl.** **Circle:** **HNO3 (<2) H2SO4 (<2) NaOH (>10) NaOH/ZnAc (>9)** Any non-conformance to pH recommendations will be noted on the container count form	✓		
Short Hold Time Analysis (48 hours or less)? **Analysis:** NO3	✓					
Time 5035A TC placed in Freezer or Short Holds To Lab	Time: Walk-in			Present	Absent	N/A
			Residual Chlorine Check (SVOC 625 Pest/PCB 608)			✓
Rush TAT Requested (4 days or less):		✓	Residual Chlorine Check (Total/Amenable/Free Cyanide)			✓
Custody Signatures Present?	✓		Headspace Wisconsin Sulfide?			✓
Containers Intact?:	✓		Headspace in VOA Vials (>6mm): See Containter Count form for details	Present	Absent	No VOA Vials Sent ✓
Sample Label (IDs/Dates/Times) Match COC?: Except TCs, which only require sample ID	✓					
			Trip Blank Present?		✓	
Extra labels on Terracore Vials? (soils only)		✓	Trip Blank Custody Seals?:			—

COMMENTS:

Samples 004-006 moved to project 50317814. hrp 6/1/22

COC PAGE 2 **of** 2

Sample Container Count

SBS
DI
MeOH (only)
BK
Kit

** Place a RED dot on containers that are out of conformance **

COC Line Item	WGFU	R	DG9H VG9H	VOA VIAL HS (>6mm)	VG9U	DG9U	VG9T	AG0U	AG1H	AG1U	AG2U	AG3S	AG3SF	AG3C	BP1U	BP1N	BP2U	BP3U	BP3N	BP3F	BP3S	BP3B	BP3Z	CG3H	Syringe Kit			Matrix	HNO3/ H2SO4 pH <2	NaOH/ ZNAc pH >9	NaOH pH>10
1																															
2																															
3																															
4																															
5																															
6																															
7												1	1			2	1	2	1	1	1		1					M	~	~	
8												↓	↓			↓	↓	↓	↓	↓	↓		↓					↓	↓	↓	
9												↓	↓			↓	↓	↓	↓	↓	↓		↓					↓	↓	↓	
10																															
11																															
12																															

Container Codes

Glass

DG9H	40mL HCl amber voa vial	BG1T	1L Na Thiosulfate clear glass	BP1B	1L NaOH plastic
DG9P	40mL TSP amber vial	BG1U	1L unpreserved glass	BP1N	1L HNO3 plastic
DG9S	40mL H2SO4 amber vial	BG3H	250mL HCl Clear Glass	BP1S	1L H2SO4 plastic
DG9T	40mL Na Thio amber vial	BG3U	250mL Unpres Clear Glass	BP1U	1L unpreserved plastic
DG9U	40mL unpreserved amber vial	AG0U	100mL unpres amber glass	BP1Z	1L NaOH, Zn, Ac
VG9H	40mL HCl clear vial	AG1H	1L HCl amber glass	BP2N	500mL HNO3 plastic
VG9T	40mL Na Thio. clear vial	AG1S	1L H2SO4 amber glass	BP2C	500mL NaOH plastic
VG9U	40mL unpreserved clear vial	AG1T	1L Na Thiosulfate amber glass	BP2S	500mL H2SO4 plastic
I	40mL w/hexane wipe vial	AG1U	1liter unpres amber glass	BP2U	500mL unpreserved plastic
WGKU	8oz unpreserved clear jar	AG2N	500mL HNO3 amber glass	BP2Z	500mL NaOH, Zn Ac
WGFU	4oz clear soil jar	AG2S	500mL H2SO4 amber glass	BP3B	250mL NaOH plastic
JGFU	4oz unpreserved amber wide	AG2U	500mL unpres amber glass	BP3N	250mL HNO3 plastic
CG3H	250mL clear glass HCl	AG3S	250mL H2SO4 amber glass	BP3F	250mL HNO3 plastic-field filtered
BG1H	1L HCl clear glass	AG3SF	250mL H2SO4 amb glass -field filtered	BP3U	250mL unpreserved plastic
BG1S	1L H2SO4 clear glass	AG3U	250mL unpres amber glass	BP3S	250mL H2SO4 plastic
GN	General	AG3C	250mL NaOH amber glass	BP3Z	250mL NaOH, ZnAc plastic

Plastic / Misc.

BP4U	125mL unpreserved plastic
BP4N	125mL HNO3 plastic
BP4S	125mL H2SO4 plastic

Syringe Kit	LL Cr+6 sampling kit

AF	Air Filter
C	Air Cassettes
R	Terracore kit
SP5T	120mL Coliform Na Thiosulfate
U	Summa Can
ZPLC	Ziploc Bag

WT		Water	
SL		Solid	
NAL	OL	Non-aqueous liquid	Oil
WP		Wipe	

AUGUST/SEPTEMBER 2022

Pace Analytical Services, LLC
7726 Moller Road
Indianapolis, IN 46268
(317)228-3100

December 27, 2022

Mr. Mark Breting
ATC Group Services
7988 Centerpoint Drive
Suite 100
Indianapolis, IN 46256

RE: Project: Eagle Valley Aug 2022 P1R5
Pace Project No.: 50324398

Dear Mr. Breting:

Enclosed are the analytical results for sample(s) received by the laboratory on August 26, 2022. The results relate only to the samples included in this report. Results reported herein conform to the applicable TNI/NELAC Standards and the laboratory's Quality Manual, where applicable, unless otherwise noted in the body of the report.

The test results provided in this final report were generated by each of the following laboratories within the Pace Network:

- Pace Analytical Services - Indianapolis
- Pace Analytical Services - Greensburg

If you have any questions concerning this report, please feel free to contact me.

Sincerely,

Hayden Putt
hayden.putt@pacelabs.com
(317)228-3145
Project Manager

Enclosures

cc: Mr. Robert Miller, Haley & Aldrich

This report shall not be reproduced, except in full,
without the written consent of Pace Analytical Services, LLC.

Pace Analytical Services, LLC
7726 Moller Road
Indianapolis, IN 46268
(317)228-3100

CERTIFICATIONS

Project: Eagle Valley Aug 2022 P1R5
Pace Project No.: 50324398

Pace Analytical Services Pennsylvania

1638 Roseytown Rd Suites 2,3&4, Greensburg, PA 15601
ANAB DOD-ELAP Rad Accreditation #: L2417
Alabama Certification #: 41590
Arizona Certification #: AZ0734
Arkansas Certification
California Certification #: 04222CA
Colorado Certification #: PA01547
Connecticut Certification #: PH-0694
Delaware Certification
EPA Region 4 DW Rad
Florida/TNI Certification #: E87683
Georgia Certification #: C040
Florida: Cert E871149 SEKS WET
Guam Certification
Hawaii Certification
Idaho Certification
Illinois Certification
Indiana Certification
Iowa Certification #: 391
Kansas/TNI Certification #: E-10358
Kentucky Certification #: KY90133
KY WW Permit #: KY0098221
KY WW Permit #: KY0000221
Louisiana DHH/TNI Certification #: LA180012
Louisiana DEQ/TNI Certification #: 4086
Maine Certification #: 2017020
Maryland Certification #: 308
Massachusetts Certification #: M-PA1457
Michigan/PADEP Certification #: 9991
Missouri Certification #: 235
Montana Certification #: Cert0082
Nebraska Certification #: NE-OS-29-14
Nevada Certification #: PA014572018-1
New Hampshire/TNI Certification #: 297617
New Jersey/TNI Certification #: PA051
New Mexico Certification #: PA01457
New York/TNI Certification #: 10888
North Carolina Certification #: 42706
North Dakota Certification #: R-190
Ohio EPA Rad Approval: #41249
Oregon/TNI Certification #: PA200002-010
Pennsylvania/TNI Certification #: 65-00282
Puerto Rico Certification #: PA01457
Rhode Island Certification #: 65-00282
South Dakota Certification
Tennessee Certification #: 02867
Texas/TNI Certification #: T104704188-17-3
Utah/TNI Certification #: PA014572017-9
USDA Soil Permit #: P330-17-00091
Vermont Dept. of Health: ID# VT-0282
Virgin Island/PADEP Certification
Virginia/VELAP Certification #: 460198
Washington Certification #: C868
West Virginia DEP Certification #: 143
West Virginia DHHR Certification #: 9964C
Wisconsin Approve List for Rad
Wyoming Certification #: 8TMS-L

Pace Analytical Services Indianapolis

7726 Moller Road, Indianapolis, IN 46268
Illinois Accreditation #: 200074
Indiana Drinking Water Laboratory #: C-49-06
Kansas/TNI Certification #: E-10177
Kentucky UST Agency Interest #: 80226
Kentucky WW Laboratory ID #: 98019
Michigan Drinking Water Laboratory #9050
Ohio VAP Certified Laboratory #: CL0065
Oklahoma Laboratory #: 9204
Texas Certification #: T104704355
Wisconsin Laboratory #: 999788130
USDA Soil Permit #: P330-19-00257

This report shall not be reproduced, except in full,
without the written consent of Pace Analytical Services, LLC.

Pace Analytical Services, LLC
7726 Moller Road
Indianapolis, IN 46268
(317)228-3100

SAMPLE SUMMARY

Project: Eagle Valley Aug 2022 P1R5
Pace Project No.: 50324398

Lab ID	Sample ID	Matrix	Date Collected	Date Received
50324398001	**MW-20S**	Water	08/25/22 10:50	08/26/22 07:30
50324398002	**MW-20I**	Water	08/25/22 12:50	08/26/22 07:30
50324398003	**MW-20D**	Water	08/25/22 13:55	08/26/22 07:30

This report shall not be reproduced, except in full,
without the written consent of Pace Analytical Services, LLC.

Pace Analytical Services, LLC
7726 Moller Road
Indianapolis, IN 46268
(317)228-3100

SAMPLE ANALYTE COUNT

Project: Eagle Valley Aug 2022 P1R5
Pace Project No.: 50324398

Lab ID	Sample ID	Method	Analysts	Analytes Reported	Laboratory
50324398001	**MW-20S**	EPA 9056	RID	3	PASI-I
		EPA 6010	DJS	12	PASI-I
		EPA 6010	DJS	2	PASI-I
		EPA 6020	DMT	4	PASI-I
		EPA 903.1	SLC	1	PASI-PA
		EPA 904.0	VAL	1	PASI-PA
		Total Radium Calculation	CMC	1	PASI-PA
		SM 2320B	TAY	3	PASI-I
		SM 2540C	AEL	1	PASI-I
		SM 4500-H+B	TRK	1	PASI-I
		SM 4500-S2-D	BEP	1	PASI-I
		HACH 8146	ZM	1	PASI-I
		EPA 353.2	OAS	2	PASI-I
		EPA 365.1	ZM	1	PASI-I
		SM 5310C	ATS	1	PASI-I
		SM 5310C	ATS	1	PASI-I
50324398002	**MW-20I**	EPA 9056	RID	3	PASI-I
		EPA 6010	DJS	12	PASI-I
		EPA 6010	DJS	2	PASI-I
		EPA 6020	DMT	4	PASI-I
		EPA 903.1	SLC	1	PASI-PA
		EPA 904.0	VAL	1	PASI-PA
		Total Radium Calculation	CMC	1	PASI-PA
		SM 2320B	TAY	3	PASI-I
		SM 2540C	AEL	1	PASI-I
		SM 4500-H+B	TRK	1	PASI-I
		SM 4500-S2-D	BEP	1	PASI-I
		HACH 8146	ZM	1	PASI-I
		EPA 353.2	OAS	2	PASI-I
		EPA 365.1	ZM	1	PASI-I
		SM 5310C	ATS	1	PASI-I
		SM 5310C	ATS	1	PASI-I
50324398003	**MW-20D**	EPA 9056	RID	3	PASI-I
		EPA 6010	DJS	12	PASI-I
		EPA 6010	JPK	2	PASI-I
		EPA 6020	DMT	4	PASI-I
		EPA 903.1	SLC	1	PASI-PA

This report shall not be reproduced, except in full,
without the written consent of Pace Analytical Services, LLC.

Pace Analytical Services, LLC
7726 Moller Road
Indianapolis, IN 46268
(317)228-3100

SAMPLE ANALYTE COUNT

Project: Eagle Valley Aug 2022 P1R5
Pace Project No.: 50324398

Lab ID	Sample ID	Method	Analysts	Analytes Reported	Laboratory
		EPA 904.0	VAL	1	PASI-PA
		Total Radium Calculation	CMC	1	PASI-PA
		SM 2320B	TAY	3	PASI-I
		SM 2540C	AEL	1	PASI-I
		SM 4500-H+B	TRK	1	PASI-I
		SM 4500-S2-D	BEP	1	PASI-I
		HACH 8146	ZM	1	PASI-I
		EPA 353.2	OAS	2	PASI-I
		EPA 365.1	ZM	1	PASI-I
		SM 5310C	ATS	1	PASI-I
		SM 5310C	ATS	1	PASI-I

PASI-I = Pace Analytical Services - Indianapolis
PASI-PA = Pace Analytical Services - Greensburg

This report shall not be reproduced, except in full,
without the written consent of Pace Analytical Services, LLC.

Pace Analytical Services, LLC
7726 Moller Road
Indianapolis, IN 46268
(317)228-3100

SUMMARY OF DETECTION

Project: Eagle Valley Aug 2022 P1R5
Pace Project No.: 50324398

Lab Sample ID / Method	Client Sample ID / Parameters	Result	Units	Report Limit	Analyzed	Qualifiers
50324398001	**MW-20S**					
EPA 9056	Chloride	24.7	mg/L	2.5	08/31/22 02:07	
EPA 9056	Fluoride	0.13	mg/L	0.10	08/31/22 01:49	
EPA 9056	Sulfate	10.0	mg/L	0.25	08/31/22 01:49	
EPA 6010	Barium	21.5	ug/L	10.0	09/12/22 11:09	
EPA 6010	Calcium	81800	ug/L	1000	09/12/22 11:09	
EPA 6010	Iron	287	ug/L	100	09/12/22 11:09	
EPA 6010	Magnesium	19400	ug/L	1000	09/12/22 11:09	
EPA 6010	Manganese	25.6	ug/L	10.0	09/12/22 11:09	
EPA 6010	Potassium	2650	ug/L	1000	09/12/22 11:09	
EPA 6010	Silica	13500	ug/L	450	09/12/22 11:09	N2
EPA 6010	Sodium	36300	ug/L	1000	09/12/22 11:09	
EPA 903.1	Radium-226	-0.0760 ± 0.649 (1.32) C:NA T:97%	pCi/L		09/12/22 16:54	
EPA 904.0	Radium-228	0.141 ± 0.331 (0.739) C:78% T:92%	pCi/L		09/13/22 18:42	
Total Radium Calculation	Total Radium	0.141 ± 0.980 (2.06)	pCi/L		09/19/22 14:14	
SM 2320B	Alkalinity, Total as CaCO3	260	mg/L	10.0	08/26/22 15:58	
SM 2320B	Alkalinity,Bicarbonate (CaCO3)	260	mg/L	10.0	08/26/22 15:58	
SM 2540C	Total Dissolved Solids	387	mg/L	10.0	09/01/22 10:45	
SM 4500-H+B	pH at 25 Degrees C	7.5	Std. Units	0.10	08/26/22 12:46	H3
EPA 353.2	Nitrogen, Nitrate	13.4	mg/L	1.0	08/26/22 19:02	
SM 5310C	Dissolved Organic Carbon	1.0	mg/L	1.0	09/02/22 04:49	
50324398002	**MW-20I**					
EPA 9056	Chloride	29.2	mg/L	2.5	08/31/22 02:41	
EPA 9056	Sulfate	29.2	mg/L	2.5	08/31/22 02:41	
EPA 6010	Aluminum	1140	ug/L	200	09/12/22 11:11	
EPA 6010	Barium	45.9	ug/L	10.0	09/12/22 11:11	
EPA 6010	Calcium	86400	ug/L	1000	09/12/22 11:11	
EPA 6010	Iron	2830	ug/L	100	09/12/22 11:11	
EPA 6010	Magnesium	24200	ug/L	1000	09/12/22 11:11	
EPA 6010	Manganese	227	ug/L	10.0	09/12/22 11:11	
EPA 6010	Potassium	4090	ug/L	1000	09/12/22 11:11	
EPA 6010	Silica	19400	ug/L	450	09/12/22 11:11	N2
EPA 6010	Sodium	10400	ug/L	1000	09/12/22 11:11	
EPA 6020	Arsenic	3.2	ug/L	1.0	09/05/22 03:11	
EPA 6020	Cobalt	5.0	ug/L	1.0	09/02/22 08:46	
EPA 903.1	Radium-226	0.158 ± 0.658 (1.26) C:NA T:92%	pCi/L		09/12/22 16:54	

REPORT OF LABORATORY ANALYSIS

This report shall not be reproduced, except in full,
without the written consent of Pace Analytical Services, LLC.

Pace Analytical Services, LLC
7726 Moller Road
Indianapolis, IN 46268
(317)228-3100

SUMMARY OF DETECTION

Project: Eagle Valley Aug 2022 P1R5
Pace Project No.: 50324398

Lab Sample ID / Method	Client Sample ID / Parameters	Result	Units	Report Limit	Analyzed	Qualifiers
50324398002	**MW-20I**					
EPA 904.0	Radium-228	0.563 ± 0.393 (0.743) C:82% T:89%	pCi/L		09/13/22 18:41	
Total Radium Calculation	Total Radium	0.721 ± 1.05 (2.00)	pCi/L		09/19/22 14:14	
SM 2320B	Alkalinity, Total as CaCO3	245	mg/L	10.0	08/26/22 15:58	
SM 2320B	Alkalinity,Bicarbonate (CaCO3)	245	mg/L	10.0	08/26/22 15:58	
SM 2540C	Total Dissolved Solids	341	mg/L	10.0	09/01/22 10:46	
SM 4500-H+B	pH at 25 Degrees C	7.9	Std. Units	0.10	08/26/22 12:47	H3
EPA 353.2	Nitrogen, Nitrate	2.8	mg/L	0.10	08/26/22 18:30	
EPA 365.1	Phosphate as P04	0.22	mg/L	0.15	09/09/22 13:46	
50324398003	**MW-20D**					
EPA 9056	Chloride	12.9	mg/L	2.5	08/31/22 03:16	
EPA 9056	Sulfate	26.0	mg/L	2.5	08/31/22 03:16	
EPA 6010	Barium	32.2	ug/L	10.0	09/12/22 11:13	
EPA 6010	Calcium	75900	ug/L	1000	09/12/22 11:13	
EPA 6010	Magnesium	22400	ug/L	1000	09/12/22 11:13	
EPA 6010	Potassium	2450	ug/L	1000	09/12/22 11:13	
EPA 6010	Silica	16400	ug/L	450	09/12/22 11:13	N2
EPA 6010	Sodium	7960	ug/L	1000	09/12/22 11:13	
EPA 903.1	Radium-226	0.0772 ± 0.352 (0.717) C:NA T:96%	pCi/L		09/12/22 16:54	
EPA 904.0	Radium-228	0.396 ± 0.415 (0.859) C:76% T:93%	pCi/L		09/13/22 18:41	
Total Radium Calculation	Total Radium	0.473 ± 0.767 (1.58)	pCi/L		09/19/22 14:14	
SM 2320B	Alkalinity, Total as CaCO3	238	mg/L	10.0	08/26/22 15:58	
SM 2320B	Alkalinity,Bicarbonate (CaCO3)	238	mg/L	10.0	08/26/22 15:58	
SM 2540C	Total Dissolved Solids	303	mg/L	10.0	09/01/22 10:46	
SM 4500-H+B	pH at 25 Degrees C	7.8	Std. Units	0.10	08/26/22 12:48	H3
EPA 353.2	Nitrogen, Nitrate	1.2	mg/L	0.10	08/26/22 18:38	

This report shall not be reproduced, except in full,
without the written consent of Pace Analytical Services, LLC.

Pace Analytical Services, LLC
7726 Moller Road
Indianapolis, IN 46268
(317)228-3100

ANALYTICAL RESULTS

Project: Eagle Valley Aug 2022 P1R5
Pace Project No.: 50324398

Sample: MW-20S **Lab ID: 50324398001** Collected: 08/25/22 10:50 Received: 08/26/22 07:30 Matrix: Water

Parameters	Results	Units	Report Limit	DF	Prepared	Analyzed	CAS No.	Qual
9056 IC Anions	Analytical Method: EPA 9056							
	Pace Analytical Services - Indianapolis							
Chloride	**24.7**	mg/L	2.5	10		08/31/22 02:07	16887-00-6	
Fluoride	**0.13**	mg/L	0.10	1		08/31/22 01:49	16984-48-8	
Sulfate	**10.0**	mg/L	0.25	1		08/31/22 01:49	14808-79-8	
6010 MET ICP	Analytical Method: EPA 6010 Preparation Method: EPA 3010							
	Pace Analytical Services - Indianapolis							
Aluminum	ND	ug/L	200	1	09/09/22 12:30	09/12/22 11:09	7429-90-5	
Barium	**21.5**	ug/L	10.0	1	09/09/22 12:30	09/12/22 11:09	7440-39-3	
Boron	ND	ug/L	100	1	09/09/22 12:30	09/12/22 11:09	7440-42-8	
Calcium	**81800**	ug/L	1000	1	09/09/22 12:30	09/12/22 11:09	7440-70-2	
Iron	**287**	ug/L	100	1	09/09/22 12:30	09/12/22 11:09	7439-89-6	
Lithium	ND	ug/L	20.0	1	09/09/22 12:30	09/12/22 11:09	7439-93-2	
Magnesium	**19400**	ug/L	1000	1	09/09/22 12:30	09/12/22 11:09	7439-95-4	
Manganese	**25.6**	ug/L	10.0	1	09/09/22 12:30	09/12/22 11:09	7439-96-5	
Molybdenum	ND	ug/L	10.0	1	09/09/22 12:30	09/12/22 11:09	7439-98-7	
Potassium	**2650**	ug/L	1000	1	09/09/22 12:30	09/12/22 11:09	7440-09-7	
Silica	**13500**	ug/L	450	1	09/09/22 12:30	09/12/22 11:09	7631-86-9	N2
Sodium	**36300**	ug/L	1000	1	09/09/22 12:30	09/12/22 11:09	7440-23-5	
6010 MET ICP, Dissolved	Analytical Method: EPA 6010 Preparation Method: EPA 3010							
	Pace Analytical Services - Indianapolis							
Manganese, Dissolved	ND	ug/L	10.0	1	09/09/22 12:30	09/11/22 09:08	7439-96-5	
Molybdenum, Dissolved	ND	ug/L	10.0	1	09/09/22 12:30	09/11/22 09:08	7439-98-7	
6020 MET ICPMS	Analytical Method: EPA 6020 Preparation Method: EPA 200.2							
	Pace Analytical Services - Indianapolis							
Antimony	ND	ug/L	1.0	1	08/31/22 17:00	09/05/22 03:07	7440-36-0	
Arsenic	ND	ug/L	1.0	1	08/31/22 17:00	09/05/22 03:07	7440-38-2	
Cobalt	ND	ug/L	1.0	1	08/31/22 17:00	09/02/22 08:43	7440-48-4	
Selenium	ND	ug/L	1.0	1	08/31/22 17:00	09/05/22 03:07	7782-49-2	
2320B Alkalinity	Analytical Method: SM 2320B							
	Pace Analytical Services - Indianapolis							
Alkalinity, Total as CaCO3	**260**	mg/L	10.0	1		08/26/22 15:58		
Alkalinity,Bicarbonate (CaCO3)	**260**	mg/L	10.0	1		08/26/22 15:58		
Alkalinity,Carbonate (CaCO3)	ND	mg/L	10.0	1		08/26/22 15:58		
2540C Total Dissolved Solids	Analytical Method: SM 2540C							
	Pace Analytical Services - Indianapolis							
Total Dissolved Solids	**387**	mg/L	10.0	1		09/01/22 10:45		
4500H+ pH, Electrometric	Analytical Method: SM 4500-H+B							
	Pace Analytical Services - Indianapolis							
pH at 25 Degrees C	**7.5**	Std. Units	0.10	1		08/26/22 12:46		H3

REPORT OF LABORATORY ANALYSIS

This report shall not be reproduced, except in full,
without the written consent of Pace Analytical Services, LLC.

Pace Analytical Services, LLC
7726 Moller Road
Indianapolis, IN 46268
(317)228-3100

ANALYTICAL RESULTS

Project: Eagle Valley Aug 2022 P1R5
Pace Project No.: 50324398

Sample: MW-20S **Lab ID: 50324398001** Collected: 08/25/22 10:50 Received: 08/26/22 07:30 Matrix: Water

Parameters	Results	Units	Report Limit	DF	Prepared	Analyzed	CAS No.	Qual
4500S2D Sulfide Water	Analytical Method: SM 4500-S2-D Pace Analytical Services - Indianapolis							
Sulfide	ND	mg/L	0.10	1		08/29/22 13:32	18496-25-8	
Iron, Ferrous	Analytical Method: HACH 8146 Pace Analytical Services - Indianapolis							
Iron, Ferrous	ND	mg/L	0.20	1		08/31/22 19:34	15438-31-0	H3,N2
353.2 Nitrogen, NO2/NO3 unpres	Analytical Method: EPA 353.2 Pace Analytical Services - Indianapolis							
Nitrogen, Nitrate	**13.4**	mg/L	1.0	10		08/26/22 19:02	14797-55-8	
Nitrogen, Nitrite	ND	mg/L	1.0	10		08/26/22 19:02	14797-65-0	
365.1 Total Phosphorus	Analytical Method: EPA 365.1 Preparation Method: EPA 365.1 Pace Analytical Services - Indianapolis							
Phosphate as P04	ND	mg/L	0.15	1	09/08/22 19:30	09/09/22 13:43		
5310C TOC	Analytical Method: SM 5310C Pace Analytical Services - Indianapolis							
Total Organic Carbon	ND	mg/L	1.0	1		09/08/22 02:39	7440-44-0	
5310C Dissolved Organic Carbon	Analytical Method: SM 5310C Pace Analytical Services - Indianapolis							
Dissolved Organic Carbon	**1.0**	mg/L	1.0	1		09/02/22 04:49		

REPORT OF LABORATORY ANALYSIS

This report shall not be reproduced, except in full,
without the written consent of Pace Analytical Services, LLC.

Pace Analytical Services, LLC
7726 Moller Road
Indianapolis, IN 46268
(317)228-3100

ANALYTICAL RESULTS

Project: Eagle Valley Aug 2022 P1R5
Pace Project No.: 50324398

Sample: MW-20I **Lab ID: 50324398002** Collected: 08/25/22 12:50 Received: 08/26/22 07:30 Matrix: Water

Parameters	Results	Units	Report Limit	DF	Prepared	Analyzed	CAS No.	Qual
9056 IC Anions	Analytical Method: EPA 9056							
	Pace Analytical Services - Indianapolis							
Chloride	**29.2**	mg/L	2.5	10		08/31/22 02:41	16887-00-6	
Fluoride	ND	mg/L	0.10	1		08/31/22 02:24	16984-48-8	
Sulfate	**29.2**	mg/L	2.5	10		08/31/22 02:41	14808-79-8	
6010 MET ICP	Analytical Method: EPA 6010 Preparation Method: EPA 3010							
	Pace Analytical Services - Indianapolis							
Aluminum	**1140**	ug/L	200	1	09/09/22 12:30	09/12/22 11:11	7429-90-5	
Barium	**45.9**	ug/L	10.0	1	09/09/22 12:30	09/12/22 11:11	7440-39-3	
Boron	ND	ug/L	100	1	09/09/22 12:30	09/12/22 11:11	7440-42-8	
Calcium	**86400**	ug/L	1000	1	09/09/22 12:30	09/12/22 11:11	7440-70-2	
Iron	**2830**	ug/L	100	1	09/09/22 12:30	09/12/22 11:11	7439-89-6	
Lithium	ND	ug/L	20.0	1	09/09/22 12:30	09/12/22 11:11	7439-93-2	
Magnesium	**24200**	ug/L	1000	1	09/09/22 12:30	09/12/22 11:11	7439-95-4	
Manganese	**227**	ug/L	10.0	1	09/09/22 12:30	09/12/22 11:11	7439-96-5	
Molybdenum	ND	ug/L	10.0	1	09/09/22 12:30	09/12/22 11:11	7439-98-7	
Potassium	**4090**	ug/L	1000	1	09/09/22 12:30	09/12/22 11:11	7440-09-7	
Silica	**19400**	ug/L	450	1	09/09/22 12:30	09/12/22 11:11	7631-86-9	N2
Sodium	**10400**	ug/L	1000	1	09/09/22 12:30	09/12/22 11:11	7440-23-5	
6010 MET ICP, Dissolved	Analytical Method: EPA 6010 Preparation Method: EPA 3010							
	Pace Analytical Services - Indianapolis							
Manganese, Dissolved	ND	ug/L	10.0	1	09/09/22 12:30	09/11/22 09:15	7439-96-5	
Molybdenum, Dissolved	ND	ug/L	10.0	1	09/09/22 12:30	09/11/22 09:15	7439-98-7	
6020 MET ICPMS	Analytical Method: EPA 6020 Preparation Method: EPA 200.2							
	Pace Analytical Services - Indianapolis							
Antimony	ND	ug/L	1.0	1	08/31/22 17:00	09/05/22 03:11	7440-36-0	
Arsenic	**3.2**	ug/L	1.0	1	08/31/22 17:00	09/05/22 03:11	7440-38-2	
Cobalt	**5.0**	ug/L	1.0	1	08/31/22 17:00	09/02/22 08:46	7440-48-4	
Selenium	ND	ug/L	1.0	1	08/31/22 17:00	09/05/22 03:11	7782-49-2	
2320B Alkalinity	Analytical Method: SM 2320B							
	Pace Analytical Services - Indianapolis							
Alkalinity, Total as CaCO3	**245**	mg/L	10.0	1		08/26/22 15:58		
Alkalinity,Bicarbonate (CaCO3)	**245**	mg/L	10.0	1		08/26/22 15:58		
Alkalinity,Carbonate (CaCO3)	ND	mg/L	10.0	1		08/26/22 15:58		
2540C Total Dissolved Solids	Analytical Method: SM 2540C							
	Pace Analytical Services - Indianapolis							
Total Dissolved Solids	**341**	mg/L	10.0	1		09/01/22 10:46		
4500H+ pH, Electrometric	Analytical Method: SM 4500-H+B							
	Pace Analytical Services - Indianapolis							
pH at 25 Degrees C	**7.9**	Std. Units	0.10	1		08/26/22 12:47		H3

REPORT OF LABORATORY ANALYSIS

This report shall not be reproduced, except in full,
without the written consent of Pace Analytical Services, LLC.

Pace Analytical Services, LLC
7726 Moller Road
Indianapolis, IN 46268
(317)228-3100

ANALYTICAL RESULTS

Project: Eagle Valley Aug 2022 P1R5
Pace Project No.: 50324398

Sample: MW-20I **Lab ID: 50324398002** Collected: 08/25/22 12:50 Received: 08/26/22 07:30 Matrix: Water

Parameters	Results	Units	Report Limit	DF	Prepared	Analyzed	CAS No.	Qual
4500S2D Sulfide Water	Analytical Method: SM 4500-S2-D Pace Analytical Services - Indianapolis							
Sulfide	ND	mg/L	0.10	1		08/29/22 13:32	18496-25-8	
Iron, Ferrous	Analytical Method: HACH 8146 Pace Analytical Services - Indianapolis							
Iron, Ferrous	ND	mg/L	0.20	1		08/31/22 19:34	15438-31-0	H3,N2
353.2 Nitrogen, NO2/NO3 unpres	Analytical Method: EPA 353.2 Pace Analytical Services - Indianapolis							
Nitrogen, Nitrate	**2.8**	mg/L	0.10	1		08/26/22 18:30	14797-55-8	
Nitrogen, Nitrite	ND	mg/L	0.10	1		08/26/22 18:30	14797-65-0	
365.1 Total Phosphorus	Analytical Method: EPA 365.1 Preparation Method: EPA 365.1 Pace Analytical Services - Indianapolis							
Phosphate as P04	**0.22**	mg/L	0.15	1	09/08/22 19:30	09/09/22 13:46		
5310C TOC	Analytical Method: SM 5310C Pace Analytical Services - Indianapolis							
Total Organic Carbon	ND	mg/L	1.0	1		09/08/22 03:04	7440-44-0	
5310C Dissolved Organic Carbon	Analytical Method: SM 5310C Pace Analytical Services - Indianapolis							
Dissolved Organic Carbon	ND	mg/L	8.0	8		09/02/22 05:08		D3

This report shall not be reproduced, except in full,
without the written consent of Pace Analytical Services, LLC.

Pace Analytical Services, LLC
7726 Moller Road
Indianapolis, IN 46268
(317)228-3100

ANALYTICAL RESULTS

Project: Eagle Valley Aug 2022 P1R5
Pace Project No.: 50324398

Sample: MW-20D **Lab ID: 50324398003** Collected: 08/25/22 13:55 Received: 08/26/22 07:30 Matrix: Water

Parameters	Results	Units	Report Limit	DF	Prepared	Analyzed	CAS No.	Qual
9056 IC Anions	Analytical Method: EPA 9056							
	Pace Analytical Services - Indianapolis							
Chloride	**12.9**	mg/L	2.5	10		08/31/22 03:16	16887-00-6	
Fluoride	ND	mg/L	0.10	1		08/31/22 02:59	16984-48-8	
Sulfate	**26.0**	mg/L	2.5	10		08/31/22 03:16	14808-79-8	
6010 MET ICP	Analytical Method: EPA 6010 Preparation Method: EPA 3010							
	Pace Analytical Services - Indianapolis							
Aluminum	ND	ug/L	200	1	09/09/22 12:30	09/12/22 11:13	7429-90-5	
Barium	**32.2**	ug/L	10.0	1	09/09/22 12:30	09/12/22 11:13	7440-39-3	
Boron	ND	ug/L	100	1	09/09/22 12:30	09/12/22 11:13	7440-42-8	
Calcium	**75900**	ug/L	1000	1	09/09/22 12:30	09/12/22 11:13	7440-70-2	
Iron	ND	ug/L	100	1	09/09/22 12:30	09/12/22 11:13	7439-89-6	
Lithium	ND	ug/L	20.0	1	09/09/22 12:30	09/12/22 11:13	7439-93-2	
Magnesium	**22400**	ug/L	1000	1	09/09/22 12:30	09/12/22 11:13	7439-95-4	
Manganese	ND	ug/L	10.0	1	09/09/22 12:30	09/12/22 11:13	7439-96-5	
Molybdenum	ND	ug/L	10.0	1	09/09/22 12:30	09/12/22 11:13	7439-98-7	
Potassium	**2450**	ug/L	1000	1	09/09/22 12:30	09/12/22 11:13	7440-09-7	
Silica	**16400**	ug/L	450	1	09/09/22 12:30	09/12/22 11:13	7631-86-9	N2
Sodium	**7960**	ug/L	1000	1	09/09/22 12:30	09/12/22 11:13	7440-23-5	
6010 MET ICP, Dissolved	Analytical Method: EPA 6010 Preparation Method: EPA 3010							
	Pace Analytical Services - Indianapolis							
Manganese, Dissolved	ND	ug/L	10.0	1	09/06/22 09:29	09/06/22 21:55	7439-96-5	
Molybdenum, Dissolved	ND	ug/L	10.0	1	09/06/22 09:29	09/06/22 21:55	7439-98-7	
6020 MET ICPMS	Analytical Method: EPA 6020 Preparation Method: EPA 200.2							
	Pace Analytical Services - Indianapolis							
Antimony	ND	ug/L	1.0	1	08/31/22 17:00	09/05/22 03:15	7440-36-0	
Arsenic	ND	ug/L	1.0	1	08/31/22 17:00	09/05/22 03:15	7440-38-2	
Cobalt	ND	ug/L	1.0	1	08/31/22 17:00	09/02/22 08:50	7440-48-4	
Selenium	ND	ug/L	1.0	1	08/31/22 17:00	09/05/22 03:15	7782-49-2	
2320B Alkalinity	Analytical Method: SM 2320B							
	Pace Analytical Services - Indianapolis							
Alkalinity, Total as CaCO3	**238**	mg/L	10.0	1		08/26/22 15:58		
Alkalinity,Bicarbonate (CaCO3)	**238**	mg/L	10.0	1		08/26/22 15:58		
Alkalinity,Carbonate (CaCO3)	ND	mg/L	10.0	1		08/26/22 15:58		
2540C Total Dissolved Solids	Analytical Method: SM 2540C							
	Pace Analytical Services - Indianapolis							
Total Dissolved Solids	**303**	mg/L	10.0	1		09/01/22 10:46		
4500H+ pH, Electrometric	Analytical Method: SM 4500-H+B							
	Pace Analytical Services - Indianapolis							
pH at 25 Degrees C	**7.8**	Std. Units	0.10	1		08/26/22 12:48		H3

REPORT OF LABORATORY ANALYSIS

This report shall not be reproduced, except in full,
without the written consent of Pace Analytical Services, LLC.

Pace Analytical Services, LLC
7726 Moller Road
Indianapolis, IN 46268
(317)228-3100

ANALYTICAL RESULTS

Project: Eagle Valley Aug 2022 P1R5
Pace Project No.: 50324398

Sample: MW-20D **Lab ID: 50324398003** Collected: 08/25/22 13:55 Received: 08/26/22 07:30 Matrix: Water

Parameters	Results	Units	Report Limit	DF	Prepared	Analyzed	CAS No.	Qual
4500S2D Sulfide Water	Analytical Method: SM 4500-S2-D Pace Analytical Services - Indianapolis							
Sulfide	ND	mg/L	0.10	1		08/29/22 13:32	18496-25-8	
Iron, Ferrous	Analytical Method: HACH 8146 Pace Analytical Services - Indianapolis							
Iron, Ferrous	ND	mg/L	0.20	1		08/31/22 19:34	15438-31-0	H3,N2
353.2 Nitrogen, NO2/NO3 unpres	Analytical Method: EPA 353.2 Pace Analytical Services - Indianapolis							
Nitrogen, Nitrate	**1.2**	mg/L	0.10	1		08/26/22 18:38	14797-55-8	
Nitrogen, Nitrite	ND	mg/L	0.10	1		08/26/22 18:38	14797-65-0	
365.1 Total Phosphorus	Analytical Method: EPA 365.1 Preparation Method: EPA 365.1 Pace Analytical Services - Indianapolis							
Phosphate as P04	ND	mg/L	0.15	1	09/08/22 19:30	09/09/22 13:47		
5310C TOC	Analytical Method: SM 5310C Pace Analytical Services - Indianapolis							
Total Organic Carbon	ND	mg/L	1.0	1		09/08/22 03:23	7440-44-0	
5310C Dissolved Organic Carbon	Analytical Method: SM 5310C Pace Analytical Services - Indianapolis							
Dissolved Organic Carbon	ND	mg/L	1.0	1		09/02/22 05:18		

REPORT OF LABORATORY ANALYSIS

This report shall not be reproduced, except in full,
without the written consent of Pace Analytical Services, LLC.

Pace Analytical Services, LLC
7726 Moller Road
Indianapolis, IN 46268
(317)228-3100

QUALITY CONTROL DATA

Project: Eagle Valley Aug 2022 P1R5
Pace Project No.: 50324398

QC Batch: 693354
QC Batch Method: EPA 9056
Analysis Method: EPA 9056
Analysis Description: 9056 IC Anions
Laboratory: Pace Analytical Services - Indianapolis
Associated Lab Samples: 50324398001, 50324398002, 50324398003

METHOD BLANK: 3188346 Matrix: Water
Associated Lab Samples: 50324398001, 50324398002, 50324398003

Parameter	Units	Blank Result	Reporting Limit	Analyzed	Qualifiers
Chloride	mg/L	ND	0.25	08/31/22 11:06	
Fluoride	mg/L	ND	0.10	08/31/22 11:06	
Sulfate	mg/L	ND	0.25	08/31/22 11:06	

LABORATORY CONTROL SAMPLE: 3188347

Parameter	Units	Spike Conc.	LCS Result	LCS % Rec	% Rec Limits	Qualifiers
Chloride	mg/L	1.2	1.2	100	80-120	
Fluoride	mg/L	0.5	0.52	104	80-120	
Sulfate	mg/L	2.5	2.6	106	80-120	

MATRIX SPIKE & MATRIX SPIKE DUPLICATE: 3188348 3188349

Parameter	Units	50324410001 Result	MS Spike Conc.	MSD Spike Conc.	MS Result	MSD Result	MS % Rec	MSD % Rec	% Rec Limits	RPD	Max RPD	Qual
Chloride	mg/L	5.1	1.2	1.2	6.4	6.4	102	102	80-120	0	15	
Fluoride	mg/L	0.13	0.5	0.5	0.63	0.63	100	100	80-120	0	15	
Sulfate	mg/L	42.9	25	25	67.7	67.5	99	99	80-120	0	15	

Results presented on this page are in the units indicated by the "Units" column except where an alternate unit is presented to the right of the result.

REPORT OF LABORATORY ANALYSIS

This report shall not be reproduced, except in full,
without the written consent of Pace Analytical Services, LLC.

Pace Analytical Services, LLC
7726 Moller Road
Indianapolis, IN 46268
(317)228-3100

QUALITY CONTROL DATA

Project: Eagle Valley Aug 2022 P1R5
Pace Project No.: 50324398

QC Batch: 693690
QC Batch Method: EPA 3010
Analysis Method: EPA 6010
Analysis Description: 6010 MET
Laboratory: Pace Analytical Services - Indianapolis
Associated Lab Samples: 50324398001, 50324398002, 50324398003

METHOD BLANK: 3189532 Matrix: Water
Associated Lab Samples: 50324398001, 50324398002, 50324398003

Parameter	Units	Blank Result	Reporting Limit	Analyzed	Qualifiers
Aluminum	ug/L	ND	200	09/12/22 10:44	
Barium	ug/L	ND	10.0	09/12/22 10:44	
Boron	ug/L	ND	100	09/12/22 10:44	
Calcium	ug/L	ND	1000	09/12/22 10:44	
Iron	ug/L	ND	100	09/12/22 10:44	
Lithium	ug/L	ND	20.0	09/12/22 10:44	
Magnesium	ug/L	ND	1000	09/12/22 10:44	
Manganese	ug/L	ND	10.0	09/12/22 10:44	
Molybdenum	ug/L	ND	10.0	09/12/22 10:44	
Potassium	ug/L	ND	1000	09/12/22 10:44	
Silica	ug/L	ND	450	09/12/22 10:44	N2
Sodium	ug/L	ND	1000	09/12/22 10:44	

LABORATORY CONTROL SAMPLE: 3189533

Parameter	Units	Spike Conc.	LCS Result	LCS % Rec	% Rec Limits	Qualifiers
Aluminum	ug/L	10000	10400	104	80-120	
Barium	ug/L	1000	1000	100	80-120	
Boron	ug/L	1000	1030	103	80-120	
Calcium	ug/L	10000	10600	106	80-120	
Iron	ug/L	10000	10000	100	80-120	
Lithium	ug/L	1000	1040	104	80-120	
Magnesium	ug/L	10000	10300	103	80-120	
Manganese	ug/L	1000	999	100	80-120	
Molybdenum	ug/L	1000	1050	105	80-120	
Potassium	ug/L	10000	10200	102	80-120	
Silica	ug/L	10700	10200	95	80-120	N2
Sodium	ug/L	10000	10400	104	80-120	

MATRIX SPIKE & MATRIX SPIKE DUPLICATE: 3189534 3189535

Parameter	Units	50324400002 Result	MS Spike Conc.	MSD Spike Conc.	MS Result	MSD Result	MS % Rec	MSD % Rec	% Rec Limits	RPD	Max RPD	Qual
Aluminum	ug/L	<200	10000	10000	10600	10700	106	107	75-125	2	20	
Barium	ug/L	78.0	1000	1000	1080	1090	100	101	75-125	1	20	
Boron	ug/L	<100	1000	1000	1060	1070	104	106	75-125	1	20	
Calcium	ug/L	64600	10000	10000	75000	74600	104	100	75-125	1	20	

Results presented on this page are in the units indicated by the "Units" column except where an alternate unit is presented to the right of the result.

REPORT OF LABORATORY ANALYSIS

This report shall not be reproduced, except in full,
without the written consent of Pace Analytical Services, LLC.

Pace Analytical Services, LLC
7726 Moller Road
Indianapolis, IN 46268
(317)228-3100

QUALITY CONTROL DATA

Project: Eagle Valley Aug 2022 P1R5
Pace Project No.: 50324398

MATRIX SPIKE & MATRIX SPIKE DUPLICATE: 3189534 3189535

Parameter	Units	50324400002 Result	MS Spike Conc.	MSD Spike Conc.	MS Result	MSD Result	MS % Rec	MSD % Rec	% Rec Limits	RPD	Max RPD	Qual
Iron	ug/L	<100	10000	10000	9780	9920	98	99	75-125	1	20	
Lithium	ug/L	<20.0	1000	1000	1030	1040	103	104	75-125	1	20	
Magnesium	ug/L	14300	10000	10000	24500	24500	102	101	75-125	0	20	
Manganese	ug/L	<10.0	1000	1000	976	989	98	99	75-125	1	20	
Molybdenum	ug/L	<10.0	1000	1000	1040	1050	104	105	75-125	1	20	
Potassium	ug/L	98400	10000	10000	112000	111000	133	128	75-125	0	20	E,P6
Silica	ug/L	7790	10700	10700	18300	18400	98	99	75-125	1	20	N2
Sodium	ug/L	48400	10000	10000	60000	59700	116	113	75-125	1	20	

Results presented on this page are in the units indicated by the "Units" column except where an alternate unit is presented to the right of the result.

REPORT OF LABORATORY ANALYSIS

This report shall not be reproduced, except in full,
without the written consent of Pace Analytical Services, LLC.

Pace Analytical Services, LLC
7726 Moller Road
Indianapolis, IN 46268
(317)228-3100

QUALITY CONTROL DATA

Project: Eagle Valley Aug 2022 P1R5
Pace Project No.: 50324398

QC Batch: 693521
QC Batch Method: EPA 3010
Analysis Method: EPA 6010
Analysis Description: 6010 MET Dissolved
Laboratory: Pace Analytical Services - Indianapolis
Associated Lab Samples: 50324398001, 50324398002

METHOD BLANK: 3188854 Matrix: Water
Associated Lab Samples: 50324398001, 50324398002

Parameter	Units	Blank Result	Reporting Limit	Analyzed	Qualifiers
Manganese, Dissolved	ug/L	ND	10.0	09/11/22 08:49	
Molybdenum, Dissolved	ug/L	ND	10.0	09/11/22 08:49	

LABORATORY CONTROL SAMPLE: 3188855

Parameter	Units	Spike Conc.	LCS Result	LCS % Rec	% Rec Limits	Qualifiers
Manganese, Dissolved	ug/L	1000	976	98	80-120	
Molybdenum, Dissolved	ug/L	1000	1020	102	80-120	

MATRIX SPIKE & MATRIX SPIKE DUPLICATE: 3188856 3188857

Parameter	Units	50324400002 Result	MS Spike Conc.	MSD Spike Conc.	MS Result	MSD Result	MS % Rec	MSD % Rec	% Rec Limits	RPD	Max RPD	Qual
Manganese, Dissolved	ug/L	<10.0	1000	1000	985	981	98	98	75-125	0	20	
Molybdenum, Dissolved	ug/L	<10.0	1000	1000	1030	1030	103	103	75-125	0	20	

MATRIX SPIKE & MATRIX SPIKE DUPLICATE: 3188858 3188859

Parameter	Units	50324465001 Result	MS Spike Conc.	MSD Spike Conc.	MS Result	MSD Result	MS % Rec	MSD % Rec	% Rec Limits	RPD	Max RPD	Qual
Manganese, Dissolved	ug/L	58.4	1000	1000	982	1010	92	95	75-125	3	20	
Molybdenum, Dissolved	ug/L	ND	1000	1000	995	1020	99	101	75-125	2	20	

Results presented on this page are in the units indicated by the "Units" column except where an alternate unit is presented to the right of the result.

REPORT OF LABORATORY ANALYSIS

This report shall not be reproduced, except in full,
without the written consent of Pace Analytical Services, LLC.

Pace Analytical Services, LLC
7726 Moller Road
Indianapolis, IN 46268
(317)228-3100

QUALITY CONTROL DATA

Project: Eagle Valley Aug 2022 P1R5
Pace Project No.: 50324398

QC Batch: 694114
QC Batch Method: EPA 3010
Analysis Method: EPA 6010
Analysis Description: 6010 MET Dissolved
Laboratory: Pace Analytical Services - Indianapolis
Associated Lab Samples: 50324398003

METHOD BLANK: 3191387 Matrix: Water
Associated Lab Samples: 50324398003

Parameter	Units	Blank Result	Reporting Limit	Analyzed	Qualifiers
Manganese, Dissolved	ug/L	ND	10.0	09/06/22 21:21	
Molybdenum, Dissolved	ug/L	ND	10.0	09/06/22 21:21	

LABORATORY CONTROL SAMPLE: 3191388

Parameter	Units	Spike Conc.	LCS Result	LCS % Rec	% Rec Limits	Qualifiers
Manganese, Dissolved	ug/L	1000	993	99	80-120	
Molybdenum, Dissolved	ug/L	1000	1050	105	80-120	

MATRIX SPIKE & MATRIX SPIKE DUPLICATE: 3191389 3191390

Parameter	Units	50324467001 Result	MS Spike Conc.	MSD Spike Conc.	MS Result	MSD Result	MS % Rec	MSD % Rec	% Rec Limits	RPD	Max RPD	Qual
Manganese, Dissolved	ug/L	0.28 mg/L	1000	1000	1250	1260	97	98	75-125	0	20	
Molybdenum, Dissolved	ug/L	ND	1000	1000	1080	1100	107	109	75-125	2	20	

Results presented on this page are in the units indicated by the "Units" column except where an alternate unit is presented to the right of the result.

REPORT OF LABORATORY ANALYSIS

This report shall not be reproduced, except in full,
without the written consent of Pace Analytical Services, LLC.

Pace Analytical Services, LLC
7726 Moller Road
Indianapolis, IN 46268
(317)228-3100

QUALITY CONTROL DATA

Project: Eagle Valley Aug 2022 P1R5
Pace Project No.: 50324398

QC Batch: 693793
QC Batch Method: EPA 200.2
Analysis Method: EPA 6020
Analysis Description: 6020 MET
Laboratory: Pace Analytical Services - Indianapolis
Associated Lab Samples: 50324398001, 50324398002, 50324398003

METHOD BLANK: 3190040 Matrix: Water
Associated Lab Samples: 50324398001, 50324398002, 50324398003

Parameter	Units	Blank Result	Reporting Limit	Analyzed	Qualifiers
Antimony	ug/L	ND	1.0	09/02/22 06:45	
Arsenic	ug/L	ND	1.0	09/02/22 06:45	
Cobalt	ug/L	ND	1.0	09/02/22 06:45	
Selenium	ug/L	ND	1.0	09/02/22 06:45	

LABORATORY CONTROL SAMPLE: 3190041

Parameter	Units	Spike Conc.	LCS Result	LCS % Rec	% Rec Limits	Qualifiers
Antimony	ug/L	40	41.9	105	80-120	
Arsenic	ug/L	40	41.3	103	80-120	
Cobalt	ug/L	40	39.9	100	80-120	
Selenium	ug/L	40	41.6	104	80-120	

MATRIX SPIKE & MATRIX SPIKE DUPLICATE: 3190042 3190043

Parameter	Units	50324366002 Result	MS Spike Conc.	MSD Spike Conc.	MS Result	MSD Result	MS % Rec	MSD % Rec	% Rec Limits	RPD	Max RPD	Qual
Antimony	ug/L	ND	40	40	40.3	40.1	100	100	75-125	0	20	
Arsenic	ug/L	5.1	40	40	44.6	44.2	99	98	75-125	1	20	
Cobalt	ug/L	ND	40	40	37.1	36.8	92	91	75-125	1	20	
Selenium	ug/L	ND	40	40	37.1	37.1	92	92	75-125	0	20	

Results presented on this page are in the units indicated by the "Units" column except where an alternate unit is presented to the right of the result.

REPORT OF LABORATORY ANALYSIS

This report shall not be reproduced, except in full,
without the written consent of Pace Analytical Services, LLC.

Pace Analytical Services, LLC
7726 Moller Road
Indianapolis, IN 46268
(317)228-3100

QUALITY CONTROL DATA

Project: Eagle Valley Aug 2022 P1R5
Pace Project No.: 50324398

QC Batch: 693050
QC Batch Method: SM 2320B
Analysis Method: SM 2320B
Analysis Description: 2320B Alkalinity
Laboratory: Pace Analytical Services - Indianapolis
Associated Lab Samples: 50324398001, 50324398002, 50324398003

METHOD BLANK: 3187062 Matrix: Water
Associated Lab Samples: 50324398001, 50324398002, 50324398003

Parameter	Units	Blank Result	Reporting Limit	Analyzed	Qualifiers
Alkalinity, Total as CaCO3	mg/L	ND	10.0	08/26/22 15:58	
Alkalinity,Bicarbonate (CaCO3)	mg/L	ND	10.0	08/26/22 15:58	
Alkalinity,Carbonate (CaCO3)	mg/L	ND	10.0	08/26/22 15:58	

LABORATORY CONTROL SAMPLE: 3187063

Parameter	Units	Spike Conc.	LCS Result	LCS % Rec	% Rec Limits	Qualifiers
Alkalinity, Total as CaCO3	mg/L	50	49.8	100	90-110	

SAMPLE DUPLICATE: 3187064

Parameter	Units	50324269006 Result	Dup Result	RPD	Max RPD	Qualifiers
Alkalinity, Total as CaCO3	mg/L	220	223	2	20	
Alkalinity,Bicarbonate (CaCO3)	mg/L	220	223	2	20	
Alkalinity,Carbonate (CaCO3)	mg/L	<10.0	ND		20	

Results presented on this page are in the units indicated by the "Units" column except where an alternate unit is presented to the right of the result.

REPORT OF LABORATORY ANALYSIS

This report shall not be reproduced, except in full,
without the written consent of Pace Analytical Services, LLC.

Pace Analytical Services, LLC
7726 Moller Road
Indianapolis, IN 46268
(317)228-3100

QUALITY CONTROL DATA

Project: Eagle Valley Aug 2022 P1R5
Pace Project No.: 50324398

QC Batch: 693866 | Analysis Method: SM 2540C
QC Batch Method: SM 2540C | Analysis Description: 2540C Total Dissolved Solids
Laboratory: Pace Analytical Services - Indianapolis
Associated Lab Samples: 50324398001, 50324398002, 50324398003

METHOD BLANK: 3190284 Matrix: Water
Associated Lab Samples: 50324398001, 50324398002, 50324398003

Parameter	Units	Blank Result	Reporting Limit	Analyzed	Qualifiers
Total Dissolved Solids	mg/L	ND	10.0	09/01/22 10:39	

LABORATORY CONTROL SAMPLE: 3190285

Parameter	Units	Spike Conc.	LCS Result	LCS % Rec	% Rec Limits	Qualifiers
Total Dissolved Solids	mg/L	300	289	96	80-120	

SAMPLE DUPLICATE: 3190286

Parameter	Units	50324392003 Result	Dup Result	RPD	Max RPD	Qualifiers
Total Dissolved Solids	mg/L	101	109	8	10	

SAMPLE DUPLICATE: 3190287

Parameter	Units	50324392010 Result	Dup Result	RPD	Max RPD	Qualifiers
Total Dissolved Solids	mg/L	551	567	3	10	

Results presented on this page are in the units indicated by the "Units" column except where an alternate unit is presented to the right of the result.

REPORT OF LABORATORY ANALYSIS

This report shall not be reproduced, except in full,
without the written consent of Pace Analytical Services, LLC.

Pace Analytical Services, LLC
7726 Moller Road
Indianapolis, IN 46268
(317)228-3100

QUALITY CONTROL DATA

Project: Eagle Valley Aug 2022 P1R5
Pace Project No.: 50324398

QC Batch: 693008
QC Batch Method: SM 4500-H+B
Analysis Method: SM 4500-H+B
Analysis Description: 4500H+B pH
Laboratory: Pace Analytical Services - Indianapolis
Associated Lab Samples: 50324398001, 50324398002, 50324398003

SAMPLE DUPLICATE: 3186792

Parameter	Units	50324197001 Result	Dup Result	RPD	Max RPD	Qualifiers
pH at 25 Degrees C	Std. Units	7.9	7.9	0	2	H3

SAMPLE DUPLICATE: 3186793

Parameter	Units	50324242001 Result	Dup Result	RPD	Max RPD	Qualifiers
pH at 25 Degrees C	Std. Units	8.1	8.1	0	2	H3

Results presented on this page are in the units indicated by the "Units" column except where an alternate unit is presented to the right of the result.

REPORT OF LABORATORY ANALYSIS

This report shall not be reproduced, except in full,
without the written consent of Pace Analytical Services, LLC.

Pace Analytical Services, LLC
7726 Moller Road
Indianapolis, IN 46268
(317)228-3100

QUALITY CONTROL DATA

Project: Eagle Valley Aug 2022 P1R5
Pace Project No.: 50324398

QC Batch: 693240
QC Batch Method: SM 4500-S2-D
Analysis Method: SM 4500-S2-D
Analysis Description: 4500S2D Sulfide Water
Laboratory: Pace Analytical Services - Indianapolis
Associated Lab Samples: 50324398001, 50324398002, 50324398003

METHOD BLANK: 3187986 Matrix: Water
Associated Lab Samples: 50324398001, 50324398002, 50324398003

Parameter	Units	Blank Result	Reporting Limit	Analyzed	Qualifiers
Sulfide	mg/L	ND	0.10	08/29/22 13:32	

LABORATORY CONTROL SAMPLE: 3187987

Parameter	Units	Spike Conc.	LCS Result	LCS % Rec	% Rec Limits	Qualifiers
Sulfide	mg/L	0.5	0.52	103	90-110	

MATRIX SPIKE & MATRIX SPIKE DUPLICATE: 3187988 3187989

Parameter	Units	50324395003 Result	MS Spike Conc.	MSD Spike Conc.	MS Result	MSD Result	MS % Rec	MSD % Rec	% Rec Limits	RPD	Max RPD	Qual
Sulfide	mg/L	ND	0.5	0.5	0.53	0.48	106	96	90-110	10	20	

MATRIX SPIKE SAMPLE: 3187990

Parameter	Units	50324431003 Result	Spike Conc.	MS Result	MS % Rec	% Rec Limits	Qualifiers
Sulfide	mg/L	<0.20	0.5	0.52	104	90-110	

Results presented on this page are in the units indicated by the "Units" column except where an alternate unit is presented to the right of the result.

REPORT OF LABORATORY ANALYSIS

This report shall not be reproduced, except in full,
without the written consent of Pace Analytical Services, LLC.

Pace Analytical Services, LLC
7726 Moller Road
Indianapolis, IN 46268
(317)228-3100

QUALITY CONTROL DATA

Project: Eagle Valley Aug 2022 P1R5
Pace Project No.: 50324398

QC Batch: 693818
QC Batch Method: HACH 8146
Analysis Method: HACH 8146
Analysis Description: Iron, Ferrous
Laboratory: Pace Analytical Services - Indianapolis
Associated Lab Samples: 50324398001, 50324398002, 50324398003

METHOD BLANK: 3190197 Matrix: Water
Associated Lab Samples: 50324398001, 50324398002, 50324398003

Parameter	Units	Blank Result	Reporting Limit	Analyzed	Qualifiers
Iron, Ferrous	mg/L	ND	0.20	08/31/22 19:30	H3,N2

LABORATORY CONTROL SAMPLE: 3190198

Parameter	Units	Spike Conc.	LCS Result	LCS % Rec	% Rec Limits	Qualifiers
Iron, Ferrous	mg/L	1	1.0	102	90-110	H3,N2

MATRIX SPIKE & MATRIX SPIKE DUPLICATE: 3190199 3190200

Parameter	Units	50324242002 Result	MS Spike Conc.	MSD Spike Conc.	MS Result	MSD Result	MS % Rec	MSD % Rec	% Rec Limits	RPD	Max RPD	Qual
Iron, Ferrous	mg/L	ND	1	1	1.0	1.1	101	106	90-110	5	20	H3,N2

MATRIX SPIKE & MATRIX SPIKE DUPLICATE: 3190201 3190202

Parameter	Units	50324465001 Result	MS Spike Conc.	MSD Spike Conc.	MS Result	MSD Result	MS % Rec	MSD % Rec	% Rec Limits	RPD	Max RPD	Qual
Iron, Ferrous	mg/L	ND	1	1	0.98	1.0	98	103	90-110	4	20	H3,N2

Results presented on this page are in the units indicated by the "Units" column except where an alternate unit is presented to the right of the result.

REPORT OF LABORATORY ANALYSIS

This report shall not be reproduced, except in full,
without the written consent of Pace Analytical Services, LLC.

Pace Analytical Services, LLC
7726 Moller Road
Indianapolis, IN 46268
(317)228-3100

QUALITY CONTROL DATA

Project: Eagle Valley Aug 2022 P1R5
Pace Project No.: 50324398

QC Batch: 693082
QC Batch Method: EPA 353.2
Analysis Method: EPA 353.2
Analysis Description: 353.2 Nitrate + Nitrite, Unpres.
Laboratory: Pace Analytical Services - Indianapolis
Associated Lab Samples: 50324398001, 50324398002, 50324398003

METHOD BLANK: 3187355 Matrix: Water
Associated Lab Samples: 50324398001, 50324398002, 50324398003

Parameter	Units	Blank Result	Reporting Limit	Analyzed	Qualifiers
Nitrogen, Nitrate	mg/L	ND	0.10	08/26/22 18:08	
Nitrogen, Nitrite	mg/L	ND	0.10	08/26/22 18:08	

LABORATORY CONTROL SAMPLE: 3187356

Parameter	Units	Spike Conc.	LCS Result	LCS % Rec	% Rec Limits	Qualifiers
Nitrogen, Nitrate	mg/L	1	0.94	94	90-110	
Nitrogen, Nitrite	mg/L	1	0.98	98	90-110	

MATRIX SPIKE & MATRIX SPIKE DUPLICATE: 3187357 3187358

Parameter	Units	50324465001 Result	MS Spike Conc.	MSD Spike Conc.	MS Result	MSD Result	MS % Rec	MSD % Rec	% Rec Limits	RPD	Max RPD	Qual
Nitrogen, Nitrate	mg/L	7.7	1	1	8.4	8.6	72	85	90-110	2	20	
Nitrogen, Nitrite	mg/L	ND	1	1	.97J	.99J	93	95	90-110		20	

MATRIX SPIKE SAMPLE: 3187359

Parameter	Units	50324398001 Result	Spike Conc.	MS Result	MS % Rec	% Rec Limits	Qualifiers
Nitrogen, Nitrate	mg/L	13.4	1	14.2	78	90-110	
Nitrogen, Nitrite	mg/L	ND	1	.96J	95	90-110	

Results presented on this page are in the units indicated by the "Units" column except where an alternate unit is presented to the right of the result.

REPORT OF LABORATORY ANALYSIS

This report shall not be reproduced, except in full,
without the written consent of Pace Analytical Services, LLC.

Pace Analytical Services, LLC
7726 Moller Road
Indianapolis, IN 46268
(317)228-3100

QUALITY CONTROL DATA

Project: Eagle Valley Aug 2022 P1R5
Pace Project No.: 50324398

QC Batch: 694889
QC Batch Method: EPA 365.1
Analysis Method: EPA 365.1
Analysis Description: 365.1 Total Phosphorus
Laboratory: Pace Analytical Services - Indianapolis
Associated Lab Samples: 50324398001, 50324398002, 50324398003

METHOD BLANK: 3194763 Matrix: Water
Associated Lab Samples: 50324398001, 50324398002, 50324398003

Parameter	Units	Blank Result	Reporting Limit	Analyzed	Qualifiers
Phosphate as P04	mg/L	ND	0.15	09/09/22 13:31	

LABORATORY CONTROL SAMPLE: 3194764

Parameter	Units	Spike Conc.	LCS Result	LCS % Rec	% Rec Limits	Qualifiers
Phosphate as P04	mg/L		1.5			

MATRIX SPIKE & MATRIX SPIKE DUPLICATE: 3194765 3194766

Parameter	Units	50324392010 Result	MS Spike Conc.	MSD Spike Conc.	MS Result	MSD Result	MS % Rec	MSD % Rec	% Rec Limits	RPD	Max RPD	Qual
Phosphate as P04	mg/L	<0.15			1.5	1.5				3		

MATRIX SPIKE SAMPLE: 3194767

Parameter	Units	50324398001 Result	Spike Conc.	MS Result	MS % Rec	% Rec Limits	Qualifiers
Phosphate as P04	mg/L	ND		1.5			

Results presented on this page are in the units indicated by the "Units" column except where an alternate unit is presented to the right of the result.

REPORT OF LABORATORY ANALYSIS

This report shall not be reproduced, except in full,
without the written consent of Pace Analytical Services, LLC.

Pace Analytical Services, LLC
7726 Moller Road
Indianapolis, IN 46268
(317)228-3100

QUALITY CONTROL DATA

Project: Eagle Valley Aug 2022 P1R5
Pace Project No.: 50324398

QC Batch: 694580 | Analysis Method: SM 5310C
QC Batch Method: SM 5310C | Analysis Description: 5310C Total Organic Carbon
Laboratory: Pace Analytical Services - Indianapolis
Associated Lab Samples: 50324398001, 50324398002, 50324398003

METHOD BLANK: 3193270 Matrix: Water
Associated Lab Samples: 50324398001, 50324398002, 50324398003

Parameter	Units	Blank Result	Reporting Limit	Analyzed	Qualifiers
Total Organic Carbon	mg/L	ND	1.0	09/07/22 18:28	

LABORATORY CONTROL SAMPLE: 3193271

Parameter	Units	Spike Conc.	LCS Result	LCS % Rec	% Rec Limits	Qualifiers
Total Organic Carbon	mg/L	10	9.9	99	90-110	

MATRIX SPIKE & MATRIX SPIKE DUPLICATE: 3193272 3193273

Parameter	Units	50324448012 Result	MS Spike Conc.	MSD Spike Conc.	MS Result	MSD Result	MS % Rec	MSD % Rec	% Rec Limits	RPD	Max RPD	Qual
Total Organic Carbon	mg/L	1290J ug/L	40	40	40.1	40.0	97	97	80-120	0	20	

MATRIX SPIKE SAMPLE: 3193274

Parameter	Units	50324448014 Result	Spike Conc.	MS Result	MS % Rec	% Rec Limits	Qualifiers
Total Organic Carbon	mg/L	1250J ug/L	40	40.0	97	80-120	

Results presented on this page are in the units indicated by the "Units" column except where an alternate unit is presented to the right of the result.

REPORT OF LABORATORY ANALYSIS

This report shall not be reproduced, except in full,
without the written consent of Pace Analytical Services, LLC.

Pace Analytical Services, LLC
7726 Moller Road
Indianapolis, IN 46268
(317)228-3100

QUALITY CONTROL DATA

Project: Eagle Valley Aug 2022 P1R5
Pace Project No.: 50324398

QC Batch: 693910 | Analysis Method: SM 5310C
QC Batch Method: SM 5310C | Analysis Description: 5310C Dissolved Organic Carbon
Laboratory: Pace Analytical Services - Indianapolis
Associated Lab Samples: 50324398001, 50324398002, 50324398003

METHOD BLANK: 3190406 Matrix: Water
Associated Lab Samples: 50324398001, 50324398002, 50324398003

Parameter	Units	Blank Result	Reporting Limit	Analyzed	Qualifiers
Dissolved Organic Carbon	mg/L	ND	1.0	09/02/22 02:12	

LABORATORY CONTROL SAMPLE: 3190407

Parameter	Units	Spike Conc.	LCS Result	LCS % Rec	% Rec Limits	Qualifiers
Dissolved Organic Carbon	mg/L	10	10.0	100	90-110	

MATRIX SPIKE & MATRIX SPIKE DUPLICATE: 3190408 3190409

Parameter	Units	50324465001 Result	MS Spike Conc.	MSD Spike Conc.	MS Result	MSD Result	MS % Rec	MSD % Rec	% Rec Limits	RPD	Max RPD	Qual
Dissolved Organic Carbon	mg/L	ND	20	20	21.1	20.8	101	100	80-120	1	20	

MATRIX SPIKE SAMPLE: 3190410

Parameter	Units	50324471001 Result	Spike Conc.	MS Result	MS % Rec	% Rec Limits	Qualifiers
Dissolved Organic Carbon	mg/L	7.3	20	27.2	100	80-120	

Results presented on this page are in the units indicated by the "Units" column except where an alternate unit is presented to the right of the result.

REPORT OF LABORATORY ANALYSIS

This report shall not be reproduced, except in full,
without the written consent of Pace Analytical Services, LLC.

Pace Analytical Services, LLC
7726 Moller Road
Indianapolis, IN 46268
(317)228-3100

ANALYTICAL RESULTS - RADIOCHEMISTRY

Project: Eagle Valley Aug 2022 P1R5
Pace Project No.: 50324398

Sample: MW-20S **Lab ID: 50324398001** Collected: 08/25/22 10:50 Received: 08/26/22 07:30 Matrix: Water
PWS: Site ID: Sample Type:

Parameters	Method	Act ± Unc (MDC) Carr Trac	Units	Analyzed	CAS No.	Qual
	Pace Analytical Services - Greensburg					
Radium-226	EPA 903.1	**-0.0760 ± 0.649 (1.32) C:NA T:97%**	pCi/L	09/12/22 16:54	13982-63-3	
	Pace Analytical Services - Greensburg					
Radium-228	EPA 904.0	**0.141 ± 0.331 (0.739) C:78% T:92%**	pCi/L	09/13/22 18:42	15262-20-1	
	Pace Analytical Services - Greensburg					
Total Radium	Total Radium Calculation	**0.141 ± 0.980 (2.06)**	pCi/L	09/19/22 14:14	7440-14-4	

REPORT OF LABORATORY ANALYSIS

This report shall not be reproduced, except in full,
without the written consent of Pace Analytical Services, LLC.

Pace Analytical Services, LLC
7726 Moller Road
Indianapolis, IN 46268
(317)228-3100

ANALYTICAL RESULTS - RADIOCHEMISTRY

Project: Eagle Valley Aug 2022 P1R5
Pace Project No.: 50324398

Sample: MW-20I **Lab ID: 50324398002** Collected: 08/25/22 12:50 Received: 08/26/22 07:30 Matrix: Water
PWS: Site ID: Sample Type:

Parameters	Method	Act ± Unc (MDC) Carr Trac	Units	Analyzed	CAS No.	Qual
	Pace Analytical Services - Greensburg					
Radium-226	EPA 903.1	**0.158 ± 0.658 (1.26) C:NA T:92%**	pCi/L	09/12/22 16:54	13982-63-3	
	Pace Analytical Services - Greensburg					
Radium-228	EPA 904.0	**0.563 ± 0.393 (0.743) C:82% T:89%**	pCi/L	09/13/22 18:41	15262-20-1	
	Pace Analytical Services - Greensburg					
Total Radium	Total Radium Calculation	**0.721 ± 1.05 (2.00)**	pCi/L	09/19/22 14:14	7440-14-4	

This report shall not be reproduced, except in full,
without the written consent of Pace Analytical Services, LLC.

Pace Analytical Services, LLC
7726 Moller Road
Indianapolis, IN 46268
(317)228-3100

ANALYTICAL RESULTS - RADIOCHEMISTRY

Project: Eagle Valley Aug 2022 P1R5
Pace Project No.: 50324398

Sample: MW-20D **Lab ID: 50324398003** Collected: 08/25/22 13:55 Received: 08/26/22 07:30 Matrix: Water
PWS: Site ID: Sample Type:

Parameters	Method	Act ± Unc (MDC) Carr Trac	Units	Analyzed	CAS No.	Qual
	Pace Analytical Services - Greensburg					
Radium-226	EPA 903.1	**0.0772 ± 0.352 (0.717) C:NA T:96%**	pCi/L	09/12/22 16:54	13982-63-3	
	Pace Analytical Services - Greensburg					
Radium-228	EPA 904.0	**0.396 ± 0.415 (0.859) C:76% T:93%**	pCi/L	09/13/22 18:41	15262-20-1	
	Pace Analytical Services - Greensburg					
Total Radium	Total Radium Calculation	**0.473 ± 0.767 (1.58)**	pCi/L	09/19/22 14:14	7440-14-4	

REPORT OF LABORATORY ANALYSIS

This report shall not be reproduced, except in full,
without the written consent of Pace Analytical Services, LLC.

Pace Analytical Services, LLC
7726 Moller Road
Indianapolis, IN 46268
(317)228-3100

QUALITY CONTROL - RADIOCHEMISTRY

Project: Eagle Valley Aug 2022 P1R5
Pace Project No.: 50324398

QC Batch: 530244
QC Batch Method: EPA 903.1
Analysis Method: EPA 903.1
Analysis Description: 903.1 Radium-226
Laboratory: Pace Analytical Services - Greensburg
Associated Lab Samples: 50324398001, 50324398002, 50324398003

METHOD BLANK: 2572193
Matrix: Water
Associated Lab Samples: 50324398001, 50324398002, 50324398003

Parameter	Act ± Unc (MDC) Carr Trac	Units	Analyzed	Qualifiers
Radium-226	-0.248 ± 0.299 (0.814) C:NA T:91%	pCi/L	09/12/22 16:40	

Results presented on this page are in the units indicated by the "Units" column except where an alternate unit is presented to the right of the result.

REPORT OF LABORATORY ANALYSIS

This report shall not be reproduced, except in full,
without the written consent of Pace Analytical Services, LLC.

Pace Analytical Services, LLC
7726 Moller Road
Indianapolis, IN 46268
(317)228-3100

QUALITY CONTROL - RADIOCHEMISTRY

Project: Eagle Valley Aug 2022 P1R5
Pace Project No.: 50324398

QC Batch: 530246
QC Batch Method: EPA 904.0
Analysis Method: EPA 904.0
Analysis Description: 904.0 Radium 228
Laboratory: Pace Analytical Services - Greensburg
Associated Lab Samples: 50324398001, 50324398002, 50324398003

METHOD BLANK: 2572198
Matrix: Water
Associated Lab Samples: 50324398001, 50324398002, 50324398003

Parameter	Act ± Unc (MDC) Carr Trac	Units	Analyzed	Qualifiers
Radium-228	0.480 ± 0.296 (0.528) C:77% T:94%	pCi/L	09/13/22 16:48	

Results presented on this page are in the units indicated by the "Units" column except where an alternate unit is presented to the right of the result.

REPORT OF LABORATORY ANALYSIS

This report shall not be reproduced, except in full,
without the written consent of Pace Analytical Services, LLC.

Pace Analytical Services, LLC
7726 Moller Road
Indianapolis, IN 46268
(317)228-3100

QUALIFIERS

Project: Eagle Valley Aug 2022 P1R5
Pace Project No.: 50324398

DEFINITIONS

DF - Dilution Factor, if reported, represents the factor applied to the reported data due to dilution of the sample aliquot.

ND - Not Detected at or above adjusted reporting limit.

TNTC - Too Numerous To Count

J - Estimated concentration above the adjusted method detection limit and below the adjusted reporting limit.

MDL - Adjusted Method Detection Limit.

PQL - Practical Quantitation Limit.

RL - Reporting Limit - The lowest concentration value that meets project requirements for quantitative data with known precision and bias for a specific analyte in a specific matrix.

S - Surrogate

1,2-Diphenylhydrazine decomposes to and cannot be separated from Azobenzene using Method 8270. The result for each analyte is a combined concentration.

Consistent with EPA guidelines, unrounded data are displayed and have been used to calculate % recovery and RPD values.

LCS(D) - Laboratory Control Sample (Duplicate)

MS(D) - Matrix Spike (Duplicate)

DUP - Sample Duplicate

RPD - Relative Percent Difference

NC - Not Calculable.

SG - Silica Gel - Clean-Up

U - Indicates the compound was analyzed for, but not detected.

N-Nitrosodiphenylamine decomposes and cannot be separated from Diphenylamine using Method 8270. The result reported for each analyte is a combined concentration.

Reported results are not rounded until the final step prior to reporting. Therefore, calculated parameters that are typically reported as "Total" may vary slightly from the sum of the reported component parameters.

Act - Activity

Unc - Uncertainty: SDWA = 1.96 sigma count uncertainty, all other matrices = Expanded Uncertainty (95% confidence interval). Gamma Spec = Expanded Uncertainty (95.4% Confidence Interval)

(MDC) - Minimum Detectable Concentration

Trac - Tracer Recovery (%)

Carr - Carrier Recovery (%)

Pace Analytical is TNI accredited. Contact your Pace PM for the current list of accredited analytes.

TNI - The NELAC Institute.

ANALYTE QUALIFIERS

D3	Sample was diluted due to the presence of high levels of non-target analytes or other matrix interference.
E	Analyte concentration exceeded the calibration range. The reported result is estimated.
H3	Sample was received or analysis requested beyond the recognized method holding time.
N2	The lab does not hold NELAC/TNI accreditation for this parameter but other accreditations/certifications may apply. A complete list of accreditations/certifications is available upon request.
P6	Matrix spike recovery was outside laboratory control limits due to a parent sample concentration notably higher than the spike level.

This report shall not be reproduced, except in full,
without the written consent of Pace Analytical Services, LLC.

Pace Analytical Services, LLC
7726 Moller Road
Indianapolis, IN 46268
(317)228-3100

QUALITY CONTROL DATA CROSS REFERENCE TABLE

Project: Eagle Valley Aug 2022 P1R5
Pace Project No.: 50324398

Lab ID	Sample ID	QC Batch Method	QC Batch	Analytical Method	Analytical Batch
50324398001	**MW-20S**	EPA 9056	693354		
50324398002	**MW-20I**	EPA 9056	693354		
50324398003	**MW-20D**	EPA 9056	693354		
50324398001	**MW-20S**	EPA 3010	693690	EPA 6010	695244
50324398002	**MW-20I**	EPA 3010	693690	EPA 6010	695244
50324398003	**MW-20D**	EPA 3010	693690	EPA 6010	695244
50324398001	**MW-20S**	EPA 3010	693521	EPA 6010	695172
50324398002	**MW-20I**	EPA 3010	693521	EPA 6010	695172
50324398003	**MW-20D**	EPA 3010	694114	EPA 6010	694470
50324398001	**MW-20S**	EPA 200.2	693793	EPA 6020	693847
50324398002	**MW-20I**	EPA 200.2	693793	EPA 6020	693847
50324398003	**MW-20D**	EPA 200.2	693793	EPA 6020	693847
50324398001	**MW-20S**	EPA 903.1	530244		
50324398002	**MW-20I**	EPA 903.1	530244		
50324398003	**MW-20D**	EPA 903.1	530244		
50324398001	**MW-20S**	EPA 904.0	530246		
50324398002	**MW-20I**	EPA 904.0	530246		
50324398003	**MW-20D**	EPA 904.0	530246		
50324398001	**MW-20S**	Total Radium Calculation	533875		
50324398002	**MW-20I**	Total Radium Calculation	533875		
50324398003	**MW-20D**	Total Radium Calculation	533875		
50324398001	**MW-20S**	SM 2320B	693050		
50324398002	**MW-20I**	SM 2320B	693050		
50324398003	**MW-20D**	SM 2320B	693050		
50324398001	**MW-20S**	SM 2540C	693866		
50324398002	**MW-20I**	SM 2540C	693866		
50324398003	**MW-20D**	SM 2540C	693866		
50324398001	**MW-20S**	SM 4500-H+B	693008		
50324398002	**MW-20I**	SM 4500-H+B	693008		
50324398003	**MW-20D**	SM 4500-H+B	693008		
50324398001	**MW-20S**	SM 4500-S2-D	693240		
50324398002	**MW-20I**	SM 4500-S2-D	693240		
50324398003	**MW-20D**	SM 4500-S2-D	693240		
50324398001	**MW-20S**	HACH 8146	693818		
50324398002	**MW-20I**	HACH 8146	693818		
50324398003	**MW-20D**	HACH 8146	693818		
50324398001	**MW-20S**	EPA 353.2	693082		
50324398002	**MW-20I**	EPA 353.2	693082		
50324398003	**MW-20D**	EPA 353.2	693082		
50324398001	**MW-20S**	EPA 365.1	694889	EPA 365.1	695065
50324398002	**MW-20I**	EPA 365.1	694889	EPA 365.1	695065
50324398003	**MW-20D**	EPA 365.1	694889	EPA 365.1	695065

This report shall not be reproduced, except in full,
without the written consent of Pace Analytical Services, LLC.

Pace Analytical Services, LLC
7726 Moller Road
Indianapolis, IN 46268
(317)228-3100

QUALITY CONTROL DATA CROSS REFERENCE TABLE

Project: Eagle Valley Aug 2022 P1R5
Pace Project No.: 50324398

Lab ID	Sample ID	QC Batch Method	QC Batch	Analytical Method	Analytical Batch
50324398001	**MW-20S**	SM 5310C	694580		
50324398002	**MW-20I**	SM 5310C	694580		
50324398003	**MW-20D**	SM 5310C	694580		
50324398001	**MW-20S**	SM 5310C	693910		
50324398002	**MW-20I**	SM 5310C	693910		
50324398003	**MW-20D**	SM 5310C	693910		

This report shall not be reproduced, except in full,
without the written consent of Pace Analytical Services, LLC.

WO# : 50324398

50324398

Pace

CHAIN-OF-CUSTODY / Analytical

The Chain-of-Custody is a LEGAL DOCUMENT. All r

Submitting a sample via this chain of custody constitutes acknowledgment and acceptance of the Pace Terms and Conditions foun

Page 1 Of 1

Section A	Section B	Section C	
Required Client Information:	**Required Project Information:**	**Invoice Information:**	
Company: Atlas Indianapolis	Report To: Mark Breting	Attention: Accounts Payable - Paula Sedam	
Address: 7988 Centerpoint Drive	Copy To:	Company Name: Atlas Indianapolis	Regulatory Agency
Suite 100, Indianapolis, IN 46256		Address:	
Email: mark.breting@oneatlas.com	Purchase Order #:	Pace Quote:	
Phone: 317-313-8306 Fax:	Project Name: Eagle Valley Aug 2022 P1R5	Pace Project Manager: hayden.putt@pacelabs.com,	State / Location
Requested Due Date:	Project #:	Pace Profile #: 10498/22	IN

SAMPLE ID
One Character per box.
(A-Z, 0-9 / , -)
Sample Ids must be unique

MATRIX	CODE
Drinking Water	DW
Water	WT
Waste Water	WW
Product	P
Soil/Solid	SL
Oil	OL
Wipe	WP
Air	AR
Other	OT
Tissue	TS

ITEM #	SAMPLE ID	MATRIX CODE (see valid codes to left)	SAMPLE TYPE (G=GRAB C=COMP)	COLLECTED START DATE	COLLECTED START TIME	COLLECTED END DATE	COLLECTED END TIME	SAMPLE TEMP AT COLLECTION	# OF CONTAINERS	Preservatives: Unpreserved	H2SO4	HNO3	HCl	NaOH	Na2S2O3	Methanol	Other	Analyses Test Y/N	Metals, Total 6010 6020	Field Filtered Mn 6010	TDS 2540C/pH 4500+B	TOC by 5310	DOC by 5310	Alkalinity/Ferrous Fe	Nitrate,Nitrite 353.2-WET	Sulfide 4500S2D	Phosphate 365.1	(Cl,F,SO4) 9056	Rad-226/228 + Sum	Residual Chlorine (Y/N)	
1	mw-20s					8.25.22	1050		11																					001
2	mw-20I						1250																							002
3	mw-20D						1355																							003
4																														
5																														
6																														
7																														
8																														
9																														
10																														
11																														
12																														

ADDITIONAL COMMENTS	RELINQUISHED BY / AFFILIATION	DATE	TIME	ACCEPTED BY / AFFILIATION	DATE	TIME	SAMPLE CONDITIONS			
6010-Al,Ba,B,Fe,Mn,Mo,Ca,Mg,Na,K,Li,SiO2 6020-Co,As,Sb,Se		8.26.22	730a		8/26/22	0730	1.0	Y	N	Y
Alkalinity - Total, Carb and Bicarb										

SAMPLER NAME AND SIGNATURE			
PRINT Name of SAMPLER:			
SIGNATURE of SAMPLER:		DATE Signed:	8.25.22

TEMP in C	Received on Ice (Y/N)	Custody Sealed Cooler (Y/N)	Samples Intact (Y/N)

F-IN-Q-290-rev.22, 22Apr2022

SAMPLE CONDITION UPON RECEIPT FORM

Date/Time and Initials of person examining contents: 4/26/22 0802 DF

1. **Courier:** ☐ FED EX ☐ UPS ☒ CLIENT ☐ PACE ☐ USPS ☐ OTHER _____

2. **Custody Seal on Cooler/Box Present:** ☐ Yes ☒ No

(If yes)Seals Intact: ☐ Yes ☐ No **(leave blank if no seals were present)**

3. **Thermometer:** 1 2 3 4 5 6 / (A) B C D E F

4. **Cooler Temperature(s):** 1.0 / 1.0 (Initial/Corrected) RECORD TEMPS OF ALL COOLERS RECEIVED (use Comments below to add more)

5. **Packing Material:** ☐ Bubble Wrap ☒ Bubble Bags ☐ None ☒ Other plastic bags

6. **Ice Type:** ☒ Wet ☐ Blue ☐ None

7. **If temp. is over 6°C or under 0°C, was the PM notified?:** ☐ Yes ☐ No
Cooler temp should be above freezing to 6°C

All discrepancies will be written out in the comments section below.

	Yes	No		Yes	No	N/A
USDA Regulated Soils? (HI, ID, NY, WA, OR,CA, NM, TX, OK, AR, LA, TN, AL, MS, NC, SC, GA, FL, or Puerto Rico)		X	All containers needing acid/base preservation have been pH CHECKED?: **Exceptions: VOA, coliform, LLHg, O&G, RAD CHEM, and any container with a septum cap or preserved with HCl.** Circle: **HNO3 (<2) H2SO4 (<2) NaOH (>10) NaOH/ZnAc (>9)** Any non-conformance to pH recommendations will be noted on the container count form	X		
Short Hold Time Analysis (48 hours or less)? **Analysis:** Nitrate	X					
Time 5035A TC placed in Freezer or Short Holds To Lab	Time: 0838			Present	Absent	N/A
			Residual Chlorine Check (SVOC 625 Pest/PCB 608)			X
Rush TAT Requested (4 days or less):		X	Residual Chlorine Check (Total/Amenable/Free Cyanide)			X
Custody Signatures Present?	X		Headspace Wisconsin Sulfide?			X
Containers Intact?:	X		Headspace in VOA Vials (>6mm): See Containter Count form for details	Present	Absent	No VOA Vials Sent X
Sample Label (IDs/Dates/Times) Match COC?: Except TCs, which only require sample ID	X		Trip Blank Present?		Y	
Extra labels on Terracore Vials? (soils only)		NA	Trip Blank Custody Seals?			X

COMMENTS:

COC PAGE 1 of 1

Sample Container Count

** Place a RED dot on containers that are out of conformance **

COC Line Item	WGFU	MeOH (only) / SBS / DI / R	VIALS: DG9H VG9H	VOA VIAL HS (>8mm)	VG9U	DG9U	VG9T	AMBER GLASS: AG0U	AG1H	AG1U	AG2U	AG3S	AG3SF	AG3C	PLASTIC: BP1U	BP1N	BP2U	BP3U	BP3N	BP3F	BP3S	BP3B	BP3Z	OTHER: CG3H	Syringe Kit			Matrix	Nitric Red HNO3 <2	Sulfuric Yellow H2SO4 <2	Sodium Hydroxide Green NaOH >10	Sodium Hydroxide/ ZnAc Black NaOH/Zn Ac >9
1												1	1			2	1	2	1	1	1		1					WT	✓	✓		✓
2												1	1			2	1	2	1	1	1		1						✓	✓		✓
3												1	1			2	1	2	1	1	1		1						✓	✓		✓
4																																
5																																
6																																
7																																
8																																
9																																
10																																
11																																
12																																

Container Codes

Glass

DG9H	40mL HCl amber voa vial	BG1T	1L Na Thiosulfate clear glass	BP1B	1L NaOH plastic
DG9P	40mL TSP amber vial	BG1U	1L unpreserved glass	BP1N	1L HNO3 plastic
DG9S	40mL H2SO4 amber vial	BG3H	250mL HCl Clear Glass	BP1S	1L H2SO4 plastic
DG9T	40mL Na Thio amber vial	BG3U	250mL Unpres Clear Glass	BP1U	1L unpreserved plastic
DG9U	40mL unpreserved amber vial	AG0U	100mL unpres amber glass	BP1Z	1L NaOH, Zn, Ac
VG9H	40mL HCl clear vial	AG1H	1L HCl amber glass	BP2N	500mL HNO3 plastic
VG9T	40mL Na Thio. clear vial	AG1S	1L H2SO4 amber glass	BP2C	500mL NaOH plastic
VG9U	40mL unpreserved clear vial	AG1T	1L Na Thiosulfate amber glass	BP2S	500mL H2SO4 plastic
I	40mL w/hexane wipe vial	AG1U	1liter unpres amber glass	BP2U	500mL unpreserved plastic
WGKU	8oz unpreserved clear jar	AG2N	500mL HNO3 amber glass	BP2Z	500mL NaOH, Zn Ac
WGFU	4oz clear soil jar	AG2S	500mL H2SO4 amber glass	BP3B	250mL NaOH plastic
JGFU	4oz unpreserved amber wide	AG2U	500mL unpres amber glass	BP3N	250mL HNO3 plastic
CG3H	250mL clear glass HCl	AG3S	250mL H2SO4 amber glass	BP3F	250mL HNO3 plastic-field filtered
BG1H	1L HCl clear glass	AG3SF	250mL H2SO4 amb glass -field filtered	BP3U	250mL unpreserved plastic
BG1S	1L H2SO4 clear glass	AG3U	250mL unpres amber glass	BP3S	250mL H2SO4 plastic
GN	General	AG3C	250mL NaOH amber glass	BP3Z	250mL NaOH, ZnAc plastic

Plastic

BP4U	125mL unpreserved plastic
BP4N	125mL HNO3 plastic
BP4S	125mL H2SO4 plastic

Miscellaneous

Syringe Kit	LL Cr+6 sampling kit
ZPLC	Ziploc Bag
R	Terracore Kit
SP5T	120mL Coliform Sodium Thiosulfate
T	Tedlar Bag (air sample)
U	Summa Can (air sample)
WT	Water
SL	Solid Solid
OL	Oil
NAL	Non-aqueous liquid
WP	Wipe

Pace Analytical Services, LLC
7726 Moller Road
Indianapolis, IN 46268
(317)228-3100

December 27, 2022

Mr. Mark Breting
ATC Group Services
7988 Centerpoint Drive
Suite 100
Indianapolis, IN 46256

RE: Project: Eagle Valley Aug 2022 P1R5
Pace Project No.: 50324465

Dear Mr. Breting:

Enclosed are the analytical results for sample(s) received by the laboratory on August 26, 2022. The results relate only to the samples included in this report. Results reported herein conform to the applicable TNI/NELAC Standards and the laboratory's Quality Manual, where applicable, unless otherwise noted in the body of the report.

The test results provided in this final report were generated by each of the following laboratories within the Pace Network:

- Pace Analytical Services - Indianapolis
- Pace Analytical Services - Greensburg

If you have any questions concerning this report, please feel free to contact me.

Sincerely,

Hayden Putt
hayden.putt@pacelabs.com
(317)228-3145
Project Manager

Enclosures

cc: Mr. Robert Miller, Haley & Aldrich

This report shall not be reproduced, except in full,
without the written consent of Pace Analytical Services, LLC.

Pace Analytical Services, LLC
7726 Moller Road
Indianapolis, IN 46268
(317)228-3100

CERTIFICATIONS

Project: Eagle Valley Aug 2022 P1R5
Pace Project No.: 50324465

Pace Analytical Services Pennsylvania

1638 Roseytown Rd Suites 2,3&4, Greensburg, PA 15601
ANAB DOD-ELAP Rad Accreditation #: L2417
Alabama Certification #: 41590
Arizona Certification #: AZ0734
Arkansas Certification
California Certification #: 04222CA
Colorado Certification #: PA01547
Connecticut Certification #: PH-0694
Delaware Certification
EPA Region 4 DW Rad
Florida/TNI Certification #: E87683
Georgia Certification #: C040
Florida: Cert E871149 SEKS WET
Guam Certification
Hawaii Certification
Idaho Certification
Illinois Certification
Indiana Certification
Iowa Certification #: 391
Kansas/TNI Certification #: E-10358
Kentucky Certification #: KY90133
KY WW Permit #: KY0098221
KY WW Permit #: KY0000221
Louisiana DHH/TNI Certification #: LA180012
Louisiana DEQ/TNI Certification #: 4086
Maine Certification #: 2017020
Maryland Certification #: 308
Massachusetts Certification #: M-PA1457
Michigan/PADEP Certification #: 9991
Missouri Certification #: 235
Montana Certification #: Cert0082
Nebraska Certification #: NE-OS-29-14
Nevada Certification #: PA014572018-1
New Hampshire/TNI Certification #: 297617
New Jersey/TNI Certification #: PA051
New Mexico Certification #: PA01457
New York/TNI Certification #: 10888
North Carolina Certification #: 42706
North Dakota Certification #: R-190
Ohio EPA Rad Approval: #41249
Oregon/TNI Certification #: PA200002-010
Pennsylvania/TNI Certification #: 65-00282
Puerto Rico Certification #: PA01457
Rhode Island Certification #: 65-00282
South Dakota Certification
Tennessee Certification #: 02867
Texas/TNI Certification #: T104704188-17-3
Utah/TNI Certification #: PA014572017-9
USDA Soil Permit #: P330-17-00091
Vermont Dept. of Health: ID# VT-0282
Virgin Island/PADEP Certification
Virginia/VELAP Certification #: 460198
Washington Certification #: C868
West Virginia DEP Certification #: 143
West Virginia DHHR Certification #: 9964C
Wisconsin Approve List for Rad
Wyoming Certification #: 8TMS-L

Pace Analytical Services Indianapolis

7726 Moller Road, Indianapolis, IN 46268
Illinois Accreditation #: 200074
Indiana Drinking Water Laboratory #: C-49-06
Kansas/TNI Certification #: E-10177
Kentucky UST Agency Interest #: 80226
Kentucky WW Laboratory ID #: 98019
Michigan Drinking Water Laboratory #9050
Ohio VAP Certified Laboratory #: CL0065
Oklahoma Laboratory #: 9204
Texas Certification #: T104704355
Wisconsin Laboratory #: 999788130
USDA Soil Permit #: P330-19-00257

This report shall not be reproduced, except in full,
without the written consent of Pace Analytical Services, LLC.

Pace Analytical Services, LLC
7726 Moller Road
Indianapolis, IN 46268
(317)228-3100

SAMPLE SUMMARY

Project: Eagle Valley Aug 2022 P1R5
Pace Project No.: 50324465

Lab ID	Sample ID	Matrix	Date Collected	Date Received
50324465001	**MW-23I**	Water	08/26/22 11:05	08/26/22 13:45
50324465002	**MW-23I RAD MS**	Water	08/26/22 11:05	08/26/22 13:45
50324465003	**MW-23I RAD MSD**	Water	08/26/22 11:05	08/26/22 13:45
50324465004	**MW-23D**	Water	08/26/22 12:45	08/26/22 13:45

This report shall not be reproduced, except in full,
without the written consent of Pace Analytical Services, LLC.

Pace Analytical Services, LLC
7726 Moller Road
Indianapolis, IN 46268
(317)228-3100

SAMPLE ANALYTE COUNT

Project: Eagle Valley Aug 2022 P1R5
Pace Project No.: 50324465

Lab ID	Sample ID	Method	Analysts	Analytes Reported	Laboratory
50324465001	**MW-23I**	EPA 9056	ADM	3	PASI-I
		EPA 6010	DJS	13	PASI-I
		EPA 6010	DJS	2	PASI-I
		EPA 6020	CAW	4	PASI-I
		EPA 903.1	SLC	1	PASI-PA
		EPA 904.0	VAL	1	PASI-PA
		Total Radium Calculation	CMC	1	PASI-PA
		SM 2320B	TRK	3	PASI-I
		SM 2540C	AEL	1	PASI-I
		SM 4500-H+B	TRK	1	PASI-I
		SM 4500-S2-D	BEP	1	PASI-I
		HACH 8146	ZM	1	PASI-I
		EPA 353.2	OAS	2	PASI-I
		EPA 365.1	ZM	1	PASI-I
		SM 5310C	ATS	1	PASI-I
		SM 5310C	ATS	1	PASI-I
50324465002	**MW-23I RAD MS**	EPA 903.1	SLC	1	PASI-PA
		EPA 904.0	VAL	1	PASI-PA
50324465003	**MW-23I RAD MSD**	EPA 903.1	SLC	1	PASI-PA
		EPA 904.0	VAL	1	PASI-PA
50324465004	**MW-23D**	EPA 9056	ADM	3	PASI-I
		EPA 6010	DJS	12	PASI-I
		EPA 6010	DJS	2	PASI-I
		EPA 6020	CAW	4	PASI-I
		EPA 903.1	SLC	1	PASI-PA
		EPA 904.0	VAL	1	PASI-PA
		Total Radium Calculation	CMC	1	PASI-PA
		SM 2320B	TRK	3	PASI-I
		SM 2540C	AEL	1	PASI-I
		SM 4500-H+B	TRK	1	PASI-I
		SM 4500-S2-D	BEP	1	PASI-I
		HACH 8146	ZM	1	PASI-I
		EPA 353.2	OAS	2	PASI-I
		EPA 365.1	ZM	1	PASI-I
		SM 5310C	ATS	1	PASI-I
		SM 5310C	ATS	1	PASI-I

This report shall not be reproduced, except in full,
without the written consent of Pace Analytical Services, LLC.

Pace Analytical Services, LLC
7726 Moller Road
Indianapolis, IN 46268
(317)228-3100

SAMPLE ANALYTE COUNT

Project: Eagle Valley Aug 2022 P1R5
Pace Project No.: 50324465

Lab ID	Sample ID	Method	Analysts	Analytes Reported	Laboratory

PASI-I = Pace Analytical Services - Indianapolis
PASI-PA = Pace Analytical Services - Greensburg

This report shall not be reproduced, except in full,
without the written consent of Pace Analytical Services, LLC.

Pace Analytical Services, LLC
7726 Moller Road
Indianapolis, IN 46268
(317)228-3100

SUMMARY OF DETECTION

Project: Eagle Valley Aug 2022 P1R5
Pace Project No.: 50324465

Lab Sample ID / Method	Client Sample ID / Parameters	Result	Units	Report Limit	Analyzed	Qualifiers
50324465001	**MW-23I**					
EPA 9056	Chloride	13.9	mg/L	2.5	09/04/22 05:11	
EPA 9056	Fluoride	0.17	mg/L	0.10	09/04/22 04:54	
EPA 9056	Sulfate	31.2	mg/L	2.5	09/04/22 05:11	
EPA 6010	Barium	34.2	ug/L	10.0	09/12/22 12:48	
EPA 6010	Calcium	76600	ug/L	1000	09/12/22 12:48	
EPA 6010	Magnesium	24300	ug/L	1000	09/12/22 12:48	
EPA 6010	Manganese	60.2	ug/L	10.0	09/12/22 12:48	
EPA 6010	Potassium	2080	ug/L	1000	09/12/22 12:48	
EPA 6010	Silica	13900	ug/L	450	09/12/22 12:48	N2
EPA 6010	Silicon	6510	ug/L	200	09/12/22 12:48	
EPA 6010	Sodium	18400	ug/L	1000	09/12/22 12:48	
EPA 6010	Manganese, Dissolved	58.4	ug/L	10.0	09/11/22 14:44	
EPA 6020	Selenium	2.0	ug/L	1.0	09/08/22 01:26	
EPA 903.1	Radium-226	0.0672 ± 0.510 (1.01) C:NA T:96%	pCi/L		09/12/22 16:54	
EPA 904.0	Radium-228	-0.147 ± 0.454 (1.09) C:73% T:86%	pCi/L		09/13/22 18:43	
Total Radium Calculation	Total Radium	0.0672 ± 0.964 (2.10)	pCi/L		09/19/22 14:14	
SM 2320B	Alkalinity, Total as CaCO3	258	mg/L	10.0	08/29/22 14:18	
SM 2320B	Alkalinity,Bicarbonate (CaCO3)	258	mg/L	10.0	08/29/22 14:18	
SM 2540C	Total Dissolved Solids	351	mg/L	10.0	09/02/22 09:56	
SM 4500-H+B	pH at 25 Degrees C	7.8	Std. Units	0.10	08/30/22 15:10	H3
EPA 353.2	Nitrogen, Nitrate	7.7	mg/L	1.0	08/26/22 19:07	
50324465002	**MW-23I RAD MS**					
EPA 903.1	Radium-226	84.51 %REC ± NA (NA) C:NA T:NA	pCi/L		09/12/22 16:54	
EPA 904.0	Radium-228	68.29 %REC ± NA (NA) C:NA T:NA	pCi/L		09/13/22 18:43	
50324465003	**MW-23I RAD MSD**					
EPA 903.1	Radium-226	92.58 %REC 9.11RPD ± NA (NA) C:NA T:NA	pCi/L		09/12/22 16:54	
EPA 904.0	Radium-228	95.85 %REC 33.58 RPD ± NA (NA) C:NA T:NA	pCi/L		09/13/22 18:42	

REPORT OF LABORATORY ANALYSIS

This report shall not be reproduced, except in full,
without the written consent of Pace Analytical Services, LLC.

Pace Analytical Services, LLC
7726 Moller Road
Indianapolis, IN 46268
(317)228-3100

SUMMARY OF DETECTION

Project: Eagle Valley Aug 2022 P1R5
Pace Project No.: 50324465

Lab Sample ID / Method	Client Sample ID / Parameters	Result	Units	Report Limit	Analyzed	Qualifiers
50324465004	**MW-23D**					
EPA 9056	Chloride	21.9	mg/L	2.5	09/04/22 08:23	
EPA 9056	Fluoride	0.28	mg/L	0.10	09/08/22 01:59	
EPA 9056	Sulfate	39.3	mg/L	2.5	09/04/22 08:23	
EPA 6010	Aluminum	612	ug/L	200	09/13/22 10:45	
EPA 6010	Barium	43.6	ug/L	10.0	09/13/22 10:45	
EPA 6010	Calcium	67500	ug/L	1000	09/13/22 10:45	
EPA 6010	Iron	1670	ug/L	100	09/13/22 10:45	
EPA 6010	Magnesium	23500	ug/L	1000	09/13/22 10:45	
EPA 6010	Manganese	176	ug/L	10.0	09/13/22 10:45	
EPA 6010	Molybdenum	18.1	ug/L	10.0	09/13/22 10:45	
EPA 6010	Potassium	2220	ug/L	1000	09/13/22 10:45	
EPA 6010	Silica	16300	ug/L	450	09/13/22 10:45	N2
EPA 6010	Sodium	26700	ug/L	1000	09/13/22 10:45	
EPA 6010	Manganese, Dissolved	143	ug/L	10.0	09/11/22 14:55	
EPA 6010	Molybdenum, Dissolved	17.9	ug/L	10.0	09/11/22 14:55	
EPA 6020	Arsenic	2.5	ug/L	1.0	09/08/22 02:10	
EPA 6020	Selenium	1.1	ug/L	1.0	09/08/22 02:10	
EPA 903.1	Radium-226	0.357 ± 0.822 (1.49) C:NA T:93%	pCi/L		09/12/22 16:54	
EPA 904.0	Radium-228	0.678 ± 0.402 (0.726) C:80% T:95%	pCi/L		09/13/22 18:42	
Total Radium Calculation	Total Radium	1.04 ± 1.22 (2.22)	pCi/L		09/19/22 14:14	
SM 2320B	Alkalinity, Total as CaCO3	241	mg/L	10.0	08/29/22 14:18	
SM 2320B	Alkalinity,Bicarbonate (CaCO3)	234	mg/L	10.0	08/29/22 14:18	
SM 2540C	Total Dissolved Solids	312	mg/L	10.0	09/02/22 09:57	
SM 4500-H+B	pH at 25 Degrees C	8.2	Std. Units	0.10	08/30/22 15:13	H3
EPA 365.1	Phosphate as P04	0.27	mg/L	0.15	09/09/22 14:03	
SM 5310C	Total Organic Carbon	2.3	mg/L	1.0	09/08/22 22:05	
SM 5310C	Dissolved Organic Carbon	2.1	mg/L	1.0	09/02/22 06:23	

This report shall not be reproduced, except in full,
without the written consent of Pace Analytical Services, LLC.

Pace Analytical Services, LLC
7726 Moller Road
Indianapolis, IN 46268
(317)228-3100

ANALYTICAL RESULTS

Project: Eagle Valley Aug 2022 P1R5
Pace Project No.: 50324465

Sample: MW-23I **Lab ID: 50324465001** Collected: 08/26/22 11:05 Received: 08/26/22 13:45 Matrix: Water

Parameters	Results	Units	Report Limit	DF	Prepared	Analyzed	CAS No.	Qual
9056 IC Anions	Analytical Method: EPA 9056							
	Pace Analytical Services - Indianapolis							
Chloride	**13.9**	mg/L	2.5	10		09/04/22 05:11	16887-00-6	
Fluoride	**0.17**	mg/L	0.10	1		09/04/22 04:54	16984-48-8	
Sulfate	**31.2**	mg/L	2.5	10		09/04/22 05:11	14808-79-8	
6010 MET ICP	Analytical Method: EPA 6010 Preparation Method: EPA 3010							
	Pace Analytical Services - Indianapolis							
Aluminum	ND	ug/L	200	1	09/09/22 09:05	09/12/22 12:48	7429-90-5	
Barium	**34.2**	ug/L	10.0	1	09/09/22 09:05	09/12/22 12:48	7440-39-3	
Boron	ND	ug/L	100	1	09/09/22 09:05	09/12/22 12:48	7440-42-8	
Calcium	**76600**	ug/L	1000	1	09/09/22 09:05	09/12/22 12:48	7440-70-2	
Iron	ND	ug/L	100	1	09/09/22 09:05	09/12/22 12:48	7439-89-6	
Lithium	ND	ug/L	20.0	1	09/09/22 09:05	09/12/22 12:48	7439-93-2	
Magnesium	**24300**	ug/L	1000	1	09/09/22 09:05	09/12/22 12:48	7439-95-4	
Manganese	**60.2**	ug/L	10.0	1	09/09/22 09:05	09/12/22 12:48	7439-96-5	
Molybdenum	ND	ug/L	10.0	1	09/09/22 09:05	09/12/22 12:48	7439-98-7	
Potassium	**2080**	ug/L	1000	1	09/09/22 09:05	09/12/22 12:48	7440-09-7	
Silica	**13900**	ug/L	450	1	09/09/22 09:05	09/12/22 12:48	7631-86-9	N2
Silicon	**6510**	ug/L	200	1	09/09/22 09:05	09/12/22 12:48	7440-21-3	
Sodium	**18400**	ug/L	1000	1	09/09/22 09:05	09/12/22 12:48	7440-23-5	
6010 MET ICP, Dissolved	Analytical Method: EPA 6010 Preparation Method: EPA 3010							
	Pace Analytical Services - Indianapolis							
Manganese, Dissolved	**58.4**	ug/L	10.0	1	09/09/22 12:30	09/11/22 14:44	7439-96-5	
Molybdenum, Dissolved	ND	ug/L	10.0	1	09/09/22 12:30	09/11/22 14:44	7439-98-7	
6020 MET ICPMS	Analytical Method: EPA 6020 Preparation Method: EPA 200.2							
	Pace Analytical Services - Indianapolis							
Antimony	ND	ug/L	1.0	1	09/06/22 15:37	09/08/22 01:26	7440-36-0	
Arsenic	ND	ug/L	1.0	1	09/06/22 15:37	09/08/22 01:26	7440-38-2	
Cobalt	ND	ug/L	1.0	1	09/06/22 15:37	09/08/22 01:26	7440-48-4	
Selenium	**2.0**	ug/L	1.0	1	09/06/22 15:37	09/08/22 01:26	7782-49-2	
2320B Alkalinity	Analytical Method: SM 2320B							
	Pace Analytical Services - Indianapolis							
Alkalinity, Total as CaCO3	**258**	mg/L	10.0	1		08/29/22 14:18		
Alkalinity,Bicarbonate (CaCO3)	**258**	mg/L	10.0	1		08/29/22 14:18		
Alkalinity,Carbonate (CaCO3)	ND	mg/L	10.0	1		08/29/22 14:18		
2540C Total Dissolved Solids	Analytical Method: SM 2540C							
	Pace Analytical Services - Indianapolis							
Total Dissolved Solids	**351**	mg/L	10.0	1		09/02/22 09:56		
4500H+ pH, Electrometric	Analytical Method: SM 4500-H+B							
	Pace Analytical Services - Indianapolis							
pH at 25 Degrees C	**7.8**	Std. Units	0.10	1		08/30/22 15:10		H3

REPORT OF LABORATORY ANALYSIS

This report shall not be reproduced, except in full,
without the written consent of Pace Analytical Services, LLC.

Pace Analytical Services, LLC
7726 Moller Road
Indianapolis, IN 46268
(317)228-3100

ANALYTICAL RESULTS

Project: Eagle Valley Aug 2022 P1R5
Pace Project No.: 50324465

Sample: MW-23I **Lab ID: 50324465001** Collected: 08/26/22 11:05 Received: 08/26/22 13:45 Matrix: Water

Parameters	Results	Units	Report Limit	DF	Prepared	Analyzed	CAS No.	Qual
4500S2D Sulfide Water	Analytical Method: SM 4500-S2-D Pace Analytical Services - Indianapolis							
Sulfide	ND	mg/L	0.10	1		08/29/22 13:51	18496-25-8	
Iron, Ferrous	Analytical Method: HACH 8146 Pace Analytical Services - Indianapolis							
Iron, Ferrous	ND	mg/L	0.20	1		08/31/22 19:34	15438-31-0	H3,N2
353.2 Nitrogen, NO2/NO3 unpres	Analytical Method: EPA 353.2 Pace Analytical Services - Indianapolis							
Nitrogen, Nitrate	**7.7**	mg/L	1.0	10		08/26/22 19:07	14797-55-8	
Nitrogen, Nitrite	ND	mg/L	1.0	10		08/26/22 19:07	14797-65-0	
365.1 Total Phosphorus	Analytical Method: EPA 365.1 Preparation Method: EPA 365.1 Pace Analytical Services - Indianapolis							
Phosphate as P04	ND	mg/L	0.15	1	09/08/22 21:00	09/09/22 14:01		
5310C TOC	Analytical Method: SM 5310C Pace Analytical Services - Indianapolis							
Total Organic Carbon	ND	mg/L	1.0	1		09/08/22 21:34	7440-44-0	
5310C Dissolved Organic Carbon	Analytical Method: SM 5310C Pace Analytical Services - Indianapolis							
Dissolved Organic Carbon	ND	mg/L	1.0	1		09/02/22 05:52		

REPORT OF LABORATORY ANALYSIS

This report shall not be reproduced, except in full,
without the written consent of Pace Analytical Services, LLC.

Pace Analytical Services, LLC
7726 Moller Road
Indianapolis, IN 46268
(317)228-3100

ANALYTICAL RESULTS

Project: Eagle Valley Aug 2022 P1R5
Pace Project No.: 50324465

Sample: MW-23D **Lab ID: 50324465004** Collected: 08/26/22 12:45 Received: 08/26/22 13:45 Matrix: Water

Parameters	Results	Units	Report Limit	DF	Prepared	Analyzed	CAS No.	Qual
9056 IC Anions	Analytical Method: EPA 9056							
	Pace Analytical Services - Indianapolis							
Chloride	**21.9**	mg/L	2.5	10		09/04/22 08:23	16887-00-6	
Fluoride	**0.28**	mg/L	0.10	1		09/08/22 01:59	16984-48-8	
Sulfate	**39.3**	mg/L	2.5	10		09/04/22 08:23	14808-79-8	
6010 MET ICP	Analytical Method: EPA 6010 Preparation Method: EPA 3010							
	Pace Analytical Services - Indianapolis							
Aluminum	**612**	ug/L	200	1	09/09/22 09:05	09/13/22 10:45	7429-90-5	
Barium	**43.6**	ug/L	10.0	1	09/09/22 09:05	09/13/22 10:45	7440-39-3	
Boron	ND	ug/L	100	1	09/09/22 09:05	09/13/22 10:45	7440-42-8	
Calcium	**67500**	ug/L	1000	1	09/09/22 09:05	09/13/22 10:45	7440-70-2	
Iron	**1670**	ug/L	100	1	09/09/22 09:05	09/13/22 10:45	7439-89-6	
Lithium	ND	ug/L	20.0	1	09/09/22 09:05	09/13/22 10:45	7439-93-2	
Magnesium	**23500**	ug/L	1000	1	09/09/22 09:05	09/13/22 10:45	7439-95-4	
Manganese	**176**	ug/L	10.0	1	09/09/22 09:05	09/13/22 10:45	7439-96-5	
Molybdenum	**18.1**	ug/L	10.0	1	09/09/22 09:05	09/13/22 10:45	7439-98-7	
Potassium	**2220**	ug/L	1000	1	09/09/22 09:05	09/13/22 10:45	7440-09-7	
Silica	**16300**	ug/L	450	1	09/09/22 09:05	09/13/22 10:45	7631-86-9	N2
Sodium	**26700**	ug/L	1000	1	09/09/22 09:05	09/13/22 10:45	7440-23-5	
6010 MET ICP, Dissolved	Analytical Method: EPA 6010 Preparation Method: EPA 3010							
	Pace Analytical Services - Indianapolis							
Manganese, Dissolved	**143**	ug/L	10.0	1	09/09/22 12:30	09/11/22 14:55	7439-96-5	
Molybdenum, Dissolved	**17.9**	ug/L	10.0	1	09/09/22 12:30	09/11/22 14:55	7439-98-7	
6020 MET ICPMS	Analytical Method: EPA 6020 Preparation Method: EPA 200.2							
	Pace Analytical Services - Indianapolis							
Antimony	ND	ug/L	1.0	1	09/06/22 15:37	09/08/22 02:10	7440-36-0	
Arsenic	**2.5**	ug/L	1.0	1	09/06/22 15:37	09/08/22 02:10	7440-38-2	
Cobalt	ND	ug/L	1.0	1	09/06/22 15:37	09/08/22 02:10	7440-48-4	
Selenium	**1.1**	ug/L	1.0	1	09/06/22 15:37	09/08/22 02:10	7782-49-2	
2320B Alkalinity	Analytical Method: SM 2320B							
	Pace Analytical Services - Indianapolis							
Alkalinity, Total as CaCO3	**241**	mg/L	10.0	1		08/29/22 14:18		
Alkalinity,Bicarbonate (CaCO3)	**234**	mg/L	10.0	1		08/29/22 14:18		
Alkalinity,Carbonate (CaCO3)	ND	mg/L	10.0	1		08/29/22 14:18		
2540C Total Dissolved Solids	Analytical Method: SM 2540C							
	Pace Analytical Services - Indianapolis							
Total Dissolved Solids	**312**	mg/L	10.0	1		09/02/22 09:57		
4500H+ pH, Electrometric	Analytical Method: SM 4500-H+B							
	Pace Analytical Services - Indianapolis							
pH at 25 Degrees C	**8.2**	Std. Units	0.10	1		08/30/22 15:13		H3

REPORT OF LABORATORY ANALYSIS

This report shall not be reproduced, except in full,
without the written consent of Pace Analytical Services, LLC.

Pace Analytical Services, LLC
7726 Moller Road
Indianapolis, IN 46268
(317)228-3100

ANALYTICAL RESULTS

Project: Eagle Valley Aug 2022 P1R5
Pace Project No.: 50324465

Sample: MW-23D **Lab ID: 50324465004** Collected: 08/26/22 12:45 Received: 08/26/22 13:45 Matrix: Water

Parameters	Results	Units	Report Limit	DF	Prepared	Analyzed	CAS No.	Qual
4500S2D Sulfide Water	Analytical Method: SM 4500-S2-D Pace Analytical Services - Indianapolis							
Sulfide	ND	mg/L	0.10	1		08/29/22 13:51	18496-25-8	
Iron, Ferrous	Analytical Method: HACH 8146 Pace Analytical Services - Indianapolis							
Iron, Ferrous	ND	mg/L	0.20	1		08/31/22 19:35	15438-31-0	H3,N2
353.2 Nitrogen, NO2/NO3 unpres	Analytical Method: EPA 353.2 Pace Analytical Services - Indianapolis							
Nitrogen, Nitrate	ND	mg/L	0.10	1		08/26/22 19:17	14797-55-8	
Nitrogen, Nitrite	ND	mg/L	0.10	1		08/26/22 19:17	14797-65-0	
365.1 Total Phosphorus	Analytical Method: EPA 365.1 Preparation Method: EPA 365.1 Pace Analytical Services - Indianapolis							
Phosphate as P04	**0.27**	mg/L	0.15	1	09/08/22 21:00	09/09/22 14:03		
5310C TOC	Analytical Method: SM 5310C Pace Analytical Services - Indianapolis							
Total Organic Carbon	**2.3**	mg/L	1.0	1		09/08/22 22:05	7440-44-0	
5310C Dissolved Organic Carbon	Analytical Method: SM 5310C Pace Analytical Services - Indianapolis							
Dissolved Organic Carbon	**2.1**	mg/L	1.0	1		09/02/22 06:23		

REPORT OF LABORATORY ANALYSIS

This report shall not be reproduced, except in full,
without the written consent of Pace Analytical Services, LLC.

Pace Analytical Services, LLC
7726 Moller Road
Indianapolis, IN 46268
(317)228-3100

QUALITY CONTROL DATA

Project: Eagle Valley Aug 2022 P1R5
Pace Project No.: 50324465

QC Batch: 694233
QC Batch Method: EPA 9056
Analysis Method: EPA 9056
Analysis Description: 9056 IC Anions
Laboratory: Pace Analytical Services - Indianapolis
Associated Lab Samples: 50324465001, 50324465004

METHOD BLANK: 3192226 Matrix: Water
Associated Lab Samples: 50324465001, 50324465004

Parameter	Units	Blank Result	Reporting Limit	Analyzed	Qualifiers
Chloride	mg/L	ND	0.25	09/03/22 23:40	
Fluoride	mg/L	ND	0.10	09/03/22 23:40	
Sulfate	mg/L	ND	0.25	09/03/22 23:40	

LABORATORY CONTROL SAMPLE: 3192227

Parameter	Units	Spike Conc.	LCS Result	LCS % Rec	% Rec Limits	Qualifiers
Chloride	mg/L	1.2	1.3	100	80-120	
Fluoride	mg/L	0.5	0.53	106	80-120	
Sulfate	mg/L	2.5	2.7	106	80-120	

MATRIX SPIKE & MATRIX SPIKE DUPLICATE: 3192228 3192229

Parameter	Units	50324465001 Result	MS Spike Conc.	MSD Spike Conc.	MS Result	MSD Result	MS % Rec	MSD % Rec	% Rec Limits	RPD	Max RPD	Qual
Chloride	mg/L	13.9	12.5	12.5	26.4	26.4	100	100	80-120	0	15	
Fluoride	mg/L	0.17	0.5	0.5	0.69	0.69	103	103	80-120	0	15	
Sulfate	mg/L	31.2	25	25	57.0	57.2	103	104	80-120	0	15	

Results presented on this page are in the units indicated by the "Units" column except where an alternate unit is presented to the right of the result.

REPORT OF LABORATORY ANALYSIS

This report shall not be reproduced, except in full,
without the written consent of Pace Analytical Services, LLC.

Pace Analytical Services, LLC
7726 Moller Road
Indianapolis, IN 46268
(317)228-3100

QUALITY CONTROL DATA

Project: Eagle Valley Aug 2022 P1R5
Pace Project No.: 50324465

QC Batch: 693695
QC Batch Method: EPA 3010
Analysis Method: EPA 6010
Analysis Description: 6010 MET
Laboratory: Pace Analytical Services - Indianapolis
Associated Lab Samples: 50324465001, 50324465004

METHOD BLANK: 3189551 Matrix: Water
Associated Lab Samples: 50324465001, 50324465004

Parameter	Units	Blank Result	Reporting Limit	Analyzed	Qualifiers
Aluminum	ug/L	ND	200	09/12/22 11:34	
Barium	ug/L	ND	10.0	09/12/22 11:34	
Boron	ug/L	ND	100	09/12/22 11:34	
Calcium	ug/L	ND	1000	09/12/22 11:34	
Iron	ug/L	ND	100	09/12/22 11:34	
Lithium	ug/L	ND	20.0	09/12/22 11:34	
Magnesium	ug/L	ND	1000	09/12/22 11:34	
Manganese	ug/L	ND	10.0	09/12/22 11:34	
Molybdenum	ug/L	ND	10.0	09/12/22 11:34	
Potassium	ug/L	ND	1000	09/12/22 11:34	
Silica	ug/L	ND	450	09/12/22 11:34	N2
Silicon	ug/L	ND	200	09/12/22 11:34	
Sodium	ug/L	ND	1000	09/12/22 11:34	

LABORATORY CONTROL SAMPLE: 3189552

Parameter	Units	Spike Conc.	LCS Result	LCS % Rec	% Rec Limits	Qualifiers
Aluminum	ug/L	10000	10200	102	80-120	
Barium	ug/L	1000	981	98	80-120	
Boron	ug/L	1000	1000	100	80-120	
Calcium	ug/L	10000	10400	104	80-120	
Iron	ug/L	10000	9770	98	80-120	
Lithium	ug/L	1000	1010	101	80-120	
Magnesium	ug/L	10000	10000	100	80-120	
Manganese	ug/L	1000	978	98	80-120	
Molybdenum	ug/L	1000	1020	102	80-120	
Potassium	ug/L	10000	9820	98	80-120	
Silica	ug/L	10700	10100	95	80-120	N2
Silicon	ug/L	5000	4730	95	80-120	
Sodium	ug/L	10000	10100	101	80-120	

MATRIX SPIKE & MATRIX SPIKE DUPLICATE: 3189553 3189554

Parameter	Units	50324465001 Result	MS Spike Conc.	MSD Spike Conc.	MS Result	MSD Result	MS % Rec	MSD % Rec	% Rec Limits	RPD	Max RPD	Qual
Aluminum	ug/L	ND	10000	10000	10400	10500	103	105	75-125	1	20	
Barium	ug/L	34.2	1000	1000	1020	1040	99	100	75-125	1	20	

Results presented on this page are in the units indicated by the "Units" column except where an alternate unit is presented to the right of the result.

REPORT OF LABORATORY ANALYSIS

This report shall not be reproduced, except in full,
without the written consent of Pace Analytical Services, LLC.

Pace Analytical Services, LLC
7726 Moller Road
Indianapolis, IN 46268
(317)228-3100

QUALITY CONTROL DATA

Project: Eagle Valley Aug 2022 P1R5
Pace Project No.: 50324465

MATRIX SPIKE & MATRIX SPIKE DUPLICATE: 3189553 3189554

Parameter	Units	50324465001 Result	MS Spike Conc.	MSD Spike Conc.	MS Result	MSD Result	MS % Rec	MSD % Rec	% Rec Limits	RPD	Max RPD	Qual
Boron	ug/L	ND	1000	1000	1080	1090	102	103	75-125	1	20	
Calcium	ug/L	76600	10000	10000	88500	90400	119	137	75-125	2	20	P6
Iron	ug/L	ND	10000	10000	9770	9880	97	98	75-125	1	20	
Lithium	ug/L	ND	1000	1000	1040	1050	103	105	75-125	1	20	
Magnesium	ug/L	24300	10000	10000	34900	35600	106	113	75-125	2	20	
Manganese	ug/L	60.2	1000	1000	1030	1040	97	98	75-125	1	20	
Molybdenum	ug/L	ND	1000	1000	1040	1040	103	103	75-125	0	20	
Potassium	ug/L	2080	10000	10000	12000	12300	100	102	75-125	2	20	
Silica	ug/L	13900	10700	10700	24800	25100	101	104	75-125	1	20	N2
Silicon	ug/L	6510	5000	5000	11600	11700	101	104	75-125	1	20	
Sodium	ug/L	18400	10000	10000	28400	28900	101	106	75-125	2	20	

Results presented on this page are in the units indicated by the "Units" column except where an alternate unit is presented to the right of the result.

REPORT OF LABORATORY ANALYSIS

This report shall not be reproduced, except in full,
without the written consent of Pace Analytical Services, LLC.

Pace Analytical Services, LLC
7726 Moller Road
Indianapolis, IN 46268
(317)228-3100

QUALITY CONTROL DATA

Project: Eagle Valley Aug 2022 P1R5
Pace Project No.: 50324465

QC Batch: 693521
QC Batch Method: EPA 3010
Analysis Method: EPA 6010
Analysis Description: 6010 MET Dissolved
Laboratory: Pace Analytical Services - Indianapolis
Associated Lab Samples: 50324465001, 50324465004

METHOD BLANK: 3188854 Matrix: Water
Associated Lab Samples: 50324465001, 50324465004

Parameter	Units	Blank Result	Reporting Limit	Analyzed	Qualifiers
Manganese, Dissolved	ug/L	ND	10.0	09/11/22 08:49	
Molybdenum, Dissolved	ug/L	ND	10.0	09/11/22 08:49	

LABORATORY CONTROL SAMPLE: 3188855

Parameter	Units	Spike Conc.	LCS Result	LCS % Rec	% Rec Limits	Qualifiers
Manganese, Dissolved	ug/L	1000	976	98	80-120	
Molybdenum, Dissolved	ug/L	1000	1020	102	80-120	

MATRIX SPIKE & MATRIX SPIKE DUPLICATE: 3188856 3188857

Parameter	Units	50324400002 Result	MS Spike Conc.	MSD Spike Conc.	MS Result	MSD Result	MS % Rec	MSD % Rec	% Rec Limits	RPD	Max RPD	Qual
Manganese, Dissolved	ug/L	<10.0	1000	1000	985	981	98	98	75-125	0	20	
Molybdenum, Dissolved	ug/L	<10.0	1000	1000	1030	1030	103	103	75-125	0	20	

MATRIX SPIKE & MATRIX SPIKE DUPLICATE: 3188858 3188859

Parameter	Units	50324465001 Result	MS Spike Conc.	MSD Spike Conc.	MS Result	MSD Result	MS % Rec	MSD % Rec	% Rec Limits	RPD	Max RPD	Qual
Manganese, Dissolved	ug/L	58.4	1000	1000	982	1010	92	95	75-125	3	20	
Molybdenum, Dissolved	ug/L	ND	1000	1000	995	1020	99	101	75-125	2	20	

Results presented on this page are in the units indicated by the "Units" column except where an alternate unit is presented to the right of the result.

REPORT OF LABORATORY ANALYSIS

This report shall not be reproduced, except in full,
without the written consent of Pace Analytical Services, LLC.

Pace Analytical Services, LLC
7726 Moller Road
Indianapolis, IN 46268
(317)228-3100

QUALITY CONTROL DATA

Project: Eagle Valley Aug 2022 P1R5
Pace Project No.: 50324465

QC Batch: 694274
QC Batch Method: EPA 200.2
Analysis Method: EPA 6020
Analysis Description: 6020 MET
Laboratory: Pace Analytical Services - Indianapolis
Associated Lab Samples: 50324465001, 50324465004

METHOD BLANK: 3192407 Matrix: Water
Associated Lab Samples: 50324465001, 50324465004

Parameter	Units	Blank Result	Reporting Limit	Analyzed	Qualifiers
Antimony	ug/L	ND	1.0	09/08/22 00:05	
Arsenic	ug/L	ND	1.0	09/08/22 00:05	
Cobalt	ug/L	ND	1.0	09/08/22 00:05	
Selenium	ug/L	ND	1.0	09/08/22 00:05	

LABORATORY CONTROL SAMPLE: 3192408

Parameter	Units	Spike Conc.	LCS Result	LCS % Rec	% Rec Limits	Qualifiers
Antimony	ug/L	40	39.8	100	80-120	
Arsenic	ug/L	40	39.3	98	80-120	
Cobalt	ug/L	40	41.9	105	80-120	
Selenium	ug/L	40	40.2	100	80-120	

MATRIX SPIKE & MATRIX SPIKE DUPLICATE: 3192409 3192410

Parameter	Units	50324465001 Result	MS Spike Conc.	MSD Spike Conc.	MS Result	MSD Result	MS % Rec	MSD % Rec	% Rec Limits	RPD	Max RPD	Qual
Antimony	ug/L	ND	40	40	42.8	42.6	107	106	75-125	1	20	
Arsenic	ug/L	ND	40	40	38.8	39.1	97	97	75-125	1	20	
Cobalt	ug/L	ND	40	40	38.8	39.3	96	98	75-125	1	20	
Selenium	ug/L	2.0	40	40	39.8	42.3	94	101	75-125	6	20	

Results presented on this page are in the units indicated by the "Units" column except where an alternate unit is presented to the right of the result.

REPORT OF LABORATORY ANALYSIS

This report shall not be reproduced, except in full,
without the written consent of Pace Analytical Services, LLC.

Pace Analytical Services, LLC
7726 Moller Road
Indianapolis, IN 46268
(317)228-3100

QUALITY CONTROL DATA

Project: Eagle Valley Aug 2022 P1R5
Pace Project No.: 50324465

QC Batch: 693246
QC Batch Method: SM 2320B
Analysis Method: SM 2320B
Analysis Description: 2320B Alkalinity
Laboratory: Pace Analytical Services - Indianapolis
Associated Lab Samples: 50324465001, 50324465004

METHOD BLANK: 3188003 Matrix: Water
Associated Lab Samples: 50324465001, 50324465004

Parameter	Units	Blank Result	Reporting Limit	Analyzed	Qualifiers
Alkalinity, Total as CaCO3	mg/L	ND	10.0	08/29/22 14:18	
Alkalinity,Bicarbonate (CaCO3)	mg/L	ND	10.0	08/29/22 14:18	
Alkalinity,Carbonate (CaCO3)	mg/L	ND	10.0	08/29/22 14:18	

LABORATORY CONTROL SAMPLE: 3188004

Parameter	Units	Spike Conc.	LCS Result	LCS % Rec	% Rec Limits	Qualifiers
Alkalinity, Total as CaCO3	mg/L	50	48.0	96	90-110	

SAMPLE DUPLICATE: 3188005

Parameter	Units	50324391004 Result	Dup Result	RPD	Max RPD	Qualifiers
Alkalinity, Total as CaCO3	mg/L	124	128	3	20	
Alkalinity,Bicarbonate (CaCO3)	mg/L	124	128	3	20	
Alkalinity,Carbonate (CaCO3)	mg/L	<10.0	ND		20	

SAMPLE DUPLICATE: 3188006

Parameter	Units	50324391011 Result	Dup Result	RPD	Max RPD	Qualifiers
Alkalinity, Total as CaCO3	mg/L	367	377	3	20	
Alkalinity,Bicarbonate (CaCO3)	mg/L	367	377	3	20	
Alkalinity,Carbonate (CaCO3)	mg/L	<10.0	ND		20	

SAMPLE DUPLICATE: 3188007

Parameter	Units	50324465001 Result	Dup Result	RPD	Max RPD	Qualifiers
Alkalinity, Total as CaCO3	mg/L	258	263	2	20	
Alkalinity,Bicarbonate (CaCO3)	mg/L	258	263	2	20	
Alkalinity,Carbonate (CaCO3)	mg/L	ND	ND		20	

Results presented on this page are in the units indicated by the "Units" column except where an alternate unit is presented to the right of the result.

REPORT OF LABORATORY ANALYSIS

This report shall not be reproduced, except in full,
without the written consent of Pace Analytical Services, LLC.

Pace Analytical Services, LLC
7726 Moller Road
Indianapolis, IN 46268
(317)228-3100

QUALITY CONTROL DATA

Project: Eagle Valley Aug 2022 P1R5
Pace Project No.: 50324465

QC Batch: 694075
QC Batch Method: SM 2540C
Analysis Method: SM 2540C
Analysis Description: 2540C Total Dissolved Solids
Laboratory: Pace Analytical Services - Indianapolis
Associated Lab Samples: 50324465001, 50324465004

METHOD BLANK: 3191234 Matrix: Water
Associated Lab Samples: 50324465001, 50324465004

Parameter	Units	Blank Result	Reporting Limit	Analyzed	Qualifiers
Total Dissolved Solids	mg/L	ND	10.0	09/02/22 09:55	

LABORATORY CONTROL SAMPLE: 3191235

Parameter	Units	Spike Conc.	LCS Result	LCS % Rec	% Rec Limits	Qualifiers
Total Dissolved Solids	mg/L	300	280	93	80-120	

SAMPLE DUPLICATE: 3191236

Parameter	Units	50324465001 Result	Dup Result	RPD	Max RPD	Qualifiers
Total Dissolved Solids	mg/L	351	320	9	10	

SAMPLE DUPLICATE: 3191237

Parameter	Units	50324589004 Result	Dup Result	RPD	Max RPD	Qualifiers
Total Dissolved Solids	mg/L	51	47	8	10	

Results presented on this page are in the units indicated by the "Units" column except where an alternate unit is presented to the right of the result.

REPORT OF LABORATORY ANALYSIS

This report shall not be reproduced, except in full,
without the written consent of Pace Analytical Services, LLC.

Pace Analytical Services, LLC
7726 Moller Road
Indianapolis, IN 46268
(317)228-3100

QUALITY CONTROL DATA

Project: Eagle Valley Aug 2022 P1R5
Pace Project No.: 50324465

QC Batch: 693542
QC Batch Method: SM 4500-H+B
Analysis Method: SM 4500-H+B
Analysis Description: 4500H+B pH
Laboratory: Pace Analytical Services - Indianapolis
Associated Lab Samples: 50324465001, 50324465004

SAMPLE DUPLICATE: 3188945

Parameter	Units	50324465001 Result	Dup Result	RPD	Max RPD	Qualifiers
pH at 25 Degrees C	Std. Units	7.8	7.8	0	2	H3

SAMPLE DUPLICATE: 3188946

Parameter	Units	50324590001 Result	Dup Result	RPD	Max RPD	Qualifiers
pH at 25 Degrees C	Std. Units	7.8	7.8	0	2	H3

Results presented on this page are in the units indicated by the "Units" column except where an alternate unit is presented to the right of the result.

REPORT OF LABORATORY ANALYSIS

This report shall not be reproduced, except in full,
without the written consent of Pace Analytical Services, LLC.

Pace Analytical Services, LLC
7726 Moller Road
Indianapolis, IN 46268
(317)228-3100

QUALITY CONTROL DATA

Project: Eagle Valley Aug 2022 P1R5
Pace Project No.: 50324465

QC Batch: 693241
QC Batch Method: SM 4500-S2-D
Analysis Method: SM 4500-S2-D
Analysis Description: 4500S2D Sulfide Water
Laboratory: Pace Analytical Services - Indianapolis
Associated Lab Samples: 50324465001, 50324465004

METHOD BLANK: 3187991 Matrix: Water
Associated Lab Samples: 50324465001, 50324465004

Parameter	Units	Blank Result	Reporting Limit	Analyzed	Qualifiers
Sulfide	mg/L	ND	0.10	08/29/22 13:51	

LABORATORY CONTROL SAMPLE: 3187992

Parameter	Units	Spike Conc.	LCS Result	LCS % Rec	% Rec Limits	Qualifiers
Sulfide	mg/L	0.5	0.50	101	90-110	

MATRIX SPIKE & MATRIX SPIKE DUPLICATE: 3188128 3188129

Parameter	Units	50324465001 Result	MS Spike Conc.	MSD Spike Conc.	MS Result	MSD Result	MS % Rec	MSD % Rec	% Rec Limits	RPD	Max RPD	Qual
Sulfide	mg/L	ND	0.5	0.5	0.49	0.47	97	94	90-110	3	20	

Results presented on this page are in the units indicated by the "Units" column except where an alternate unit is presented to the right of the result.

REPORT OF LABORATORY ANALYSIS

This report shall not be reproduced, except in full,
without the written consent of Pace Analytical Services, LLC.

Pace Analytical Services, LLC
7726 Moller Road
Indianapolis, IN 46268
(317)228-3100

QUALITY CONTROL DATA

Project: Eagle Valley Aug 2022 P1R5
Pace Project No.: 50324465

QC Batch: 693818
QC Batch Method: HACH 8146
Analysis Method: HACH 8146
Analysis Description: Iron, Ferrous
Laboratory: Pace Analytical Services - Indianapolis
Associated Lab Samples: 50324465001, 50324465004

METHOD BLANK: 3190197 Matrix: Water
Associated Lab Samples: 50324465001, 50324465004

Parameter	Units	Blank Result	Reporting Limit	Analyzed	Qualifiers
Iron, Ferrous	mg/L	ND	0.20	08/31/22 19:30	H3,N2

LABORATORY CONTROL SAMPLE: 3190198

Parameter	Units	Spike Conc.	LCS Result	LCS % Rec	% Rec Limits	Qualifiers
Iron, Ferrous	mg/L	1	1.0	102	90-110	H3,N2

MATRIX SPIKE & MATRIX SPIKE DUPLICATE: 3190199 3190200

Parameter	Units	50324242002 Result	MS Spike Conc.	MSD Spike Conc.	MS Result	MSD Result	MS % Rec	MSD % Rec	% Rec Limits	RPD	Max RPD	Qual
Iron, Ferrous	mg/L	ND	1	1	1.0	1.1	101	106	90-110	5	20	H3,N2

MATRIX SPIKE & MATRIX SPIKE DUPLICATE: 3190201 3190202

Parameter	Units	50324465001 Result	MS Spike Conc.	MSD Spike Conc.	MS Result	MSD Result	MS % Rec	MSD % Rec	% Rec Limits	RPD	Max RPD	Qual
Iron, Ferrous	mg/L	ND	1	1	0.98	1.0	98	103	90-110	4	20	H3,N2

Results presented on this page are in the units indicated by the "Units" column except where an alternate unit is presented to the right of the result.

REPORT OF LABORATORY ANALYSIS

This report shall not be reproduced, except in full,
without the written consent of Pace Analytical Services, LLC.

Pace Analytical Services, LLC
7726 Moller Road
Indianapolis, IN 46268
(317)228-3100

QUALITY CONTROL DATA

Project: Eagle Valley Aug 2022 P1R5
Pace Project No.: 50324465

QC Batch: 693082
QC Batch Method: EPA 353.2
Analysis Method: EPA 353.2
Analysis Description: 353.2 Nitrate + Nitrite, Unpres.
Laboratory: Pace Analytical Services - Indianapolis
Associated Lab Samples: 50324465001, 50324465004

METHOD BLANK: 3187355 Matrix: Water
Associated Lab Samples: 50324465001, 50324465004

Parameter	Units	Blank Result	Reporting Limit	Analyzed	Qualifiers
Nitrogen, Nitrate	mg/L	ND	0.10	08/26/22 18:08	
Nitrogen, Nitrite	mg/L	ND	0.10	08/26/22 18:08	

LABORATORY CONTROL SAMPLE: 3187356

Parameter	Units	Spike Conc.	LCS Result	LCS % Rec	% Rec Limits	Qualifiers
Nitrogen, Nitrate	mg/L	1	0.94	94	90-110	
Nitrogen, Nitrite	mg/L	1	0.98	98	90-110	

MATRIX SPIKE & MATRIX SPIKE DUPLICATE: 3187357 3187358

Parameter	Units	50324465001 Result	MS Spike Conc.	MSD Spike Conc.	MS Result	MSD Result	MS % Rec	MSD % Rec	% Rec Limits	RPD	Max RPD	Qual
Nitrogen, Nitrate	mg/L	7.7	1	1	8.4	8.6	72	85	90-110	2	20	
Nitrogen, Nitrite	mg/L	ND	1	1	.97J	.99J	93	95	90-110		20	

MATRIX SPIKE SAMPLE: 3187359

Parameter	Units	50324398001 Result	Spike Conc.	MS Result	MS % Rec	% Rec Limits	Qualifiers
Nitrogen, Nitrate	mg/L	13.4	1	14.2	78	90-110	
Nitrogen, Nitrite	mg/L	ND	1	.96J	95	90-110	

Results presented on this page are in the units indicated by the "Units" column except where an alternate unit is presented to the right of the result.

REPORT OF LABORATORY ANALYSIS

This report shall not be reproduced, except in full,
without the written consent of Pace Analytical Services, LLC.

Pace Analytical Services, LLC
7726 Moller Road
Indianapolis, IN 46268
(317)228-3100

QUALITY CONTROL DATA

Project: Eagle Valley Aug 2022 P1R5
Pace Project No.: 50324465

QC Batch: 694900
QC Batch Method: EPA 365.1
Analysis Method: EPA 365.1
Analysis Description: 365.1 Total Phosphorus
Laboratory: Pace Analytical Services - Indianapolis
Associated Lab Samples: 50324465001, 50324465004

METHOD BLANK: 3194826 Matrix: Water
Associated Lab Samples: 50324465001, 50324465004

Parameter	Units	Blank Result	Reporting Limit	Analyzed	Qualifiers
Phosphate as P04	mg/L	ND	0.15	09/09/22 13:58	

LABORATORY CONTROL SAMPLE: 3194827

Parameter	Units	Spike Conc.	LCS Result	LCS % Rec	% Rec Limits	Qualifiers
Phosphate as P04	mg/L		1.5			

MATRIX SPIKE & MATRIX SPIKE DUPLICATE: 3194828 3194829

Parameter	Units	50324465001 Result	MS Spike Conc.	MSD Spike Conc.	MS Result	MSD Result	MS % Rec	MSD % Rec	% Rec Limits	RPD	Max RPD	Qual
Phosphate as P04	mg/L	ND			1.4	1.5				4		

MATRIX SPIKE SAMPLE: 3194830

Parameter	Units	50324645001 Result	Spike Conc.	MS Result	MS % Rec	% Rec Limits	Qualifiers
Phosphate as P04	mg/L	2.8		4.7			

Results presented on this page are in the units indicated by the "Units" column except where an alternate unit is presented to the right of the result.

REPORT OF LABORATORY ANALYSIS

This report shall not be reproduced, except in full,
without the written consent of Pace Analytical Services, LLC.

Pace Analytical Services, LLC
7726 Moller Road
Indianapolis, IN 46268
(317)228-3100

QUALITY CONTROL DATA

Project: Eagle Valley Aug 2022 P1R5
Pace Project No.: 50324465

QC Batch: 694800
QC Batch Method: SM 5310C
Analysis Method: SM 5310C
Analysis Description: 5310C Total Organic Carbon
Laboratory: Pace Analytical Services - Indianapolis
Associated Lab Samples: 50324465001, 50324465004

METHOD BLANK: 3194202 Matrix: Water
Associated Lab Samples: 50324465001, 50324465004

Parameter	Units	Blank Result	Reporting Limit	Analyzed	Qualifiers
Total Organic Carbon	mg/L	ND	1.0	09/08/22 18:41	

LABORATORY CONTROL SAMPLE: 3194203

Parameter	Units	Spike Conc.	LCS Result	LCS % Rec	% Rec Limits	Qualifiers
Total Organic Carbon	mg/L	10	9.7	97	90-110	

MATRIX SPIKE & MATRIX SPIKE DUPLICATE: 3194204 3194205

Parameter	Units	50324465001 Result	MS Spike Conc.	MSD Spike Conc.	MS Result	MSD Result	MS % Rec	MSD % Rec	% Rec Limits	RPD	Max RPD	Qual
Total Organic Carbon	mg/L	ND	10	10	10.3	10.3	97	96	80-120	0	20	

MATRIX SPIKE SAMPLE: 3194206

Parameter	Units	50324465004 Result	Spike Conc.	MS Result	MS % Rec	% Rec Limits	Qualifiers
Total Organic Carbon	mg/L	2.3	10	11.9	96	80-120	

Results presented on this page are in the units indicated by the "Units" column except where an alternate unit is presented to the right of the result.

REPORT OF LABORATORY ANALYSIS

This report shall not be reproduced, except in full,
without the written consent of Pace Analytical Services, LLC.

Pace Analytical Services, LLC
7726 Moller Road
Indianapolis, IN 46268
(317)228-3100

QUALITY CONTROL DATA

Project: Eagle Valley Aug 2022 P1R5
Pace Project No.: 50324465

QC Batch: 693910
QC Batch Method: SM 5310C
Analysis Method: SM 5310C
Analysis Description: 5310C Dissolved Organic Carbon
Laboratory: Pace Analytical Services - Indianapolis
Associated Lab Samples: 50324465001, 50324465004

METHOD BLANK: 3190406 Matrix: Water
Associated Lab Samples: 50324465001, 50324465004

Parameter	Units	Blank Result	Reporting Limit	Analyzed	Qualifiers
Dissolved Organic Carbon	mg/L	ND	1.0	09/02/22 02:12	

LABORATORY CONTROL SAMPLE: 3190407

Parameter	Units	Spike Conc.	LCS Result	LCS % Rec	% Rec Limits	Qualifiers
Dissolved Organic Carbon	mg/L	10	10.0	100	90-110	

MATRIX SPIKE & MATRIX SPIKE DUPLICATE: 3190408 3190409

Parameter	Units	50324465001 Result	MS Spike Conc.	MSD Spike Conc.	MS Result	MSD Result	MS % Rec	MSD % Rec	% Rec Limits	RPD	Max RPD	Qual
Dissolved Organic Carbon	mg/L	ND	20	20	21.1	20.8	101	100	80-120	1	20	

MATRIX SPIKE SAMPLE: 3190410

Parameter	Units	50324471001 Result	Spike Conc.	MS Result	MS % Rec	% Rec Limits	Qualifiers
Dissolved Organic Carbon	mg/L	7.3	20	27.2	100	80-120	

Results presented on this page are in the units indicated by the "Units" column except where an alternate unit is presented to the right of the result.

REPORT OF LABORATORY ANALYSIS

This report shall not be reproduced, except in full,
without the written consent of Pace Analytical Services, LLC.

Pace Analytical Services, LLC
7726 Moller Road
Indianapolis, IN 46268
(317)228-3100

ANALYTICAL RESULTS - RADIOCHEMISTRY

Project: Eagle Valley Aug 2022 P1R5
Pace Project No.: 50324465

Sample: MW-23I **Lab ID: 50324465001** Collected: 08/26/22 11:05 Received: 08/26/22 13:45 Matrix: Water
PWS: Site ID: Sample Type:

Parameters	Method	Act ± Unc (MDC) Carr Trac	Units	Analyzed	CAS No.	Qual
	Pace Analytical Services - Greensburg					
Radium-226	EPA 903.1	**0.0672 ± 0.510 (1.01) C:NA T:96%**	pCi/L	09/12/22 16:54	13982-63-3	
	Pace Analytical Services - Greensburg					
Radium-228	EPA 904.0	**-0.147 ± 0.454 (1.09) C:73% T:86%**	pCi/L	09/13/22 18:43	15262-20-1	
	Pace Analytical Services - Greensburg					
Total Radium	Total Radium Calculation	**0.0672 ± 0.964 (2.10)**	pCi/L	09/19/22 14:14	7440-14-4	

REPORT OF LABORATORY ANALYSIS

This report shall not be reproduced, except in full,
without the written consent of Pace Analytical Services, LLC.

Pace Analytical Services, LLC
7726 Moller Road
Indianapolis, IN 46268
(317)228-3100

ANALYTICAL RESULTS - RADIOCHEMISTRY

Project: Eagle Valley Aug 2022 P1R5
Pace Project No.: 50324465

Sample: MW-23I RAD MS **Lab ID: 50324465002** Collected: 08/26/22 11:05 Received: 08/26/22 13:45 Matrix: Water
PWS: Site ID: Sample Type:

Parameters	Method	Act ± Unc (MDC) Carr Trac	Units	Analyzed	CAS No.	Qual
	Pace Analytical Services - Greensburg					
Radium-226	EPA 903.1	**84.51 %REC ± NA (NA) C:NA T:NA**	pCi/L	09/12/22 16:54	13982-63-3	
	Pace Analytical Services - Greensburg					
Radium-228	EPA 904.0	**68.29 %REC ± NA (NA) C:NA T:NA**	pCi/L	09/13/22 18:43	15262-20-1	

REPORT OF LABORATORY ANALYSIS

This report shall not be reproduced, except in full,
without the written consent of Pace Analytical Services, LLC.

Pace Analytical Services, LLC
7726 Moller Road
Indianapolis, IN 46268
(317)228-3100

ANALYTICAL RESULTS - RADIOCHEMISTRY

Project: Eagle Valley Aug 2022 P1R5
Pace Project No.: 50324465

Sample: MW-23I RAD MSD **Lab ID: 50324465003** Collected: 08/26/22 11:05 Received: 08/26/22 13:45 Matrix: Water
PWS: Site ID: Sample Type:

Parameters	Method	Act ± Unc (MDC) Carr Trac	Units	Analyzed	CAS No.	Qual
	Pace Analytical Services - Greensburg					
Radium-226	EPA 903.1	**92.58 %REC 9.11RPD ± NA (NA) C:NA T:NA**	pCi/L	09/12/22 16:54	13982-63-3	
	Pace Analytical Services - Greensburg					
Radium-228	EPA 904.0	**95.85 %REC 33.58 RPD ± NA (NA) C:NA T:NA**	pCi/L	09/13/22 18:42	15262-20-1	

REPORT OF LABORATORY ANALYSIS

This report shall not be reproduced, except in full,
without the written consent of Pace Analytical Services, LLC.

Pace Analytical Services, LLC
7726 Moller Road
Indianapolis, IN 46268
(317)228-3100

ANALYTICAL RESULTS - RADIOCHEMISTRY

Project: Eagle Valley Aug 2022 P1R5
Pace Project No.: 50324465

Sample: MW-23D **Lab ID: 50324465004** Collected: 08/26/22 12:45 Received: 08/26/22 13:45 Matrix: Water
PWS: Site ID: Sample Type:

Parameters	Method	Act ± Unc (MDC) Carr Trac	Units	Analyzed	CAS No.	Qual
	Pace Analytical Services - Greensburg					
Radium-226	EPA 903.1	**0.357 ± 0.822 (1.49) C:NA T:93%**	pCi/L	09/12/22 16:54	13982-63-3	
	Pace Analytical Services - Greensburg					
Radium-228	EPA 904.0	**0.678 ± 0.402 (0.726) C:80% T:95%**	pCi/L	09/13/22 18:42	15262-20-1	
	Pace Analytical Services - Greensburg					
Total Radium	Total Radium Calculation	**1.04 ± 1.22 (2.22)**	pCi/L	09/19/22 14:14	7440-14-4	

REPORT OF LABORATORY ANALYSIS

This report shall not be reproduced, except in full,
without the written consent of Pace Analytical Services, LLC.

Pace Analytical Services, LLC
7726 Moller Road
Indianapolis, IN 46268
(317)228-3100

QUALITY CONTROL - RADIOCHEMISTRY

Project: Eagle Valley Aug 2022 P1R5
Pace Project No.: 50324465

QC Batch: 530244
QC Batch Method: EPA 903.1
Analysis Method: EPA 903.1
Analysis Description: 903.1 Radium-226
Laboratory: Pace Analytical Services - Greensburg
Associated Lab Samples: 50324465001, 50324465002, 50324465003, 50324465004

METHOD BLANK: 2572193 Matrix: Water
Associated Lab Samples: 50324465001, 50324465002, 50324465003, 50324465004

Parameter	Act ± Unc (MDC) Carr Trac	Units	Analyzed	Qualifiers
Radium-226	-0.248 ± 0.299 (0.814) C:NA T:91%	pCi/L	09/12/22 16:40	

Results presented on this page are in the units indicated by the "Units" column except where an alternate unit is presented to the right of the result.

REPORT OF LABORATORY ANALYSIS

This report shall not be reproduced, except in full,
without the written consent of Pace Analytical Services, LLC.

Pace Analytical Services, LLC
7726 Moller Road
Indianapolis, IN 46268
(317)228-3100

QUALITY CONTROL - RADIOCHEMISTRY

Project: Eagle Valley Aug 2022 P1R5
Pace Project No.: 50324465

QC Batch: 530246
QC Batch Method: EPA 904.0
Analysis Method: EPA 904.0
Analysis Description: 904.0 Radium 228
Laboratory: Pace Analytical Services - Greensburg
Associated Lab Samples: 50324465001, 50324465002, 50324465003, 50324465004

METHOD BLANK: 2572198 Matrix: Water
Associated Lab Samples: 50324465001, 50324465002, 50324465003, 50324465004

Parameter	Act ± Unc (MDC) Carr Trac	Units	Analyzed	Qualifiers
Radium-228	0.480 ± 0.296 (0.528) C:77% T:94%	pCi/L	09/13/22 16:48	

Results presented on this page are in the units indicated by the "Units" column except where an alternate unit is presented to the right of the result.

REPORT OF LABORATORY ANALYSIS

This report shall not be reproduced, except in full,
without the written consent of Pace Analytical Services, LLC.

Pace Analytical Services, LLC
7726 Moller Road
Indianapolis, IN 46268
(317)228-3100

QUALIFIERS

Project: Eagle Valley Aug 2022 P1R5
Pace Project No.: 50324465

DEFINITIONS

DF - Dilution Factor, if reported, represents the factor applied to the reported data due to dilution of the sample aliquot.

ND - Not Detected at or above adjusted reporting limit.

TNTC - Too Numerous To Count

J - Estimated concentration above the adjusted method detection limit and below the adjusted reporting limit.

MDL - Adjusted Method Detection Limit.

PQL - Practical Quantitation Limit.

RL - Reporting Limit - The lowest concentration value that meets project requirements for quantitative data with known precision and bias for a specific analyte in a specific matrix.

S - Surrogate

1,2-Diphenylhydrazine decomposes to and cannot be separated from Azobenzene using Method 8270. The result for each analyte is a combined concentration.

Consistent with EPA guidelines, unrounded data are displayed and have been used to calculate % recovery and RPD values.

LCS(D) - Laboratory Control Sample (Duplicate)

MS(D) - Matrix Spike (Duplicate)

DUP - Sample Duplicate

RPD - Relative Percent Difference

NC - Not Calculable.

SG - Silica Gel - Clean-Up

U - Indicates the compound was analyzed for, but not detected.

N-Nitrosodiphenylamine decomposes and cannot be separated from Diphenylamine using Method 8270. The result reported for each analyte is a combined concentration.

Reported results are not rounded until the final step prior to reporting. Therefore, calculated parameters that are typically reported as "Total" may vary slightly from the sum of the reported component parameters.

Act - Activity

Unc - Uncertainty: SDWA = 1.96 sigma count uncertainty, all other matrices = Expanded Uncertainty (95% confidence interval). Gamma Spec = Expanded Uncertainty (95.4% Confidence Interval)

(MDC) - Minimum Detectable Concentration

Trac - Tracer Recovery (%)

Carr - Carrier Recovery (%)

Pace Analytical is TNI accredited. Contact your Pace PM for the current list of accredited analytes.

TNI - The NELAC Institute.

ANALYTE QUALIFIERS

H3	Sample was received or analysis requested beyond the recognized method holding time.
N2	The lab does not hold NELAC/TNI accreditation for this parameter but other accreditations/certifications may apply. A complete list of accreditations/certifications is available upon request.
P6	Matrix spike recovery was outside laboratory control limits due to a parent sample concentration notably higher than the spike level.

This report shall not be reproduced, except in full,
without the written consent of Pace Analytical Services, LLC.

Pace Analytical Services, LLC
7726 Moller Road
Indianapolis, IN 46268
(317)228-3100

QUALITY CONTROL DATA CROSS REFERENCE TABLE

Project: Eagle Valley Aug 2022 P1R5
Pace Project No.: 50324465

Lab ID	Sample ID	QC Batch Method	QC Batch	Analytical Method	Analytical Batch
50324465001	**MW-23I**	EPA 9056	694233		
50324465004	**MW-23D**	EPA 9056	694233		
50324465001	**MW-23I**	EPA 3010	693695	EPA 6010	695245
50324465004	**MW-23D**	EPA 3010	693695	EPA 6010	695245
50324465001	**MW-23I**	EPA 3010	693521	EPA 6010	695172
50324465004	**MW-23D**	EPA 3010	693521	EPA 6010	695172
50324465001	**MW-23I**	EPA 200.2	694274	EPA 6020	694477
50324465004	**MW-23D**	EPA 200.2	694274	EPA 6020	694477
50324465001	**MW-23I**	EPA 903.1	530244		
50324465002	**MW-23I RAD MS**	EPA 903.1	530244		
50324465003	**MW-23I RAD MSD**	EPA 903.1	530244		
50324465004	**MW-23D**	EPA 903.1	530244		
50324465001	**MW-23I**	EPA 904.0	530246		
50324465002	**MW-23I RAD MS**	EPA 904.0	530246		
50324465003	**MW-23I RAD MSD**	EPA 904.0	530246		
50324465004	**MW-23D**	EPA 904.0	530246		
50324465001	**MW-23I**	Total Radium Calculation	533875		
50324465004	**MW-23D**	Total Radium Calculation	533875		
50324465001	**MW-23I**	SM 2320B	693246		
50324465004	**MW-23D**	SM 2320B	693246		
50324465001	**MW-23I**	SM 2540C	694075		
50324465004	**MW-23D**	SM 2540C	694075		
50324465001	**MW-23I**	SM 4500-H+B	693542		
50324465004	**MW-23D**	SM 4500-H+B	693542		
50324465001	**MW-23I**	SM 4500-S2-D	693241		
50324465004	**MW-23D**	SM 4500-S2-D	693241		
50324465001	**MW-23I**	HACH 8146	693818		
50324465004	**MW-23D**	HACH 8146	693818		
50324465001	**MW-23I**	EPA 353.2	693082		
50324465004	**MW-23D**	EPA 353.2	693082		
50324465001	**MW-23I**	EPA 365.1	694900	EPA 365.1	695068
50324465004	**MW-23D**	EPA 365.1	694900	EPA 365.1	695068
50324465001	**MW-23I**	SM 5310C	694800		
50324465004	**MW-23D**	SM 5310C	694800		
50324465001	**MW-23I**	SM 5310C	693910		
50324465004	**MW-23D**	SM 5310C	693910		

This report shall not be reproduced, except in full,
without the written consent of Pace Analytical Services, LLC.

Pace

CHAIN-OF-CUSTODY / Analytical Request Do

WO# : 50324465

50324465

The Chain-of-Custody is a LEGAL DOCUMENT. All relevant fields mus

Submitting a sample via this chain of custody constitutes acknowledgment and acceptance of the Pace Terms and Conditions found at https://info.pace

Section A Required Client Information:		Section B Required Project Information:		Section C Invoice Information:	
Company:	Atlas Indianapolis	Report To:	Mark Breting	Attention:	Accounts Payable - Paula Sedam
Address:	7988 Centerpoint Drive	Copy To:		Company Name:	Atlas Indianapolis
	Suite 100, Indianapolis, IN 46256			Address:	
Email:	mark.breting@oneatlas.com	Purchase Order #:		Pace Quote:	
Phone:	317-313-8306 Fax:	Project Name:	Eagle Valley Aug 2022 P1R5	Pace Project Manager:	hayden.putt@pacelabs.com,
Requested Due Date:		Project #:		Pace Profile #:	10498/22

Regulatory Agency	State / Location
	IN

ITEM #	SAMPLE ID One Character per box. (A-Z, 0-9 / , -) Sample Ids must be unique	MATRIX CODE (see valid codes to left)	SAMPLE TYPE (G=GRAB C=COMP)	COLLECTED START DATE	COLLECTED START TIME	COLLECTED END DATE	COLLECTED END TIME	SAMPLE TEMP AT COLLECTION	# OF CONTAINERS	Preservatives: Unpreserved	H2SO4	HNO3	HCl	NaOH	Na2S2O3	Methanol	Other	Analyses Test Y/N	Metals, Total 6010 6020	Field Filtered Mn 6010	TDS 2540C/pH 4500+B	TOC by 5310	DOC by 5310	Alkalinity/Ferrous Fe	Nitrate,Nitrite 353.2-WET	Sulfide 4500S2D	Phosphate 365.1	(Cl,F,SO4) 9056	Rad-226/228 + Sum	Residual Chlorine (Y/N)	
1	MW-23I (MS/MSD)					8.26.22	1105	[illegible]	3	3																				001 002 003
2	MW-23D					↓	1245	[illegible]	1	1																				004
3																															
4																															
5																															
6																															
7																															
8																															
9																															
10																															
11																															
12																															

ADDITIONAL COMMENTS	RELINQUISHED BY / AFFILIATION	DATE	TIME	ACCEPTED BY / AFFILIATION	DATE	TIME	SAMPLE CONDITIONS			
6010-Al,Ba,B,Fe,Mn,Mo,Ca,Mg,Na,K,Li,SiO2 6020-Co,As,Sb,Se	[illegible]	8.26.22	1345	DK/Pace	8/26/22	1345	3.9	Y	N	Y
Alkalinity - Total, Carb and Bicarb							2.4	Y	N	Y

SAMPLER NAME AND SIGNATURE			TEMP in C	Received on Ice (Y/N)	Custody Sealed Cooler (Y/N)	Samples Intact (Y/N)
PRINT Name of SAMPLER:	[illegible]					
SIGNATURE of SAMPLER:	[illegible]	DATE Signed: 8.26.22				

F-IN-Q-290-rev.22, 22Apr2022

SAMPLE CONDITION UPON RECEIPT FORM

Date/Time and Initials of person examining contents: 08/26/22 1420 IL

1. **Courier:** ☐ FED EX ☐ UPS ☑ CLIENT ☐ PACE ☐ USPS ☐ OTHER _____

2. **Custody Seal on Cooler/Box Present:** ☐ Yes ☑ No

(If yes)Seals Intact: ☐ Yes ☐ No **(leave blank if no seals were present)**

3. **Thermometer:** 1 2 3 4 5 6 A B (C) D E F

4. **Cooler Temperature(s):** 4.0/3.9 | 2.5/2.4 | | |

(Initial/Corrected) RECORD TEMPS OF ALL COOLERS RECEIVED (use Comments below to add more)

5. **Packing Material:** ☐ Bubble Wrap ☑ Bubble Bags ☐ None ☐ Other _____

6. **Ice Type:** ☑ Wet ☐ Blue ☐ None

7. **If temp. is over 6°C or under 0°C, was the PM notified?:** ☐ Yes ☐ No

Cooler temp should be above freezing to 6°C

All discrepancies will be written out in the comments section below.

	Yes	No
USDA Regulated Soils? (HI, ID, NY, WA, OR,CA, NM, TX, OK, AR, LA, TN, AL, MS, NC, SC, GA, FL, or Puerto Rico)		✓
Short Hold Time Analysis (48 hours or less)? **Analysis:** Nitrate/Nitrite 3532	✓	~~✓~~ IL 8/26
Time 5035A TC placed in Freezer or Short Holds To Lab	Time: 15:00	
Rush TAT Requested (4 days or less):		✓
Custody Signatures Present?	✓	
Containers Intact?:	✓	
Sample Label (IDs/Dates/Times) Match COC?: Except TCs, which only require sample ID	~~✓~~ IL 8/26	✓
Extra labels on Terracore Vials? (soils only)		

	Yes	No	N/A
All containers needing acid/base preservation have been pH CHECKED?: **Exceptions: VOA, coliform, LLHg, O&G, RAD CHEM, and any container with a septum cap or preserved with HCl.** Circle: (HNO3 (<2)) (H2SO4 (<2)) NaOH (>10) (NaOH/ZnAc (>9)) Any non-conformance to pH recommendations will be noted on the container count form	✓		
	Present	Absent	N/A
Residual Chlorine Check (SVOC 625 Pest/PCB 608)			✓
Residual Chlorine Check (Total/Amenable/Free Cyanide)			✓
Headspace Wisconsin Sulfide?			✓
	Present	Absent	No VOA Vials Sent
Headspace in VOA Vials (>6mm): See Containter Count form for details			✓
Trip Blank Present?		✓	
Trip Blank Custody Seals?:			✓

COMMENTS: ID. on sample pt. 1 is "MW-20I". Does not match chain. IL 8/26

COC PAGE 1 of 1

Sample Container Count

** Place a RED dot on containers that are out of conformance **

		VIALS						AMBER GLASS							PLASTIC									OTHER								
		MeOH (only) / SBS / DI																											Nitric	Sulfuric	Sodium Hydroxide	Sodium Hydroxide/ ZnAc
																													Red	Yellow	Green	Black
COC Line Item	WGFU	R	DG9H VG9H	VOA VIAL HS (>6mm)	VG9U	DG9U	VG9T	AG0U	AG1H	AG1U	AG2U	AG3S	AG3SF	AG3C	BP1U	BP1N	BP2U	BP3U	BP3N	BP3F	BP3S	BP3B	BP3Z	CG3H	Syringe Kit			Matrix	HNO3 <2	H2SO4 <2	NaOH >10	NaOH/Zn Ac >9
1												3	3			6	3	6	3	3	3		3					WT	✓	✓		✓
2												1	1			2	1	2	1	1	1		1						✓	✓		✓
3																																
4																																
5																																
6																																
7																																
8																																
9																																
10																																
11																																
12																																

Container Codes

Glass

DG9H	40mL HCl amber voa vial	BG1T	1L Na Thiosulfate clear glass
DG9P	40mL TSP amber vial	BG1U	1L unpreserved glass
DG9S	40mL H2SO4 amber vial	BG3H	250mL HCl Clear Glass
DG9T	40mL Na Thio amber vial	BG3U	250mL Unpres Clear Glass
DG9U	40mL unpreserved amber vial	AG0U	100mL unpres amber glass
VG9H	40mL HCl clear vial	AG1H	1L HCl amber glass
VG9T	40mL Na Thio. clear vial	AG1S	1L H2SO4 amber glass
VG9U	40mL unpreserved clear vial	AG1T	1L Na Thiosulfate amber glass
I	40mL w/hexane wipe vial	AG1U	1liter unpres amber glass
WGKU	8oz unpreserved clear jar	AG2N	500mL HNO3 amber glass
WGFU	4oz clear soil jar	AG2S	500mL H2SO4 amber glass
JGFU	4oz unpreserved amber wide	AG2U	500mL unpres amber glass
CG3H	250mL clear glass HCl	AG3S	250mL H2SO4 amber glass
BG1H	1L HCl clear glass	AG3SF	250mL H2SO4 amb glass -field filtered
BG1S	1L H2SO4 clear glass	AG3U	250mL unpres amber glass
GN	General	AG3C	250mL NaOH amber glass

Plastic

BP1B	1L NaOH plastic
BP1N	1L HNO3 plastic
BP1S	1L H2SO4 plastic
BP1U	1L unpreserved plastic
BP1Z	1L NaOH, Zn, Ac
BP2N	500mL HNO3 plastic
BP2C	500mL NaOH plastic
BP2S	500mL H2SO4 plastic
BP2U	500mL unpreserved plastic
BP2Z	500mL NaOH, Zn Ac
BP3B	250mL NaOH plastic
BP3N	250mL HNO3 plastic
BP3F	250mL HNO3 plastic-field filtered
BP3U	250mL unpreserved plastic
BP3S	250mL H2SO4 plastic
BP3Z	250mL NaOH, ZnAc plastic
BP4U	125mL unpreserved plastic
BP4N	125mL HNO3 plastic
BP4S	125mL H2SO4 plastic

Miscellaneous

Syringe Kit	LL Cr+6 sampling kit
ZPLC	Ziploc Bag
R	Terracore Kit
SP5T	120mL Coliform Sodium Thiosulfate
T	Tedlar Bag (air sample)
U	Summa Can (air sample)
WT	Water
SL	Solid Solid
OL	Oil
NAL	Non-aqueous liquid
WP	Wipe

Pace Analytical Services, LLC
7726 Moller Road
Indianapolis, IN 46268
(317)228-3100

December 27, 2022

Mr. Mark Breting
ATC Group Services
7988 Centerpoint Drive
Suite 100
Indianapolis, IN 46256

RE: Project: Eagle Valley Aug 2022 P1R5
Pace Project No.: 50324977

Dear Mr. Breting:

Enclosed are the analytical results for sample(s) received by the laboratory on September 02, 2022. The results relate only to the samples included in this report. Results reported herein conform to the applicable TNI/NELAC Standards and the laboratory's Quality Manual, where applicable, unless otherwise noted in the body of the report.

The test results provided in this final report were generated by each of the following laboratories within the Pace Network:

- Pace Analytical Services - Indianapolis
- Pace Analytical Services - Greensburg

If you have any questions concerning this report, please feel free to contact me.

Sincerely,

Hayden Putt
hayden.putt@pacelabs.com
(317)228-3145
Project Manager

Enclosures

cc: Mr. Robert Miller, Haley & Aldrich

Pace Analytical Services, LLC
7726 Moller Road
Indianapolis, IN 46268
(317)228-3100

CERTIFICATIONS

Project: Eagle Valley Aug 2022 P1R5
Pace Project No.: 50324977

Pace Analytical Services Pennsylvania

1638 Roseytown Rd Suites 2,3&4, Greensburg, PA 15601
ANAB DOD-ELAP Rad Accreditation #: L2417
Alabama Certification #: 41590
Arizona Certification #: AZ0734
Arkansas Certification
California Certification #: 04222CA
Colorado Certification #: PA01547
Connecticut Certification #: PH-0694
Delaware Certification
EPA Region 4 DW Rad
Florida/TNI Certification #: E87683
Georgia Certification #: C040
Florida: Cert E871149 SEKS WET
Guam Certification
Hawaii Certification
Idaho Certification
Illinois Certification
Indiana Certification
Iowa Certification #: 391
Kansas/TNI Certification #: E-10358
Kentucky Certification #: KY90133
KY WW Permit #: KY0098221
KY WW Permit #: KY0000221
Louisiana DHH/TNI Certification #: LA180012
Louisiana DEQ/TNI Certification #: 4086
Maine Certification #: 2017020
Maryland Certification #: 308
Massachusetts Certification #: M-PA1457
Michigan/PADEP Certification #: 9991
Missouri Certification #: 235
Montana Certification #: Cert0082
Nebraska Certification #: NE-OS-29-14
Nevada Certification #: PA014572018-1
New Hampshire/TNI Certification #: 297617
New Jersey/TNI Certification #: PA051
New Mexico Certification #: PA01457
New York/TNI Certification #: 10888
North Carolina Certification #: 42706
North Dakota Certification #: R-190
Ohio EPA Rad Approval: #41249
Oregon/TNI Certification #: PA200002-010
Pennsylvania/TNI Certification #: 65-00282
Puerto Rico Certification #: PA01457
Rhode Island Certification #: 65-00282
South Dakota Certification
Tennessee Certification #: 02867
Texas/TNI Certification #: T104704188-17-3
Utah/TNI Certification #: PA014572017-9
USDA Soil Permit #: P330-17-00091
Vermont Dept. of Health: ID# VT-0282
Virgin Island/PADEP Certification
Virginia/VELAP Certification #: 460198
Washington Certification #: C868
West Virginia DEP Certification #: 143
West Virginia DHHR Certification #: 9964C
Wisconsin Approve List for Rad
Wyoming Certification #: 8TMS-L

Pace Analytical Services Indianapolis

7726 Moller Road, Indianapolis, IN 46268
Illinois Accreditation #: 200074
Indiana Drinking Water Laboratory #: C-49-06
Kansas/TNI Certification #: E-10177
Kentucky UST Agency Interest #: 80226
Kentucky WW Laboratory ID #: 98019
Michigan Drinking Water Laboratory #9050
Ohio VAP Certified Laboratory #: CL0065
Oklahoma Laboratory #: 9204
Texas Certification #: T104704355
Wisconsin Laboratory #: 999788130
USDA Soil Permit #: P330-19-00257

This report shall not be reproduced, except in full,
without the written consent of Pace Analytical Services, LLC.

Pace Analytical Services, LLC
7726 Moller Road
Indianapolis, IN 46268
(317)228-3100

SAMPLE SUMMARY

Project: Eagle Valley Aug 2022 P1R5
Pace Project No.: 50324977

Lab ID	Sample ID	Matrix	Date Collected	Date Received
50324977001	**MW-21D**	Water	09/02/22 12:55	09/02/22 16:05

REPORT OF LABORATORY ANALYSIS

This report shall not be reproduced, except in full,
without the written consent of Pace Analytical Services, LLC.

Pace Analytical Services, LLC
7726 Moller Road
Indianapolis, IN 46268
(317)228-3100

SAMPLE ANALYTE COUNT

Project: Eagle Valley Aug 2022 P1R5
Pace Project No.: 50324977

Lab ID	Sample ID	Method	Analysts	Analytes Reported	Laboratory
50324977001	**MW-21D**	EPA 9056	ADM	3	PASI-I
		EPA 6010	JPK	12	PASI-I
		EPA 6010	JPK	2	PASI-I
		EPA 6020	DMT	4	PASI-I
		EPA 903.1	SLC	1	PASI-PA
		EPA 904.0	VAL	1	PASI-PA
		Total Radium Calculation	JAL	1	PASI-PA
		SM 2320B	TRK	3	PASI-I
		SM 2540C	AEL	1	PASI-I
		SM 4500-H+B	TRK	1	PASI-I
		SM 4500-S2-D	BEP	1	PASI-I
		HACH 8146	ZM	1	PASI-I
		EPA 353.2	OAS	2	PASI-I
		EPA 365.1	ZM	1	PASI-I
		SM 5310C	ATS	1	PASI-I
		SM 5310C	ATS	1	PASI-I

PASI-I = Pace Analytical Services - Indianapolis
PASI-PA = Pace Analytical Services - Greensburg

This report shall not be reproduced, except in full,
without the written consent of Pace Analytical Services, LLC.

Pace Analytical Services, LLC
7726 Moller Road
Indianapolis, IN 46268
(317)228-3100

SUMMARY OF DETECTION

Project: Eagle Valley Aug 2022 P1R5
Pace Project No.: 50324977

Lab Sample ID / Method	Client Sample ID / Parameters	Result	Units	Report Limit	Analyzed	Qualifiers
50324977001	**MW-21D**					
EPA 9056	Chloride	48.8	mg/L	2.5	09/04/22 07:34	
EPA 9056	Fluoride	0.11	mg/L	0.10	09/04/22 07:16	
EPA 9056	Sulfate	243	mg/L	2.5	09/04/22 07:34	
EPA 6010	Barium	65.3	ug/L	10.0	09/16/22 23:07	
EPA 6010	Boron	307	ug/L	100	09/16/22 23:07	
EPA 6010	Calcium	134000	ug/L	1000	09/16/22 23:07	
EPA 6010	Iron	3730	ug/L	100	09/16/22 23:07	
EPA 6010	Magnesium	32700	ug/L	1000	09/16/22 23:07	
EPA 6010	Manganese	358	ug/L	10.0	09/16/22 23:07	
EPA 6010	Potassium	3320	ug/L	1000	09/16/22 23:07	
EPA 6010	Silica	15700	ug/L	450	09/16/22 23:07	N2
EPA 6010	Sodium	38700	ug/L	1000	09/16/22 23:07	
EPA 6010	Manganese, Dissolved	343	ug/L	10.0	09/16/22 02:47	
EPA 6020	Arsenic	1.1	ug/L	1.0	09/10/22 12:44	
EPA 903.1	Radium-226	0.225 ± 0.476 (0.704) C:NA T:92%	pCi/L		09/17/22 16:13	
EPA 904.0	Radium-228	-0.108 ± 0.272 (0.667) C:75% T:92%	pCi/L		09/22/22 15:19	
Total Radium Calculation	Total Radium	0.225 ± 0.748 (1.37)	pCi/L		09/23/22 13:17	
SM 2320B	Alkalinity, Total as CaCO3	260	mg/L	10.0	09/06/22 14:26	
SM 2320B	Alkalinity,Bicarbonate (CaCO3)	260	mg/L	10.0	09/06/22 14:26	
SM 2540C	Total Dissolved Solids	683	mg/L	10.0	09/07/22 10:04	
SM 4500-H+B	pH at 25 Degrees C	7.6	Std. Units	0.10	09/06/22 13:53	H3
SM 5310C	Total Organic Carbon	1.2	mg/L	1.0	09/13/22 02:11	

This report shall not be reproduced, except in full,
without the written consent of Pace Analytical Services, LLC.

Pace Analytical Services, LLC
7726 Moller Road
Indianapolis, IN 46268
(317)228-3100

ANALYTICAL RESULTS

Project: Eagle Valley Aug 2022 P1R5
Pace Project No.: 50324977

Sample: MW-21D **Lab ID: 50324977001** Collected: 09/02/22 12:55 Received: 09/02/22 16:05 Matrix: Water

Parameters	Results	Units	Report Limit	DF	Prepared	Analyzed	CAS No.	Qual
9056 IC Anions	Analytical Method: EPA 9056							
	Pace Analytical Services - Indianapolis							
Chloride	**48.8**	mg/L	2.5	10		09/04/22 07:34	16887-00-6	
Fluoride	**0.11**	mg/L	0.10	1		09/04/22 07:16	16984-48-8	
Sulfate	**243**	mg/L	2.5	10		09/04/22 07:34	14808-79-8	
6010 MET ICP	Analytical Method: EPA 6010 Preparation Method: EPA 3010							
	Pace Analytical Services - Indianapolis							
Aluminum	ND	ug/L	200	1	09/15/22 09:05	09/16/22 23:07	7429-90-5	
Barium	**65.3**	ug/L	10.0	1	09/15/22 09:05	09/16/22 23:07	7440-39-3	
Boron	**307**	ug/L	100	1	09/15/22 09:05	09/16/22 23:07	7440-42-8	
Calcium	**134000**	ug/L	1000	1	09/15/22 09:05	09/16/22 23:07	7440-70-2	
Iron	**3730**	ug/L	100	1	09/15/22 09:05	09/16/22 23:07	7439-89-6	
Lithium	ND	ug/L	20.0	1	09/15/22 09:05	09/16/22 23:07	7439-93-2	
Magnesium	**32700**	ug/L	1000	1	09/15/22 09:05	09/16/22 23:07	7439-95-4	
Manganese	**358**	ug/L	10.0	1	09/15/22 09:05	09/16/22 23:07	7439-96-5	
Molybdenum	ND	ug/L	10.0	1	09/15/22 09:05	09/16/22 23:07	7439-98-7	
Potassium	**3320**	ug/L	1000	1	09/15/22 09:05	09/16/22 23:07	7440-09-7	
Silica	**15700**	ug/L	450	1	09/15/22 09:05	09/16/22 23:07	7631-86-9	N2
Sodium	**38700**	ug/L	1000	1	09/15/22 09:05	09/16/22 23:07	7440-23-5	
6010 MET ICP, Dissolved	Analytical Method: EPA 6010 Preparation Method: EPA 3010							
	Pace Analytical Services - Indianapolis							
Manganese, Dissolved	**343**	ug/L	10.0	1	09/15/22 09:05	09/16/22 02:47	7439-96-5	
Molybdenum, Dissolved	ND	ug/L	10.0	1	09/15/22 09:05	09/16/22 02:47	7439-98-7	
6020 MET ICPMS	Analytical Method: EPA 6020 Preparation Method: EPA 200.2							
	Pace Analytical Services - Indianapolis							
Antimony	ND	ug/L	1.0	1	09/09/22 07:20	09/10/22 12:44	7440-36-0	
Arsenic	**1.1**	ug/L	1.0	1	09/09/22 07:20	09/10/22 12:44	7440-38-2	
Cobalt	ND	ug/L	1.0	1	09/09/22 07:20	09/10/22 12:44	7440-48-4	
Selenium	ND	ug/L	1.0	1	09/09/22 07:20	09/10/22 12:44	7782-49-2	
2320B Alkalinity	Analytical Method: SM 2320B							
	Pace Analytical Services - Indianapolis							
Alkalinity, Total as CaCO3	**260**	mg/L	10.0	1		09/06/22 14:26		
Alkalinity,Bicarbonate (CaCO3)	**260**	mg/L	10.0	1		09/06/22 14:26		
Alkalinity,Carbonate (CaCO3)	ND	mg/L	10.0	1		09/06/22 14:26		
2540C Total Dissolved Solids	Analytical Method: SM 2540C							
	Pace Analytical Services - Indianapolis							
Total Dissolved Solids	**683**	mg/L	10.0	1		09/07/22 10:04		
4500H+ pH, Electrometric	Analytical Method: SM 4500-H+B							
	Pace Analytical Services - Indianapolis							
pH at 25 Degrees C	**7.6**	Std. Units	0.10	1		09/06/22 13:53		H3

REPORT OF LABORATORY ANALYSIS

This report shall not be reproduced, except in full,
without the written consent of Pace Analytical Services, LLC.

Pace Analytical Services, LLC
7726 Moller Road
Indianapolis, IN 46268
(317)228-3100

ANALYTICAL RESULTS

Project: Eagle Valley Aug 2022 P1R5
Pace Project No.: 50324977

Sample: MW-21D **Lab ID: 50324977001** Collected: 09/02/22 12:55 Received: 09/02/22 16:05 Matrix: Water

Parameters	Results	Units	Report Limit	DF	Prepared	Analyzed	CAS No.	Qual
4500S2D Sulfide Water	Analytical Method: SM 4500-S2-D Pace Analytical Services - Indianapolis							
Sulfide	ND	mg/L	0.10	1		09/06/22 10:01	18496-25-8	
Iron, Ferrous	Analytical Method: HACH 8146 Pace Analytical Services - Indianapolis							
Iron, Ferrous	ND	mg/L	0.20	1		09/08/22 16:11	15438-31-0	H3,N2
353.2 Nitrogen, NO2/NO3 unpres	Analytical Method: EPA 353.2 Pace Analytical Services - Indianapolis							
Nitrogen, Nitrate	ND	mg/L	0.10	1		09/02/22 18:56	14797-55-8	
Nitrogen, Nitrite	ND	mg/L	0.10	1		09/02/22 18:56	14797-65-0	
365.1 Total Phosphorus	Analytical Method: EPA 365.1 Preparation Method: EPA 365.1 Pace Analytical Services - Indianapolis							
Phosphate as P04	ND	mg/L	0.15	1	09/13/22 09:30	09/14/22 13:31		
5310C TOC	Analytical Method: SM 5310C Pace Analytical Services - Indianapolis							
Total Organic Carbon	**1.2**	mg/L	1.0	1		09/13/22 02:11	7440-44-0	
5310C Dissolved Organic Carbon	Analytical Method: SM 5310C Pace Analytical Services - Indianapolis							
Dissolved Organic Carbon	ND	mg/L	1.0	1		09/09/22 05:58		

REPORT OF LABORATORY ANALYSIS

This report shall not be reproduced, except in full,
without the written consent of Pace Analytical Services, LLC.

Pace Analytical Services, LLC
7726 Moller Road
Indianapolis, IN 46268
(317)228-3100

QUALITY CONTROL DATA

Project: Eagle Valley Aug 2022 P1R5
Pace Project No.: 50324977

QC Batch: 694237
QC Batch Method: EPA 9056
Analysis Method: EPA 9056
Analysis Description: 9056 IC Anions
Laboratory: Pace Analytical Services - Indianapolis
Associated Lab Samples: 50324977001

METHOD BLANK: 3192276 Matrix: Water
Associated Lab Samples: 50324977001

Parameter	Units	Blank Result	Reporting Limit	Analyzed	Qualifiers
Chloride	mg/L	ND	0.25	09/03/22 17:22	
Fluoride	mg/L	ND	0.10	09/03/22 17:22	
Sulfate	mg/L	ND	0.25	09/03/22 17:22	

LABORATORY CONTROL SAMPLE: 3192277

Parameter	Units	Spike Conc.	LCS Result	LCS % Rec	% Rec Limits	Qualifiers
Chloride	mg/L	1.2	1.1	90	80-120	
Fluoride	mg/L	0.5	0.48	96	80-120	
Sulfate	mg/L	2.5	2.4	97	80-120	

MATRIX SPIKE & MATRIX SPIKE DUPLICATE: 3192278 3192279

Parameter	Units	50324684001 Result	MS Spike Conc.	MSD Spike Conc.	MS Result	MSD Result	MS % Rec	MSD % Rec	% Rec Limits	RPD	Max RPD	Qual
Chloride	mg/L	13.5	12.5	12.5	24.8	25.0	91	92	80-120	1	15	
Fluoride	mg/L	0.18	0.5	0.5	0.67	0.67	97	97	80-120	0	15	
Sulfate	mg/L	60.2	25	25	83.5	83.1	93	92	80-120	0	15	

Results presented on this page are in the units indicated by the "Units" column except where an alternate unit is presented to the right of the result.

REPORT OF LABORATORY ANALYSIS

This report shall not be reproduced, except in full,
without the written consent of Pace Analytical Services, LLC.

Pace Analytical Services, LLC
7726 Moller Road
Indianapolis, IN 46268
(317)228-3100

QUALITY CONTROL DATA

Project: Eagle Valley Aug 2022 P1R5
Pace Project No.: 50324977

QC Batch: 695612
QC Batch Method: EPA 3010
Analysis Method: EPA 6010
Analysis Description: 6010 MET
Laboratory: Pace Analytical Services - Indianapolis
Associated Lab Samples: 50324977001

METHOD BLANK: 3198247 Matrix: Water
Associated Lab Samples: 50324977001

Parameter	Units	Blank Result	Reporting Limit	Analyzed	Qualifiers
Aluminum	ug/L	ND	200	09/16/22 23:01	
Barium	ug/L	ND	10.0	09/16/22 23:01	
Boron	ug/L	ND	100	09/16/22 23:01	
Calcium	ug/L	ND	1000	09/16/22 23:01	
Iron	ug/L	ND	100	09/16/22 23:01	
Lithium	ug/L	ND	20.0	09/16/22 23:01	
Magnesium	ug/L	ND	1000	09/16/22 23:01	
Manganese	ug/L	ND	10.0	09/16/22 23:01	
Molybdenum	ug/L	ND	10.0	09/16/22 23:01	
Potassium	ug/L	ND	1000	09/16/22 23:01	
Silica	ug/L	ND	450	09/16/22 23:01	N2
Sodium	ug/L	ND	1000	09/16/22 23:01	

LABORATORY CONTROL SAMPLE: 3198248

Parameter	Units	Spike Conc.	LCS Result	LCS % Rec	% Rec Limits	Qualifiers
Aluminum	ug/L	10000	10200	102	80-120	
Barium	ug/L	1000	1040	104	80-120	
Boron	ug/L	1000	1040	104	80-120	
Calcium	ug/L	10000	10400	104	80-120	
Iron	ug/L	10000	10500	105	80-120	
Lithium	ug/L	1000	1050	105	80-120	
Magnesium	ug/L	10000	10100	101	80-120	
Manganese	ug/L	1000	1020	102	80-120	
Molybdenum	ug/L	1000	1080	108	80-120	
Potassium	ug/L	10000	10200	102	80-120	
Silica	ug/L	10700	10800	101	80-120	N2
Sodium	ug/L	10000	10100	101	80-120	

MATRIX SPIKE & MATRIX SPIKE DUPLICATE: 3198249 3198250

Parameter	Units	50324925005 Result	MS Spike Conc.	MSD Spike Conc.	MS Result	MSD Result	MS % Rec	MSD % Rec	% Rec Limits	RPD	Max RPD	Qual
Aluminum	ug/L	574	10000	10000	11000	11000	105	104	75-125	1	20	
Barium	ug/L	ND	1000	1000	1060	1080	104	106	75-125	2	20	
Boron	ug/L	7640	1000	1000	8760	8980	112	135	75-125	3	20	P6
Calcium	ug/L	407000	10000	10000	426000	433000	189	264	75-125	2	20	P6

Results presented on this page are in the units indicated by the "Units" column except where an alternate unit is presented to the right of the result.

REPORT OF LABORATORY ANALYSIS

This report shall not be reproduced, except in full,
without the written consent of Pace Analytical Services, LLC.

Pace Analytical Services, LLC
7726 Moller Road
Indianapolis, IN 46268
(317)228-3100

QUALITY CONTROL DATA

Project: Eagle Valley Aug 2022 P1R5
Pace Project No.: 50324977

MATRIX SPIKE & MATRIX SPIKE DUPLICATE: 3198249 3198250

Parameter	Units	50324925005 Result	MS Spike Conc.	MSD Spike Conc.	MS Result	MSD Result	MS % Rec	MSD % Rec	% Rec Limits	RPD	Max RPD	Qual
Iron	ug/L	668	10000	10000	10900	10800	102	101	75-125	1	20	
Lithium	ug/L	141	1000	1000	1210	1240	107	110	75-125	3	20	
Magnesium	ug/L	85600	10000	10000	95100	97400	95	117	75-125	2	20	
Manganese	ug/L	17.0	1000	1000	1020	1010	101	100	75-125	1	20	
Molybdenum	ug/L	43.8	1000	1000	1090	1100	105	105	75-125	0	20	
Potassium	ug/L	5240	10000	10000	16500	17000	112	117	75-125	3	20	
Silica	ug/L	14900	10700	10700	26600	27000	109	113	75-125	1	20	N2
Sodium	ug/L	779000	10000	10000	799000	818000	199	388	75-125	2	20	P6

Results presented on this page are in the units indicated by the "Units" column except where an alternate unit is presented to the right of the result.

REPORT OF LABORATORY ANALYSIS

This report shall not be reproduced, except in full,
without the written consent of Pace Analytical Services, LLC.

Pace Analytical Services, LLC
7726 Moller Road
Indianapolis, IN 46268
(317)228-3100

QUALITY CONTROL DATA

Project: Eagle Valley Aug 2022 P1R5
Pace Project No.: 50324977

QC Batch: 695595
QC Batch Method: EPA 3010
Analysis Method: EPA 6010
Analysis Description: 6010 MET Dissolved
Laboratory: Pace Analytical Services - Indianapolis
Associated Lab Samples: 50324977001

METHOD BLANK: 3198198 Matrix: Water
Associated Lab Samples: 50324977001

Parameter	Units	Blank Result	Reporting Limit	Analyzed	Qualifiers
Manganese, Dissolved	ug/L	ND	10.0	09/16/22 01:55	
Molybdenum, Dissolved	ug/L	ND	10.0	09/16/22 01:55	

LABORATORY CONTROL SAMPLE: 3198199

Parameter	Units	Spike Conc.	LCS Result	LCS % Rec	% Rec Limits	Qualifiers
Manganese, Dissolved	ug/L	1000	1030	103	80-120	
Molybdenum, Dissolved	ug/L	1000	1050	105	80-120	

MATRIX SPIKE & MATRIX SPIKE DUPLICATE: 3198200 3198201

Parameter	Units	50324837003 Result	MS Spike Conc.	MSD Spike Conc.	MS Result	MSD Result	MS % Rec	MSD % Rec	% Rec Limits	RPD	Max RPD	Qual
Manganese, Dissolved	ug/L	0.082 mg/L	1000	1000	1090	1100	101	102	75-125	1	20	
Molybdenum, Dissolved	ug/L	ND	1000	1000	1040	1070	104	106	75-125	2	20	

Results presented on this page are in the units indicated by the "Units" column except where an alternate unit is presented to the right of the result.

REPORT OF LABORATORY ANALYSIS

This report shall not be reproduced, except in full,
without the written consent of Pace Analytical Services, LLC.

Pace Analytical Services, LLC
7726 Moller Road
Indianapolis, IN 46268
(317)228-3100

QUALITY CONTROL DATA

Project: Eagle Valley Aug 2022 P1R5
Pace Project No.: 50324977

QC Batch: 694723
QC Batch Method: EPA 200.2
Analysis Method: EPA 6020
Analysis Description: 6020 MET
Laboratory: Pace Analytical Services - Indianapolis
Associated Lab Samples: 50324977001

METHOD BLANK: 3193935 Matrix: Water
Associated Lab Samples: 50324977001

Parameter	Units	Blank Result	Reporting Limit	Analyzed	Qualifiers
Antimony	ug/L	ND	1.0	09/10/22 11:45	
Arsenic	ug/L	ND	1.0	09/10/22 11:45	
Cobalt	ug/L	ND	1.0	09/10/22 11:45	
Selenium	ug/L	ND	1.0	09/10/22 11:45	

LABORATORY CONTROL SAMPLE: 3193936

Parameter	Units	Spike Conc.	LCS Result	LCS % Rec	% Rec Limits	Qualifiers
Antimony	ug/L	40	41.4	104	80-120	
Arsenic	ug/L	40	37.9	95	80-120	
Cobalt	ug/L	40	40.7	102	80-120	
Selenium	ug/L	40	39.0	97	80-120	

MATRIX SPIKE & MATRIX SPIKE DUPLICATE: 3193937 3193938

Parameter	Units	50325037001 Result	MS Spike Conc.	MSD Spike Conc.	MS Result	MSD Result	MS % Rec	MSD % Rec	% Rec Limits	RPD	Max RPD	Qual
Antimony	ug/L	ND	40	40	41.5	41.3	104	103	75-125	0	20	
Arsenic	ug/L	4.5	40	40	41.8	41.2	93	92	75-125	1	20	
Cobalt	ug/L	1.9	40	40	39.4	39.1	94	93	75-125	1	20	
Selenium	ug/L	ND	40	40	38.4	37.9	96	94	75-125	1	20	

Results presented on this page are in the units indicated by the "Units" column except where an alternate unit is presented to the right of the result.

REPORT OF LABORATORY ANALYSIS

This report shall not be reproduced, except in full,
without the written consent of Pace Analytical Services, LLC.

Pace Analytical Services, LLC
7726 Moller Road
Indianapolis, IN 46268
(317)228-3100

QUALITY CONTROL DATA

Project: Eagle Valley Aug 2022 P1R5
Pace Project No.: 50324977

QC Batch: 694341
QC Batch Method: SM 2320B
Analysis Method: SM 2320B
Analysis Description: 2320B Alkalinity
Laboratory: Pace Analytical Services - Indianapolis
Associated Lab Samples: 50324977001

METHOD BLANK: 3192585 Matrix: Water
Associated Lab Samples: 50324977001

Parameter	Units	Blank Result	Reporting Limit	Analyzed	Qualifiers
Alkalinity, Total as CaCO3	mg/L	ND	10.0	09/06/22 14:26	
Alkalinity,Bicarbonate (CaCO3)	mg/L	ND	10.0	09/06/22 14:26	
Alkalinity,Carbonate (CaCO3)	mg/L	ND	10.0	09/06/22 14:26	

LABORATORY CONTROL SAMPLE: 3192586

Parameter	Units	Spike Conc.	LCS Result	LCS % Rec	% Rec Limits	Qualifiers
Alkalinity, Total as CaCO3	mg/L	50	47.9	96	90-110	

SAMPLE DUPLICATE: 3192587

Parameter	Units	50324990001 Result	Dup Result	RPD	Max RPD	Qualifiers
Alkalinity, Total as CaCO3	mg/L	327	328	0	20	
Alkalinity,Bicarbonate (CaCO3)	mg/L	327	328	0	20	
Alkalinity,Carbonate (CaCO3)	mg/L	ND	ND		20	

Results presented on this page are in the units indicated by the "Units" column except where an alternate unit is presented to the right of the result.

REPORT OF LABORATORY ANALYSIS

This report shall not be reproduced, except in full,
without the written consent of Pace Analytical Services, LLC.

Pace Analytical Services, LLC
7726 Moller Road
Indianapolis, IN 46268
(317)228-3100

QUALITY CONTROL DATA

Project: Eagle Valley Aug 2022 P1R5
Pace Project No.: 50324977

QC Batch: 694491
QC Batch Method: SM 2540C
Analysis Method: SM 2540C
Analysis Description: 2540C Total Dissolved Solids
Laboratory: Pace Analytical Services - Indianapolis
Associated Lab Samples: 50324977001

METHOD BLANK: 3193019 Matrix: Water
Associated Lab Samples: 50324977001

Parameter	Units	Blank Result	Reporting Limit	Analyzed	Qualifiers
Total Dissolved Solids	mg/L	ND	10.0	09/07/22 09:52	

LABORATORY CONTROL SAMPLE: 3193020

Parameter	Units	Spike Conc.	LCS Result	LCS % Rec	% Rec Limits	Qualifiers
Total Dissolved Solids	mg/L	300	285	95	80-120	

SAMPLE DUPLICATE: 3193021

Parameter	Units	50324837001 Result	Dup Result	RPD	Max RPD	Qualifiers
Total Dissolved Solids	mg/L	336	346	3	10	

SAMPLE DUPLICATE: 3193022

Parameter	Units	50324837002 Result	Dup Result	RPD	Max RPD	Qualifiers
Total Dissolved Solids	mg/L	295	301	2	10	

Results presented on this page are in the units indicated by the "Units" column except where an alternate unit is presented to the right of the result.

REPORT OF LABORATORY ANALYSIS

This report shall not be reproduced, except in full,
without the written consent of Pace Analytical Services, LLC.

Pace Analytical Services, LLC
7726 Moller Road
Indianapolis, IN 46268
(317)228-3100

QUALITY CONTROL DATA

Project: Eagle Valley Aug 2022 P1R5
Pace Project No.: 50324977

QC Batch: 694345
QC Batch Method: SM 4500-H+B
Analysis Method: SM 4500-H+B
Analysis Description: 4500H+B pH
Laboratory: Pace Analytical Services - Indianapolis

Associated Lab Samples: 50324977001

SAMPLE DUPLICATE: 3192598

Parameter	Units	50324896001 Result	Dup Result	RPD	Max RPD	Qualifiers
pH at 25 Degrees C	Std. Units	7.2	7.2	1	2	H3

SAMPLE DUPLICATE: 3192599

Parameter	Units	50324996001 Result	Dup Result	RPD	Max RPD	Qualifiers
pH at 25 Degrees C	Std. Units	8.1	8.2	1	2	H3

Results presented on this page are in the units indicated by the "Units" column except where an alternate unit is presented to the right of the result.

REPORT OF LABORATORY ANALYSIS

This report shall not be reproduced, except in full,
without the written consent of Pace Analytical Services, LLC.

Pace Analytical Services, LLC
7726 Moller Road
Indianapolis, IN 46268
(317)228-3100

QUALITY CONTROL DATA

Project: Eagle Valley Aug 2022 P1R5
Pace Project No.: 50324977

QC Batch: 694314
QC Batch Method: SM 4500-S2-D
Analysis Method: SM 4500-S2-D
Analysis Description: 4500S2D Sulfide Water
Laboratory: Pace Analytical Services - Indianapolis
Associated Lab Samples: 50324977001

METHOD BLANK: 3192511 Matrix: Water
Associated Lab Samples: 50324977001

Parameter	Units	Blank Result	Reporting Limit	Analyzed	Qualifiers
Sulfide	mg/L	ND	0.10	09/06/22 10:01	

LABORATORY CONTROL SAMPLE: 3192512

Parameter	Units	Spike Conc.	LCS Result	LCS % Rec	% Rec Limits	Qualifiers
Sulfide	mg/L	0.5	0.52	104	90-110	

MATRIX SPIKE & MATRIX SPIKE DUPLICATE: 3192513 3192514

Parameter	Units	50324864001 Result	MS Spike Conc.	MSD Spike Conc.	MS Result	MSD Result	MS % Rec	MSD % Rec	% Rec Limits	RPD	Max RPD	Qual
Sulfide	mg/L	ND	0.5	0.5	0.52	0.51	101	99	90-110	3	20	

MATRIX SPIKE SAMPLE: 3192515

Parameter	Units	50324958002 Result	Spike Conc.	MS Result	MS % Rec	% Rec Limits	Qualifiers
Sulfide	mg/L	ND	0.5	0.45	90	90-110	

Results presented on this page are in the units indicated by the "Units" column except where an alternate unit is presented to the right of the result.

REPORT OF LABORATORY ANALYSIS

This report shall not be reproduced, except in full,
without the written consent of Pace Analytical Services, LLC.

Pace Analytical Services, LLC
7726 Moller Road
Indianapolis, IN 46268
(317)228-3100

QUALITY CONTROL DATA

Project: Eagle Valley Aug 2022 P1R5
Pace Project No.: 50324977

QC Batch: 694837
QC Batch Method: HACH 8146
Analysis Method: HACH 8146
Analysis Description: Iron, Ferrous
Laboratory: Pace Analytical Services - Indianapolis

Associated Lab Samples: 50324977001

METHOD BLANK: 3194387 Matrix: Water
Associated Lab Samples: 50324977001

Parameter	Units	Blank Result	Reporting Limit	Analyzed	Qualifiers
Iron, Ferrous	mg/L	ND	0.20	09/08/22 15:52	H3,N2

LABORATORY CONTROL SAMPLE: 3194388

Parameter	Units	Spike Conc.	LCS Result	LCS % Rec	% Rec Limits	Qualifiers
Iron, Ferrous	mg/L	1	0.95	95	90-110	H3,N2

MATRIX SPIKE & MATRIX SPIKE DUPLICATE: 3194389 3194390

Parameter	Units	50324896003 Result	MS Spike Conc.	MSD Spike Conc.	MS Result	MSD Result	MS % Rec	MSD % Rec	% Rec Limits	RPD	Max RPD	Qual
Iron, Ferrous	mg/L	ND	1	1	0.94	0.97	94	97	90-110	3	20	H3,N2

MATRIX SPIKE SAMPLE: 3194391

Parameter	Units	50324958002 Result	Spike Conc.	MS Result	MS % Rec	% Rec Limits	Qualifiers
Iron, Ferrous	mg/L	ND	1	1.1	108	90-110	H3,N2

Results presented on this page are in the units indicated by the "Units" column except where an alternate unit is presented to the right of the result.

REPORT OF LABORATORY ANALYSIS

This report shall not be reproduced, except in full,
without the written consent of Pace Analytical Services, LLC.

Pace Analytical Services, LLC
7726 Moller Road
Indianapolis, IN 46268
(317)228-3100

QUALITY CONTROL DATA

Project: Eagle Valley Aug 2022 P1R5
Pace Project No.: 50324977

QC Batch: 694206
QC Batch Method: EPA 353.2
Analysis Method: EPA 353.2
Analysis Description: 353.2 Nitrate + Nitrite, Unpres.
Laboratory: Pace Analytical Services - Indianapolis
Associated Lab Samples: 50324977001

METHOD BLANK: 3192022 Matrix: Water
Associated Lab Samples: 50324977001

Parameter	Units	Blank Result	Reporting Limit	Analyzed	Qualifiers
Nitrogen, Nitrate	mg/L	ND	0.10	09/02/22 18:05	
Nitrogen, Nitrite	mg/L	ND	0.10	09/02/22 18:05	

LABORATORY CONTROL SAMPLE: 3192023

Parameter	Units	Spike Conc.	LCS Result	LCS % Rec	% Rec Limits	Qualifiers
Nitrogen, Nitrate	mg/L	1	1.0	101	90-110	
Nitrogen, Nitrite	mg/L	1	1.0	101	90-110	

MATRIX SPIKE & MATRIX SPIKE DUPLICATE: 3192024 3192025

Parameter	Units	50324896003 Result	MS Spike Conc.	MSD Spike Conc.	MS Result	MSD Result	MS % Rec	MSD % Rec	% Rec Limits	RPD	Max RPD	Qual
Nitrogen, Nitrate	mg/L	5.6	1	1	6.6	6.6	102	100	90-110	0	20	
Nitrogen, Nitrite	mg/L	ND	1	1	1.0	1.0	98	98	90-110	0	20	

MATRIX SPIKE SAMPLE: 3192026

Parameter	Units	50324958002 Result	Spike Conc.	MS Result	MS % Rec	% Rec Limits	Qualifiers
Nitrogen, Nitrate	mg/L	4.9	1	5.5	62	90-110	
Nitrogen, Nitrite	mg/L	ND	1	1.1	98	90-110	

Results presented on this page are in the units indicated by the "Units" column except where an alternate unit is presented to the right of the result.

REPORT OF LABORATORY ANALYSIS

This report shall not be reproduced, except in full,
without the written consent of Pace Analytical Services, LLC.

Pace Analytical Services, LLC
7726 Moller Road
Indianapolis, IN 46268
(317)228-3100

QUALITY CONTROL DATA

Project: Eagle Valley Aug 2022 P1R5
Pace Project No.: 50324977

QC Batch: 695328
QC Batch Method: EPA 365.1
Analysis Method: EPA 365.1
Analysis Description: 365.1 Total Phosphorus
Laboratory: Pace Analytical Services - Indianapolis
Associated Lab Samples: 50324977001

METHOD BLANK: 3197111 Matrix: Water
Associated Lab Samples: 50324977001

Parameter	Units	Blank Result	Reporting Limit	Analyzed	Qualifiers
Phosphate as P04	mg/L	ND	0.15	09/14/22 13:29	

LABORATORY CONTROL SAMPLE: 3197112

Parameter	Units	Spike Conc.	LCS Result	LCS % Rec	% Rec Limits	Qualifiers
Phosphate as P04	mg/L		1.4			

MATRIX SPIKE & MATRIX SPIKE DUPLICATE: 3197113 3197114

Parameter	Units	50325588001 Result	MS Spike Conc.	MSD Spike Conc.	MS Result	MSD Result	MS % Rec	MSD % Rec	% Rec Limits	RPD	Max RPD	Qual
Phosphate as P04	mg/L	7.9			9.5	9.4				1		

Results presented on this page are in the units indicated by the "Units" column except where an alternate unit is presented to the right of the result.

REPORT OF LABORATORY ANALYSIS

This report shall not be reproduced, except in full,
without the written consent of Pace Analytical Services, LLC.

Pace Analytical Services, LLC
7726 Moller Road
Indianapolis, IN 46268
(317)228-3100

QUALITY CONTROL DATA

Project: Eagle Valley Aug 2022 P1R5
Pace Project No.: 50324977

QC Batch: 695237
QC Batch Method: SM 5310C
Analysis Method: SM 5310C
Analysis Description: 5310C Total Organic Carbon
Laboratory: Pace Analytical Services - Indianapolis
Associated Lab Samples: 50324977001

METHOD BLANK: 3196839 Matrix: Water
Associated Lab Samples: 50324977001

Parameter	Units	Blank Result	Reporting Limit	Analyzed	Qualifiers
Total Organic Carbon	mg/L	ND	1.0	09/13/22 00:31	

LABORATORY CONTROL SAMPLE: 3196840

Parameter	Units	Spike Conc.	LCS Result	LCS % Rec	% Rec Limits	Qualifiers
Total Organic Carbon	mg/L	10	9.5	95	90-110	

MATRIX SPIKE & MATRIX SPIKE DUPLICATE: 3196841 3196842

Parameter	Units	50325192001 Result	MS Spike Conc.	MSD Spike Conc.	MS Result	MSD Result	MS % Rec	MSD % Rec	% Rec Limits	RPD	Max RPD	Qual
Total Organic Carbon	mg/L	12.3	20	20	33.0	32.4	103	100	80-120	2	20	

MATRIX SPIKE SAMPLE: 3196843

Parameter	Units	50325207001 Result	Spike Conc.	MS Result	MS % Rec	% Rec Limits	Qualifiers
Total Organic Carbon	mg/L	4.6	10	14.9	103	80-120	

Results presented on this page are in the units indicated by the "Units" column except where an alternate unit is presented to the right of the result.

REPORT OF LABORATORY ANALYSIS

This report shall not be reproduced, except in full,
without the written consent of Pace Analytical Services, LLC.

Pace Analytical Services, LLC
7726 Moller Road
Indianapolis, IN 46268
(317)228-3100

QUALITY CONTROL DATA

Project: Eagle Valley Aug 2022 P1R5
Pace Project No.: 50324977

QC Batch: 694810
QC Batch Method: SM 5310C
Analysis Method: SM 5310C
Analysis Description: 5310C Dissolved Organic Carbon
Laboratory: Pace Analytical Services - Indianapolis
Associated Lab Samples: 50324977001

METHOD BLANK: 3194237 Matrix: Water
Associated Lab Samples: 50324977001

Parameter	Units	Blank Result	Reporting Limit	Analyzed	Qualifiers
Dissolved Organic Carbon	mg/L	ND	1.0	09/09/22 00:48	

LABORATORY CONTROL SAMPLE: 3194238

Parameter	Units	Spike Conc.	LCS Result	LCS % Rec	% Rec Limits	Qualifiers
Dissolved Organic Carbon	mg/L	10	9.8	98	90-110	

MATRIX SPIKE & MATRIX SPIKE DUPLICATE: 3194239 3194240

Parameter	Units	50324896001 Result	MS Spike Conc.	MSD Spike Conc.	MS Result	MSD Result	MS % Rec	MSD % Rec	% Rec Limits	RPD	Max RPD	Qual
Dissolved Organic Carbon	mg/L	3.5	20	20	22.7	23.0	96	98	80-120	1	20	

Results presented on this page are in the units indicated by the "Units" column except where an alternate unit is presented to the right of the result.

REPORT OF LABORATORY ANALYSIS

This report shall not be reproduced, except in full,
without the written consent of Pace Analytical Services, LLC.

Pace Analytical Services, LLC
7726 Moller Road
Indianapolis, IN 46268
(317)228-3100

ANALYTICAL RESULTS - RADIOCHEMISTRY

Project: Eagle Valley Aug 2022 P1R5
Pace Project No.: 50324977

Sample: MW-21D **Lab ID: 50324977001** Collected: 09/02/22 12:55 Received: 09/02/22 16:05 Matrix: Water
PWS: Site ID: Sample Type:

Parameters	Method	Act ± Unc (MDC) Carr Trac	Units	Analyzed	CAS No.	Qual
	Pace Analytical Services - Greensburg					
Radium-226	EPA 903.1	**0.225 ± 0.476 (0.704) C:NA T:92%**	pCi/L	09/17/22 16:13	13982-63-3	
	Pace Analytical Services - Greensburg					
Radium-228	EPA 904.0	**-0.108 ± 0.272 (0.667) C:75% T:92%**	pCi/L	09/22/22 15:19	15262-20-1	
	Pace Analytical Services - Greensburg					
Total Radium	Total Radium Calculation	**0.225 ± 0.748 (1.37)**	pCi/L	09/23/22 13:17	7440-14-4	

REPORT OF LABORATORY ANALYSIS

This report shall not be reproduced, except in full,
without the written consent of Pace Analytical Services, LLC.

Pace Analytical Services, LLC
7726 Moller Road
Indianapolis, IN 46268
(317)228-3100

QUALITY CONTROL - RADIOCHEMISTRY

Project: Eagle Valley Aug 2022 P1R5
Pace Project No.: 50324977

QC Batch: 531555
QC Batch Method: EPA 904.0
Analysis Method: EPA 904.0
Analysis Description: 904.0 Radium 228
Laboratory: Pace Analytical Services - Greensburg
Associated Lab Samples: 50324977001

METHOD BLANK: 2578532 Matrix: Water
Associated Lab Samples: 50324977001

Parameter	Act ± Unc (MDC) Carr Trac	Units	Analyzed	Qualifiers
Radium-228	0.600 ± 0.328 (0.569) C:67% T:99%	pCi/L	09/22/22 11:46	

Results presented on this page are in the units indicated by the "Units" column except where an alternate unit is presented to the right of the result.

REPORT OF LABORATORY ANALYSIS

This report shall not be reproduced, except in full,
without the written consent of Pace Analytical Services, LLC.

Pace Analytical Services, LLC
7726 Moller Road
Indianapolis, IN 46268
(317)228-3100

QUALITY CONTROL - RADIOCHEMISTRY

Project: Eagle Valley Aug 2022 P1R5
Pace Project No.: 50324977

QC Batch: 531554
QC Batch Method: EPA 903.1
Analysis Method: EPA 903.1
Analysis Description: 903.1 Radium-226
Laboratory: Pace Analytical Services - Greensburg
Associated Lab Samples: 50324977001

METHOD BLANK: 2578529 Matrix: Water
Associated Lab Samples: 50324977001

Parameter	Act ± Unc (MDC) Carr Trac	Units	Analyzed	Qualifiers
Radium-226	0.104 ± 0.237 (0.141) C:NA T:97%	pCi/L	09/17/22 15:58	

Results presented on this page are in the units indicated by the "Units" column except where an alternate unit is presented to the right of the result.

REPORT OF LABORATORY ANALYSIS

This report shall not be reproduced, except in full,
without the written consent of Pace Analytical Services, LLC.

Pace Analytical Services, LLC
7726 Moller Road
Indianapolis, IN 46268
(317)228-3100

QUALIFIERS

Project: Eagle Valley Aug 2022 P1R5
Pace Project No.: 50324977

DEFINITIONS

DF - Dilution Factor, if reported, represents the factor applied to the reported data due to dilution of the sample aliquot.

ND - Not Detected at or above adjusted reporting limit.

TNTC - Too Numerous To Count

J - Estimated concentration above the adjusted method detection limit and below the adjusted reporting limit.

MDL - Adjusted Method Detection Limit.

PQL - Practical Quantitation Limit.

RL - Reporting Limit - The lowest concentration value that meets project requirements for quantitative data with known precision and bias for a specific analyte in a specific matrix.

S - Surrogate

1,2-Diphenylhydrazine decomposes to and cannot be separated from Azobenzene using Method 8270. The result for each analyte is a combined concentration.

Consistent with EPA guidelines, unrounded data are displayed and have been used to calculate % recovery and RPD values.

LCS(D) - Laboratory Control Sample (Duplicate)

MS(D) - Matrix Spike (Duplicate)

DUP - Sample Duplicate

RPD - Relative Percent Difference

NC - Not Calculable.

SG - Silica Gel - Clean-Up

U - Indicates the compound was analyzed for, but not detected.

N-Nitrosodiphenylamine decomposes and cannot be separated from Diphenylamine using Method 8270. The result reported for each analyte is a combined concentration.

Reported results are not rounded until the final step prior to reporting. Therefore, calculated parameters that are typically reported as "Total" may vary slightly from the sum of the reported component parameters.

Act - Activity

Unc - Uncertainty: SDWA = 1.96 sigma count uncertainty, all other matrices = Expanded Uncertainty (95% confidence interval). Gamma Spec = Expanded Uncertainty (95.4% Confidence Interval)

(MDC) - Minimum Detectable Concentration

Trac - Tracer Recovery (%)

Carr - Carrier Recovery (%)

Pace Analytical is TNI accredited. Contact your Pace PM for the current list of accredited analytes.

TNI - The NELAC Institute.

ANALYTE QUALIFIERS

H3	Sample was received or analysis requested beyond the recognized method holding time.
N2	The lab does not hold NELAC/TNI accreditation for this parameter but other accreditations/certifications may apply. A complete list of accreditations/certifications is available upon request.
P6	Matrix spike recovery was outside laboratory control limits due to a parent sample concentration notably higher than the spike level.

This report shall not be reproduced, except in full,
without the written consent of Pace Analytical Services, LLC.

Pace Analytical Services, LLC
7726 Moller Road
Indianapolis, IN 46268
(317)228-3100

QUALITY CONTROL DATA CROSS REFERENCE TABLE

Project: Eagle Valley Aug 2022 P1R5
Pace Project No.: 50324977

Lab ID	Sample ID	QC Batch Method	QC Batch	Analytical Method	Analytical Batch
50324977001	**MW-21D**	EPA 9056	694237		
50324977001	**MW-21D**	EPA 3010	695612	EPA 6010	696319
50324977001	**MW-21D**	EPA 3010	695595	EPA 6010	696078
50324977001	**MW-21D**	EPA 200.2	694723	EPA 6020	695049
50324977001	**MW-21D**	EPA 903.1	531554		
50324977001	**MW-21D**	EPA 904.0	531555		
50324977001	**MW-21D**	Total Radium Calculation	535039		
50324977001	**MW-21D**	SM 2320B	694341		
50324977001	**MW-21D**	SM 2540C	694491		
50324977001	**MW-21D**	SM 4500-H+B	694345		
50324977001	**MW-21D**	SM 4500-S2-D	694314		
50324977001	**MW-21D**	HACH 8146	694837		
50324977001	**MW-21D**	EPA 353.2	694206		
50324977001	**MW-21D**	EPA 365.1	695328	EPA 365.1	695776
50324977001	**MW-21D**	SM 5310C	695237		
50324977001	**MW-21D**	SM 5310C	694810		

This report shall not be reproduced, except in full,
without the written consent of Pace Analytical Services, LLC.

Pace

CHAIN-OF-CUSTODY / Analytical Request D

The Chain-of-Custody is a LEGAL DOCUMENT. All relevant fields m

Submitting a sample via this chain of custody constitutes acknowledgment and acceptance of the Pace Terms and Conditions found at https://info.pa

WO# : 50324977

50324977

Section A Required Client Information:	Section B Required Project Information:	Section C Invoice Information:	
Company: Atlas Indianapolis	Report To: Mark Breting	Attention: Accounts Payable - Paula Sedar	
Address: 7988 Centerpoint Drive	Copy To:	Company Name: Atlas Indianapolis	Regulatory Agency
Suite 100, Indianapolis, IN 46256		Address:	
Email: mark.breting@oneatlas.com	Purchase Order #:	Pace Quote:	
Phone: 317-313-8306 Fax:	Project Name: Eagle Valley Aug 2022 P1R5	Pace Project Manager: hayden.putt@pacelabs.com,	State / Location
Requested Due Date:	Project #:	Pace Profile #: 10498/22	IN

SAMPLE ID
One Character per box.
(A-Z, 0-9 / , -)
Sample Ids must be unique

MATRIX	CODE
Drinking Water	DW
Water	WT
Waste Water	WW
Product	P
Soil/Solid	SL
Oil	OL
Wipe	WP
Air	AR
Other	OT
Tissue	TS

ITEM #	SAMPLE ID	MATRIX CODE (see valid codes to left)	SAMPLE TYPE (G=GRAB C=COMP)	COLLECTED START DATE	COLLECTED START TIME	COLLECTED END DATE	COLLECTED END TIME	SAMPLE TEMP AT COLLECTION	# OF CONTAINERS	Preservatives: Unpreserved	H2SO4	HNO3	HCl	NaOH	Na2S2O3	Methanol	Other	Analyses Test Y/N	Metals, Total 6010 6020	Field Filtered Mn 6010	TDS 2540C/pH 4500+B	TOC by 5310	DOC by 5310	Alkalinity/Ferrous Fe	Nitrate,Nitrite 353.2-WET	Sulfide 4500S2D	Phosphate 365.1	(Cl,F,SO4) 9056	Rad-226/228 + Sum		Residual Chlorine (Y/N)	
																		Requested Analysis Filtered (Y/N)														
1	MW-21D	W	G	9/2	1255				11	4	2	4			1				✓	✓	✓	✓	✓	✓	✓	✓	✓	✓			
2																															
3																															
4																															
5																															
6																															
7																															
8																															
9																															
10																															
11																															
12																															

ADDITIONAL COMMENTS	RELINQUISHED BY / AFFILIATION	DATE	TIME	ACCEPTED BY / AFFILIATION	DATE	TIME	SAMPLE CONDITIONS			
6010-Al,Ba,B,Fe,Mn,Mo,Ca,Mg,Na,K,Li,SiO2 6020-Co,As,Sb,Se		9/2	1605	Jennifer Hardin	9/2/22	16:05	19.0	Y	N	Y
Alkalinity - Total, Carb and Bicarb										

SAMPLER NAME AND SIGNATURE				
PRINT Name of SAMPLER:	Patricia Hopper		TEMP in C	Received on Ice (Y/N)
SIGNATURE of SAMPLER:		DATE Signed: 9/2		Custody Sealed Cooler (Y/N)
				Samples Intact (Y/N)

Pace

SAMPLE CONDITION UPON RECEIPT FORM

Date/Time and Initials of person examining contents: 9/2/22 16:34 AH

1. **Courier:** ☐ FED EX ☐ UPS ☑ CLIENT ☐ PACE ☐ USPS ☐ OTHER _____
2. **Custody Seal on Cooler/Box Present:** ☐ Yes ☒ No
   (If yes)Seals Intact: ☐ Yes ☐ No **(leave blank if no seals were present)**
3. **Thermometer:** 1 2 3 4 5 6 **A** B C D E F
4. **Cooler Temperature(s):** 19.0/19.0 | | | |
   (Initial/Corrected) RECORD TEMPS OF ALL COOLERS RECEIVED (use Comments below to add more)
5. **Packing Material:** ☐ Bubble Wrap ☐ Bubble Bags ☒ None ☐ Other _____
6. **Ice Type:** ☒ Wet ☐ Blue ☐ None
7. **If temp. is over 6°C or under 0°C, was the PM notified?:** ☐ Yes ☒ No
   Cooler temp should be above freezing to 6°C

Same day sample

All discrepancies will be written out in the comments section below.

	Yes	No		Yes	No	N/A
USDA Regulated Soils? (HI, ID, NY, WA, OR,CA, NM, TX, OK, AR, LA, TN, AL, MS, NC, SC, GA, FL, or Puerto Rico)		✓	All containers needing acid/base preservation have been pH CHECKED?: **Exceptions: VOA, coliform, LLHg, O&G, RAD CHEM, and any container with a septum cap or preserved with HCl.** Circle: **HNO3 (<2) H2SO4 (<2) NaOH (>10) NaOH/ZnAc (>9)** Any non-conformance to pH recommendations will be noted on the container count form	✓		
Short Hold Time Analysis (48 hours or less)? **Analysis:** Nitrate	✓					
Time 5035A TC placed in Freezer or Short Holds To Lab	Time: 17:25			Present	Absent	N/A
			Residual Chlorine Check (SVOC 625 Pest/PCB 608)			✓
Rush TAT Requested (4 days or less):		✓	Residual Chlorine Check (Total/Amenable/Free Cyanide)		✓	
Custody Signatures Present?	✓		Headspace Wisconsin Sulfide?			✓
Containers Intact?:	✓		Headspace in VOA Vials (>6mm): See Containter Count form for details	Present	Absent	No VOA Vials Sent ✓
Sample Label (IDs/Dates/Times) Match COC?: Except TCs, which only require sample ID	✓		Trip Blank Present?		✓	
Extra labels on Terracore Vials? (soils only)		✓	Trip Blank Custody Seals?:			✓

COMMENTS:

COC PAGE 1 of 1

Sample Container Count

** Place a RED dot on containers that are out of conformance **

			VIALS						AMBER GLASS							PLASTIC									OTHER					Nitric	Sulfuric	Sodium Hydroxide	Sodium Hydroxide/ ZnAc
		MeOH (only)																											Red	Yellow	Green	Black
		SBS																														
		DI																														
COC Line Item	WGFU	R	DG9H	VG9H	VOA VIAL HS (>6mm)	VG9U	DG9U	VG9T	AG0U	AG1H	AG1U	AG2U	AG3S	AG3SF	AG3C	BP1U	BP1N	BP2U	BP3U	BP3N	BP3F	BP3S	BP3B	BP3Z	CG3H	Syringe Kit			Matrix	HNO3 <2	H2SO4 <2	NaOH >10	NaOH/Zn Ac >9
1													1	1			2	1	2	1	1	1		1					WT	✓	✓		✓
2																																
3																																
4																																
5																																
6																																
7																																
8																																
9																																
10																																
11																																
12																																

Container Codes

Glass

DG9H	40mL HCl amber voa vial	BG1T	1L Na Thiosulfate clear glass
DG9P	40mL TSP amber vial	BG1U	1L unpreserved glass
DG9S	40mL H2SO4 amber vial	BG3H	250mL HCl Clear Glass
DG9T	40mL Na Thio amber vial	BG3U	250mL Unpres Clear Glass
DG9U	40mL unpreserved amber vial	AG0U	100mL unpres amber glass
VG9H	40mL HCl clear vial	AG1H	1L HCl amber glass
VG9T	40mL Na Thio. clear vial	AG1S	1L H2SO4 amber glass
VG9U	40mL unpreserved clear vial	AG1T	1L Na Thiosulfate amber glass
I	40mL w/hexane wipe vial	AG1U	1liter unpres amber glass
~~WGKU~~	~~8oz unpreserved clear jar~~	~~AG2N~~	~~500mL HNO3 amber glass~~
WGFU	4oz clear soil jar	AG2S	500mL H2SO4 amber glass
JGFU	4oz unpreserved amber wide	AG2U	500mL unpres amber glass
CG3H	250mL clear glass HCl	AG3S	250mL H2SO4 amber glass
BG1H	1L HCl clear glass	AG3SF	250mL H2SO4 amb glass -field filtered
BG1S	1L H2SO4 clear glass	AG3U	250mL unpres amber glass
GN	General	AG3C	250mL NaOH amber glass

Plastic

BP1B	1L NaOH plastic	BP4U	125mL unpreserved plastic
BP1N	1L HNO3 plastic	BP4N	125mL HNO3 plastic
BP1S	1L H2SO4 plastic	BP4S	125mL H2SO4 plastic
BP1U	1L unpreserved plastic		
BP1Z	1L NaOH, Zn, Ac		
BP2N	500mL HNO3 plastic		
BP2C	500mL NaOH plastic		
BP2S	500mL H2SO4 plastic		
BP2U	500mL unpreserved plastic		
~~BP2Z~~	~~500mL NaOH, Zn Ac~~		
BP3B	250mL NaOH plastic		
BP3N	250mL HNO3 plastic		
BP3F	250mL HNO3 plastic-field filtered		
BP3U	250mL unpreserved plastic		
BP3S	250mL H2SO4 plastic		
BP3Z	250mL NaOH, ZnAc plastic		

Miscellaneous

Syringe Kit	LL Cr+6 sampling kit
ZPLC	Ziploc Bag
R	Terracore Kit
SP5T	120mL Coliform Sodium Thiosulfate
T	Tedlar Bag (air sample)
U	Summa Can (air sample)
WT	Water
SL	Solid Solid
OL	Oil
NAL	Non-aqueous liquid
WP	Wipe

Pace Analytical Services, LLC
7726 Moller Road
Indianapolis, IN 46268
(317)228-3100

December 27, 2022

Mr. Mark Breting
ATC Group Services
7988 Centerpoint Drive
Suite 100
Indianapolis, IN 46256

RE: Project: Eagle Valley Aug 2022 P1R5
Pace Project No.: 50325517

Dear Mr. Breting:

Enclosed are the analytical results for sample(s) received by the laboratory on September 09, 2022. The results relate only to the samples included in this report. Results reported herein conform to the applicable TNI/NELAC Standards and the laboratory's Quality Manual, where applicable, unless otherwise noted in the body of the report.

The test results provided in this final report were generated by each of the following laboratories within the Pace Network:

- Pace Analytical Services - Indianapolis
- Pace Analytical Services - Greensburg

If you have any questions concerning this report, please feel free to contact me.

Sincerely,

Hayden Putt
hayden.putt@pacelabs.com
(317)228-3145
Project Manager

Enclosures

cc: Mr. Robert Miller, Haley & Aldrich

Pace Analytical Services, LLC
7726 Moller Road
Indianapolis, IN 46268
(317)228-3100

CERTIFICATIONS

Project: Eagle Valley Aug 2022 P1R5
Pace Project No.: 50325517

Pace Analytical Services Pennsylvania

1638 Roseytown Rd Suites 2,3&4, Greensburg, PA 15601
ANAB DOD-ELAP Rad Accreditation #: L2417
Alabama Certification #: 41590
Arizona Certification #: AZ0734
Arkansas Certification
California Certification #: 04222CA
Colorado Certification #: PA01547
Connecticut Certification #: PH-0694
Delaware Certification
EPA Region 4 DW Rad
Florida/TNI Certification #: E87683
Georgia Certification #: C040
Florida: Cert E871149 SEKS WET
Guam Certification
Hawaii Certification
Idaho Certification
Illinois Certification
Indiana Certification
Iowa Certification #: 391
Kansas/TNI Certification #: E-10358
Kentucky Certification #: KY90133
KY WW Permit #: KY0098221
KY WW Permit #: KY0000221
Louisiana DHH/TNI Certification #: LA180012
Louisiana DEQ/TNI Certification #: 4086
Maine Certification #: 2017020
Maryland Certification #: 308
Massachusetts Certification #: M-PA1457
Michigan/PADEP Certification #: 9991
Missouri Certification #: 235
Montana Certification #: Cert0082
Nebraska Certification #: NE-OS-29-14
Nevada Certification #: PA014572018-1
New Hampshire/TNI Certification #: 297617
New Jersey/TNI Certification #: PA051
New Mexico Certification #: PA01457
New York/TNI Certification #: 10888
North Carolina Certification #: 42706
North Dakota Certification #: R-190
Ohio EPA Rad Approval: #41249
Oregon/TNI Certification #: PA200002-010
Pennsylvania/TNI Certification #: 65-00282
Puerto Rico Certification #: PA01457
Rhode Island Certification #: 65-00282
South Dakota Certification
Tennessee Certification #: 02867
Texas/TNI Certification #: T104704188-17-3
Utah/TNI Certification #: PA014572017-9
USDA Soil Permit #: P330-17-00091
Vermont Dept. of Health: ID# VT-0282
Virgin Island/PADEP Certification
Virginia/VELAP Certification #: 460198
Washington Certification #: C868
West Virginia DEP Certification #: 143
West Virginia DHHR Certification #: 9964C
Wisconsin Approve List for Rad
Wyoming Certification #: 8TMS-L

Pace Analytical Services Indianapolis

7726 Moller Road, Indianapolis, IN 46268
Illinois Accreditation #: 200074
Indiana Drinking Water Laboratory #: C-49-06
Kansas/TNI Certification #: E-10177
Kentucky UST Agency Interest #: 80226
Kentucky WW Laboratory ID #: 98019
Michigan Drinking Water Laboratory #9050
Ohio VAP Certified Laboratory #: CL0065
Oklahoma Laboratory #: 9204
Texas Certification #: T104704355
Wisconsin Laboratory #: 999788130
USDA Soil Permit #: P330-19-00257

This report shall not be reproduced, except in full,
without the written consent of Pace Analytical Services, LLC.

Pace Analytical Services, LLC
7726 Moller Road
Indianapolis, IN 46268
(317)228-3100

SAMPLE SUMMARY

Project: Eagle Valley Aug 2022 P1R5
Pace Project No.: 50325517

Lab ID	Sample ID	Matrix	Date Collected	Date Received
50325517001	**MW-21S**	Water	09/09/22 13:15	09/09/22 15:56
50325517002	**MW-21I**	Water	09/09/22 11:15	09/09/22 15:56

This report shall not be reproduced, except in full,
without the written consent of Pace Analytical Services, LLC.

Pace Analytical Services, LLC
7726 Moller Road
Indianapolis, IN 46268
(317)228-3100

SAMPLE ANALYTE COUNT

Project: Eagle Valley Aug 2022 P1R5
Pace Project No.: 50325517

Lab ID	Sample ID	Method	Analysts	Analytes Reported	Laboratory
50325517001	**MW-21S**	EPA 9056	RMR	3	PASI-I
		EPA 6010	MTM	12	PASI-I
		EPA 6010	DJS	2	PASI-I
		EPA 6020	DMT	4	PASI-I
		EPA 903.1	SLC	1	PASI-PA
		EPA 904.0	VAL	1	PASI-PA
		Total Radium Calculation	JAL	1	PASI-PA
		SM 2320B	TRK	3	PASI-I
		SM 2540C	AEL	1	PASI-I
		SM 4500-H+B	TRK	1	PASI-I
		SM 4500-S2-D	BEP	1	PASI-I
		HACH 8146	ZM	1	PASI-I
		EPA 353.2	OAS	2	PASI-I
		EPA 365.1	ZM	1	PASI-I
		SM 5310C	ATS	1	PASI-I
		SM 5310C	ATS	1	PASI-I
50325517002	**MW-21I**	EPA 9056	RMR	3	PASI-I
		EPA 6010	MTM	12	PASI-I
		EPA 6010	DJS	2	PASI-I
		EPA 6020	DMT	4	PASI-I
		EPA 903.1	SLC	1	PASI-PA
		EPA 904.0	VAL	1	PASI-PA
		Total Radium Calculation	JAL	1	PASI-PA
		SM 2320B	TRK	3	PASI-I
		SM 2540C	AEL	1	PASI-I
		SM 4500-H+B	TRK	1	PASI-I
		SM 4500-S2-D	BEP	1	PASI-I
		HACH 8146	ZM	1	PASI-I
		EPA 353.2	OAS	2	PASI-I
		EPA 365.1	ZM	1	PASI-I
		SM 5310C	ATS	1	PASI-I
		SM 5310C	ATS	1	PASI-I

PASI-I = Pace Analytical Services - Indianapolis
PASI-PA = Pace Analytical Services - Greensburg

This report shall not be reproduced, except in full,
without the written consent of Pace Analytical Services, LLC.

Pace Analytical Services, LLC
7726 Moller Road
Indianapolis, IN 46268
(317)228-3100

SUMMARY OF DETECTION

Project: Eagle Valley Aug 2022 P1R5
Pace Project No.: 50325517

Lab Sample ID / Method	Client Sample ID / Parameters	Result	Units	Report Limit	Analyzed	Qualifiers
50325517001	**MW-21S**					
EPA 9056	Chloride	58.0	mg/L	2.5	09/14/22 13:14	
EPA 9056	Fluoride	0.21	mg/L	0.10	09/14/22 12:58	
EPA 9056	Sulfate	40.4	mg/L	2.5	09/14/22 13:14	
EPA 6010	Aluminum	1120	ug/L	200	09/22/22 15:47	
EPA 6010	Barium	112	ug/L	10.0	09/22/22 15:47	
EPA 6010	Boron	168	ug/L	100	09/22/22 15:47	
EPA 6010	Calcium	193000	ug/L	1000	09/22/22 15:47	
EPA 6010	Iron	7390	ug/L	100	09/22/22 15:47	
EPA 6010	Lithium	30.9	ug/L	20.0	09/22/22 15:47	
EPA 6010	Magnesium	66600	ug/L	1000	09/22/22 15:47	
EPA 6010	Manganese	271	ug/L	10.0	09/22/22 15:47	
EPA 6010	Potassium	3110	ug/L	1000	09/22/22 15:47	
EPA 6010	Silica	20700	ug/L	450	09/22/22 15:47	N2
EPA 6010	Sodium	24200	ug/L	1000	09/22/22 15:47	
EPA 6010	Manganese, Dissolved	141	ug/L	10.0	09/20/22 15:56	
EPA 903.1	Radium-226	-0.0678 ± 0.352 (0.815) C:NA T:99%	pCi/L		09/20/22 13:15	
EPA 904.0	Radium-228	0.0161 ± 0.312 (0.723) C:74% T:92%	pCi/L		09/28/22 15:27	
Total Radium Calculation	Total Radium	0.0161 ± 0.664 (1.54)	pCi/L		10/03/22 12:21	
SM 2320B	Alkalinity, Total as CaCO3	172	mg/L	10.0	09/12/22 15:48	
SM 2320B	Alkalinity,Bicarbonate (CaCO3)	172	mg/L	10.0	09/12/22 15:48	
SM 2540C	Total Dissolved Solids	318	mg/L	10.0	09/15/22 12:29	
SM 4500-H+B	pH at 25 Degrees C	7.6	Std. Units	0.10	09/12/22 16:24	H3
SM 5310C	Total Organic Carbon	1.7	mg/L	1.0	09/14/22 00:56	
SM 5310C	Dissolved Organic Carbon	1.5	mg/L	1.0	09/13/22 22:33	
50325517002	**MW-21I**					
EPA 9056	Chloride	15.6	mg/L	2.5	09/14/22 14:02	
EPA 9056	Sulfate	39.8	mg/L	2.5	09/14/22 14:02	
EPA 6010	Aluminum	210	ug/L	200	09/22/22 15:49	
EPA 6010	Barium	23.4	ug/L	10.0	09/22/22 15:49	
EPA 6010	Calcium	50600	ug/L	1000	09/22/22 15:49	
EPA 6010	Iron	466	ug/L	100	09/22/22 15:49	
EPA 6010	Magnesium	16000	ug/L	1000	09/22/22 15:49	
EPA 6010	Manganese	124	ug/L	10.0	09/22/22 15:49	
EPA 6010	Potassium	3410	ug/L	1000	09/22/22 15:49	
EPA 6010	Silica	7100	ug/L	450	09/22/22 15:49	N2
EPA 6010	Sodium	38100	ug/L	1000	09/22/22 15:49	
EPA 6010	Manganese, Dissolved	106	ug/L	10.0	09/20/22 15:59	
EPA 6020	Selenium	3.5	ug/L	1.0	09/13/22 11:44	

REPORT OF LABORATORY ANALYSIS

This report shall not be reproduced, except in full,
without the written consent of Pace Analytical Services, LLC.

Pace Analytical Services, LLC
7726 Moller Road
Indianapolis, IN 46268
(317)228-3100

SUMMARY OF DETECTION

Project: Eagle Valley Aug 2022 P1R5
Pace Project No.: 50325517

Lab Sample ID / Method	Client Sample ID / Parameters	Result	Units	Report Limit	Analyzed	Qualifiers
50325517002	**MW-21I**					
EPA 903.1	Radium-226	0.268 ± 0.416 (0.721) C:NA T:93%	pCi/L		09/20/22 13:15	
EPA 904.0	Radium-228	0.700 ± 0.359 (0.622) C:75% T:96%	pCi/L		09/28/22 15:27	
Total Radium Calculation	Total Radium	0.968 ± 0.775 (1.34)	pCi/L		10/03/22 12:21	
SM 2320B	Alkalinity, Total as CaCO3	273	mg/L	10.0	09/12/22 15:48	
SM 2320B	Alkalinity,Bicarbonate (CaCO3)	273	mg/L	10.0	09/12/22 15:48	
SM 2540C	Total Dissolved Solids	396	mg/L	10.0	09/15/22 12:31	
SM 4500-H+B	pH at 25 Degrees C	7.4	Std. Units	0.10	09/12/22 16:26	H3
EPA 353.2	Nitrogen, Nitrate	7.1	mg/L	0.50	09/10/22 11:02	

REPORT OF LABORATORY ANALYSIS

This report shall not be reproduced, except in full,
without the written consent of Pace Analytical Services, LLC.

Pace Analytical Services, LLC
7726 Moller Road
Indianapolis, IN 46268
(317)228-3100

ANALYTICAL RESULTS

Project: Eagle Valley Aug 2022 P1R5
Pace Project No.: 50325517

Sample: MW-21S **Lab ID: 50325517001** Collected: 09/09/22 13:15 Received: 09/09/22 15:56 Matrix: Water

Parameters	Results	Units	Report Limit	DF	Prepared	Analyzed	CAS No.	Qual
9056 IC Anions	Analytical Method: EPA 9056							
	Pace Analytical Services - Indianapolis							
Chloride	**58.0**	mg/L	2.5	10		09/14/22 13:14	16887-00-6	
Fluoride	**0.21**	mg/L	0.10	1		09/14/22 12:58	16984-48-8	
Sulfate	**40.4**	mg/L	2.5	10		09/14/22 13:14	14808-79-8	
6010 MET ICP	Analytical Method: EPA 6010 Preparation Method: EPA 3010							
	Pace Analytical Services - Indianapolis							
Aluminum	**1120**	ug/L	200	1	09/21/22 09:17	09/22/22 15:47	7429-90-5	
Barium	**112**	ug/L	10.0	1	09/21/22 09:17	09/22/22 15:47	7440-39-3	
Boron	**168**	ug/L	100	1	09/21/22 09:17	09/22/22 15:47	7440-42-8	
Calcium	**193000**	ug/L	1000	1	09/21/22 09:17	09/22/22 15:47	7440-70-2	
Iron	**7390**	ug/L	100	1	09/21/22 09:17	09/22/22 15:47	7439-89-6	
Lithium	**30.9**	ug/L	20.0	1	09/21/22 09:17	09/22/22 15:47	7439-93-2	
Magnesium	**66600**	ug/L	1000	1	09/21/22 09:17	09/22/22 15:47	7439-95-4	
Manganese	**271**	ug/L	10.0	1	09/21/22 09:17	09/22/22 15:47	7439-96-5	
Molybdenum	ND	ug/L	10.0	1	09/21/22 09:17	09/22/22 15:47	7439-98-7	
Potassium	**3110**	ug/L	1000	1	09/21/22 09:17	09/22/22 15:47	7440-09-7	
Silica	**20700**	ug/L	450	1	09/21/22 09:17	09/22/22 15:47	7631-86-9	N2
Sodium	**24200**	ug/L	1000	1	09/21/22 09:17	09/22/22 15:47	7440-23-5	
6010 MET ICP, Dissolved	Analytical Method: EPA 6010 Preparation Method: EPA 3010							
	Pace Analytical Services - Indianapolis							
Manganese, Dissolved	**141**	ug/L	10.0	1	09/19/22 12:41	09/20/22 15:56	7439-96-5	
Molybdenum, Dissolved	ND	ug/L	10.0	1	09/19/22 12:41	09/20/22 15:56	7439-98-7	
6020 MET ICPMS	Analytical Method: EPA 6020 Preparation Method: EPA 200.2							
	Pace Analytical Services - Indianapolis							
Antimony	ND	ug/L	1.0	1	09/11/22 15:45	09/13/22 11:32	7440-36-0	
Arsenic	ND	ug/L	1.0	1	09/11/22 15:45	09/13/22 11:32	7440-38-2	
Cobalt	ND	ug/L	1.0	1	09/11/22 15:45	09/13/22 11:32	7440-48-4	
Selenium	ND	ug/L	1.0	1	09/11/22 15:45	09/13/22 11:32	7782-49-2	
2320B Alkalinity	Analytical Method: SM 2320B							
	Pace Analytical Services - Indianapolis							
Alkalinity, Total as CaCO3	**172**	mg/L	10.0	1		09/12/22 15:48		
Alkalinity,Bicarbonate (CaCO3)	**172**	mg/L	10.0	1		09/12/22 15:48		
Alkalinity,Carbonate (CaCO3)	ND	mg/L	10.0	1		09/12/22 15:48		
2540C Total Dissolved Solids	Analytical Method: SM 2540C							
	Pace Analytical Services - Indianapolis							
Total Dissolved Solids	**318**	mg/L	10.0	1		09/15/22 12:29		
4500H+ pH, Electrometric	Analytical Method: SM 4500-H+B							
	Pace Analytical Services - Indianapolis							
pH at 25 Degrees C	**7.6**	Std. Units	0.10	1		09/12/22 16:24		H3

REPORT OF LABORATORY ANALYSIS

This report shall not be reproduced, except in full,
without the written consent of Pace Analytical Services, LLC.

Pace Analytical Services, LLC
7726 Moller Road
Indianapolis, IN 46268
(317)228-3100

ANALYTICAL RESULTS

Project: Eagle Valley Aug 2022 P1R5
Pace Project No.: 50325517

Sample: MW-21S **Lab ID: 50325517001** Collected: 09/09/22 13:15 Received: 09/09/22 15:56 Matrix: Water

Parameters	Results	Units	Report Limit	DF	Prepared	Analyzed	CAS No.	Qual
4500S2D Sulfide Water	Analytical Method: SM 4500-S2-D Pace Analytical Services - Indianapolis							
Sulfide	ND	mg/L	0.10	1		09/14/22 10:21	18496-25-8	
Iron, Ferrous	Analytical Method: HACH 8146 Pace Analytical Services - Indianapolis							
Iron, Ferrous	ND	mg/L	0.20	1		09/15/22 18:38	15438-31-0	H3,N2
353.2 Nitrogen, NO2/NO3 unpres	Analytical Method: EPA 353.2 Pace Analytical Services - Indianapolis							
Nitrogen, Nitrate	ND	mg/L	0.10	1		09/10/22 10:53	14797-55-8	
Nitrogen, Nitrite	ND	mg/L	0.10	1		09/10/22 10:53	14797-65-0	
365.1 Total Phosphorus	Analytical Method: EPA 365.1 Preparation Method: EPA 365.1 Pace Analytical Services - Indianapolis							
Phosphate as P04	ND	mg/L	0.15	1	09/15/22 11:00	09/20/22 15:00		
5310C TOC	Analytical Method: SM 5310C Pace Analytical Services - Indianapolis							
Total Organic Carbon	**1.7**	mg/L	1.0	1		09/14/22 00:56	7440-44-0	
5310C Dissolved Organic Carbon	Analytical Method: SM 5310C Pace Analytical Services - Indianapolis							
Dissolved Organic Carbon	**1.5**	mg/L	1.0	1		09/13/22 22:33		

REPORT OF LABORATORY ANALYSIS

This report shall not be reproduced, except in full,
without the written consent of Pace Analytical Services, LLC.

Pace Analytical Services, LLC
7726 Moller Road
Indianapolis, IN 46268
(317)228-3100

ANALYTICAL RESULTS

Project: Eagle Valley Aug 2022 P1R5
Pace Project No.: 50325517

Sample: MW-21I **Lab ID: 50325517002** Collected: 09/09/22 11:15 Received: 09/09/22 15:56 Matrix: Water

Parameters	Results	Units	Report Limit	DF	Prepared	Analyzed	CAS No.	Qual
9056 IC Anions	Analytical Method: EPA 9056							
	Pace Analytical Services - Indianapolis							
Chloride	**15.6**	mg/L	2.5	10		09/14/22 14:02	16887-00-6	
Fluoride	ND	mg/L	0.10	1		09/14/22 13:46	16984-48-8	
Sulfate	**39.8**	mg/L	2.5	10		09/14/22 14:02	14808-79-8	
6010 MET ICP	Analytical Method: EPA 6010 Preparation Method: EPA 3010							
	Pace Analytical Services - Indianapolis							
Aluminum	**210**	ug/L	200	1	09/21/22 09:17	09/22/22 15:49	7429-90-5	
Barium	**23.4**	ug/L	10.0	1	09/21/22 09:17	09/22/22 15:49	7440-39-3	
Boron	ND	ug/L	100	1	09/21/22 09:17	09/22/22 15:49	7440-42-8	
Calcium	**50600**	ug/L	1000	1	09/21/22 09:17	09/22/22 15:49	7440-70-2	
Iron	**466**	ug/L	100	1	09/21/22 09:17	09/22/22 15:49	7439-89-6	
Lithium	ND	ug/L	20.0	1	09/21/22 09:17	09/22/22 15:49	7439-93-2	
Magnesium	**16000**	ug/L	1000	1	09/21/22 09:17	09/22/22 15:49	7439-95-4	
Manganese	**124**	ug/L	10.0	1	09/21/22 09:17	09/22/22 15:49	7439-96-5	
Molybdenum	ND	ug/L	10.0	1	09/21/22 09:17	09/22/22 15:49	7439-98-7	
Potassium	**3410**	ug/L	1000	1	09/21/22 09:17	09/22/22 15:49	7440-09-7	
Silica	**7100**	ug/L	450	1	09/21/22 09:17	09/22/22 15:49	7631-86-9	N2
Sodium	**38100**	ug/L	1000	1	09/21/22 09:17	09/22/22 15:49	7440-23-5	
6010 MET ICP, Dissolved	Analytical Method: EPA 6010 Preparation Method: EPA 3010							
	Pace Analytical Services - Indianapolis							
Manganese, Dissolved	**106**	ug/L	10.0	1	09/19/22 12:41	09/20/22 15:59	7439-96-5	
Molybdenum, Dissolved	ND	ug/L	10.0	1	09/19/22 12:41	09/20/22 15:59	7439-98-7	
6020 MET ICPMS	Analytical Method: EPA 6020 Preparation Method: EPA 200.2							
	Pace Analytical Services - Indianapolis							
Antimony	ND	ug/L	1.0	1	09/11/22 15:45	09/13/22 11:44	7440-36-0	
Arsenic	ND	ug/L	1.0	1	09/11/22 15:45	09/13/22 11:44	7440-38-2	
Cobalt	ND	ug/L	1.0	1	09/11/22 15:45	09/13/22 11:44	7440-48-4	
Selenium	**3.5**	ug/L	1.0	1	09/11/22 15:45	09/13/22 11:44	7782-49-2	
2320B Alkalinity	Analytical Method: SM 2320B							
	Pace Analytical Services - Indianapolis							
Alkalinity, Total as CaCO3	**273**	mg/L	10.0	1		09/12/22 15:48		
Alkalinity,Bicarbonate (CaCO3)	**273**	mg/L	10.0	1		09/12/22 15:48		
Alkalinity,Carbonate (CaCO3)	ND	mg/L	10.0	1		09/12/22 15:48		
2540C Total Dissolved Solids	Analytical Method: SM 2540C							
	Pace Analytical Services - Indianapolis							
Total Dissolved Solids	**396**	mg/L	10.0	1		09/15/22 12:31		
4500H+ pH, Electrometric	Analytical Method: SM 4500-H+B							
	Pace Analytical Services - Indianapolis							
pH at 25 Degrees C	**7.4**	Std. Units	0.10	1		09/12/22 16:26		H3

REPORT OF LABORATORY ANALYSIS

This report shall not be reproduced, except in full,
without the written consent of Pace Analytical Services, LLC.

Pace Analytical Services, LLC
7726 Moller Road
Indianapolis, IN 46268
(317)228-3100

ANALYTICAL RESULTS

Project: Eagle Valley Aug 2022 P1R5
Pace Project No.: 50325517

Sample: MW-21I **Lab ID: 50325517002** Collected: 09/09/22 11:15 Received: 09/09/22 15:56 Matrix: Water

Parameters	Results	Units	Report Limit	DF	Prepared	Analyzed	CAS No.	Qual
4500S2D Sulfide Water	Analytical Method: SM 4500-S2-D Pace Analytical Services - Indianapolis							
Sulfide	ND	mg/L	0.10	1		09/14/22 10:21	18496-25-8	
Iron, Ferrous	Analytical Method: HACH 8146 Pace Analytical Services - Indianapolis							
Iron, Ferrous	ND	mg/L	0.20	1		09/15/22 18:37	15438-31-0	H3,N2
353.2 Nitrogen, NO2/NO3 unpres	Analytical Method: EPA 353.2 Pace Analytical Services - Indianapolis							
Nitrogen, Nitrate	**7.1**	mg/L	0.50	5		09/10/22 11:02	14797-55-8	
Nitrogen, Nitrite	ND	mg/L	0.50	5		09/10/22 11:02	14797-65-0	
365.1 Total Phosphorus	Analytical Method: EPA 365.1 Preparation Method: EPA 365.1 Pace Analytical Services - Indianapolis							
Phosphate as P04	ND	mg/L	0.15	1	09/15/22 11:00	09/20/22 15:02		
5310C TOC	Analytical Method: SM 5310C Pace Analytical Services - Indianapolis							
Total Organic Carbon	ND	mg/L	1.0	1		09/14/22 01:06	7440-44-0	
5310C Dissolved Organic Carbon	Analytical Method: SM 5310C Pace Analytical Services - Indianapolis							
Dissolved Organic Carbon	ND	mg/L	1.0	1		09/13/22 22:53		

REPORT OF LABORATORY ANALYSIS

This report shall not be reproduced, except in full,
without the written consent of Pace Analytical Services, LLC.

Pace Analytical Services, LLC
7726 Moller Road
Indianapolis, IN 46268
(317)228-3100

QUALITY CONTROL DATA

Project: Eagle Valley Aug 2022 P1R5
Pace Project No.: 50325517

QC Batch: 695344
QC Batch Method: EPA 9056
Analysis Method: EPA 9056
Analysis Description: 9056 IC Anions
Laboratory: Pace Analytical Services - Indianapolis
Associated Lab Samples: 50325517001, 50325517002

METHOD BLANK: 3197166 Matrix: Water
Associated Lab Samples: 50325517001, 50325517002

Parameter	Units	Blank Result	Reporting Limit	Analyzed	Qualifiers
Chloride	mg/L	ND	0.25	09/14/22 10:48	
Fluoride	mg/L	ND	0.10	09/14/22 10:48	
Sulfate	mg/L	ND	0.25	09/14/22 10:48	

LABORATORY CONTROL SAMPLE: 3197167

Parameter	Units	Spike Conc.	LCS Result	LCS % Rec	% Rec Limits	Qualifiers
Chloride	mg/L	1.2	1.2	94	80-120	
Fluoride	mg/L	0.5	0.52	103	80-120	
Sulfate	mg/L	2.5	2.7	108	80-120	

MATRIX SPIKE & MATRIX SPIKE DUPLICATE: 3197168 3197169

Parameter	Units	50325402011 Result	MS Spike Conc.	MSD Spike Conc.	MS Result	MSD Result	MS % Rec	MSD % Rec	% Rec Limits	RPD	Max RPD	Qual
Chloride	mg/L	13.6	12.5	12.5	25.0	24.7	91	88	80-120	1	15	
Fluoride	mg/L	ND	0.5	0.5	0.59	0.60	98	100	80-120	2	15	
Sulfate	mg/L	518	250	250	728	728	84	84	80-120	0	15	

MATRIX SPIKE & MATRIX SPIKE DUPLICATE: 3197170 3197171

Parameter	Units	50325407003 Result	MS Spike Conc.	MSD Spike Conc.	MS Result	MSD Result	MS % Rec	MSD % Rec	% Rec Limits	RPD	Max RPD	Qual
Chloride	mg/L	24.4	12.5	12.5	36.2	35.8	95	92	80-120	1	15	
Fluoride	mg/L	0.14	0.5	0.5	0.61	0.61	93	93	80-120	0	15	
Sulfate	mg/L	855	250	250	1070	1060	85	84	80-120	0	15	

Results presented on this page are in the units indicated by the "Units" column except where an alternate unit is presented to the right of the result.

REPORT OF LABORATORY ANALYSIS

This report shall not be reproduced, except in full,
without the written consent of Pace Analytical Services, LLC.

Pace Analytical Services, LLC
7726 Moller Road
Indianapolis, IN 46268
(317)228-3100

QUALITY CONTROL DATA

Project: Eagle Valley Aug 2022 P1R5
Pace Project No.: 50325517

QC Batch: 695616
QC Batch Method: EPA 3010
Analysis Method: EPA 6010
Analysis Description: 6010 MET
Laboratory: Pace Analytical Services - Indianapolis
Associated Lab Samples: 50325517001, 50325517002

METHOD BLANK: 3198267 Matrix: Water
Associated Lab Samples: 50325517001, 50325517002

Parameter	Units	Blank Result	Reporting Limit	Analyzed	Qualifiers
Aluminum	ug/L	ND	200	09/22/22 15:00	
Barium	ug/L	ND	10.0	09/22/22 15:00	
Boron	ug/L	ND	100	09/22/22 15:00	
Calcium	ug/L	ND	1000	09/22/22 15:00	
Iron	ug/L	ND	100	09/22/22 15:00	
Lithium	ug/L	ND	20.0	09/22/22 15:00	
Magnesium	ug/L	ND	1000	09/22/22 15:00	
Manganese	ug/L	ND	10.0	09/22/22 15:00	
Molybdenum	ug/L	ND	10.0	09/22/22 15:00	
Potassium	ug/L	ND	1000	09/22/22 15:00	
Silica	ug/L	ND	450	09/22/22 15:00	N2
Sodium	ug/L	ND	1000	09/22/22 15:00	

LABORATORY CONTROL SAMPLE: 3198268

Parameter	Units	Spike Conc.	LCS Result	LCS % Rec	% Rec Limits	Qualifiers
Aluminum	ug/L	10000	9970	100	80-120	
Barium	ug/L	1000	1010	101	80-120	
Boron	ug/L	1000	1000	100	80-120	
Calcium	ug/L	10000	10100	101	80-120	
Iron	ug/L	10000	9890	99	80-120	
Lithium	ug/L	1000	1030	103	80-120	
Magnesium	ug/L	10000	9940	99	80-120	
Manganese	ug/L	1000	980	98	80-120	
Molybdenum	ug/L	1000	1040	104	80-120	
Potassium	ug/L	10000	10000	100	80-120	
Silica	ug/L	10700	10500	98	80-120	N2
Sodium	ug/L	10000	10100	101	80-120	

MATRIX SPIKE & MATRIX SPIKE DUPLICATE: 3198269 3198270

Parameter	Units	50325500013 Result	MS Spike Conc.	MSD Spike Conc.	MS Result	MSD Result	MS % Rec	MSD % Rec	% Rec Limits	RPD	Max RPD	Qual
Aluminum	ug/L	ND	10000	10000	10300	10200	101	100	75-125	1	20	
Barium	ug/L	126	1000	1000	1130	1130	101	100	75-125	0	20	
Boron	ug/L	ND	1000	1000	1080	1070	101	100	75-125	1	20	
Calcium	ug/L	131000	10000	10000	144000	142000	134	116	75-125	1	20	P6

Results presented on this page are in the units indicated by the "Units" column except where an alternate unit is presented to the right of the result.

REPORT OF LABORATORY ANALYSIS

This report shall not be reproduced, except in full,
without the written consent of Pace Analytical Services, LLC.

Pace Analytical Services, LLC
7726 Moller Road
Indianapolis, IN 46268
(317)228-3100

QUALITY CONTROL DATA

Project: Eagle Valley Aug 2022 P1R5
Pace Project No.: 50325517

MATRIX SPIKE & MATRIX SPIKE DUPLICATE: 3198269 3198270

Parameter	Units	50325500013 Result	MS Spike Conc.	MSD Spike Conc.	MS Result	MSD Result	MS % Rec	MSD % Rec	% Rec Limits	RPD	Max RPD	Qual
Iron	ug/L	1110	10000	10000	10700	10800	96	97	75-125	1	20	
Lithium	ug/L	ND	1000	1000	1040	1050	103	104	75-125	0	20	
Magnesium	ug/L	22100	10000	10000	32500	32200	104	101	75-125	1	20	
Manganese	ug/L	2500	1000	1000	3520	3460	102	96	75-125	2	20	
Molybdenum	ug/L	ND	1000	1000	1040	1050	104	104	75-125	0	20	
Potassium	ug/L	ND	10000	10000	10700	10700	102	101	75-125	0	20	
Silica	ug/L	11900	10700	10700	21100	22300	85	97	75-125	6	20	N2
Sodium	ug/L	14000	10000	10000	24600	24300	106	103	75-125	1	20	

Results presented on this page are in the units indicated by the "Units" column except where an alternate unit is presented to the right of the result.

REPORT OF LABORATORY ANALYSIS

This report shall not be reproduced, except in full,
without the written consent of Pace Analytical Services, LLC.

Pace Analytical Services, LLC
7726 Moller Road
Indianapolis, IN 46268
(317)228-3100

QUALITY CONTROL DATA

Project: Eagle Valley Aug 2022 P1R5
Pace Project No.: 50325517

QC Batch: 695598
QC Batch Method: EPA 3010
Analysis Method: EPA 6010
Analysis Description: 6010 MET Dissolved
Laboratory: Pace Analytical Services - Indianapolis
Associated Lab Samples: 50325517001, 50325517002

METHOD BLANK: 3198212 Matrix: Water
Associated Lab Samples: 50325517001, 50325517002

Parameter	Units	Blank Result	Reporting Limit	Analyzed	Qualifiers
Manganese, Dissolved	ug/L	ND	10.0	09/20/22 14:47	
Molybdenum, Dissolved	ug/L	ND	10.0	09/20/22 14:47	

LABORATORY CONTROL SAMPLE: 3198213

Parameter	Units	Spike Conc.	LCS Result	LCS % Rec	% Rec Limits	Qualifiers
Manganese, Dissolved	ug/L	1000	1060	106	80-120	
Molybdenum, Dissolved	ug/L	1000	1100	110	80-120	

MATRIX SPIKE & MATRIX SPIKE DUPLICATE: 3198214 3198215

Parameter	Units	50325500007 Result	MS Spike Conc.	MSD Spike Conc.	MS Result	MSD Result	MS % Rec	MSD % Rec	% Rec Limits	RPD	Max RPD	Qual
Manganese, Dissolved	ug/L	1560	1000	1000	2470	2520	92	97	75-125	2	20	
Molybdenum, Dissolved	ug/L	522	1000	1000	1560	1610	104	109	75-125	3	20	

Results presented on this page are in the units indicated by the "Units" column except where an alternate unit is presented to the right of the result.

REPORT OF LABORATORY ANALYSIS

This report shall not be reproduced, except in full,
without the written consent of Pace Analytical Services, LLC.

Pace Analytical Services, LLC
7726 Moller Road
Indianapolis, IN 46268
(317)228-3100

QUALITY CONTROL DATA

Project: Eagle Valley Aug 2022 P1R5
Pace Project No.: 50325517

QC Batch: 695151
QC Batch Method: EPA 200.2
Analysis Method: EPA 6020
Analysis Description: 6020 MET
Laboratory: Pace Analytical Services - Indianapolis
Associated Lab Samples: 50325517001, 50325517002

METHOD BLANK: 3196430 Matrix: Water
Associated Lab Samples: 50325517001, 50325517002

Parameter	Units	Blank Result	Reporting Limit	Analyzed	Qualifiers
Antimony	ug/L	ND	1.0	09/13/22 09:48	
Arsenic	ug/L	ND	1.0	09/13/22 09:48	
Cobalt	ug/L	ND	1.0	09/13/22 09:48	
Selenium	ug/L	ND	1.0	09/13/22 09:48	

LABORATORY CONTROL SAMPLE: 3196431

Parameter	Units	Spike Conc.	LCS Result	LCS % Rec	% Rec Limits	Qualifiers
Antimony	ug/L	40	42.2	105	80-120	
Arsenic	ug/L	40	39.2	98	80-120	
Cobalt	ug/L	40	41.4	104	80-120	
Selenium	ug/L	40	39.9	100	80-120	

MATRIX SPIKE & MATRIX SPIKE DUPLICATE: 3196432 3196433

Parameter	Units	50325336001 Result	MS Spike Conc.	MSD Spike Conc.	MS Result	MSD Result	MS % Rec	MSD % Rec	% Rec Limits	RPD	Max RPD	Qual
Antimony	ug/L	<2.0	40	40	41.3	41.5	101	101	75-125	1	20	
Arsenic	ug/L	2.0	40	40	37.7	37.5	89	89	75-125	0	20	
Cobalt	ug/L	<15.0	40	40	40.2	40.3	98	98	75-125	0	20	
Selenium	ug/L	<2.0	40	40	38.2	38.1	94	94	75-125	0	20	

Results presented on this page are in the units indicated by the "Units" column except where an alternate unit is presented to the right of the result.

REPORT OF LABORATORY ANALYSIS

This report shall not be reproduced, except in full,
without the written consent of Pace Analytical Services, LLC.

Pace Analytical Services, LLC
7726 Moller Road
Indianapolis, IN 46268
(317)228-3100

QUALITY CONTROL DATA

Project: Eagle Valley Aug 2022 P1R5
Pace Project No.: 50325517

QC Batch: 695252
QC Batch Method: SM 2320B
Analysis Method: SM 2320B
Analysis Description: 2320B Alkalinity
Laboratory: Pace Analytical Services - Indianapolis
Associated Lab Samples: 50325517001, 50325517002

METHOD BLANK: 3196871 Matrix: Water
Associated Lab Samples: 50325517001, 50325517002

Parameter	Units	Blank Result	Reporting Limit	Analyzed	Qualifiers
Alkalinity, Total as CaCO3	mg/L	ND	10.0	09/12/22 15:48	
Alkalinity,Bicarbonate (CaCO3)	mg/L	ND	10.0	09/12/22 15:48	
Alkalinity,Carbonate (CaCO3)	mg/L	ND	10.0	09/12/22 15:48	

LABORATORY CONTROL SAMPLE: 3196872

Parameter	Units	Spike Conc.	LCS Result	LCS % Rec	% Rec Limits	Qualifiers
Alkalinity, Total as CaCO3	mg/L	50	46.6	93	90-110	

SAMPLE DUPLICATE: 3196873

Parameter	Units	50325342003 Result	Dup Result	RPD	Max RPD	Qualifiers
Alkalinity, Total as CaCO3	mg/L	456	470	3	20	
Alkalinity,Bicarbonate (CaCO3)	mg/L	456	470	3	20	
Alkalinity,Carbonate (CaCO3)	mg/L	ND	ND		20	

SAMPLE DUPLICATE: 3196874

Parameter	Units	50325343011 Result	Dup Result	RPD	Max RPD	Qualifiers
Alkalinity, Total as CaCO3	mg/L	519	523	1	20	
Alkalinity,Bicarbonate (CaCO3)	mg/L	519	523	1	20	
Alkalinity,Carbonate (CaCO3)	mg/L	ND	ND		20	

Results presented on this page are in the units indicated by the "Units" column except where an alternate unit is presented to the right of the result.

REPORT OF LABORATORY ANALYSIS

This report shall not be reproduced, except in full,
without the written consent of Pace Analytical Services, LLC.

Pace Analytical Services, LLC
7726 Moller Road
Indianapolis, IN 46268
(317)228-3100

QUALITY CONTROL DATA

Project: Eagle Valley Aug 2022 P1R5
Pace Project No.: 50325517

QC Batch: 695913
QC Batch Method: SM 2540C
Analysis Method: SM 2540C
Analysis Description: 2540C Total Dissolved Solids
Laboratory: Pace Analytical Services - Indianapolis
Associated Lab Samples: 50325517001, 50325517002

METHOD BLANK: 3199352 Matrix: Water
Associated Lab Samples: 50325517001, 50325517002

Parameter	Units	Blank Result	Reporting Limit	Analyzed	Qualifiers
Total Dissolved Solids	mg/L	ND	10.0	09/15/22 12:27	

LABORATORY CONTROL SAMPLE: 3199353

Parameter	Units	Spike Conc.	LCS Result	LCS % Rec	% Rec Limits	Qualifiers
Total Dissolved Solids	mg/L	300	286	95	80-120	

SAMPLE DUPLICATE: 3199354

Parameter	Units	50325558001 Result	Dup Result	RPD	Max RPD	Qualifiers
Total Dissolved Solids	mg/L	379	381	1	10	

SAMPLE DUPLICATE: 3199355

Parameter	Units	50325568002 Result	Dup Result	RPD	Max RPD	Qualifiers
Total Dissolved Solids	mg/L	1150	1140	1	10	

Results presented on this page are in the units indicated by the "Units" column except where an alternate unit is presented to the right of the result.

REPORT OF LABORATORY ANALYSIS

This report shall not be reproduced, except in full,
without the written consent of Pace Analytical Services, LLC.

Pace Analytical Services, LLC
7726 Moller Road
Indianapolis, IN 46268
(317)228-3100

QUALITY CONTROL DATA

Project: Eagle Valley Aug 2022 P1R5
Pace Project No.: 50325517

QC Batch: 695347
QC Batch Method: SM 4500-H+B
Analysis Method: SM 4500-H+B
Analysis Description: 4500H+B pH
Laboratory: Pace Analytical Services - Indianapolis
Associated Lab Samples: 50325517001, 50325517002

SAMPLE DUPLICATE: 3197173

Parameter	Units	50325318005 Result	Dup Result	RPD	Max RPD	Qualifiers
pH at 25 Degrees C	Std. Units	7.7	7.7	0	2	H3

SAMPLE DUPLICATE: 3197174

Parameter	Units	50325558001 Result	Dup Result	RPD	Max RPD	Qualifiers
pH at 25 Degrees C	Std. Units	8.7	8.7	0	2	H3

SAMPLE DUPLICATE: 3197175

Parameter	Units	50325568002 Result	Dup Result	RPD	Max RPD	Qualifiers
pH at 25 Degrees C	Std. Units	7.2	7.2	0	2	H3

Results presented on this page are in the units indicated by the "Units" column except where an alternate unit is presented to the right of the result.

REPORT OF LABORATORY ANALYSIS

This report shall not be reproduced, except in full,
without the written consent of Pace Analytical Services, LLC.

Pace Analytical Services, LLC
7726 Moller Road
Indianapolis, IN 46268
(317)228-3100

QUALITY CONTROL DATA

Project: Eagle Valley Aug 2022 P1R5
Pace Project No.: 50325517

QC Batch: 695670
QC Batch Method: SM 4500-S2-D
Analysis Method: SM 4500-S2-D
Analysis Description: 4500S2D Sulfide Water
Laboratory: Pace Analytical Services - Indianapolis
Associated Lab Samples: 50325517001, 50325517002

METHOD BLANK: 3198457 Matrix: Water
Associated Lab Samples: 50325517001, 50325517002

Parameter	Units	Blank Result	Reporting Limit	Analyzed	Qualifiers
Sulfide	mg/L	ND	0.10	09/14/22 10:21	

LABORATORY CONTROL SAMPLE: 3198458

Parameter	Units	Spike Conc.	LCS Result	LCS % Rec	% Rec Limits	Qualifiers
Sulfide	mg/L	0.5	0.49	99	90-110	

MATRIX SPIKE & MATRIX SPIKE DUPLICATE: 3198459 3198460

Parameter	Units	50323135002 Result	MS Spike Conc.	MSD Spike Conc.	MS Result	MSD Result	MS % Rec	MSD % Rec	% Rec Limits	RPD	Max RPD	Qual
Sulfide	mg/L	ND	0.5	0.5	0.44	0.45	87	90	90-110	3	20	M0

MATRIX SPIKE SAMPLE: 3198461

Parameter	Units	50325351004 Result	Spike Conc.	MS Result	MS % Rec	% Rec Limits	Qualifiers
Sulfide	mg/L	ND	0.5	0.48	95	90-110	

Results presented on this page are in the units indicated by the "Units" column except where an alternate unit is presented to the right of the result.

REPORT OF LABORATORY ANALYSIS

This report shall not be reproduced, except in full,
without the written consent of Pace Analytical Services, LLC.

Pace Analytical Services, LLC
7726 Moller Road
Indianapolis, IN 46268
(317)228-3100

QUALITY CONTROL DATA

Project: Eagle Valley Aug 2022 P1R5
Pace Project No.: 50325517

QC Batch: 696043
QC Batch Method: HACH 8146
Analysis Method: HACH 8146
Analysis Description: Iron, Ferrous
Laboratory: Pace Analytical Services - Indianapolis
Associated Lab Samples: 50325517001, 50325517002

METHOD BLANK: 3200131 Matrix: Water
Associated Lab Samples: 50325517001, 50325517002

Parameter	Units	Blank Result	Reporting Limit	Analyzed	Qualifiers
Iron, Ferrous	mg/L	ND	0.20	09/15/22 18:35	H3,N2

LABORATORY CONTROL SAMPLE: 3200132

Parameter	Units	Spike Conc.	LCS Result	LCS % Rec	% Rec Limits	Qualifiers
Iron, Ferrous	mg/L	1	1.0	104	90-110	H3,N2

MATRIX SPIKE & MATRIX SPIKE DUPLICATE: 3200133 3200134

Parameter	Units	50325762001 Result	MS Spike Conc.	MSD Spike Conc.	MS Result	MSD Result	MS % Rec	MSD % Rec	% Rec Limits	RPD	Max RPD	Qual
Iron, Ferrous	mg/L	ND	1	1	1.1	1.1	107	106	90-110	2	20	H3,N2

MATRIX SPIKE SAMPLE: 3200137

Parameter	Units	50325519001 Result	Spike Conc.	MS Result	MS % Rec	% Rec Limits	Qualifiers
Iron, Ferrous	mg/L	ND	1	0.98	98	90-110	H3,N2

Results presented on this page are in the units indicated by the "Units" column except where an alternate unit is presented to the right of the result.

REPORT OF LABORATORY ANALYSIS

This report shall not be reproduced, except in full,
without the written consent of Pace Analytical Services, LLC.

Pace Analytical Services, LLC
7726 Moller Road
Indianapolis, IN 46268
(317)228-3100

QUALITY CONTROL DATA

Project: Eagle Valley Aug 2022 P1R5
Pace Project No.: 50325517

QC Batch: 695140
QC Batch Method: EPA 353.2
Analysis Method: EPA 353.2
Analysis Description: 353.2 Nitrate + Nitrite, Unpres.
Laboratory: Pace Analytical Services - Indianapolis
Associated Lab Samples: 50325517001, 50325517002

METHOD BLANK: 3196311 Matrix: Water
Associated Lab Samples: 50325517001, 50325517002

Parameter	Units	Blank Result	Reporting Limit	Analyzed	Qualifiers
Nitrogen, Nitrate	mg/L	ND	0.10	09/10/22 10:27	
Nitrogen, Nitrite	mg/L	ND	0.10	09/10/22 10:27	

LABORATORY CONTROL SAMPLE: 3196312

Parameter	Units	Spike Conc.	LCS Result	LCS % Rec	% Rec Limits	Qualifiers
Nitrogen, Nitrate	mg/L	1	1.0	103	90-110	
Nitrogen, Nitrite	mg/L	1	1.1	106	90-110	

MATRIX SPIKE & MATRIX SPIKE DUPLICATE: 3196313 3196314

Parameter	Units	50325517002 Result	MS Spike Conc.	MSD Spike Conc.	MS Result	MSD Result	MS % Rec	MSD % Rec	% Rec Limits	RPD	Max RPD	Qual
Nitrogen, Nitrate	mg/L	7.1	1	1	8.2	8.2	107	110	90-110	0	20	
Nitrogen, Nitrite	mg/L	ND	1	1	1.1	1.1	102	102	90-110	0	20	

MATRIX SPIKE SAMPLE: 3196315

Parameter	Units	50325517001 Result	Spike Conc.	MS Result	MS % Rec	% Rec Limits	Qualifiers
Nitrogen, Nitrate	mg/L	ND	1	1.1	103	90-110	
Nitrogen, Nitrite	mg/L	ND	1	1.1	106	90-110	

Results presented on this page are in the units indicated by the "Units" column except where an alternate unit is presented to the right of the result.

REPORT OF LABORATORY ANALYSIS

This report shall not be reproduced, except in full,
without the written consent of Pace Analytical Services, LLC.

Pace Analytical Services, LLC
7726 Moller Road
Indianapolis, IN 46268
(317)228-3100

QUALITY CONTROL DATA

Project: Eagle Valley Aug 2022 P1R5
Pace Project No.: 50325517

QC Batch: 695900
QC Batch Method: EPA 365.1
Analysis Method: EPA 365.1
Analysis Description: 365.1 Total Phosphorus
Laboratory: Pace Analytical Services - Indianapolis
Associated Lab Samples: 50325517001, 50325517002

METHOD BLANK: 3199313 Matrix: Water
Associated Lab Samples: 50325517001, 50325517002

Parameter	Units	Blank Result	Reporting Limit	Analyzed	Qualifiers
Phosphate as P04	mg/L	ND	0.15	09/20/22 14:53	

LABORATORY CONTROL SAMPLE: 3199314

Parameter	Units	Spike Conc.	LCS Result	LCS % Rec	% Rec Limits	Qualifiers
Phosphate as P04	mg/L		1.5			

MATRIX SPIKE & MATRIX SPIKE DUPLICATE: 3199315 3199316

Parameter	Units	50325834001 Result	MS Spike Conc.	MSD Spike Conc.	MS Result	MSD Result	MS % Rec	MSD % Rec	% Rec Limits	RPD	Max RPD	Qual
Phosphate as P04	mg/L	ND			1.5	1.4				8		

MATRIX SPIKE SAMPLE: 3199317

Parameter	Units	50325592001 Result	Spike Conc.	MS Result	MS % Rec	% Rec Limits	Qualifiers
Phosphate as P04	mg/L	ND		1.7			

Results presented on this page are in the units indicated by the "Units" column except where an alternate unit is presented to the right of the result.

REPORT OF LABORATORY ANALYSIS

This report shall not be reproduced, except in full,
without the written consent of Pace Analytical Services, LLC.

Pace Analytical Services, LLC
7726 Moller Road
Indianapolis, IN 46268
(317)228-3100

QUALITY CONTROL DATA

Project: Eagle Valley Aug 2022 P1R5
Pace Project No.: 50325517

QC Batch: 695498
QC Batch Method: SM 5310C
Analysis Method: SM 5310C
Analysis Description: 5310C Total Organic Carbon
Laboratory: Pace Analytical Services - Indianapolis
Associated Lab Samples: 50325517001, 50325517002

METHOD BLANK: 3197679 Matrix: Water
Associated Lab Samples: 50325517001, 50325517002

Parameter	Units	Blank Result	Reporting Limit	Analyzed	Qualifiers
Total Organic Carbon	mg/L	ND	1.0	09/13/22 23:09	

LABORATORY CONTROL SAMPLE: 3197680

Parameter	Units	Spike Conc.	LCS Result	LCS % Rec	% Rec Limits	Qualifiers
Total Organic Carbon	mg/L	10	9.8	98	90-110	

MATRIX SPIKE & MATRIX SPIKE DUPLICATE: 3197681 3197682

Parameter	Units	50325390001 Result	MS Spike Conc.	MSD Spike Conc.	MS Result	MSD Result	MS % Rec	MSD % Rec	% Rec Limits	RPD	Max RPD	Qual
Total Organic Carbon	mg/L	2.9	10	10	12.5	12.5	95	96	80-120	1	20	

Results presented on this page are in the units indicated by the "Units" column except where an alternate unit is presented to the right of the result.

REPORT OF LABORATORY ANALYSIS

This report shall not be reproduced, except in full,
without the written consent of Pace Analytical Services, LLC.

Pace Analytical Services, LLC
7726 Moller Road
Indianapolis, IN 46268
(317)228-3100

QUALITY CONTROL DATA

Project: Eagle Valley Aug 2022 P1R5
Pace Project No.: 50325517

QC Batch: 695241
QC Batch Method: SM 5310C
Analysis Method: SM 5310C
Analysis Description: 5310C Dissolved Organic Carbon
Laboratory: Pace Analytical Services - Indianapolis
Associated Lab Samples: 50325517001, 50325517002

METHOD BLANK: 3196848 Matrix: Water
Associated Lab Samples: 50325517001, 50325517002

Parameter	Units	Blank Result	Reporting Limit	Analyzed	Qualifiers
Dissolved Organic Carbon	mg/L	ND	1.0	09/13/22 17:37	

LABORATORY CONTROL SAMPLE: 3196849

Parameter	Units	Spike Conc.	LCS Result	LCS % Rec	% Rec Limits	Qualifiers
Dissolved Organic Carbon	mg/L	10	9.6	96	90-110	

MATRIX SPIKE & MATRIX SPIKE DUPLICATE: 3196850 3196851

Parameter	Units	50325265001 Result	MS Spike Conc.	MSD Spike Conc.	MS Result	MSD Result	MS % Rec	MSD % Rec	% Rec Limits	RPD	Max RPD	Qual
Dissolved Organic Carbon	mg/L	6.4	10	10	16.1	16.0	97	96	80-120	1	20	

MATRIX SPIKE SAMPLE: 3196852

Parameter	Units	50325265002 Result	Spike Conc.	MS Result	MS % Rec	% Rec Limits	Qualifiers
Dissolved Organic Carbon	mg/L	2.4	10	12.1	97	80-120	

Results presented on this page are in the units indicated by the "Units" column except where an alternate unit is presented to the right of the result.

REPORT OF LABORATORY ANALYSIS

This report shall not be reproduced, except in full,
without the written consent of Pace Analytical Services, LLC.

Pace Analytical Services, LLC
7726 Moller Road
Indianapolis, IN 46268
(317)228-3100

ANALYTICAL RESULTS - RADIOCHEMISTRY

Project: Eagle Valley Aug 2022 P1R5
Pace Project No.: 50325517

Sample: MW-21S **Lab ID: 50325517001** Collected: 09/09/22 13:15 Received: 09/09/22 15:56 Matrix: Water
PWS: Site ID: Sample Type:

Parameters	Method	Act ± Unc (MDC) Carr Trac	Units	Analyzed	CAS No.	Qual
	Pace Analytical Services - Greensburg					
Radium-226	EPA 903.1	**-0.0678 ± 0.352 (0.815) C:NA T:99%**	pCi/L	09/20/22 13:15	13982-63-3	
	Pace Analytical Services - Greensburg					
Radium-228	EPA 904.0	**0.0161 ± 0.312 (0.723) C:74% T:92%**	pCi/L	09/28/22 15:27	15262-20-1	
	Pace Analytical Services - Greensburg					
Total Radium	Total Radium Calculation	**0.0161 ± 0.664 (1.54)**	pCi/L	10/03/22 12:21	7440-14-4	

REPORT OF LABORATORY ANALYSIS

This report shall not be reproduced, except in full,
without the written consent of Pace Analytical Services, LLC.

Pace Analytical Services, LLC
7726 Moller Road
Indianapolis, IN 46268
(317)228-3100

ANALYTICAL RESULTS - RADIOCHEMISTRY

Project: Eagle Valley Aug 2022 P1R5
Pace Project No.: 50325517

Sample: MW-21I **Lab ID: 50325517002** Collected: 09/09/22 11:15 Received: 09/09/22 15:56 Matrix: Water
PWS: Site ID: Sample Type:

Parameters	Method	Act ± Unc (MDC) Carr Trac	Units	Analyzed	CAS No.	Qual
	Pace Analytical Services - Greensburg					
Radium-226	EPA 903.1	**0.268 ± 0.416 (0.721) C:NA T:93%**	pCi/L	09/20/22 13:15	13982-63-3	
	Pace Analytical Services - Greensburg					
Radium-228	EPA 904.0	**0.700 ± 0.359 (0.622) C:75% T:96%**	pCi/L	09/28/22 15:27	15262-20-1	
	Pace Analytical Services - Greensburg					
Total Radium	Total Radium Calculation	**0.968 ± 0.775 (1.34)**	pCi/L	10/03/22 12:21	7440-14-4	

REPORT OF LABORATORY ANALYSIS

This report shall not be reproduced, except in full,
without the written consent of Pace Analytical Services, LLC.

Pace Analytical Services, LLC
7726 Moller Road
Indianapolis, IN 46268
(317)228-3100

QUALITY CONTROL - RADIOCHEMISTRY

Project: Eagle Valley Aug 2022 P1R5
Pace Project No.: 50325517

QC Batch: 532658
QC Batch Method: EPA 903.1
Analysis Method: EPA 903.1
Analysis Description: 903.1 Radium-226
Laboratory: Pace Analytical Services - Greensburg
Associated Lab Samples: 50325517001, 50325517002

METHOD BLANK: 2583985 Matrix: Water
Associated Lab Samples: 50325517001, 50325517002

Parameter	Act ± Unc (MDC) Carr Trac	Units	Analyzed	Qualifiers
Radium-226	0.171 ± 0.370 (0.683) C:NA T:94%	pCi/L	09/20/22 13:04	

Results presented on this page are in the units indicated by the "Units" column except where an alternate unit is presented to the right of the result.

REPORT OF LABORATORY ANALYSIS

This report shall not be reproduced, except in full,
without the written consent of Pace Analytical Services, LLC.

Pace Analytical Services, LLC
7726 Moller Road
Indianapolis, IN 46268
(317)228-3100

QUALITY CONTROL - RADIOCHEMISTRY

Project: Eagle Valley Aug 2022 P1R5
Pace Project No.: 50325517

QC Batch: 532659
QC Batch Method: EPA 904.0
Analysis Method: EPA 904.0
Analysis Description: 904.0 Radium 228
Laboratory: Pace Analytical Services - Greensburg
Associated Lab Samples: 50325517001, 50325517002

METHOD BLANK: 2583988 Matrix: Water
Associated Lab Samples: 50325517001, 50325517002

Parameter	Act ± Unc (MDC) Carr Trac	Units	Analyzed	Qualifiers
Radium-228	0.627 ± 0.311 (0.523) C:72% T:105%	pCi/L	09/28/22 15:26	

Results presented on this page are in the units indicated by the "Units" column except where an alternate unit is presented to the right of the result.

REPORT OF LABORATORY ANALYSIS

This report shall not be reproduced, except in full,
without the written consent of Pace Analytical Services, LLC.

Pace Analytical Services, LLC
7726 Moller Road
Indianapolis, IN 46268
(317)228-3100

QUALIFIERS

Project: Eagle Valley Aug 2022 P1R5
Pace Project No.: 50325517

DEFINITIONS

DF - Dilution Factor, if reported, represents the factor applied to the reported data due to dilution of the sample aliquot.

ND - Not Detected at or above adjusted reporting limit.

TNTC - Too Numerous To Count

J - Estimated concentration above the adjusted method detection limit and below the adjusted reporting limit.

MDL - Adjusted Method Detection Limit.

PQL - Practical Quantitation Limit.

RL - Reporting Limit - The lowest concentration value that meets project requirements for quantitative data with known precision and bias for a specific analyte in a specific matrix.

S - Surrogate

1,2-Diphenylhydrazine decomposes to and cannot be separated from Azobenzene using Method 8270. The result for each analyte is a combined concentration.

Consistent with EPA guidelines, unrounded data are displayed and have been used to calculate % recovery and RPD values.

LCS(D) - Laboratory Control Sample (Duplicate)

MS(D) - Matrix Spike (Duplicate)

DUP - Sample Duplicate

RPD - Relative Percent Difference

NC - Not Calculable.

SG - Silica Gel - Clean-Up

U - Indicates the compound was analyzed for, but not detected.

N-Nitrosodiphenylamine decomposes and cannot be separated from Diphenylamine using Method 8270. The result reported for each analyte is a combined concentration.

Reported results are not rounded until the final step prior to reporting. Therefore, calculated parameters that are typically reported as "Total" may vary slightly from the sum of the reported component parameters.

Act - Activity

Unc - Uncertainty: SDWA = 1.96 sigma count uncertainty, all other matrices = Expanded Uncertainty (95% confidence interval). Gamma Spec = Expanded Uncertainty (95.4% Confidence Interval)

(MDC) - Minimum Detectable Concentration

Trac - Tracer Recovery (%)

Carr - Carrier Recovery (%)

Pace Analytical is TNI accredited. Contact your Pace PM for the current list of accredited analytes.

TNI - The NELAC Institute.

ANALYTE QUALIFIERS

H3	Sample was received or analysis requested beyond the recognized method holding time.
M0	Matrix spike recovery and/or matrix spike duplicate recovery was outside laboratory control limits.
N2	The lab does not hold NELAC/TNI accreditation for this parameter but other accreditations/certifications may apply. A complete list of accreditations/certifications is available upon request.
P6	Matrix spike recovery was outside laboratory control limits due to a parent sample concentration notably higher than the spike level.

This report shall not be reproduced, except in full,
without the written consent of Pace Analytical Services, LLC.

Pace Analytical Services, LLC
7726 Moller Road
Indianapolis, IN 46268
(317)228-3100

QUALITY CONTROL DATA CROSS REFERENCE TABLE

Project: Eagle Valley Aug 2022 P1R5
Pace Project No.: 50325517

Lab ID	Sample ID	QC Batch Method	QC Batch	Analytical Method	Analytical Batch
50325517001	**MW-21S**	EPA 9056	695344		
50325517002	**MW-21I**	EPA 9056	695344		
50325517001	**MW-21S**	EPA 3010	695616	EPA 6010	697162
50325517002	**MW-21I**	EPA 3010	695616	EPA 6010	697162
50325517001	**MW-21S**	EPA 3010	695598	EPA 6010	696715
50325517002	**MW-21I**	EPA 3010	695598	EPA 6010	696715
50325517001	**MW-21S**	EPA 200.2	695151	EPA 6020	695204
50325517002	**MW-21I**	EPA 200.2	695151	EPA 6020	695204
50325517001	**MW-21S**	EPA 903.1	532658		
50325517002	**MW-21I**	EPA 903.1	532658		
50325517001	**MW-21S**	EPA 904.0	532659		
50325517002	**MW-21I**	EPA 904.0	532659		
50325517001	**MW-21S**	Total Radium Calculation	536982		
50325517002	**MW-21I**	Total Radium Calculation	536982		
50325517001	**MW-21S**	SM 2320B	695252		
50325517002	**MW-21I**	SM 2320B	695252		
50325517001	**MW-21S**	SM 2540C	695913		
50325517002	**MW-21I**	SM 2540C	695913		
50325517001	**MW-21S**	SM 4500-H+B	695347		
50325517002	**MW-21I**	SM 4500-H+B	695347		
50325517001	**MW-21S**	SM 4500-S2-D	695670		
50325517002	**MW-21I**	SM 4500-S2-D	695670		
50325517001	**MW-21S**	HACH 8146	696043		
50325517002	**MW-21I**	HACH 8146	696043		
50325517001	**MW-21S**	EPA 353.2	695140		
50325517002	**MW-21I**	EPA 353.2	695140		
50325517001	**MW-21S**	EPA 365.1	695900	EPA 365.1	696767
50325517002	**MW-21I**	EPA 365.1	695900	EPA 365.1	696767
50325517001	**MW-21S**	SM 5310C	695498		
50325517002	**MW-21I**	SM 5310C	695498		
50325517001	**MW-21S**	SM 5310C	695241		
50325517002	**MW-21I**	SM 5310C	695241		

This report shall not be reproduced, except in full,
without the written consent of Pace Analytical Services, LLC.

WO# : 50325517

50325517

Pace Analytical

CHAIN-OF-CUSTODY / Analytical Request D

The Chain-of-Custody is a LEGAL DOCUMENT. All relevant fields mu

Section A Required Client Information:	Section B Required Project Information:	Section C Invoice Information:
Company: Atlas Indianapolis	Report To: Mark Breting	Attention: Accounts Payable - Paula Sedam
Address: 7988 Centerpoint Dr. Ste 100 46256	Copy To:	Company Name: Atlas - Indianapolis
		Address:
Email: Mark.Breting@oneatlas.com	Purchase Order #:	Pace Quote:
Phone: 317-313-8306 Fax:	Project Name: Eagle Valley Aug 2022 Plus	Pace Project Manager: hayden.putt@pacelabs.com
Requested Due Date:	Project #: 1706-01159	Pace Profile #:

Regulatory Agency

State / Location

ITEM #	SAMPLE ID One Character per box. (A-Z, 0-9 / , -) Sample Ids must be unique	MATRIX CODE (see valid codes to left)	SAMPLE TYPE (G=GRAB C=COMP)	COLLECTED START DATE	COLLECTED START TIME	COLLECTED END DATE	COLLECTED END TIME	SAMPLE TEMP AT COLLECTION	# OF CONTAINERS	Unpreserved	H2SO4 NaOH/Zn	HNO3	HCl H2SO4	NaOH	Na2S2O3	Methanol	Other	Analyses Test Y/N	Metals Total 6010	FF Mn 6010	TDS 2540C/pH 4500 +B	TUC by 5310	DOC by 5310	Alkalinity/Ferrous Fe	Nitrate/Nitrite 353.2-WET	Sulfide 4500 S2D	Phosphate 365.1	Cl, F, SO4 9056	End-226/228+Ium	Residual Chlorine (Y/N)
1	MW-21 S		G	9.9.22	1315				11	1/3	1	4	2	1					✓	✓	✓	✓	✓	✓	✓	✓	✓	✓	✓	
2	MW-21 I		↓	↓	1115														✓	✓	✓	✓	✓	✓	✓	✓	✓	✓	✓	
3																														
4																														
5																														
6																														
7																														
8																														
9																														
10																														
11																														
12																														

ADDITIONAL COMMENTS	RELINQUISHED BY / AFFILIATION	DATE	TIME	ACCEPTED BY / AFFILIATION	DATE	TIME	SAMPLE CONDITIONS: TEMP in C	Received on Ice (Y/N)	Custody Sealed Cooler (Y/N)	Samples Intact (Y/N)
	[signature] / Atlas	9.9.22	1550	S. Putt	9/9/22	1556	1.1	Y	N	X

SAMPLER NAME AND SIGNATURE

PRINT Name of SAMPLER: Erika Valero

SIGNATURE of SAMPLER: [signature]

DATE Signed: 9.9.2022

SAMPLE CONDITION UPON RECEIPT FORM

Date/Time and Initials of person examining contents: 9/9/22 1629

1. **Courier:** ☐ FED EX ☐ UPS ☒ CLIENT ☐ PACE ☐ USPS ☐ OTHER _____

2. **Custody Seal on Cooler/Box Present:** ☐ Yes ☒ No

(If yes)Seals Intact: ☐ Yes ☐ No **(leave blank if no seals were present)**

3. **Thermometer:** 1 2 3 4 5 6 A B C D (E) F

4. **Cooler Temperature(s):** 2.0 / 1.1 | | | |
(Initial/Corrected) RECORD TEMPS OF ALL COOLERS RECEIVED (use Comments below to add more)

5. **Packing Material:** ☐ Bubble Wrap ☑ Bubble Bags ☐ None ☐ Other _____

6. **Ice Type:** ☑ Wet ☐ Blue ☐ None

7. **If temp. is over 6°C or under 0°C, was the PM notified?:** ☐ Yes ☐ No
Cooler temp should be above freezing to 6°C

All discrepancies will be written out in the comments section below.

	Yes	No		Yes	No	N/A
USDA Regulated Soils? (HI, ID, NY, WA, OR,CA, NM, TX, OK, AR, LA, TN, AL, MS, NC, SC, GA, FL, or Puerto Rico)		X	All containers needing acid/base preservation have been pH CHECKED?: **Exceptions: VOA, coliform, LLHg, O&G, RAD CHEM, and any container with a septum cap or preserved with HCl.** **Circle:** HNO3 (<2) H2SO4 (<2) NaOH (>10) NaOH/ZnAc (>9) Any non-conformance to pH recommendations will be noted on the container count form	✓		
Short Hold Time Analysis (48 hours or less)? **Analysis:** NO2+NO3	X	X SRF 9/9/22				
Time 5035A TC placed in Freezer or Short Holds To Lab	Time: 1739			Present	Absent	N/A X
Rush TAT Requested (4 days or less):		X	Residual Chlorine Check (SVOC 625 Pest/PCB 608)			
Custody Signatures Present?	✓		Residual Chlorine Check (Total/Amenable/Free Cyanide)			X
Containers Intact?:	X		Headspace Wisconsin Sulfide?			X
Sample Label (IDs/Dates/Times) Match COC?: Except TCs, which only require sample ID	X		Headspace in VOA Vials (>6mm): See Containter Count form for details	Present	Absent	No VOA Vials Sent X
Extra labels on Terracore Vials? (soils only)			Trip Blank Present?		X	
			Trip Blank Custody Seals?:			✓

COMMENTS:

COC PAGE 1 of 1

Sample Container Count

** Place a RED dot on containers that are out of conformance **

		MeOH (only)		VIALS					AMBER GLASS							PLASTIC									OTHER					Nitric	Sulfuric	Sodium Hydroxide	Sodium Hydroxide/ ZnAc
		SBS																											Red	Yellow	Green	Black
		DI																														
COC Line Item	WGFU	R	DG9H VG9H	VOA VIAL HS (>6mm)	VG9U	DG9U	VG9T	AG0U	AG1H	AG1U	AG2U	AG3S	AG3SF	AG3C	BP1U	BP1N	BP2U	BP3U	BP3N	BP3F	BP3S	BP3B	BP3Z	CG3H	Syringe Kit			Matrix	HNO3 <2	H2SO4 <2	NaOH >10	NaOH/Zn Ac >9
1												1	1			2	1	2	1	1	1		1					SL	✓	✓		✓
2												1	1			2	1	2	1	1	1		1					WT	✓	✓		✓
3																																
4																																
5																																
6																																
7																																
8																																
9																																
10																																
11																																
12																																

Container Codes

Glass

9H	40mL HCl amber voa vial	BG1T	1L Na Thiosulfate clear glass
9P	40mL TSP amber vial	BG1U	1L unpreserved glass
9S	40mL H2SO4 amber vial	BG3H	250mL HCl Clear Glass
9T	40mL Na Thio amber vial	BG3U	250mL Unpres Clear Glass
9U	40mL unpreserved amber vial	AG0U	100mL unpres amber glass
H	40mL HCl clear vial	AG1H	1L HCl amber glass
T	40mL Na Thio. clear vial	AG1S	1L H2SO4 amber glass
U	40mL unpreserved clear vial	AG1T	1L Na Thiosulfate amber glass
	40mL w/hexane wipe vial	AG1U	1liter unpres amber glass
CU	8oz unpreserved clear jar	AG2N	500mL HNO3 amber glass
SU	4oz clear soil jar	AG2S	500mL H2SO4 amber glass
J	4oz unpreserved amber wide	AG2U	500mL unpres amber glass
1	250mL clear glass HCl	AG3S	250mL H2SO4 amber glass
	1L HCl clear glass	AG3SF	250mL H2SO4 amb glass -field filtered
	1L H2SO4 clear glass	AG3U	250mL unpres amber glass
	General	AG3C	250mL NaOH amber glass

Plastic

BP1B	1L NaOH plastic
BP1N	1L HNO3 plastic
BP1S	1L H2SO4 plastic
BP1U	1L unpreserved plastic
BP1Z	1L NaOH, Zn, Ac
BP2N	500mL HNO3 plastic
BP2C	500mL NaOH plastic
BP2S	500mL H2SO4 plastic
BP2U	500mL unpreserved plastic
BP2Z	500mL NaOH, Zn Ac
BP3B	250mL NaOH plastic
BP3N	250mL HNO3 plastic
BP3F	250mL HNO3 plastic-field filtered
BP3U	250mL unpreserved plastic
BP3S	250mL H2SO4 plastic
BP3Z	250mL NaOH, ZnAc plastic
BP4U	125mL unpreserved plastic
BP4N	125mL HNO3 plastic
BP4S	125mL H2SO4 plastic

Miscellaneous

Syringe Kit	LL Cr+6 sampling kit
ZPLC	Ziploc Bag
R	Terracore Kit
SP5T	120mL Coliform Sodium Thiosulfate
T	Tedlar Bag (air sample)
U	Summa Can (air sample)
WT	Water
SL	Solid Solid
OL:	Oil
NAL	Non-aqueous liquid
WP	Wipe

Pace Analytical Services, LLC
7726 Moller Road
Indianapolis, IN 46268
(317)228-3100

January 30, 2023

Mr. Mark Breting
ATC Group Services
7988 Centerpoint Drive
Suite 100
Indianapolis, IN 46256

RE: Project: Eagle Valley Aug 2022 P1R5
Pace Project No.: 50325519

Dear Mr. Breting:

Enclosed are the analytical results for sample(s) received by the laboratory on September 09, 2022. The results relate only to the samples included in this report. Results reported herein conform to the applicable TNI/NELAC Standards and the laboratory's Quality Manual, where applicable, unless otherwise noted in the body of the report.

The test results provided in this final report were generated by each of the following laboratories within the Pace Network:

- Pace Analytical Services - Indianapolis
- Pace Analytical Services - Greensburg

If you have any questions concerning this report, please feel free to contact me.

Sincerely,

Hayden Putt for
Will Statz
will.statz@pacelabs.com
(317)228-3105
Project Manager

Enclosures

cc: Mr. Robert Miller, Haley & Aldrich

This report shall not be reproduced, except in full,
without the written consent of Pace Analytical Services, LLC.

Pace Analytical Services, LLC
7726 Moller Road
Indianapolis, IN 46268
(317)228-3100

CERTIFICATIONS

Project: Eagle Valley Aug 2022 P1R5
Pace Project No.: 50325519

Pace Analytical Services Pennsylvania

1638 Roseytown Rd Suites 2,3&4, Greensburg, PA 15601
ANAB DOD-ELAP Rad Accreditation #: L2417
Alabama Certification #: 41590
Arizona Certification #: AZ0734
Arkansas Certification
California Certification #: 04222CA
Colorado Certification #: PA01547
Connecticut Certification #: PH-0694
Delaware Certification
EPA Region 4 DW Rad
Florida/TNI Certification #: E87683
Georgia Certification #: C040
Florida: Cert E871149 SEKS WET
Guam Certification
Hawaii Certification
Idaho Certification
Illinois Certification
Indiana Certification
Iowa Certification #: 391
Kansas/TNI Certification #: E-10358
Kentucky Certification #: KY90133
KY WW Permit #: KY0098221
KY WW Permit #: KY0000221
Louisiana DHH/TNI Certification #: LA180012
Louisiana DEQ/TNI Certification #: 4086
Maine Certification #: 2017020
Maryland Certification #: 308
Massachusetts Certification #: M-PA1457
Michigan/PADEP Certification #: 9991
Missouri Certification #: 235
Montana Certification #: Cert0082
Nebraska Certification #: NE-OS-29-14
Nevada Certification #: PA014572018-1
New Hampshire/TNI Certification #: 297617
New Jersey/TNI Certification #: PA051
New Mexico Certification #: PA01457
New York/TNI Certification #: 10888
North Carolina Certification #: 42706
North Dakota Certification #: R-190
Ohio EPA Rad Approval: #41249
Oregon/TNI Certification #: PA200002-010
Pennsylvania/TNI Certification #: 65-00282
Puerto Rico Certification #: PA01457
Rhode Island Certification #: 65-00282
South Dakota Certification
Tennessee Certification #: 02867
Texas/TNI Certification #: T104704188-17-3
Utah/TNI Certification #: PA014572017-9
USDA Soil Permit #: P330-17-00091
Vermont Dept. of Health: ID# VT-0282
Virgin Island/PADEP Certification
Virginia/VELAP Certification #: 460198
Washington Certification #: C868
West Virginia DEP Certification #: 143
West Virginia DHHR Certification #: 9964C
Wisconsin Approve List for Rad
Wyoming Certification #: 8TMS-L

Pace Analytical Services Indianapolis

7726 Moller Road, Indianapolis, IN 46268
Illinois Accreditation #: 200074
Indiana Drinking Water Laboratory #: C-49-06
Kansas/TNI Certification #: E-10177
Kentucky UST Agency Interest #: 80226
Kentucky WW Laboratory ID #: 98019
Michigan Drinking Water Laboratory #9050
Ohio VAP Certified Laboratory #: CL0065
Oklahoma Laboratory #: 9204
Texas Certification #: T104704355
Wisconsin Laboratory #: 999788130
USDA Foreign Soil Permit #: 525-23-13-23119
USDA Compliance Agreement #: IN-SL-22-001

This report shall not be reproduced, except in full,
without the written consent of Pace Analytical Services, LLC.

Pace Analytical Services, LLC
7726 Moller Road
Indianapolis, IN 46268
(317)228-3100

SAMPLE SUMMARY

Project: Eagle Valley Aug 2022 P1R5
Pace Project No.: 50325519

Lab ID	Sample ID	Matrix	Date Collected	Date Received
50325519001	**MW-23S**	Water	09/09/22 11:50	09/09/22 16:00

REPORT OF LABORATORY ANALYSIS

This report shall not be reproduced, except in full,
without the written consent of Pace Analytical Services, LLC.

Pace Analytical Services, LLC
7726 Moller Road
Indianapolis, IN 46268
(317)228-3100

SAMPLE ANALYTE COUNT

Project: Eagle Valley Aug 2022 P1R5
Pace Project No.: 50325519

Lab ID	Sample ID	Method	Analysts	Analytes Reported	Laboratory
50325519001	**MW-23S**	EPA 9056	ADM	3	PASI-I
		EPA 6010	DJS	12	PASI-I
		EPA 6010	JPK	2	PASI-I
		EPA 6020	DMT	4	PASI-I
		EPA 903.1	SLC	1	PASI-PA
		EPA 904.0	VAL	1	PASI-PA
		Total Radium Calculation	JAL	1	PASI-PA
		SM 2320B	TRK	3	PASI-I
		SM 2540C	AEL	1	PASI-I
		SM 4500-H+B	TRK	1	PASI-I
		SM 4500-S2-D	BEP	1	PASI-I
		HACH 8146	ZM	1	PASI-I
		EPA 353.2	OAS	2	PASI-I
		EPA 365.1	ZM	1	PASI-I
		SM 5310C	ATS	1	PASI-I
		SM 5310C	ATS	1	PASI-I

PASI-I = Pace Analytical Services - Indianapolis
PASI-PA = Pace Analytical Services - Greensburg

This report shall not be reproduced, except in full,
without the written consent of Pace Analytical Services, LLC.

Pace Analytical Services, LLC
7726 Moller Road
Indianapolis, IN 46268
(317)228-3100

SUMMARY OF DETECTION

Project: Eagle Valley Aug 2022 P1R5
Pace Project No.: 50325519

Lab Sample ID / Method	Client Sample ID / Parameters	Result	Units	Report Limit	Analyzed	Qualifiers
50325519001	**MW-23S**					
EPA 9056	Chloride	5.1	mg/L	0.25	09/14/22 02:32	
EPA 9056	Fluoride	0.14	mg/L	0.10	09/14/22 02:32	
EPA 9056	Sulfate	6.4	mg/L	0.25	09/14/22 02:32	
EPA 6010	Aluminum	634	ug/L	200	09/20/22 12:11	
EPA 6010	Barium	53.8	ug/L	10.0	09/20/22 12:11	
EPA 6010	Calcium	115000	ug/L	1000	09/20/22 12:11	
EPA 6010	Iron	1190	ug/L	100	09/20/22 12:11	
EPA 6010	Magnesium	31800	ug/L	1000	09/20/22 12:11	
EPA 6010	Manganese	190	ug/L	10.0	09/20/22 12:11	
EPA 6010	Potassium	1030	ug/L	1000	09/20/22 12:11	
EPA 6010	Silica	14400	ug/L	450	09/20/22 12:11	N2
EPA 6010	Sodium	5640	ug/L	1000	09/20/22 12:11	
EPA 6010	Manganese, Dissolved	51.7	ug/L	10.0	09/21/22 02:30	
EPA 6020	Cobalt	1.2	ug/L	1.0	09/13/22 11:48	
EPA 903.1	Radium-226	0.716 ± 0.568 (0.771) C:NA T:94%	pCi/L		09/20/22 13:15	
EPA 904.0	Radium-228	0.464 ± 0.324 (0.619) C:71% T:96%	pCi/L		09/28/22 15:27	
Total Radium Calculation	Total Radium	1.18 ± 0.892 (1.39)	pCi/L		10/03/22 12:21	
SM 2320B	Alkalinity, Total as CaCO3	355	mg/L	10.0	09/12/22 15:48	
SM 2320B	Alkalinity,Bicarbonate (CaCO3)	355	mg/L	10.0	09/12/22 15:48	
SM 2540C	Total Dissolved Solids	398	mg/L	10.0	09/15/22 12:31	
SM 4500-H+B	pH at 25 Degrees C	7.3	Std. Units	0.10	09/12/22 16:27	H3
EPA 353.2	Nitrogen, Nitrate	6.4	mg/L	0.50	09/10/22 11:12	
SM 5310C	Total Organic Carbon	1.1	mg/L	1.0	09/14/22 01:16	
SM 5310C	Dissolved Organic Carbon	1.7	mg/L	1.0	09/13/22 23:12	

REPORT OF LABORATORY ANALYSIS

This report shall not be reproduced, except in full,
without the written consent of Pace Analytical Services, LLC.

Pace Analytical Services, LLC
7726 Moller Road
Indianapolis, IN 46268
(317)228-3100

ANALYTICAL RESULTS

Project: Eagle Valley Aug 2022 P1R5
Pace Project No.: 50325519

Sample: MW-23S **Lab ID: 50325519001** Collected: 09/09/22 11:50 Received: 09/09/22 16:00 Matrix: Water

Parameters	Results	Units	Report Limit	DF	Prepared	Analyzed	CAS No.	Qual
9056 IC Anions	Analytical Method: EPA 9056							
	Pace Analytical Services - Indianapolis							
Chloride	**5.1**	mg/L	0.25	1		09/14/22 02:32	16887-00-6	
Fluoride	**0.14**	mg/L	0.10	1		09/14/22 02:32	16984-48-8	
Sulfate	**6.4**	mg/L	0.25	1		09/14/22 02:32	14808-79-8	
6010 MET ICP	Analytical Method: EPA 6010 Preparation Method: EPA 3010							
	Pace Analytical Services - Indianapolis							
Aluminum	**634**	ug/L	200	1	09/17/22 14:44	09/20/22 12:11	7429-90-5	
Barium	**53.8**	ug/L	10.0	1	09/17/22 14:44	09/20/22 12:11	7440-39-3	
Boron	ND	ug/L	100	1	09/17/22 14:44	09/20/22 12:11	7440-42-8	
Calcium	**115000**	ug/L	1000	1	09/17/22 14:44	09/20/22 12:11	7440-70-2	
Iron	**1190**	ug/L	100	1	09/17/22 14:44	09/20/22 12:11	7439-89-6	
Lithium	ND	ug/L	20.0	1	09/17/22 14:44	09/20/22 12:11	7439-93-2	
Magnesium	**31800**	ug/L	1000	1	09/17/22 14:44	09/20/22 12:11	7439-95-4	
Manganese	**190**	ug/L	10.0	1	09/17/22 14:44	09/20/22 12:11	7439-96-5	
Molybdenum	ND	ug/L	10.0	1	09/17/22 14:44	09/20/22 12:11	7439-98-7	
Potassium	**1030**	ug/L	1000	1	09/17/22 14:44	09/20/22 12:11	7440-09-7	
Silica	**14400**	ug/L	450	1	09/17/22 14:44	09/20/22 12:11	7631-86-9	N2
Sodium	**5640**	ug/L	1000	1	09/17/22 14:44	09/20/22 12:11	7440-23-5	
6010 MET ICP, Dissolved	Analytical Method: EPA 6010 Preparation Method: EPA 3010							
	Pace Analytical Services - Indianapolis							
Manganese, Dissolved	**51.7**	ug/L	10.0	1	09/20/22 18:53	09/21/22 02:30	7439-96-5	
Molybdenum, Dissolved	ND	ug/L	10.0	1	09/20/22 18:53	09/21/22 02:30	7439-98-7	
6020 MET ICPMS	Analytical Method: EPA 6020 Preparation Method: EPA 200.2							
	Pace Analytical Services - Indianapolis							
Antimony	ND	ug/L	1.0	1	09/11/22 15:45	09/13/22 11:48	7440-36-0	
Arsenic	ND	ug/L	1.0	1	09/11/22 15:45	09/13/22 11:48	7440-38-2	
Cobalt	**1.2**	ug/L	1.0	1	09/11/22 15:45	09/13/22 11:48	7440-48-4	
Selenium	ND	ug/L	1.0	1	09/11/22 15:45	09/13/22 11:48	7782-49-2	
2320B Alkalinity	Analytical Method: SM 2320B							
	Pace Analytical Services - Indianapolis							
Alkalinity, Total as CaCO3	**355**	mg/L	10.0	1		09/12/22 15:48		
Alkalinity,Bicarbonate (CaCO3)	**355**	mg/L	10.0	1		09/12/22 15:48		
Alkalinity,Carbonate (CaCO3)	ND	mg/L	10.0	1		09/12/22 15:48		
2540C Total Dissolved Solids	Analytical Method: SM 2540C							
	Pace Analytical Services - Indianapolis							
Total Dissolved Solids	**398**	mg/L	10.0	1		09/15/22 12:31		
4500H+ pH, Electrometric	Analytical Method: SM 4500-H+B							
	Pace Analytical Services - Indianapolis							
pH at 25 Degrees C	**7.3**	Std. Units	0.10	1		09/12/22 16:27		H3

REPORT OF LABORATORY ANALYSIS

This report shall not be reproduced, except in full,
without the written consent of Pace Analytical Services, LLC.

Pace Analytical Services, LLC
7726 Moller Road
Indianapolis, IN 46268
(317)228-3100

ANALYTICAL RESULTS

Project: Eagle Valley Aug 2022 P1R5
Pace Project No.: 50325519

Sample: MW-23S **Lab ID: 50325519001** Collected: 09/09/22 11:50 Received: 09/09/22 16:00 Matrix: Water

Parameters	Results	Units	Report Limit	DF	Prepared	Analyzed	CAS No.	Qual
4500S2D Sulfide Water	Analytical Method: SM 4500-S2-D Pace Analytical Services - Indianapolis							
Sulfide	ND	mg/L	0.10	1		09/14/22 10:21	18496-25-8	
Iron, Ferrous	Analytical Method: HACH 8146 Pace Analytical Services - Indianapolis							
Iron, Ferrous	ND	mg/L	0.20	1		09/15/22 18:37	15438-31-0	H3,N2
353.2 Nitrogen, NO2/NO3 unpres	Analytical Method: EPA 353.2 Pace Analytical Services - Indianapolis							
Nitrogen, Nitrate	**6.4**	mg/L	0.50	5		09/10/22 11:12	14797-55-8	
Nitrogen, Nitrite	ND	mg/L	0.50	5		09/10/22 11:12	14797-65-0	
365.1 Total Phosphorus	Analytical Method: EPA 365.1 Preparation Method: EPA 365.1 Pace Analytical Services - Indianapolis							
Phosphate as P04	ND	mg/L	0.15	1	09/15/22 11:00	09/20/22 15:02		
5310C TOC	Analytical Method: SM 5310C Pace Analytical Services - Indianapolis							
Total Organic Carbon	**1.1**	mg/L	1.0	1		09/14/22 01:16	7440-44-0	
5310C Dissolved Organic Carbon	Analytical Method: SM 5310C Pace Analytical Services - Indianapolis							
Dissolved Organic Carbon	**1.7**	mg/L	1.0	1		09/13/22 23:12		

REPORT OF LABORATORY ANALYSIS

This report shall not be reproduced, except in full,
without the written consent of Pace Analytical Services, LLC.

Pace Analytical Services, LLC
7726 Moller Road
Indianapolis, IN 46268
(317)228-3100

QUALITY CONTROL DATA

Project: Eagle Valley Aug 2022 P1R5
Pace Project No.: 50325519

QC Batch: 695476
QC Batch Method: EPA 9056
Analysis Method: EPA 9056
Analysis Description: 9056 IC Anions
Laboratory: Pace Analytical Services - Indianapolis
Associated Lab Samples: 50325519001

METHOD BLANK: 3197577 Matrix: Water
Associated Lab Samples: 50325519001

Parameter	Units	Blank Result	Reporting Limit	Analyzed	Qualifiers
Chloride	mg/L	ND	0.25	09/13/22 10:26	
Fluoride	mg/L	ND	0.10	09/13/22 10:26	
Sulfate	mg/L	ND	0.25	09/13/22 10:26	

LABORATORY CONTROL SAMPLE: 3197578

Parameter	Units	Spike Conc.	LCS Result	LCS % Rec	% Rec Limits	Qualifiers
Chloride	mg/L	1.2	1.3	103	80-120	
Fluoride	mg/L	0.5	0.54	108	80-120	
Sulfate	mg/L	2.5	2.8	110	80-120	

MATRIX SPIKE & MATRIX SPIKE DUPLICATE: 3197579 3197580

Parameter	Units	50325558001 Result	MS Spike Conc.	MSD Spike Conc.	MS Result	MSD Result	MS % Rec	MSD % Rec	% Rec Limits	RPD	Max RPD	Qual
Chloride	mg/L	11.4	1.2	1.2	12.8	12.8	116	115	80-120	0	15	E
Fluoride	mg/L	0.86	0.5	0.5	1.4	1.4	108	104	80-120	2	15	
Sulfate	mg/L	167	25	25	188	188	86	86	80-120	0	15	

Results presented on this page are in the units indicated by the "Units" column except where an alternate unit is presented to the right of the result.

REPORT OF LABORATORY ANALYSIS

This report shall not be reproduced, except in full,
without the written consent of Pace Analytical Services, LLC.

Pace Analytical Services, LLC
7726 Moller Road
Indianapolis, IN 46268
(317)228-3100

QUALITY CONTROL DATA

Project: Eagle Valley Aug 2022 P1R5
Pace Project No.: 50325519

QC Batch: 695617
QC Batch Method: EPA 3010
Analysis Method: EPA 6010
Analysis Description: 6010 MET
Laboratory: Pace Analytical Services - Indianapolis
Associated Lab Samples: 50325519001

METHOD BLANK: 3198271 Matrix: Water
Associated Lab Samples: 50325519001

Parameter	Units	Blank Result	Reporting Limit	Analyzed	Qualifiers
Aluminum	ug/L	ND	200	09/20/22 12:47	
Barium	ug/L	ND	10.0	09/20/22 12:47	
Boron	ug/L	ND	100	09/20/22 12:47	
Calcium	ug/L	ND	1000	09/20/22 12:47	
Iron	ug/L	ND	100	09/20/22 12:47	
Lithium	ug/L	ND	20.0	09/20/22 12:47	
Magnesium	ug/L	ND	1000	09/20/22 12:47	
Manganese	ug/L	ND	10.0	09/20/22 12:47	
Molybdenum	ug/L	ND	10.0	09/20/22 12:47	
Potassium	ug/L	ND	1000	09/20/22 12:47	
Silica	ug/L	ND	450	09/20/22 12:47	N2
Sodium	ug/L	ND	1000	09/20/22 12:47	

LABORATORY CONTROL SAMPLE: 3198272

Parameter	Units	Spike Conc.	LCS Result	LCS % Rec	% Rec Limits	Qualifiers
Aluminum	ug/L	10000	10700	107	80-120	
Barium	ug/L	1000	1080	108	80-120	
Boron	ug/L	1000	1030	103	80-120	
Calcium	ug/L	10000	11100	111	80-120	
Iron	ug/L	10000	10600	106	80-120	
Lithium	ug/L	1000	1090	109	80-120	
Magnesium	ug/L	10000	10400	104	80-120	
Manganese	ug/L	1000	1090	109	80-120	
Molybdenum	ug/L	1000	1120	112	80-120	
Potassium	ug/L	10000	11100	111	80-120	
Silica	ug/L	10700	10800	101	80-120	N2
Sodium	ug/L	10000	10400	104	80-120	

MATRIX SPIKE & MATRIX SPIKE DUPLICATE: 3198273 3198274

Parameter	Units	50325558001 Result	MS Spike Conc.	MSD Spike Conc.	MS Result	MSD Result	MS % Rec	MSD % Rec	% Rec Limits	RPD	Max RPD	Qual
Aluminum	ug/L	0.064J mg/L	10000	10000	10300	10500	103	105	75-125	2	20	
Barium	ug/L	0.013 mg/L	1000	1000	1070	1100	106	109	75-125	3	20	
Boron	ug/L	1.3 mg/L	1000	1000	2270	2310	100	103	75-125	2	20	

Results presented on this page are in the units indicated by the "Units" column except where an alternate unit is presented to the right of the result.

REPORT OF LABORATORY ANALYSIS

This report shall not be reproduced, except in full,
without the written consent of Pace Analytical Services, LLC.

Pace Analytical Services, LLC
7726 Moller Road
Indianapolis, IN 46268
(317)228-3100

QUALITY CONTROL DATA

Project: Eagle Valley Aug 2022 P1R5
Pace Project No.: 50325519

MATRIX SPIKE & MATRIX SPIKE DUPLICATE: 3198273 3198274

Parameter	Units	50325558001 Result	MS Spike Conc.	MSD Spike Conc.	MS Result	MSD Result	MS % Rec	MSD % Rec	% Rec Limits	RPD	Max RPD	Qual
Calcium	ug/L	87.5 mg/L	10000	10000	95800	97400	82	99	75-125	2	20	
Iron	ug/L	ND	10000	10000	10200	10400	102	104	75-125	2	20	
Lithium	ug/L	0.032 mg/L	1000	1000	1130	1170	110	114	75-125	3	20	
Magnesium	ug/L	9.6 mg/L	10000	10000	19100	19500	96	100	75-125	2	20	
Manganese	ug/L	0.016 mg/L	1000	1000	1050	1070	104	106	75-125	2	20	
Molybdenum	ug/L	0.027 mg/L	1000	1000	1120	1160	110	113	75-125	3	20	
Potassium	ug/L	9.2 mg/L	10000	10000	20200	20700	109	115	75-125	3	20	
Silica	ug/L	11.1 mg/L	10700	10700	21400	21700	96	99	75-125	2	20	N2
Sodium	ug/L	23.2 mg/L	10000	10000	33000	34200	98	109	75-125	3	20	

MATRIX SPIKE & MATRIX SPIKE DUPLICATE: 3198275 3198276

Parameter	Units	50325568002 Result	MS Spike Conc.	MSD Spike Conc.	MS Result	MSD Result	MS % Rec	MSD % Rec	% Rec Limits	RPD	Max RPD	Qual
Aluminum	ug/L	ND	10000	10000	10100	10400	101	104	75-125	3	20	
Barium	ug/L	0.11 mg/L	1000	1000	1190	1210	107	110	75-125	2	20	
Boron	ug/L	0.28 mg/L	1000	1000	1320	1340	104	106	75-125	1	20	
Calcium	ug/L	154 mg/L	10000	10000	166000	163000	123	94	75-125	2	20	
Iron	ug/L	6.3 mg/L	10000	10000	16600	16600	103	103	75-125	0	20	
Lithium	ug/L	0.021 mg/L	1000	1000	1170	1200	115	118	75-125	3	20	
Magnesium	ug/L	42.7 mg/L	10000	10000	53400	52400	106	96	75-125	2	20	
Manganese	ug/L	0.46 mg/L	1000	1000	1490	1500	104	104	75-125	1	20	
Molybdenum	ug/L	0.0027J mg/L	1000	1000	1110	1130	111	113	75-125	2	20	
Potassium	ug/L	16.7 mg/L	10000	10000	29200	29000	124	123	75-125	0	20	
Silica	ug/L	18.0 mg/L	10700	10700	28800	28700	102	101	75-125	0	20	N2
Sodium	ug/L	162 mg/L	10000	10000	179000	176000	169	135	75-125	2	20	P6

Results presented on this page are in the units indicated by the "Units" column except where an alternate unit is presented to the right of the result.

REPORT OF LABORATORY ANALYSIS

This report shall not be reproduced, except in full,
without the written consent of Pace Analytical Services, LLC.

Pace Analytical Services, LLC
7726 Moller Road
Indianapolis, IN 46268
(317)228-3100

QUALITY CONTROL DATA

Project: Eagle Valley Aug 2022 P1R5
Pace Project No.: 50325519

QC Batch: 696528
QC Batch Method: EPA 3010
Analysis Method: EPA 6010
Analysis Description: 6010 MET Dissolved
Laboratory: Pace Analytical Services - Indianapolis
Associated Lab Samples: 50325519001

METHOD BLANK: 3202774 Matrix: Water
Associated Lab Samples: 50325519001

Parameter	Units	Blank Result	Reporting Limit	Analyzed	Qualifiers
Manganese, Dissolved	ug/L	ND	10.0	09/21/22 02:25	
Molybdenum, Dissolved	ug/L	ND	10.0	09/21/22 02:25	

LABORATORY CONTROL SAMPLE: 3202775

Parameter	Units	Spike Conc.	LCS Result	LCS % Rec	% Rec Limits	Qualifiers
Manganese, Dissolved	ug/L	1000	971	97	80-120	
Molybdenum, Dissolved	ug/L	1000	1000	100	80-120	

MATRIX SPIKE & MATRIX SPIKE DUPLICATE: 3202776 3202777

Parameter	Units	50325762001 Result	MS Spike Conc.	MSD Spike Conc.	MS Result	MSD Result	MS % Rec	MSD % Rec	% Rec Limits	RPD	Max RPD	Qual
Manganese, Dissolved	ug/L	968	1000	1000	1900	1920	94	95	75-125	1	20	
Molybdenum, Dissolved	ug/L	ND	1000	1000	1060	1080	106	107	75-125	2	20	

Results presented on this page are in the units indicated by the "Units" column except where an alternate unit is presented to the right of the result.

REPORT OF LABORATORY ANALYSIS

This report shall not be reproduced, except in full,
without the written consent of Pace Analytical Services, LLC.

Pace Analytical Services, LLC
7726 Moller Road
Indianapolis, IN 46268
(317)228-3100

QUALITY CONTROL DATA

Project: Eagle Valley Aug 2022 P1R5
Pace Project No.: 50325519

QC Batch: 695151
QC Batch Method: EPA 200.2
Analysis Method: EPA 6020
Analysis Description: 6020 MET
Laboratory: Pace Analytical Services - Indianapolis
Associated Lab Samples: 50325519001

METHOD BLANK: 3196430 Matrix: Water
Associated Lab Samples: 50325519001

Parameter	Units	Blank Result	Reporting Limit	Analyzed	Qualifiers
Antimony	ug/L	ND	1.0	09/13/22 09:48	
Arsenic	ug/L	ND	1.0	09/13/22 09:48	
Cobalt	ug/L	ND	1.0	09/13/22 09:48	
Selenium	ug/L	ND	1.0	09/13/22 09:48	

LABORATORY CONTROL SAMPLE: 3196431

Parameter	Units	Spike Conc.	LCS Result	LCS % Rec	% Rec Limits	Qualifiers
Antimony	ug/L	40	42.2	105	80-120	
Arsenic	ug/L	40	39.2	98	80-120	
Cobalt	ug/L	40	41.4	104	80-120	
Selenium	ug/L	40	39.9	100	80-120	

MATRIX SPIKE & MATRIX SPIKE DUPLICATE: 3196432 3196433

Parameter	Units	50325336001 Result	MS Spike Conc.	MSD Spike Conc.	MS Result	MSD Result	MS % Rec	MSD % Rec	% Rec Limits	RPD	Max RPD	Qual
Antimony	ug/L	<2.0	40	40	41.3	41.5	101	101	75-125	1	20	
Arsenic	ug/L	2.0	40	40	37.7	37.5	89	89	75-125	0	20	
Cobalt	ug/L	<15.0	40	40	40.2	40.3	98	98	75-125	0	20	
Selenium	ug/L	<2.0	40	40	38.2	38.1	94	94	75-125	0	20	

Results presented on this page are in the units indicated by the "Units" column except where an alternate unit is presented to the right of the result.

REPORT OF LABORATORY ANALYSIS

This report shall not be reproduced, except in full,
without the written consent of Pace Analytical Services, LLC.

Pace Analytical Services, LLC
7726 Moller Road
Indianapolis, IN 46268
(317)228-3100

QUALITY CONTROL DATA

Project: Eagle Valley Aug 2022 P1R5
Pace Project No.: 50325519

QC Batch: 695252
QC Batch Method: SM 2320B
Analysis Method: SM 2320B
Analysis Description: 2320B Alkalinity
Laboratory: Pace Analytical Services - Indianapolis
Associated Lab Samples: 50325519001

METHOD BLANK: 3196871 Matrix: Water
Associated Lab Samples: 50325519001

Parameter	Units	Blank Result	Reporting Limit	Analyzed	Qualifiers
Alkalinity, Total as CaCO3	mg/L	ND	10.0	09/12/22 15:48	
Alkalinity,Bicarbonate (CaCO3)	mg/L	ND	10.0	09/12/22 15:48	
Alkalinity,Carbonate (CaCO3)	mg/L	ND	10.0	09/12/22 15:48	

LABORATORY CONTROL SAMPLE: 3196872

Parameter	Units	Spike Conc.	LCS Result	LCS % Rec	% Rec Limits	Qualifiers
Alkalinity, Total as CaCO3	mg/L	50	46.6	93	90-110	

SAMPLE DUPLICATE: 3196873

Parameter	Units	50325342003 Result	Dup Result	RPD	Max RPD	Qualifiers
Alkalinity, Total as CaCO3	mg/L	456	470	3	20	
Alkalinity,Bicarbonate (CaCO3)	mg/L	456	470	3	20	
Alkalinity,Carbonate (CaCO3)	mg/L	ND	ND		20	

SAMPLE DUPLICATE: 3196874

Parameter	Units	50325343011 Result	Dup Result	RPD	Max RPD	Qualifiers
Alkalinity, Total as CaCO3	mg/L	519	523	1	20	
Alkalinity,Bicarbonate (CaCO3)	mg/L	519	523	1	20	
Alkalinity,Carbonate (CaCO3)	mg/L	ND	ND		20	

Results presented on this page are in the units indicated by the "Units" column except where an alternate unit is presented to the right of the result.

REPORT OF LABORATORY ANALYSIS

This report shall not be reproduced, except in full,
without the written consent of Pace Analytical Services, LLC.

Pace Analytical Services, LLC
7726 Moller Road
Indianapolis, IN 46268
(317)228-3100

QUALITY CONTROL DATA

Project: Eagle Valley Aug 2022 P1R5
Pace Project No.: 50325519

QC Batch: 695913
QC Batch Method: SM 2540C
Analysis Method: SM 2540C
Analysis Description: 2540C Total Dissolved Solids
Laboratory: Pace Analytical Services - Indianapolis
Associated Lab Samples: 50325519001

METHOD BLANK: 3199352 Matrix: Water
Associated Lab Samples: 50325519001

Parameter	Units	Blank Result	Reporting Limit	Analyzed	Qualifiers
Total Dissolved Solids	mg/L	ND	10.0	09/15/22 12:27	

LABORATORY CONTROL SAMPLE: 3199353

Parameter	Units	Spike Conc.	LCS Result	LCS % Rec	% Rec Limits	Qualifiers
Total Dissolved Solids	mg/L	300	286	95	80-120	

SAMPLE DUPLICATE: 3199354

Parameter	Units	50325558001 Result	Dup Result	RPD	Max RPD	Qualifiers
Total Dissolved Solids	mg/L	379	381	1	10	

SAMPLE DUPLICATE: 3199355

Parameter	Units	50325568002 Result	Dup Result	RPD	Max RPD	Qualifiers
Total Dissolved Solids	mg/L	1150	1140	1	10	

Results presented on this page are in the units indicated by the "Units" column except where an alternate unit is presented to the right of the result.

REPORT OF LABORATORY ANALYSIS

This report shall not be reproduced, except in full,
without the written consent of Pace Analytical Services, LLC.

Pace Analytical Services, LLC
7726 Moller Road
Indianapolis, IN 46268
(317)228-3100

QUALITY CONTROL DATA

Project: Eagle Valley Aug 2022 P1R5
Pace Project No.: 50325519

QC Batch: 695347
QC Batch Method: SM 4500-H+B
Analysis Method: SM 4500-H+B
Analysis Description: 4500H+B pH
Laboratory: Pace Analytical Services - Indianapolis

Associated Lab Samples: 50325519001

SAMPLE DUPLICATE: 3197173

Parameter	Units	50325318005 Result	Dup Result	RPD	Max RPD	Qualifiers
pH at 25 Degrees C	Std. Units	7.7	7.7	0	2	H3

SAMPLE DUPLICATE: 3197174

Parameter	Units	50325558001 Result	Dup Result	RPD	Max RPD	Qualifiers
pH at 25 Degrees C	Std. Units	8.7	8.7	0	2	H3

SAMPLE DUPLICATE: 3197175

Parameter	Units	50325568002 Result	Dup Result	RPD	Max RPD	Qualifiers
pH at 25 Degrees C	Std. Units	7.2	7.2	0	2	H3

Results presented on this page are in the units indicated by the "Units" column except where an alternate unit is presented to the right of the result.

REPORT OF LABORATORY ANALYSIS

This report shall not be reproduced, except in full,
without the written consent of Pace Analytical Services, LLC.

Pace Analytical Services, LLC
7726 Moller Road
Indianapolis, IN 46268
(317)228-3100

QUALITY CONTROL DATA

Project: Eagle Valley Aug 2022 P1R5
Pace Project No.: 50325519

QC Batch: 695670
QC Batch Method: SM 4500-S2-D
Analysis Method: SM 4500-S2-D
Analysis Description: 4500S2D Sulfide Water
Laboratory: Pace Analytical Services - Indianapolis
Associated Lab Samples: 50325519001

METHOD BLANK: 3198457 Matrix: Water
Associated Lab Samples: 50325519001

Parameter	Units	Blank Result	Reporting Limit	Analyzed	Qualifiers
Sulfide	mg/L	ND	0.10	09/14/22 10:21	

LABORATORY CONTROL SAMPLE: 3198458

Parameter	Units	Spike Conc.	LCS Result	LCS % Rec	% Rec Limits	Qualifiers
Sulfide	mg/L	0.5	0.49	99	90-110	

MATRIX SPIKE & MATRIX SPIKE DUPLICATE: 3198459 3198460

Parameter	Units	50323135002 Result	MS Spike Conc.	MSD Spike Conc.	MS Result	MSD Result	MS % Rec	MSD % Rec	% Rec Limits	RPD	Max RPD	Qual
Sulfide	mg/L	ND	0.5	0.5	0.44	0.45	87	90	90-110	3	20	M0

MATRIX SPIKE SAMPLE: 3198461

Parameter	Units	50325351004 Result	Spike Conc.	MS Result	MS % Rec	% Rec Limits	Qualifiers
Sulfide	mg/L	ND	0.5	0.48	95	90-110	

Results presented on this page are in the units indicated by the "Units" column except where an alternate unit is presented to the right of the result.

REPORT OF LABORATORY ANALYSIS

This report shall not be reproduced, except in full,
without the written consent of Pace Analytical Services, LLC.

Pace Analytical Services, LLC
7726 Moller Road
Indianapolis, IN 46268
(317)228-3100

QUALITY CONTROL DATA

Project: Eagle Valley Aug 2022 P1R5
Pace Project No.: 50325519

QC Batch: 696043
QC Batch Method: HACH 8146
Analysis Method: HACH 8146
Analysis Description: Iron, Ferrous
Laboratory: Pace Analytical Services - Indianapolis

Associated Lab Samples: 50325519001

METHOD BLANK: 3200131 Matrix: Water
Associated Lab Samples: 50325519001

Parameter	Units	Blank Result	Reporting Limit	Analyzed	Qualifiers
Iron, Ferrous	mg/L	ND	0.20	09/15/22 18:35	H3,N2

LABORATORY CONTROL SAMPLE: 3200132

Parameter	Units	Spike Conc.	LCS Result	LCS % Rec	% Rec Limits	Qualifiers
Iron, Ferrous	mg/L	1	1.0	104	90-110	H3,N2

MATRIX SPIKE & MATRIX SPIKE DUPLICATE: 3200133 3200134

Parameter	Units	50325762001 Result	MS Spike Conc.	MSD Spike Conc.	MS Result	MSD Result	MS % Rec	MSD % Rec	% Rec Limits	RPD	Max RPD	Qual
Iron, Ferrous	mg/L	ND	1	1	1.1	1.1	107	106	90-110	2	20	H3,N2

MATRIX SPIKE SAMPLE: 3200137

Parameter	Units	50325519001 Result	Spike Conc.	MS Result	MS % Rec	% Rec Limits	Qualifiers
Iron, Ferrous	mg/L	ND	1	0.98	98	90-110	H3,N2

Results presented on this page are in the units indicated by the "Units" column except where an alternate unit is presented to the right of the result.

REPORT OF LABORATORY ANALYSIS

This report shall not be reproduced, except in full,
without the written consent of Pace Analytical Services, LLC.

Pace Analytical Services, LLC
7726 Moller Road
Indianapolis, IN 46268
(317)228-3100

QUALITY CONTROL DATA

Project: Eagle Valley Aug 2022 P1R5
Pace Project No.: 50325519

QC Batch: 695140
QC Batch Method: EPA 353.2
Analysis Method: EPA 353.2
Analysis Description: 353.2 Nitrate + Nitrite, Unpres.
Laboratory: Pace Analytical Services - Indianapolis
Associated Lab Samples: 50325519001

METHOD BLANK: 3196311 Matrix: Water
Associated Lab Samples: 50325519001

Parameter	Units	Blank Result	Reporting Limit	Analyzed	Qualifiers
Nitrogen, Nitrate	mg/L	ND	0.10	09/10/22 10:27	
Nitrogen, Nitrite	mg/L	ND	0.10	09/10/22 10:27	

LABORATORY CONTROL SAMPLE: 3196312

Parameter	Units	Spike Conc.	LCS Result	LCS % Rec	% Rec Limits	Qualifiers
Nitrogen, Nitrate	mg/L	1	1.0	103	90-110	
Nitrogen, Nitrite	mg/L	1	1.1	106	90-110	

MATRIX SPIKE & MATRIX SPIKE DUPLICATE: 3196313 3196314

Parameter	Units	50325517002 Result	MS Spike Conc.	MSD Spike Conc.	MS Result	MSD Result	MS % Rec	MSD % Rec	% Rec Limits	RPD	Max RPD	Qual
Nitrogen, Nitrate	mg/L	7.1	1	1	8.2	8.2	107	110	90-110	0	20	
Nitrogen, Nitrite	mg/L	ND	1	1	1.1	1.1	102	102	90-110	0	20	

MATRIX SPIKE SAMPLE: 3196315

Parameter	Units	50325517001 Result	Spike Conc.	MS Result	MS % Rec	% Rec Limits	Qualifiers
Nitrogen, Nitrate	mg/L	ND	1	1.1	103	90-110	
Nitrogen, Nitrite	mg/L	ND	1	1.1	106	90-110	

Results presented on this page are in the units indicated by the "Units" column except where an alternate unit is presented to the right of the result.

REPORT OF LABORATORY ANALYSIS

This report shall not be reproduced, except in full,
without the written consent of Pace Analytical Services, LLC.

Pace Analytical Services, LLC
7726 Moller Road
Indianapolis, IN 46268
(317)228-3100

QUALITY CONTROL DATA

Project: Eagle Valley Aug 2022 P1R5
Pace Project No.: 50325519

QC Batch: 695900
QC Batch Method: EPA 365.1
Analysis Method: EPA 365.1
Analysis Description: 365.1 Total Phosphorus
Laboratory: Pace Analytical Services - Indianapolis
Associated Lab Samples: 50325519001

METHOD BLANK: 3199313 Matrix: Water
Associated Lab Samples: 50325519001

Parameter	Units	Blank Result	Reporting Limit	Analyzed	Qualifiers
Phosphate as P04	mg/L	ND	0.15	09/20/22 14:53	

LABORATORY CONTROL SAMPLE: 3199314

Parameter	Units	Spike Conc.	LCS Result	LCS % Rec	% Rec Limits	Qualifiers
Phosphate as P04	mg/L		1.5			

MATRIX SPIKE & MATRIX SPIKE DUPLICATE: 3199315 3199316

Parameter	Units	50325834001 Result	MS Spike Conc.	MSD Spike Conc.	MS Result	MSD Result	MS % Rec	MSD % Rec	% Rec Limits	RPD	Max RPD	Qual
Phosphate as P04	mg/L	ND			1.5	1.4				8		

MATRIX SPIKE SAMPLE: 3199317

Parameter	Units	50325592001 Result	Spike Conc.	MS Result	MS % Rec	% Rec Limits	Qualifiers
Phosphate as P04	mg/L	ND		1.7			

Results presented on this page are in the units indicated by the "Units" column except where an alternate unit is presented to the right of the result.

REPORT OF LABORATORY ANALYSIS

This report shall not be reproduced, except in full,
without the written consent of Pace Analytical Services, LLC.

Pace Analytical Services, LLC
7726 Moller Road
Indianapolis, IN 46268
(317)228-3100

QUALITY CONTROL DATA

Project: Eagle Valley Aug 2022 P1R5
Pace Project No.: 50325519

QC Batch: 695498
QC Batch Method: SM 5310C
Analysis Method: SM 5310C
Analysis Description: 5310C Total Organic Carbon
Laboratory: Pace Analytical Services - Indianapolis
Associated Lab Samples: 50325519001

METHOD BLANK: 3197679 Matrix: Water
Associated Lab Samples: 50325519001

Parameter	Units	Blank Result	Reporting Limit	Analyzed	Qualifiers
Total Organic Carbon	mg/L	ND	1.0	09/13/22 23:09	

LABORATORY CONTROL SAMPLE: 3197680

Parameter	Units	Spike Conc.	LCS Result	LCS % Rec	% Rec Limits	Qualifiers
Total Organic Carbon	mg/L	10	9.8	98	90-110	

MATRIX SPIKE & MATRIX SPIKE DUPLICATE: 3197681 3197682

Parameter	Units	50325390001 Result	MS Spike Conc.	MSD Spike Conc.	MS Result	MSD Result	MS % Rec	MSD % Rec	% Rec Limits	RPD	Max RPD	Qual
Total Organic Carbon	mg/L	2.9	10	10	12.5	12.5	95	96	80-120	1	20	

Results presented on this page are in the units indicated by the "Units" column except where an alternate unit is presented to the right of the result.

REPORT OF LABORATORY ANALYSIS

This report shall not be reproduced, except in full,
without the written consent of Pace Analytical Services, LLC.

Pace Analytical Services, LLC
7726 Moller Road
Indianapolis, IN 46268
(317)228-3100

QUALITY CONTROL DATA

Project: Eagle Valley Aug 2022 P1R5
Pace Project No.: 50325519

QC Batch: 695241
QC Batch Method: SM 5310C
Analysis Method: SM 5310C
Analysis Description: 5310C Dissolved Organic Carbon
Laboratory: Pace Analytical Services - Indianapolis
Associated Lab Samples: 50325519001

METHOD BLANK: 3196848 Matrix: Water
Associated Lab Samples: 50325519001

Parameter	Units	Blank Result	Reporting Limit	Analyzed	Qualifiers
Dissolved Organic Carbon	mg/L	ND	1.0	09/13/22 17:37	

LABORATORY CONTROL SAMPLE: 3196849

Parameter	Units	Spike Conc.	LCS Result	LCS % Rec	% Rec Limits	Qualifiers
Dissolved Organic Carbon	mg/L	10	9.6	96	90-110	

MATRIX SPIKE & MATRIX SPIKE DUPLICATE: 3196850 3196851

Parameter	Units	50325265001 Result	MS Spike Conc.	MSD Spike Conc.	MS Result	MSD Result	MS % Rec	MSD % Rec	% Rec Limits	RPD	Max RPD	Qual
Dissolved Organic Carbon	mg/L	6.4	10	10	16.1	16.0	97	96	80-120	1	20	

MATRIX SPIKE SAMPLE: 3196852

Parameter	Units	50325265002 Result	Spike Conc.	MS Result	MS % Rec	% Rec Limits	Qualifiers
Dissolved Organic Carbon	mg/L	2.4	10	12.1	97	80-120	

Results presented on this page are in the units indicated by the "Units" column except where an alternate unit is presented to the right of the result.

REPORT OF LABORATORY ANALYSIS

This report shall not be reproduced, except in full,
without the written consent of Pace Analytical Services, LLC.

Pace Analytical Services, LLC
7726 Moller Road
Indianapolis, IN 46268
(317)228-3100

ANALYTICAL RESULTS - RADIOCHEMISTRY

Project: Eagle Valley Aug 2022 P1R5
Pace Project No.: 50325519

Sample: MW-23S **Lab ID: 50325519001** Collected: 09/09/22 11:50 Received: 09/09/22 16:00 Matrix: Water
PWS: Site ID: Sample Type:

Parameters	Method	Act ± Unc (MDC) Carr Trac	Units	Analyzed	CAS No.	Qual
	Pace Analytical Services - Greensburg					
Radium-226	EPA 903.1	**0.716 ± 0.568 (0.771) C:NA T:94%**	pCi/L	09/20/22 13:15	13982-63-3	
	Pace Analytical Services - Greensburg					
Radium-228	EPA 904.0	**0.464 ± 0.324 (0.619) C:71% T:96%**	pCi/L	09/28/22 15:27	15262-20-1	
	Pace Analytical Services - Greensburg					
Total Radium	Total Radium Calculation	**1.18 ± 0.892 (1.39)**	pCi/L	10/03/22 12:21	7440-14-4	

REPORT OF LABORATORY ANALYSIS

This report shall not be reproduced, except in full,
without the written consent of Pace Analytical Services, LLC.

Pace Analytical Services, LLC
7726 Moller Road
Indianapolis, IN 46268
(317)228-3100

QUALITY CONTROL - RADIOCHEMISTRY

Project: Eagle Valley Aug 2022 P1R5
Pace Project No.: 50325519

QC Batch: 532658
QC Batch Method: EPA 903.1
Analysis Method: EPA 903.1
Analysis Description: 903.1 Radium-226
Laboratory: Pace Analytical Services - Greensburg
Associated Lab Samples: 50325519001

METHOD BLANK: 2583985 Matrix: Water
Associated Lab Samples: 50325519001

Parameter	Act ± Unc (MDC) Carr Trac	Units	Analyzed	Qualifiers
Radium-226	0.171 ± 0.370 (0.683) C:NA T:94%	pCi/L	09/20/22 13:04	

Results presented on this page are in the units indicated by the "Units" column except where an alternate unit is presented to the right of the result.

REPORT OF LABORATORY ANALYSIS

This report shall not be reproduced, except in full,
without the written consent of Pace Analytical Services, LLC.

Pace Analytical Services, LLC
7726 Moller Road
Indianapolis, IN 46268
(317)228-3100

QUALITY CONTROL - RADIOCHEMISTRY

Project: Eagle Valley Aug 2022 P1R5
Pace Project No.: 50325519

QC Batch: 532659
QC Batch Method: EPA 904.0
Analysis Method: EPA 904.0
Analysis Description: 904.0 Radium 228
Laboratory: Pace Analytical Services - Greensburg
Associated Lab Samples: 50325519001

METHOD BLANK: 2583988 Matrix: Water
Associated Lab Samples: 50325519001

Parameter	Act ± Unc (MDC) Carr Trac	Units	Analyzed	Qualifiers
Radium-228	0.627 ± 0.311 (0.523) C:72% T:105%	pCi/L	09/28/22 15:26	

Results presented on this page are in the units indicated by the "Units" column except where an alternate unit is presented to the right of the result.

REPORT OF LABORATORY ANALYSIS

This report shall not be reproduced, except in full,
without the written consent of Pace Analytical Services, LLC.

Pace Analytical Services, LLC
7726 Moller Road
Indianapolis, IN 46268
(317)228-3100

QUALIFIERS

Project: Eagle Valley Aug 2022 P1R5
Pace Project No.: 50325519

DEFINITIONS

DF - Dilution Factor, if reported, represents the factor applied to the reported data due to dilution of the sample aliquot.

ND - Not Detected at or above adjusted reporting limit.

TNTC - Too Numerous To Count

J - Estimated concentration above the adjusted method detection limit and below the adjusted reporting limit.

MDL - Adjusted Method Detection Limit.

PQL - Practical Quantitation Limit.

RL - Reporting Limit - The lowest concentration value that meets project requirements for quantitative data with known precision and bias for a specific analyte in a specific matrix.

S - Surrogate

1,2-Diphenylhydrazine decomposes to and cannot be separated from Azobenzene using Method 8270. The result for each analyte is a combined concentration.

Consistent with EPA guidelines, unrounded data are displayed and have been used to calculate % recovery and RPD values.

LCS(D) - Laboratory Control Sample (Duplicate)

MS(D) - Matrix Spike (Duplicate)

DUP - Sample Duplicate

RPD - Relative Percent Difference

NC - Not Calculable.

SG - Silica Gel - Clean-Up

U - Indicates the compound was analyzed for, but not detected.

N-Nitrosodiphenylamine decomposes and cannot be separated from Diphenylamine using Method 8270. The result reported for each analyte is a combined concentration.

Reported results are not rounded until the final step prior to reporting. Therefore, calculated parameters that are typically reported as "Total" may vary slightly from the sum of the reported component parameters.

Act - Activity

Unc - Uncertainty: SDWA = 1.96 sigma count uncertainty, all other matrices = Expanded Uncertainty (95% confidence interval). Gamma Spec = Expanded Uncertainty (95.4% Confidence Interval)

(MDC) - Minimum Detectable Concentration

Trac - Tracer Recovery (%)

Carr - Carrier Recovery (%)

Pace Analytical is TNI accredited. Contact your Pace PM for the current list of accredited analytes.

TNI - The NELAC Institute.

ANALYTE QUALIFIERS

E	Analyte concentration exceeded the calibration range. The reported result is estimated.
H3	Sample was received or analysis requested beyond the recognized method holding time.
M0	Matrix spike recovery and/or matrix spike duplicate recovery was outside laboratory control limits.
N2	The lab does not hold NELAC/TNI accreditation for this parameter but other accreditations/certifications may apply. A complete list of accreditations/certifications is available upon request.
P6	Matrix spike recovery was outside laboratory control limits due to a parent sample concentration notably higher than the spike level.

This report shall not be reproduced, except in full,
without the written consent of Pace Analytical Services, LLC.

Pace Analytical Services, LLC
7726 Moller Road
Indianapolis, IN 46268
(317)228-3100

QUALITY CONTROL DATA CROSS REFERENCE TABLE

Project: Eagle Valley Aug 2022 P1R5
Pace Project No.: 50325519

Lab ID	Sample ID	QC Batch Method	QC Batch	Analytical Method	Analytical Batch
50325519001	**MW-23S**	EPA 9056	695476		
50325519001	**MW-23S**	EPA 3010	695617	EPA 6010	696647
50325519001	**MW-23S**	EPA 3010	696528	EPA 6010	696817
50325519001	**MW-23S**	EPA 200.2	695151	EPA 6020	695204
50325519001	**MW-23S**	EPA 903.1	532658		
50325519001	**MW-23S**	EPA 904.0	532659		
50325519001	**MW-23S**	Total Radium Calculation	536982		
50325519001	**MW-23S**	SM 2320B	695252		
50325519001	**MW-23S**	SM 2540C	695913		
50325519001	**MW-23S**	SM 4500-H+B	695347		
50325519001	**MW-23S**	SM 4500-S2-D	695670		
50325519001	**MW-23S**	HACH 8146	696043		
50325519001	**MW-23S**	EPA 353.2	695140		
50325519001	**MW-23S**	EPA 365.1	695900	EPA 365.1	696767
50325519001	**MW-23S**	SM 5310C	695498		
50325519001	**MW-23S**	SM 5310C	695241		

This report shall not be reproduced, except in full,
without the written consent of Pace Analytical Services, LLC.

WO# : 50325519

50325519

Pace Analytical

alytical Request Document

MENT. All relevant fields must be completed accurately.

Page : 1 Of 1

Section A Required Client Information:	Section B Required Project Information:	Section C Invoice Information:
Company: Atlas Indianapolis	Report To: Mark Breting	Attention: Accounts Payable - Paula Sedan
Address: 7988 Centerpoint Dr ste 100 46252	Copy To:	Company Name: Atlas - Indy
		Address:
Email: Mark.Breting@oneatlas.com	Purchase Order #:	Pace Quote:
Phone: 317.313.8806 Fax:	Project Name: Eagle Valley Aug 2022 01C5	Pace Project Manager: hayden.putt@pacelabs.com
Requested Due Date:	Project #: 170LF01159	Pace Profile #:

Regulatory Agency

State / Location

ITEM #	SAMPLE ID One Character per box. (A-Z, 0-9 / , -) Sample Ids must be unique	MATRIX CODE (see valid codes to left)	SAMPLE TYPE (G=GRAB C=COMP)	COLLECTED START DATE	COLLECTED START TIME	COLLECTED END DATE	COLLECTED END TIME	SAMPLE TEMP AT COLLECTION	# OF CONTAINERS	Unpreserved	H2SO4	HNO3	HCl	NaOH	Na2S2O3	Methanol	Other	Analyses Test Y/N	Metals Total 6010, 6020	FF Mn 6010	TDS 2540C/PH 9500 TB	TOC by 5310	DOC by 5310	Alkalinity/Ferrous	Nitrate/Nitrite 353.2-WET	Sulfide 4500 S2D	Phosphorus 365.1	(Cl,F,SO4) 9052	Rad-224/228 + SUM		Residual Chlorine (Y/N)	
1	MW-23S		C	9.9.22	1150				11	3	2	4		1					/	/	/	/	/	/	/	/	/	/	/			001
2																																
3																																
4																																
5																																
6																																
7																																
8																																
9																																
10																																
11																																
12																																

ADDITIONAL COMMENTS	RELINQUISHED BY / AFFILIATION	DATE	TIME	ACCEPTED BY / AFFILIATION	DATE	TIME	SAMPLE CONDITIONS			
	Erika Valerio/Atlas	9.9.22	1553	S. Putt	9/9/22	1600	2.0	Y	N	Y
							TEMP in C	Received on Ice (Y/N)	Custody Sealed Cooler (Y/N)	Samples Intact (Y/N)

SAMPLER NAME AND SIGNATURE

PRINT Name of SAMPLER: Erika Valerio

SIGNATURE of SAMPLER: [signature]

DATE Signed: 9.9.2022

SAMPLE CONDITION UPON RECEIPT FORM

Date/Time and Initials of person examining contents: 9/9/22 1017 SEP

1. **Courier:** ☐ FED EX ☐ UPS ☒ CLIENT ☐ PACE ☐ USPS ☐ OTHER _____

2. **Custody Seal on Cooler/Box Present:** ☐ Yes ☒ No

(If yes)Seals Intact: ☐ Yes ☐ No **(leave blank if no seals were present)**

3. **Thermometer:** 1 2 3 4 5 6 A B C D E F

4. **Cooler Temperature(s):** 2.9 | 2.0 | | | |
(Initial/Corrected) RECORD TEMPS OF ALL COOLERS RECEIVED (use Comments below to add more)

5. **Packing Material:** ☐ Bubble Wrap ☒ Bubble Bags ☐ None ☐ Other _____

6. **Ice Type:** ☒ Wet ☐ Blue ☐ None

7. **If temp. is over 6°C or under 0°C, was the PM notified?:** ☐ Yes ☐ No
Cooler temp should be above freezing to 6°C

All discrepancies will be written out in the comments section below.

	Yes	No		Yes	No	N/A
USDA Regulated Soils? (HI, ID, NY, WA, OR,CA, NM, TX, OK, AR, LA, TN, AL, MS, NC, SC, GA, FL, or Puerto Rico)		X	All containers needing acid/base preservation have been pH CHECKED?: **Exceptions: VOA, coliform, LLHg, O&G, RAD CHEM, and any container with a septum cap or preserved with HCl.** **Circle:** HNO3 (<2) H2SO4 (<2) NaOH (>10) NaOH/ZnAc (>9) Any non-conformance to pH recommendations will be noted on the container count form	X		
Short Hold Time Analysis (48 hours or less)? **Analysis:** NO2+NO3	X	SEP 9/9/22 X				
Time 5035A TC placed in Freezer or Short Holds To Lab	Time: 16:42			Present	Absent	N/A
Rush TAT Requested (4 days or less):		X	Residual Chlorine Check (SVOC 625 Pest/PCB 608)			X
Custody Signatures Present?	X		Residual Chlorine Check (Total/Amenable/Free Cyanide)			X
Containers Intact?:	X		Headspace Wisconsin Sulfide?			X
Sample Label (IDs/Dates/Times) Match COC?: Except TCs, which only require sample ID	Y		Headspace in VOA Vials (>6mm): See Containter Count form for details	Present	Absent	No VOA Vials Sent X
Extra labels on Terracore Vials? (soils only)			Trip Blank Present?		X	
			Trip Blank Custody Seals?:			X

COMMENTS:

COC PAGE 1 of 1

Sample Container Count

** Place a RED dot on containers that are out of conformance **

		MeOH (only)	SBS	DI	VIALS					AMBER GLASS							PLASTIC									OTHER								
COC Line Item	WGFU	R	DG9H	VG9H	VOA VIAL HS (>6mm)	VG9U	DG9U	VG9T	AG0U	AG1H	AG1U	AG2U	AG3S	AG3SF	AG3C	BP1U	BP1N	BP2U	BP3U	BP3N	BP3F	BP3S	BP3B	BP3Z	CG3H	Syringe Kit			Matrix	Nitric Red HNO3 <2	Sulfuric Yellow H2SO4 <2	Sodium Hydroxide Green NaOH >10	Sodium Hydroxide/ ZnAc Black NaOH/Zn Ac >9
1													1	1			2	1	2	1	1	1		1					WT	✓	✓		✓
2																																	
3																																	
4																																	
5																																	
6																																	
7																																	
8																																	
9																																	
10																																	
11																																	
12																																	

ntainer Codes

Glass

39H	40mL HCl amber voa vial	BG1T	1L Na Thiosulfate clear glass	BP1B	1L NaOH plastic
39P	40mL TSP amber vial	BG1U	1L unpreserved glass	BP1N	1L HNO3 plastic
39S	40mL H2SO4 amber vial	BG3H	250mL HCl Clear Glass	BP1S	1L H2SO4 plastic
39T	40mL Na Thio amber vial	BG3U	250mL Unpres Clear Glass	BP1U	1L unpreserved plastic
39U	40mL unpreserved amber vial	AG0U	100mL unpres amber glass	BP1Z	1L NaOH, Zn, Ac
39H	40mL HCl clear vial	AG1H	1L HCl amber glass	BP2N	500mL HNO3 plastic
39T	40mL Na Thio. clear vial	AG1S	1L H2SO4 amber glass	BP2C	500mL NaOH plastic
39U	40mL unpreserved clear vial	AG1T	1L Na Thiosulfate amber glass	BP2S	500mL H2SO4 plastic
1	40mL w/hexane wipe vial	AG1U	1liter unpres amber glass	BP2U	500mL unpreserved plastic
3KU	8oz unpreserved clear jar	AG2N	500mL HNO3 amber glass	BP2Z	500mL NaOH, Zn Ac
3FU	4oz clear soil jar	AG2S	500mL H2SO4 amber glass	BP3B	250mL NaOH plastic
FU	4oz unpreserved amber wide	AG2U	500mL unpres amber glass	BP3N	250mL HNO3 plastic
3H	250mL clear glass HCl	AG3S	250mL H2SO4 amber glass	BP3F	250mL HNO3 plastic-field filtered
1H	1L HCl clear glass	AG3SF	250mL H2SO4 amb glass -field filtered	BP3U	250mL unpreserved plastic
1S	1L H2SO4 clear glass	AG3U	250mL unpres amber glass	BP3S	250mL H2SO4 plastic
	General	AG3C	250mL NaOH amber glass	BP3Z	250mL NaOH, ZnAc plastic

Plastic

BP4U	125mL unpreserved plastic
BP4N	125mL HNO3 plastic
BP4S	125mL H2SO4 plastic

Miscellaneous

Syringe Kit	LL Cr+6 sampling kit
ZPLC	Ziploc Bag
R	Terracore Kit
SP5T	120mL Coliform Sodium Thiosulfate
T	Tedlar Bag (air sample)
U	Summa Can (air sample)
WT	Water
SL	Solid Solid
OL:	Oil
NAL	Non-aqueous liquid
WP	Wipe

ATTACHMENT C

PREDICTION LIMITS DOCUMENTATION

NOVEMBER 2021

Table C-1

Upgradient Data

Constituent	Units	Well	Date		Result	Adjusted	
Antimony, Total	ug/L	MW-13S	08/08/2019	ND	1.0000		
Antimony, Total	ug/L	MW-13S	09/25/2019	ND	1.0000		
Antimony, Total	ug/L	MW-13S	05/07/2020	ND	6.0000	1.0000	**
Antimony, Total	ug/L	MW-13S	11/12/2020	ND	1.0000		
Antimony, Total	ug/L	MW-13S	02/25/2021	ND	1.0000		
Antimony, Total	ug/L	MW-13S	03/29/2021	ND	1.0000		
Antimony, Total	ug/L	MW-13S	05/20/2021	ND	1.0000		
Antimony, Total	ug/L	MW-13S	06/22/2021	ND	1.0000		
Antimony, Total	ug/L	MW-13S	07/27/2021	ND	1.0000		
Antimony, Total	ug/L	MW-13S	11/16/2021	ND	1.0000		
Arsenic, Total	ug/L	MW-13S	08/08/2019	ND	1.0000		
Arsenic, Total	ug/L	MW-13S	09/25/2019		5.8000		
Arsenic, Total	ug/L	MW-13S	05/07/2020	ND	10.0000	1.0000	**
Arsenic, Total	ug/L	MW-13S	11/12/2020	ND	1.0000		
Arsenic, Total	ug/L	MW-13S	02/25/2021	ND	1.0000		
Arsenic, Total	ug/L	MW-13S	03/29/2021	ND	1.0000		
Arsenic, Total	ug/L	MW-13S	05/20/2021	ND	1.0000		
Arsenic, Total	ug/L	MW-13S	06/22/2021	ND	1.0000		
Arsenic, Total	ug/L	MW-13S	07/27/2021	ND	1.0000		
Arsenic, Total	ug/L	MW-13S	11/16/2021	ND	1.0000		
Barium, Total	ug/L	MW-13S	08/08/2019		50.0000		
Barium, Total	ug/L	MW-13S	09/25/2019		69.3000		
Barium, Total	ug/L	MW-13S	05/07/2020		56.4000		
Barium, Total	ug/L	MW-13S	11/12/2020		44.5000		
Barium, Total	ug/L	MW-13S	02/25/2021		53.3000		
Barium, Total	ug/L	MW-13S	03/29/2021		60.3000		
Barium, Total	ug/L	MW-13S	05/20/2021		51.0000		
Barium, Total	ug/L	MW-13S	06/22/2021		44.5000		
Barium, Total	ug/L	MW-13S	07/27/2021		48.3000		
Barium, Total	ug/L	MW-13S	11/16/2021		50.4000		
Beryllium, Total	ug/L	MW-13S	08/08/2019	ND	0.2000		
Beryllium, Total	ug/L	MW-13S	09/25/2019	ND	0.2000		
Beryllium, Total	ug/L	MW-13S	05/07/2020	ND	4.0000	0.2000	**
Beryllium, Total	ug/L	MW-13S	11/12/2020	ND	0.2000		
Beryllium, Total	ug/L	MW-13S	02/25/2021	ND	0.2000		
Beryllium, Total	ug/L	MW-13S	03/29/2021	ND	0.2000		
Beryllium, Total	ug/L	MW-13S	05/20/2021	ND	0.2000		
Beryllium, Total	ug/L	MW-13S	06/22/2021	ND	0.2000		
Beryllium, Total	ug/L	MW-13S	07/27/2021	ND	0.2000		
Cadmium, Total	ug/L	MW-13S	08/08/2019	ND	2.0000		
Cadmium, Total	ug/L	MW-13S	09/25/2019	ND	2.0000		

* - Outlier for that well and constituent.
** - ND value replaced with median RL.
*** - ND value replaced with manual RL.
ND = Not detected, Result = detection limit.

Table C-1

Upgradient Data

Constituent	Units	Well	Date		Result	Adjusted	
Cadmium, Total	ug/L	MW-13S	05/07/2020	ND	2.0000		
Cadmium, Total	ug/L	MW-13S	11/12/2020	ND	2.0000		
Cadmium, Total	ug/L	MW-13S	02/25/2021	ND	2.0000		
Cadmium, Total	ug/L	MW-13S	03/29/2021	ND	2.0000		
Cadmium, Total	ug/L	MW-13S	05/20/2021	ND	2.0000		
Cadmium, Total	ug/L	MW-13S	06/22/2021	ND	2.0000		
Cadmium, Total	ug/L	MW-13S	07/27/2021	ND	2.0000		
Chromium, Total	ug/L	MW-13S	08/08/2019	ND	10.0000		
Chromium, Total	ug/L	MW-13S	09/25/2019	ND	10.0000		
Chromium, Total	ug/L	MW-13S	05/07/2020	ND	10.0000		
Chromium, Total	ug/L	MW-13S	11/12/2020	ND	10.0000		
Chromium, Total	ug/L	MW-13S	02/25/2021	ND	10.0000		
Chromium, Total	ug/L	MW-13S	03/29/2021	ND	10.0000		
Chromium, Total	ug/L	MW-13S	05/20/2021	ND	10.0000		
Chromium, Total	ug/L	MW-13S	06/22/2021	ND	10.0000		
Chromium, Total	ug/L	MW-13S	07/27/2021	ND	10.0000		
Cobalt, Total	ug/L	MW-13S	08/08/2019	ND	1.0000		
Cobalt, Total	ug/L	MW-13S	09/25/2019		5.8000		
Cobalt, Total	ug/L	MW-13S	05/07/2020	ND	10.0000	1.0000	**
Cobalt, Total	ug/L	MW-13S	11/12/2020	ND	1.0000		
Cobalt, Total	ug/L	MW-13S	02/25/2021	ND	1.0000		
Cobalt, Total	ug/L	MW-13S	03/29/2021	ND	1.0000		
Cobalt, Total	ug/L	MW-13S	05/20/2021	ND	1.0000		
Cobalt, Total	ug/L	MW-13S	06/22/2021	ND	1.0000		
Cobalt, Total	ug/L	MW-13S	07/27/2021	ND	1.0000		
Cobalt, Total	ug/L	MW-13S	11/16/2021	ND	1.0000		
Fluoride	mg/L	MW-13S	08/08/2019	ND	0.1000		
Fluoride	mg/L	MW-13S	09/25/2019	ND	0.1000		
Fluoride	mg/L	MW-13S	05/07/2020	ND	0.1000		
Fluoride	mg/L	MW-13S	11/12/2020	ND	0.1000		
Fluoride	mg/L	MW-13S	02/25/2021	ND	0.1000		
Fluoride	mg/L	MW-13S	03/29/2021	ND	0.1000		
Fluoride	mg/L	MW-13S	05/20/2021	ND	0.1000		
Fluoride	mg/L	MW-13S	06/22/2021	ND	0.1000		
Fluoride	mg/L	MW-13S	07/27/2021	ND	0.1000		
Fluoride	mg/L	MW-13S	11/16/2021	ND	0.1000		
Lead, Total	ug/L	MW-13S	08/08/2019	ND	10.0000		
Lead, Total	ug/L	MW-13S	09/25/2019	ND	10.0000		
Lead, Total	ug/L	MW-13S	05/07/2020	ND	10.0000		
Lead, Total	ug/L	MW-13S	11/12/2020	ND	10.0000		
Lead, Total	ug/L	MW-13S	02/25/2021	ND	10.0000		

* - Outlier for that well and constituent.
** - ND value replaced with median RL.
*** - ND value replaced with manual RL.
ND = Not detected, Result = detection limit.

Table C-1

Upgradient Data

Constituent	Units	Well	Date		Result	Adjusted	
Lead, Total	ug/L	MW-13S	03/29/2021	ND	10.0000		
Lead, Total	ug/L	MW-13S	05/20/2021	ND	10.0000		
Lead, Total	ug/L	MW-13S	06/22/2021	ND	10.0000		
Lead, Total	ug/L	MW-13S	07/27/2021	ND	10.0000		
Lithium, Total	ug/L	MW-13S	08/08/2019	ND	20.0000		
Lithium, Total	ug/L	MW-13S	09/25/2019	ND	20.0000		
Lithium, Total	ug/L	MW-13S	05/07/2020	ND	20.0000		
Lithium, Total	ug/L	MW-13S	11/12/2020	ND	20.0000		
Lithium, Total	ug/L	MW-13S	02/25/2021	ND	20.0000		
Lithium, Total	ug/L	MW-13S	03/29/2021	ND	20.0000		
Lithium, Total	ug/L	MW-13S	05/20/2021	ND	20.0000		
Lithium, Total	ug/L	MW-13S	06/22/2021	ND	20.0000		
Lithium, Total	ug/L	MW-13S	07/27/2021	ND	20.0000		
Lithium, Total	ug/L	MW-13S	11/16/2021	ND	20.0000		
Mercury	ug/L	MW-13S	08/08/2019	ND	2.0000		
Mercury	ug/L	MW-13S	09/25/2019	ND	2.0000		
Mercury	ug/L	MW-13S	11/12/2020	ND	2.0000		
Mercury	ug/L	MW-13S	02/25/2021	ND	2.0000		
Mercury	ug/L	MW-13S	03/29/2021	ND	2.0000		
Mercury	ug/L	MW-13S	05/20/2021	ND	2.0000		
Mercury	ug/L	MW-13S	06/22/2021	ND	2.0000		
Mercury	ug/L	MW-13S	07/27/2021	ND	2.0000		
Molybdenum, Total	ug/L	MW-13S	08/08/2019	ND	10.0000		
Molybdenum, Total	ug/L	MW-13S	09/25/2019	ND	10.0000		
Molybdenum, Total	ug/L	MW-13S	05/07/2020	ND	10.0000		
Molybdenum, Total	ug/L	MW-13S	11/12/2020	ND	10.0000		
Molybdenum, Total	ug/L	MW-13S	02/25/2021	ND	10.0000		
Molybdenum, Total	ug/L	MW-13S	03/29/2021	ND	10.0000		
Molybdenum, Total	ug/L	MW-13S	05/20/2021	ND	10.0000		
Molybdenum, Total	ug/L	MW-13S	06/22/2021	ND	10.0000		
Molybdenum, Total	ug/L	MW-13S	07/27/2021	ND	10.0000		
Molybdenum, Total	ug/L	MW-13S	11/16/2021	ND	10.0000		
Selenium, Total	ug/L	MW-13S	08/08/2019	ND	1.0000		
Selenium, Total	ug/L	MW-13S	09/25/2019	ND	1.0000		
Selenium, Total	ug/L	MW-13S	05/07/2020	ND	10.0000	1.0000	**
Selenium, Total	ug/L	MW-13S	11/12/2020	ND	1.0000		
Selenium, Total	ug/L	MW-13S	02/25/2021	ND	1.0000		
Selenium, Total	ug/L	MW-13S	03/29/2021	ND	1.0000		
Selenium, Total	ug/L	MW-13S	05/20/2021	ND	1.0000		
Selenium, Total	ug/L	MW-13S	06/22/2021	ND	1.0000		
Selenium, Total	ug/L	MW-13S	07/27/2021	ND	1.0000		

* - Outlier for that well and constituent.
** - ND value replaced with median RL.
*** - ND value replaced with manual RL.
ND = Not detected, Result = detection limit.

Table C-1

Upgradient Data

Constituent	Units	Well	Date		Result	Adjusted	
Selenium, Total	ug/L	MW-13S	11/16/2021	ND	1.0000		
Thallium, Total	ug/L	MW-13S	08/08/2019	ND	1.0000		
Thallium, Total	ug/L	MW-13S	09/25/2019	ND	1.0000		
Thallium, Total	ug/L	MW-13S	05/07/2020	ND	10.0000	1.0000	**
Thallium, Total	ug/L	MW-13S	11/12/2020	ND	1.0000		
Thallium, Total	ug/L	MW-13S	02/25/2021	ND	1.0000		
Thallium, Total	ug/L	MW-13S	03/29/2021	ND	1.0000		
Thallium, Total	ug/L	MW-13S	05/20/2021	ND	1.0000		
Thallium, Total	ug/L	MW-13S	06/22/2021	ND	1.0000		
Thallium, Total	ug/L	MW-13S	07/27/2021	ND	1.0000		
Total Radium	pCi/L	MW-13S	08/08/2019		0.4940		
Total Radium	pCi/L	MW-13S	09/25/2019		1.7800		
Total Radium	pCi/L	MW-13S	11/12/2020		1.1700		
Total Radium	pCi/L	MW-13S	02/25/2021		0.8130		
Total Radium	pCi/L	MW-13S	03/29/2021	ND	1.6500	1.2200	**
Total Radium	pCi/L	MW-13S	05/20/2021	ND	2.1500	1.2200	**
Total Radium	pCi/L	MW-13S	06/22/2021		0.7480		
Total Radium	pCi/L	MW-13S	07/27/2021	ND	1.1900	1.2200	**
Total Radium	pCi/L	MW-13S	11/16/2021	ND	1.2200		

* - Outlier for that well and constituent.
** - ND value replaced with median RL.
*** - ND value replaced with manual RL.
ND = Not detected, Result = detection limit.

Table C-2

Most Current Downgradient Monitoring Data

Constituent	Units	Well	Date		Result		Pred. Limit
Antimony, Total	ug/L	MW-10S	11/12/2021		1.8000	***	1.0000
Antimony, Total	ug/L	MW-11S	11/17/2021		1.4000	***	1.0000
Antimony, Total	ug/L	MW-12S	11/10/2021		1.5000	***	1.0000
Antimony, Total	ug/L	MW-1S	11/09/2021		1.8000	***	1.0000
Antimony, Total	ug/L	MW-2S	11/10/2021	ND	1.0000		1.0000
Antimony, Total	ug/L	MW-3S	11/18/2021	ND	1.0000		1.0000
Antimony, Total	ug/L	MW-6S	11/09/2021		1.2000	***	1.0000
Antimony, Total	ug/L	MW-7S	11/18/2021		3.8000	***	1.0000
Arsenic, Total	ug/L	MW-10S	11/12/2021	ND	1.0000		5.8000
Arsenic, Total	ug/L	MW-11S	11/17/2021		77.8000	***	5.8000
Arsenic, Total	ug/L	MW-12S	11/10/2021		1.4000		5.8000
Arsenic, Total	ug/L	MW-1S	11/09/2021		4.1000		5.8000
Arsenic, Total	ug/L	MW-2S	11/10/2021		13.7000	***	5.8000
Arsenic, Total	ug/L	MW-3S	11/18/2021	ND	1.0000		5.8000
Arsenic, Total	ug/L	MW-6S	11/09/2021	ND	1.0000		5.8000
Arsenic, Total	ug/L	MW-7S	11/18/2021		2.4000		5.8000
Barium, Total	ug/L	MW-10S	11/12/2021		83.6000	*	75.2178
Barium, Total	ug/L	MW-11S	11/17/2021		106.0000	***	75.2178
Barium, Total	ug/L	MW-12S	11/10/2021		127.0000	***	75.2178
Barium, Total	ug/L	MW-1S	11/09/2021		73.7000		75.2178
Barium, Total	ug/L	MW-2S	11/10/2021		143.0000	***	75.2178
Barium, Total	ug/L	MW-3S	11/18/2021		94.3000	***	75.2178
Barium, Total	ug/L	MW-6S	11/09/2021		86.4000	***	75.2178
Barium, Total	ug/L	MW-7S	11/18/2021		89.2000	***	75.2178
Beryllium, Total	ug/L	MW-10S	05/21/2021	ND	0.2000		0.2000
Beryllium, Total	ug/L	MW-11S	05/17/2021	ND	0.2000		0.2000
Beryllium, Total	ug/L	MW-12S	05/13/2021	ND	0.2000		0.2000
Beryllium, Total	ug/L	MW-1S	05/25/2021	ND	0.2000		0.2000
Beryllium, Total	ug/L	MW-2S	05/11/2021	ND	0.2000		0.2000
Beryllium, Total	ug/L	MW-3S	05/12/2021	ND	0.2000		0.2000
Beryllium, Total	ug/L	MW-6S	05/18/2021	ND	0.2000		0.2000
Beryllium, Total	ug/L	MW-7S	05/17/2021	ND	0.2000		0.2000
Cadmium, Total	ug/L	MW-10S	05/21/2021	ND	2.0000		2.0000
Cadmium, Total	ug/L	MW-11S	05/17/2021	ND	2.0000		2.0000
Cadmium, Total	ug/L	MW-12S	05/13/2021	ND	2.0000		2.0000
Cadmium, Total	ug/L	MW-1S	05/25/2021	ND	2.0000		2.0000
Cadmium, Total	ug/L	MW-2S	05/11/2021	ND	2.0000		2.0000
Cadmium, Total	ug/L	MW-3S	05/12/2021	ND	2.0000		2.0000
Cadmium, Total	ug/L	MW-6S	05/18/2021	ND	2.0000		2.0000

* - Current value failed - awaiting verification.
** - Current value passed - previous exceedance not verified.
*** - Current value failed - exceedance verified.
**** - Current value passed - awaiting one more verification.
***** - Insufficient background data to compute prediction limit.
ND = Not Detected, Result = detection limit.

Table C-2

Most Current Downgradient Monitoring Data

Constituent	Units	Well	Date		Result		Pred. Limit
Cadmium, Total	ug/L	MW-7S	05/17/2021	ND	2.0000		2.0000
Chromium, Total	ug/L	MW-10S	05/21/2021	ND	10.0000		10.0000
Chromium, Total	ug/L	MW-11S	05/17/2021	ND	10.0000		10.0000
Chromium, Total	ug/L	MW-12S	05/13/2021	ND	10.0000		10.0000
Chromium, Total	ug/L	MW-1S	05/25/2021	ND	10.0000		10.0000
Chromium, Total	ug/L	MW-2S	05/11/2021	ND	10.0000		10.0000
Chromium, Total	ug/L	MW-3S	05/12/2021	ND	10.0000		10.0000
Chromium, Total	ug/L	MW-6S	05/18/2021	ND	10.0000		10.0000
Chromium, Total	ug/L	MW-7S	05/17/2021	ND	10.0000		10.0000
Cobalt, Total	ug/L	MW-10S	11/12/2021	ND	1.0000		5.8000
Cobalt, Total	ug/L	MW-11S	11/17/2021	ND	1.0000		5.8000
Cobalt, Total	ug/L	MW-12S	11/10/2021	ND	1.0000		5.8000
Cobalt, Total	ug/L	MW-1S	11/09/2021	ND	1.0000		5.8000
Cobalt, Total	ug/L	MW-2S	11/10/2021	ND	1.0000		5.8000
Cobalt, Total	ug/L	MW-3S	11/18/2021	ND	1.0000		5.8000
Cobalt, Total	ug/L	MW-6S	11/09/2021	ND	1.0000		5.8000
Cobalt, Total	ug/L	MW-7S	11/18/2021		4.1000		5.8000
Fluoride	mg/L	MW-10S	11/12/2021		0.2000	***	0.1000
Fluoride	mg/L	MW-11S	11/17/2021		0.1500	***	0.1000
Fluoride	mg/L	MW-12S	11/10/2021		0.2200	***	0.1000
Fluoride	mg/L	MW-1S	11/09/2021		0.1300	*	0.1000
Fluoride	mg/L	MW-2S	11/10/2021		0.1600	***	0.1000
Fluoride	mg/L	MW-3S	11/18/2021		0.2900	***	0.1000
Fluoride	mg/L	MW-6S	11/09/2021		0.2500	***	0.1000
Fluoride	mg/L	MW-7S	11/18/2021	ND	0.1000		0.1000
Lead, Total	ug/L	MW-10S	05/21/2021	ND	10.0000		10.0000
Lead, Total	ug/L	MW-11S	05/17/2021	ND	10.0000		10.0000
Lead, Total	ug/L	MW-12S	05/13/2021	ND	10.0000		10.0000
Lead, Total	ug/L	MW-1S	05/25/2021	ND	10.0000		10.0000
Lead, Total	ug/L	MW-2S	05/11/2021	ND	10.0000		10.0000
Lead, Total	ug/L	MW-3S	05/12/2021	ND	10.0000		10.0000
Lead, Total	ug/L	MW-6S	05/18/2021	ND	10.0000		10.0000
Lead, Total	ug/L	MW-7S	05/17/2021	ND	10.0000		10.0000
Lithium, Total	ug/L	MW-10S	11/12/2021		93.0000	***	20.0000
Lithium, Total	ug/L	MW-11S	11/17/2021		122.0000	***	20.0000
Lithium, Total	ug/L	MW-12S	11/10/2021		129.0000	***	20.0000
Lithium, Total	ug/L	MW-1S	11/09/2021		99.8000	***	20.0000
Lithium, Total	ug/L	MW-2S	11/10/2021		63.2000	***	20.0000
Lithium, Total	ug/L	MW-3S	11/18/2021		26.4000	*	20.0000

* - Current value failed - awaiting verification.
** - Current value passed - previous exceedance not verified.
*** - Current value failed - exceedance verified.
**** - Current value passed - awaiting one more verification.
***** - Insufficient background data to compute prediction limit.
ND = Not Detected, Result = detection limit.

Table C-2

Most Current Downgradient Monitoring Data

Constituent	Units	Well	Date		Result		Pred. Limit
Lithium, Total	ug/L	MW-6S	11/09/2021		91.6000	***	20.0000
Lithium, Total	ug/L	MW-7S	11/18/2021		31.8000	***	20.0000
Mercury	ug/L	MW-10S	05/21/2021	ND	2.0000		2.0000
Mercury	ug/L	MW-11S	05/17/2021	ND	2.0000		2.0000
Mercury	ug/L	MW-12S	05/13/2021	ND	2.0000		2.0000
Mercury	ug/L	MW-1S	05/25/2021	ND	2.0000		2.0000
Mercury	ug/L	MW-2S	05/11/2021	ND	2.0000		2.0000
Mercury	ug/L	MW-3S	05/12/2021	ND	2.0000		2.0000
Mercury	ug/L	MW-6S	05/18/2021	ND	2.0000		2.0000
Mercury	ug/L	MW-7S	05/17/2021	ND	2.0000		2.0000
Molybdenum, Total	ug/L	MW-10S	11/12/2021		77.6000	***	10.0000
Molybdenum, Total	ug/L	MW-11S	11/17/2021		75.2000	***	10.0000
Molybdenum, Total	ug/L	MW-12S	11/10/2021		33.8000	***	10.0000
Molybdenum, Total	ug/L	MW-1S	11/09/2021		24.4000	***	10.0000
Molybdenum, Total	ug/L	MW-2S	11/10/2021		10.9000	***	10.0000
Molybdenum, Total	ug/L	MW-3S	11/18/2021		47.0000	***	10.0000
Molybdenum, Total	ug/L	MW-6S	11/09/2021		161.0000	***	10.0000
Molybdenum, Total	ug/L	MW-7S	11/18/2021		72.9000	***	10.0000
Selenium, Total	ug/L	MW-10S	11/12/2021		1.8000	***	1.0000
Selenium, Total	ug/L	MW-11S	11/17/2021		8.6000	***	1.0000
Selenium, Total	ug/L	MW-12S	11/10/2021		15.3000	***	1.0000
Selenium, Total	ug/L	MW-1S	11/09/2021		21.7000	***	1.0000
Selenium, Total	ug/L	MW-2S	11/10/2021		28.7000	***	1.0000
Selenium, Total	ug/L	MW-3S	11/18/2021		5.9000	*	1.0000
Selenium, Total	ug/L	MW-6S	11/09/2021		2.2000	***	1.0000
Selenium, Total	ug/L	MW-7S	11/18/2021		40.6000	***	1.0000
Thallium, Total	ug/L	MW-10S	05/21/2021	ND	1.0000		1.0000
Thallium, Total	ug/L	MW-11S	05/17/2021	ND	1.0000		1.0000
Thallium, Total	ug/L	MW-12S	05/13/2021	ND	1.0000		1.0000
Thallium, Total	ug/L	MW-1S	05/25/2021	ND	1.0000		1.0000
Thallium, Total	ug/L	MW-2S	05/11/2021	ND	1.0000		1.0000
Thallium, Total	ug/L	MW-3S	05/12/2021	ND	1.0000		1.0000
Thallium, Total	ug/L	MW-6S	05/18/2021	ND	1.0000		1.0000
Thallium, Total	ug/L	MW-7S	05/17/2021	ND	1.0000		1.0000
Total Radium	pCi/L	MW-10S	11/12/2021		0.7180		2.5251
Total Radium	pCi/L	MW-11S	11/17/2021	ND	1.5600		2.5251
Total Radium	pCi/L	MW-12S	11/10/2021		0.5620		2.5251
Total Radium	pCi/L	MW-1S	11/09/2021		0.9490		2.5251
Total Radium	pCi/L	MW-2S	11/10/2021		1.4700		2.5251

* - Current value failed - awaiting verification.
** - Current value passed - previous exceedance not verified.
*** - Current value failed - exceedance verified.
**** - Current value passed - awaiting one more verification.
***** - Insufficient background data to compute prediction limit.
ND = Not Detected, Result = detection limit.

Table C-2

Most Current Downgradient Monitoring Data

Constituent	Units	Well	Date		Result		Pred. Limit
Total Radium	pCi/L	MW-3S	11/18/2021		0.7500		2.5251
Total Radium	pCi/L	MW-6S	11/09/2021		0.9790		2.5251
Total Radium	pCi/L	MW-7S	11/18/2021		1.1100		2.5251

* - Current value failed - awaiting verification.
** - Current value passed - previous exceedance not verified.
*** - Current value failed - exceedance verified.
**** - Current value passed - awaiting one more verification.
***** - Insufficient background data to compute prediction limit.
ND = Not Detected, Result = detection limit.

Table C-3

Detection Frequencies in Upgradient and Downgradient Wells

Constituent	Upgradient Detect	Upgradient N	Upgradient Proportion	Downgradient Detect	Downgradient N	Downgradient Proportion
Antimony, Total	0	10	0.000	46	124	0.371
Arsenic, Total	1	10	0.100	48	124	0.387
Barium, Total	10	10	1.000	124	124	1.000
Beryllium, Total	0	9	0.000	0	96	0.000
Cadmium, Total	0	9	0.000	0	96	0.000
Chromium, Total	0	9	0.000	0	96	0.000
Cobalt, Total	1	10	0.100	4	124	0.032
Fluoride	0	10	0.000	125	132	0.947
Lead, Total	0	9	0.000	3	96	0.031
Lithium, Total	0	10	0.000	120	124	0.968
Mercury	0	8	0.000	0	96	0.000
Molybdenum, Total	0	10	0.000	122	124	0.984
Selenium, Total	0	10	0.000	67	124	0.540
Thallium, Total	0	9	0.000	0	96	0.000
Total Radium	5	9	0.556	80	124	0.645

N = Total number of measurements in all wells.
Detect = Total number of detections in all wells.
Proportion = Detect/N.

Table C-4

Shapiro-Wilk Multiple Group Test of Normality

Constituent	Detect	N	Detect Freq	G raw	G log	G cbrt	G sqrt	G sqr	G cub	Crit Value	Dist Form	Model Type
Antimony, Total	0	10	0.000	3.262	3.262					2.326	non-norm	nonpar
Arsenic, Total	1	10	0.100	3.262	3.262					2.326	non-norm	nonpar
Barium, Total	10	10	1.000	0.750	0.151					2.326	normal	normal
Beryllium, Total	0	9	0.000	2.968	2.968					2.326	non-norm	nonpar
Cadmium, Total	0	9	0.000	2.968	2.968					2.326	non-norm	nonpar
Chromium, Total	0	9	0.000	2.968	2.968					2.326	non-norm	nonpar
Cobalt, Total	1	10	0.100	3.262	3.262					2.326	non-norm	nonpar
Fluoride	0	10	0.000	3.262	3.262					2.326	non-norm	nonpar
Lead, Total	0	9	0.000	2.968	2.968					2.326	non-norm	nonpar
Lithium, Total	0	10	0.000	3.262	3.262					2.326	non-norm	nonpar
Mercury	0	8	0.000	2.696	2.696					2.326	non-norm	nonpar
Molybdenum, Total	0	10	0.000	3.262	3.262					2.326	non-norm	nonpar
Selenium, Total	0	10	0.000	3.262	3.262					2.326	non-norm	nonpar
Thallium, Total	0	9	0.000	2.968	2.968					2.326	non-norm	nonpar
Total Radium	5	9	0.556	0.650	0.964					2.326	normal	normal

* - Distribution override for that constituent.
Fit to distribution is confirmed if G <= critical value.
Model type may not match distributional form when detection frequency < 50%.

Table C-5

Summary Statistics and Prediction Limits

Constituent	Units	Detect	N	Mean	SD	alpha	Factor	Pred Limit	Type		Conf
Antimony, Total	ug/L	0	10					1.0000	nonpar	***	0.90
Arsenic, Total	ug/L	1	10					5.8000	nonpar		0.90
Barium, Total	ug/L	10	10	52.8000	7.5761	0.0100	2.9590	75.2178	normal		
Beryllium, Total	ug/L	0	9					0.2000	nonpar	***	0.88
Cadmium, Total	ug/L	0	9					2.0000	nonpar	***	0.88
Chromium, Total	ug/L	0	9					10.0000	nonpar	***	0.88
Cobalt, Total	ug/L	1	10					5.8000	nonpar		0.90
Fluoride	mg/L	0	10					0.1000	nonpar	***	0.90
Lead, Total	ug/L	0	9					10.0000	nonpar	***	0.88
Lithium, Total	ug/L	0	10					20.0000	nonpar	***	0.90
Mercury	ug/L	0	8					2.0000	nonpar	***	0.86
Molybdenum, Total	ug/L	0	10					10.0000	nonpar	***	0.90
Selenium, Total	ug/L	0	10					1.0000	nonpar	***	0.90
Thallium, Total	ug/L	0	9					1.0000	nonpar	***	0.88
Total Radium	pCi/L	5	9	0.5561	0.6450	0.0100	3.0525	2.5251	normal		

Conf = confidence level for passing initial test or one verification resample at all downgradient wells for a single constituent (nonparametric test only).
* - Insufficient Data.
** - Calculated limit raised to Manual Reporting Limit.
*** - Nonparametric limit based on ND value.
For transformed data, mean and SD in transformed units and prediction limit in original units.
All sample sizes and statistics are based on outlier free data.
For nonparametric limits, median reporting limits are substituted for extreme reporting limit values.

Table C-6

Dixon's Test Outliers
1% Significance Level

Constituent	Units	Well	Date	Result	ND Qualifier	Date Range	N	Critical Value

N = Total number of independent measurements in background at each well.
Date Range = Dates of the first and last measurements included in background at each well.
Critical Value depends on the significance level and on N-1 when the two most extreme values are tested or N for the most extreme value.

Table C-7

Historical Downgradient Data for Constituent-Well Combinations that Failed the Current Statistical Evaluation or are in Verification Resampling Mode

Constituent	Units	Well	Date		Result		Pred. Limit
Antimony, Total	ug/L	MW-10S	04/21/2016	ND	6.0000		1.0000
Antimony, Total	ug/L	MW-10S	05/31/2016	ND	6.0000		1.0000
Antimony, Total	ug/L	MW-10S	08/11/2016	ND	6.0000		1.0000
Antimony, Total	ug/L	MW-10S	09/29/2016	ND	6.0000		1.0000
Antimony, Total	ug/L	MW-10S	11/30/2016	ND	6.0000		1.0000
Antimony, Total	ug/L	MW-10S	01/30/2017	ND	6.0000		1.0000
Antimony, Total	ug/L	MW-10S	05/24/2017	ND	6.0000		1.0000
Antimony, Total	ug/L	MW-10S	08/09/2017	ND	6.0000		1.0000
Antimony, Total	ug/L	MW-10S	05/23/2018		1.0000	**	1.0000
Antimony, Total	ug/L	MW-10S	09/11/2018		1.4000	*	1.0000
Antimony, Total	ug/L	MW-10S	05/07/2019		1.6000	*	1.0000
Antimony, Total	ug/L	MW-10S	05/07/2020		2.1000	*	1.0000
Antimony, Total	ug/L	MW-10S	11/11/2020		3.1000	*	1.0000
Antimony, Total	ug/L	MW-10S	05/21/2021		2.2000	*	1.0000
Antimony, Total	ug/L	MW-10S	11/12/2021		1.8000	*	1.0000
Antimony, Total	ug/L	MW-11S	04/20/2016	ND	6.0000		1.0000
Antimony, Total	ug/L	MW-11S	06/02/2016	ND	6.0000		1.0000
Antimony, Total	ug/L	MW-11S	08/12/2016	ND	6.0000		1.0000
Antimony, Total	ug/L	MW-11S	09/30/2016		6.3000	*	1.0000
Antimony, Total	ug/L	MW-11S	12/01/2016	ND	6.0000		1.0000
Antimony, Total	ug/L	MW-11S	01/31/2017	ND	6.0000		1.0000
Antimony, Total	ug/L	MW-11S	05/25/2017	ND	6.0000		1.0000
Antimony, Total	ug/L	MW-11S	08/10/2017	ND	6.0000		1.0000
Antimony, Total	ug/L	MW-11S	05/23/2018		1.9000	*	1.0000
Antimony, Total	ug/L	MW-11S	09/11/2018		1.8000	*	1.0000
Antimony, Total	ug/L	MW-11S	05/08/2019		1.7000	*	1.0000
Antimony, Total	ug/L	MW-11S	05/07/2020		1.6000	*	1.0000
Antimony, Total	ug/L	MW-11S	11/12/2020		1.4000	*	1.0000
Antimony, Total	ug/L	MW-11S	05/17/2021		1.5000	*	1.0000
Antimony, Total	ug/L	MW-11S	11/17/2021		1.4000	*	1.0000
Antimony, Total	ug/L	MW-12S	04/20/2016	ND	6.0000		1.0000
Antimony, Total	ug/L	MW-12S	06/01/2016	ND	6.0000		1.0000
Antimony, Total	ug/L	MW-12S	08/11/2016	ND	6.0000		1.0000
Antimony, Total	ug/L	MW-12S	09/29/2016	ND	6.0000		1.0000
Antimony, Total	ug/L	MW-12S	12/01/2016	ND	6.0000		1.0000
Antimony, Total	ug/L	MW-12S	01/30/2017	ND	6.0000		1.0000
Antimony, Total	ug/L	MW-12S	05/25/2017	ND	6.0000		1.0000
Antimony, Total	ug/L	MW-12S	08/10/2017	ND	6.0000		1.0000

* - Significantly increased over background.
** - Detect at limit for 100% NDs in background (NPPL only).
*** - Manual exclusion.
ND = Not Detected, Result = detection limit.

Table C-7

Historical Downgradient Data for Constituent-Well Combinations that Failed the Current Statistical Evaluation or are in Verification Resampling Mode

Constituent	Units	Well	Date		Result		Pred. Limit
Antimony, Total	ug/L	MW-12S	05/23/2018		1.2000	*	1.0000
Antimony, Total	ug/L	MW-12S	09/12/2018		1.5000	*	1.0000
Antimony, Total	ug/L	MW-12S	05/08/2019		1.5000	*	1.0000
Antimony, Total	ug/L	MW-12S	05/08/2020		1.4000	*	1.0000
Antimony, Total	ug/L	MW-12S	11/12/2020		1.3000	*	1.0000
Antimony, Total	ug/L	MW-12S	05/13/2021		1.2000	*	1.0000
Antimony, Total	ug/L	MW-12S	11/10/2021		1.5000	*	1.0000
Antimony, Total	ug/L	MW-1S	04/19/2016	ND	6.0000		1.0000
Antimony, Total	ug/L	MW-1S	06/02/2016	ND	6.0000		1.0000
Antimony, Total	ug/L	MW-1S	08/10/2016	ND	6.0000		1.0000
Antimony, Total	ug/L	MW-1S	09/30/2016		6.3000	*	1.0000
Antimony, Total	ug/L	MW-1S	12/02/2016	ND	6.0000		1.0000
Antimony, Total	ug/L	MW-1S	01/31/2017	ND	6.0000		1.0000
Antimony, Total	ug/L	MW-1S	05/26/2017	ND	6.0000		1.0000
Antimony, Total	ug/L	MW-1S	08/11/2017	ND	6.0000		1.0000
Antimony, Total	ug/L	MW-1S	05/23/2018		4.2000	*	1.0000
Antimony, Total	ug/L	MW-1S	09/11/2018		4.4000	*	1.0000
Antimony, Total	ug/L	MW-1S	05/08/2019		1.8000	*	1.0000
Antimony, Total	ug/L	MW-1S	11/14/2019		3.5000	*	1.0000
Antimony, Total	ug/L	MW-1S	05/05/2020		2.6000	*	1.0000
Antimony, Total	ug/L	MW-1S	11/11/2020		2.9000	*	1.0000
Antimony, Total	ug/L	MW-1S	05/25/2021		1.9000	*	1.0000
Antimony, Total	ug/L	MW-1S	11/09/2021		1.8000	*	1.0000
Antimony, Total	ug/L	MW-6S	04/20/2016	ND	6.0000		1.0000
Antimony, Total	ug/L	MW-6S	06/01/2016	ND	6.0000		1.0000
Antimony, Total	ug/L	MW-6S	08/11/2016	ND	6.0000		1.0000
Antimony, Total	ug/L	MW-6S	09/29/2016	ND	6.0000		1.0000
Antimony, Total	ug/L	MW-6S	12/01/2016	ND	6.0000		1.0000
Antimony, Total	ug/L	MW-6S	01/30/2017	ND	6.0000		1.0000
Antimony, Total	ug/L	MW-6S	05/25/2017	ND	6.0000		1.0000
Antimony, Total	ug/L	MW-6S	08/10/2017	ND	6.0000		1.0000
Antimony, Total	ug/L	MW-6S	05/22/2018		1.1000	*	1.0000
Antimony, Total	ug/L	MW-6S	09/11/2018		1.6000	*	1.0000
Antimony, Total	ug/L	MW-6S	05/08/2019	ND	1.0000		1.0000
Antimony, Total	ug/L	MW-6S	11/13/2019		1.5000	*	1.0000
Antimony, Total	ug/L	MW-6S	05/08/2020		1.1000	*	1.0000
Antimony, Total	ug/L	MW-6S	11/19/2020		1.4000	*	1.0000
Antimony, Total	ug/L	MW-6S	05/18/2021		1.4000	*	1.0000

* - Significantly increased over background.
** - Detect at limit for 100% NDs in background (NPPL only).
*** - Manual exclusion.
ND = Not Detected, Result = detection limit.

Table C-7

Historical Downgradient Data for Constituent-Well Combinations that Failed the Current Statistical Evaluation or are in Verification Resampling Mode

Constituent	Units	Well	Date		Result		Pred. Limit
Antimony, Total	ug/L	MW-6S	11/09/2021		1.2000	*	1.0000
Antimony, Total	ug/L	MW-7S	04/20/2016	ND	6.0000		1.0000
Antimony, Total	ug/L	MW-7S	06/01/2016	ND	6.0000		1.0000
Antimony, Total	ug/L	MW-7S	08/11/2016	ND	6.0000		1.0000
Antimony, Total	ug/L	MW-7S	09/29/2016	ND	6.0000		1.0000
Antimony, Total	ug/L	MW-7S	12/01/2016	ND	6.0000		1.0000
Antimony, Total	ug/L	MW-7S	01/30/2017	ND	6.0000		1.0000
Antimony, Total	ug/L	MW-7S	05/25/2017	ND	6.0000		1.0000
Antimony, Total	ug/L	MW-7S	08/10/2017	ND	6.0000		1.0000
Antimony, Total	ug/L	MW-7S	05/23/2018		3.3000	*	1.0000
Antimony, Total	ug/L	MW-7S	09/11/2018		2.8000	*	1.0000
Antimony, Total	ug/L	MW-7S	05/07/2019		1.7000	*	1.0000
Antimony, Total	ug/L	MW-7S	05/07/2020		2.5000	*	1.0000
Antimony, Total	ug/L	MW-7S	11/11/2020		3.1000	*	1.0000
Antimony, Total	ug/L	MW-7S	05/17/2021		2.7000	*	1.0000
Antimony, Total	ug/L	MW-7S	11/18/2021		3.8000	*	1.0000
Arsenic, Total	ug/L	MW-11S	04/20/2016		146.0000	*	5.8000
Arsenic, Total	ug/L	MW-11S	06/02/2016		100.0000	*	5.8000
Arsenic, Total	ug/L	MW-11S	08/12/2016		61.0000	*	5.8000
Arsenic, Total	ug/L	MW-11S	09/30/2016		64.5000	*	5.8000
Arsenic, Total	ug/L	MW-11S	12/01/2016		41.6000	*	5.8000
Arsenic, Total	ug/L	MW-11S	01/31/2017		107.0000	*	5.8000
Arsenic, Total	ug/L	MW-11S	05/25/2017		115.0000	*	5.8000
Arsenic, Total	ug/L	MW-11S	08/10/2017		130.0000	*	5.8000
Arsenic, Total	ug/L	MW-11S	05/23/2018		126.0000	*	5.8000
Arsenic, Total	ug/L	MW-11S	09/11/2018		63.2000	*	5.8000
Arsenic, Total	ug/L	MW-11S	05/08/2019		79.6000	*	5.8000
Arsenic, Total	ug/L	MW-11S	05/07/2020		108.0000	*	5.8000
Arsenic, Total	ug/L	MW-11S	11/12/2020		141.0000	*	5.8000
Arsenic, Total	ug/L	MW-11S	05/17/2021		110.0000	*	5.8000
Arsenic, Total	ug/L	MW-11S	11/17/2021		77.8000	*	5.8000
Arsenic, Total	ug/L	MW-2S	04/19/2016		15.9000	*	5.8000
Arsenic, Total	ug/L	MW-2S	06/01/2016	ND	10.0000		5.8000
Arsenic, Total	ug/L	MW-2S	08/11/2016		16.9000	*	5.8000
Arsenic, Total	ug/L	MW-2S	09/30/2016		19.8000	*	5.8000
Arsenic, Total	ug/L	MW-2S	12/02/2016		21.7000	*	5.8000
Arsenic, Total	ug/L	MW-2S	01/31/2017		17.0000	*	5.8000
Arsenic, Total	ug/L	MW-2S	05/26/2017	ND	10.0000		5.8000

* - Significantly increased over background.
** - Detect at limit for 100% NDs in background (NPPL only).
*** - Manual exclusion.
ND = Not Detected, Result = detection limit.

Table C-7

Historical Downgradient Data for Constituent-Well Combinations that Failed the Current Statistical Evaluation or are in Verification Resampling Mode

Constituent	Units	Well	Date		Result		Pred. Limit
Arsenic, Total	ug/L	MW-2S	08/11/2017	ND	10.0000		5.8000
Arsenic, Total	ug/L	MW-2S	05/22/2018		28.5000	*	5.8000
Arsenic, Total	ug/L	MW-2S	09/11/2018		60.3000	*	5.8000
Arsenic, Total	ug/L	MW-2S	05/09/2019		15.1000	*	5.8000
Arsenic, Total	ug/L	MW-2S	11/14/2019		8.4000	*	5.8000
Arsenic, Total	ug/L	MW-2S	05/08/2020		15.0000	*	5.8000
Arsenic, Total	ug/L	MW-2S	11/11/2020		8.9000	*	5.8000
Arsenic, Total	ug/L	MW-2S	05/11/2021		12.4000	*	5.8000
Arsenic, Total	ug/L	MW-2S	11/10/2021		13.7000	*	5.8000
Barium, Total	ug/L	MW-10S	04/21/2016		78.3000	*	75.2178
Barium, Total	ug/L	MW-10S	05/31/2016		76.6000	*	75.2178
Barium, Total	ug/L	MW-10S	08/11/2016		68.2000		75.2178
Barium, Total	ug/L	MW-10S	09/29/2016		66.5000		75.2178
Barium, Total	ug/L	MW-10S	11/30/2016		73.1000		75.2178
Barium, Total	ug/L	MW-10S	01/30/2017		67.4000		75.2178
Barium, Total	ug/L	MW-10S	05/24/2017		69.6000		75.2178
Barium, Total	ug/L	MW-10S	08/09/2017		69.3000		75.2178
Barium, Total	ug/L	MW-10S	05/23/2018		65.4000		75.2178
Barium, Total	ug/L	MW-10S	09/11/2018		67.0000		75.2178
Barium, Total	ug/L	MW-10S	05/07/2019		91.2000	*	75.2178
Barium, Total	ug/L	MW-10S	05/07/2020		93.4000	*	75.2178
Barium, Total	ug/L	MW-10S	11/11/2020		95.0000	*	75.2178
Barium, Total	ug/L	MW-10S	05/21/2021		73.7000		75.2178
Barium, Total	ug/L	MW-10S	11/12/2021		83.6000	*	75.2178
Barium, Total	ug/L	MW-11S	04/20/2016		107.0000	*	75.2178
Barium, Total	ug/L	MW-11S	06/02/2016		72.1000		75.2178
Barium, Total	ug/L	MW-11S	08/12/2016		76.2000	*	75.2178
Barium, Total	ug/L	MW-11S	09/30/2016		70.6000		75.2178
Barium, Total	ug/L	MW-11S	12/01/2016		66.9000		75.2178
Barium, Total	ug/L	MW-11S	01/31/2017		72.2000		75.2178
Barium, Total	ug/L	MW-11S	05/25/2017		73.8000		75.2178
Barium, Total	ug/L	MW-11S	08/10/2017		74.1000		75.2178
Barium, Total	ug/L	MW-11S	05/23/2018		66.5000		75.2178
Barium, Total	ug/L	MW-11S	09/11/2018		63.9000		75.2178
Barium, Total	ug/L	MW-11S	05/08/2019		85.4000	*	75.2178
Barium, Total	ug/L	MW-11S	05/07/2020		84.3000	*	75.2178
Barium, Total	ug/L	MW-11S	11/12/2020		133.0000	*	75.2178
Barium, Total	ug/L	MW-11S	05/17/2021		123.0000	*	75.2178

* - Significantly increased over background.
** - Detect at limit for 100% NDs in background (NPPL only).
*** - Manual exclusion.
ND = Not Detected, Result = detection limit.

Table C-7

Historical Downgradient Data for Constituent-Well Combinations that Failed the Current Statistical Evaluation or are in Verification Resampling Mode

Constituent	Units	Well	Date		Result		Pred. Limit
Barium, Total	ug/L	MW-11S	11/17/2021		106.0000	*	75.2178
Barium, Total	ug/L	MW-12S	04/20/2016		123.0000	*	75.2178
Barium, Total	ug/L	MW-12S	06/01/2016		81.1000	*	75.2178
Barium, Total	ug/L	MW-12S	08/11/2016		68.8000		75.2178
Barium, Total	ug/L	MW-12S	09/29/2016		60.3000		75.2178
Barium, Total	ug/L	MW-12S	12/01/2016		67.4000		75.2178
Barium, Total	ug/L	MW-12S	01/30/2017		67.3000		75.2178
Barium, Total	ug/L	MW-12S	05/25/2017		87.3000	*	75.2178
Barium, Total	ug/L	MW-12S	08/10/2017		113.0000	*	75.2178
Barium, Total	ug/L	MW-12S	05/23/2018		123.0000	*	75.2178
Barium, Total	ug/L	MW-12S	09/12/2018		78.1000	*	75.2178
Barium, Total	ug/L	MW-12S	05/08/2019		119.0000	*	75.2178
Barium, Total	ug/L	MW-12S	05/08/2020		131.0000	*	75.2178
Barium, Total	ug/L	MW-12S	11/12/2020		112.0000	*	75.2178
Barium, Total	ug/L	MW-12S	05/13/2021		99.4000	*	75.2178
Barium, Total	ug/L	MW-12S	11/10/2021		127.0000	*	75.2178
Barium, Total	ug/L	MW-2S	04/19/2016		115.0000	*	75.2178
Barium, Total	ug/L	MW-2S	06/01/2016		117.0000	*	75.2178
Barium, Total	ug/L	MW-2S	08/11/2016		111.0000	*	75.2178
Barium, Total	ug/L	MW-2S	09/30/2016		124.0000	*	75.2178
Barium, Total	ug/L	MW-2S	12/02/2016		179.0000	*	75.2178
Barium, Total	ug/L	MW-2S	01/31/2017		137.0000	*	75.2178
Barium, Total	ug/L	MW-2S	05/26/2017		160.0000	*	75.2178
Barium, Total	ug/L	MW-2S	08/11/2017		189.0000	*	75.2178
Barium, Total	ug/L	MW-2S	05/22/2018		222.0000	*	75.2178
Barium, Total	ug/L	MW-2S	09/11/2018		186.0000	*	75.2178
Barium, Total	ug/L	MW-2S	05/09/2019		218.0000	*	75.2178
Barium, Total	ug/L	MW-2S	11/14/2019		122.0000	*	75.2178
Barium, Total	ug/L	MW-2S	05/08/2020		195.0000	*	75.2178
Barium, Total	ug/L	MW-2S	11/11/2020		110.0000	*	75.2178
Barium, Total	ug/L	MW-2S	05/11/2021		116.0000	*	75.2178
Barium, Total	ug/L	MW-2S	11/10/2021		143.0000	*	75.2178
Barium, Total	ug/L	MW-3S	04/20/2016		92.6000	*	75.2178
Barium, Total	ug/L	MW-3S	06/01/2016		86.9000	*	75.2178
Barium, Total	ug/L	MW-3S	08/11/2016		106.0000	*	75.2178
Barium, Total	ug/L	MW-3S	09/30/2016		90.4000	*	75.2178
Barium, Total	ug/L	MW-3S	12/02/2016		101.0000	*	75.2178
Barium, Total	ug/L	MW-3S	01/31/2017		85.9000	*	75.2178

* - Significantly increased over background.
** - Detect at limit for 100% NDs in background (NPPL only).
*** - Manual exclusion.
ND = Not Detected, Result = detection limit.

Table C-7

Historical Downgradient Data for Constituent-Well Combinations that Failed the Current Statistical Evaluation or are in Verification Resampling Mode

Constituent	Units	Well	Date		Result		Pred. Limit
Barium, Total	ug/L	MW-3S	05/25/2017		80.0000	*	75.2178
Barium, Total	ug/L	MW-3S	08/11/2017		75.3000	*	75.2178
Barium, Total	ug/L	MW-3S	05/22/2018		73.9000		75.2178
Barium, Total	ug/L	MW-3S	09/11/2018		92.3000	*	75.2178
Barium, Total	ug/L	MW-3S	05/09/2019		97.0000	*	75.2178
Barium, Total	ug/L	MW-3S	11/13/2019		76.5000	*	75.2178
Barium, Total	ug/L	MW-3S	05/05/2020		131.0000	*	75.2178
Barium, Total	ug/L	MW-3S	11/10/2020		80.0000	*	75.2178
Barium, Total	ug/L	MW-3S	05/12/2021		114.0000	*	75.2178
Barium, Total	ug/L	MW-3S	11/18/2021		94.3000	*	75.2178
Barium, Total	ug/L	MW-6S	04/20/2016		190.0000	*	75.2178
Barium, Total	ug/L	MW-6S	06/01/2016		130.0000	*	75.2178
Barium, Total	ug/L	MW-6S	08/11/2016		133.0000	*	75.2178
Barium, Total	ug/L	MW-6S	09/29/2016		114.0000	*	75.2178
Barium, Total	ug/L	MW-6S	12/01/2016		108.0000	*	75.2178
Barium, Total	ug/L	MW-6S	01/30/2017		161.0000	*	75.2178
Barium, Total	ug/L	MW-6S	05/25/2017		147.0000	*	75.2178
Barium, Total	ug/L	MW-6S	08/10/2017		158.0000	*	75.2178
Barium, Total	ug/L	MW-6S	05/22/2018		115.0000	*	75.2178
Barium, Total	ug/L	MW-6S	09/11/2018		84.7000	*	75.2178
Barium, Total	ug/L	MW-6S	05/08/2019		67.4000		75.2178
Barium, Total	ug/L	MW-6S	11/13/2019		122.0000	*	75.2178
Barium, Total	ug/L	MW-6S	05/08/2020		110.0000	*	75.2178
Barium, Total	ug/L	MW-6S	11/19/2020		115.0000	*	75.2178
Barium, Total	ug/L	MW-6S	05/18/2021		89.7000	*	75.2178
Barium, Total	ug/L	MW-6S	11/09/2021		86.4000	*	75.2178
Barium, Total	ug/L	MW-7S	04/20/2016		164.0000	*	75.2178
Barium, Total	ug/L	MW-7S	06/01/2016		145.0000	*	75.2178
Barium, Total	ug/L	MW-7S	08/11/2016		149.0000	*	75.2178
Barium, Total	ug/L	MW-7S	09/29/2016		132.0000	*	75.2178
Barium, Total	ug/L	MW-7S	12/01/2016		142.0000	*	75.2178
Barium, Total	ug/L	MW-7S	01/30/2017		129.0000	*	75.2178
Barium, Total	ug/L	MW-7S	05/25/2017		128.0000	*	75.2178
Barium, Total	ug/L	MW-7S	08/10/2017		115.0000	*	75.2178
Barium, Total	ug/L	MW-7S	05/23/2018		117.0000	*	75.2178
Barium, Total	ug/L	MW-7S	09/11/2018		102.0000	*	75.2178
Barium, Total	ug/L	MW-7S	05/07/2019		95.1000	*	75.2178
Barium, Total	ug/L	MW-7S	05/07/2020		63.3000		75.2178

* - Significantly increased over background.
** - Detect at limit for 100% NDs in background (NPPL only).
*** - Manual exclusion.
ND = Not Detected, Result = detection limit.

Table C-7

Historical Downgradient Data for Constituent-Well Combinations that Failed the Current Statistical Evaluation or are in Verification Resampling Mode

Constituent	Units	Well	Date		Result		Pred. Limit
Barium, Total	ug/L	MW-7S	11/11/2020		64.0000		75.2178
Barium, Total	ug/L	MW-7S	05/17/2021		106.0000	*	75.2178
Barium, Total	ug/L	MW-7S	11/18/2021		89.2000	*	75.2178
Fluoride	mg/L	MW-10S	04/21/2016		0.3900	*	0.1000
Fluoride	mg/L	MW-10S	05/31/2016		0.3600	*	0.1000
Fluoride	mg/L	MW-10S	08/11/2016		0.3700	*	0.1000
Fluoride	mg/L	MW-10S	09/29/2016		0.4100	*	0.1000
Fluoride	mg/L	MW-10S	11/30/2016		0.4100	*	0.1000
Fluoride	mg/L	MW-10S	01/30/2017		0.3600	*	0.1000
Fluoride	mg/L	MW-10S	05/24/2017		0.3600	*	0.1000
Fluoride	mg/L	MW-10S	08/09/2017		0.3600	*	0.1000
Fluoride	mg/L	MW-10S	09/28/2017		0.3700	*	0.1000
Fluoride	mg/L	MW-10S	05/23/2018		0.3600	*	0.1000
Fluoride	mg/L	MW-10S	09/11/2018		0.3600	*	0.1000
Fluoride	mg/L	MW-10S	05/07/2019		0.2400	*	0.1000
Fluoride	mg/L	MW-10S	05/07/2020		0.3000	*	0.1000
Fluoride	mg/L	MW-10S	11/11/2020		0.2300	*	0.1000
Fluoride	mg/L	MW-10S	05/21/2021		0.2200	*	0.1000
Fluoride	mg/L	MW-10S	11/12/2021		0.2000	*	0.1000
Fluoride	mg/L	MW-11S	04/20/2016		0.3200	*	0.1000
Fluoride	mg/L	MW-11S	06/02/2016		0.3400	*	0.1000
Fluoride	mg/L	MW-11S	08/12/2016		0.3500	*	0.1000
Fluoride	mg/L	MW-11S	09/30/2016		0.4000	*	0.1000
Fluoride	mg/L	MW-11S	12/01/2016		0.4400	*	0.1000
Fluoride	mg/L	MW-11S	01/31/2017		0.3100	*	0.1000
Fluoride	mg/L	MW-11S	05/25/2017		0.3300	*	0.1000
Fluoride	mg/L	MW-11S	08/10/2017		0.3300	*	0.1000
Fluoride	mg/L	MW-11S	09/28/2017		0.4000	*	0.1000
Fluoride	mg/L	MW-11S	05/23/2018		0.3000	*	0.1000
Fluoride	mg/L	MW-11S	09/11/2018		0.2900	*	0.1000
Fluoride	mg/L	MW-11S	05/08/2019		0.2300	*	0.1000
Fluoride	mg/L	MW-11S	05/07/2020		0.2200	*	0.1000
Fluoride	mg/L	MW-11S	11/12/2020		0.2000	*	0.1000
Fluoride	mg/L	MW-11S	05/17/2021		0.1600	*	0.1000
Fluoride	mg/L	MW-11S	11/17/2021		0.1500	*	0.1000
Fluoride	mg/L	MW-12S	04/20/2016		0.5800	*	0.1000
Fluoride	mg/L	MW-12S	06/01/2016		0.5700	*	0.1000
Fluoride	mg/L	MW-12S	08/11/2016		0.4700	*	0.1000

* - Significantly increased over background.
** - Detect at limit for 100% NDs in background (NPPL only).
*** - Manual exclusion.
ND = Not Detected, Result = detection limit.

Table C-7

Historical Downgradient Data for Constituent-Well Combinations that Failed the Current Statistical Evaluation or are in Verification Resampling Mode

Constituent	Units	Well	Date		Result		Pred. Limit
Fluoride	mg/L	MW-12S	09/29/2016		0.5100	*	0.1000
Fluoride	mg/L	MW-12S	12/01/2016		0.5200	*	0.1000
Fluoride	mg/L	MW-12S	01/30/2017		0.5200	*	0.1000
Fluoride	mg/L	MW-12S	05/25/2017		0.5400	*	0.1000
Fluoride	mg/L	MW-12S	08/10/2017		0.4000	*	0.1000
Fluoride	mg/L	MW-12S	09/27/2017		0.4400	*	0.1000
Fluoride	mg/L	MW-12S	05/23/2018		0.3300	*	0.1000
Fluoride	mg/L	MW-12S	09/12/2018		0.3200	*	0.1000
Fluoride	mg/L	MW-12S	05/08/2019		0.2800	*	0.1000
Fluoride	mg/L	MW-12S	05/08/2020		0.2100	*	0.1000
Fluoride	mg/L	MW-12S	11/12/2020		0.2800	*	0.1000
Fluoride	mg/L	MW-12S	05/13/2021		0.2800	*	0.1000
Fluoride	mg/L	MW-12S	11/10/2021		0.2200	*	0.1000
Fluoride	mg/L	MW-1S	04/19/2016		0.3300	*	0.1000
Fluoride	mg/L	MW-1S	06/02/2016		0.5200	*	0.1000
Fluoride	mg/L	MW-1S	08/10/2016		0.5500	*	0.1000
Fluoride	mg/L	MW-1S	09/30/2016		0.5100	*	0.1000
Fluoride	mg/L	MW-1S	12/02/2016		0.4900	*	0.1000
Fluoride	mg/L	MW-1S	01/31/2017		0.3000	*	0.1000
Fluoride	mg/L	MW-1S	05/26/2017		0.2900	*	0.1000
Fluoride	mg/L	MW-1S	08/11/2017		0.4700	*	0.1000
Fluoride	mg/L	MW-1S	09/28/2017		0.5300	*	0.1000
Fluoride	mg/L	MW-1S	05/23/2018		0.3400	*	0.1000
Fluoride	mg/L	MW-1S	09/11/2018		0.2500	*	0.1000
Fluoride	mg/L	MW-1S	05/08/2019		0.1300	*	0.1000
Fluoride	mg/L	MW-1S	11/14/2019		0.2900	*	0.1000
Fluoride	mg/L	MW-1S	05/05/2020		0.2600	*	0.1000
Fluoride	mg/L	MW-1S	11/11/2020		0.2400	*	0.1000
Fluoride	mg/L	MW-1S	05/25/2021	ND	0.1000		0.1000
Fluoride	mg/L	MW-1S	11/09/2021		0.1300	*	0.1000
Fluoride	mg/L	MW-2S	04/19/2016		0.4200	*	0.1000
Fluoride	mg/L	MW-2S	06/01/2016		0.4000	*	0.1000
Fluoride	mg/L	MW-2S	08/11/2016		0.3700	*	0.1000
Fluoride	mg/L	MW-2S	09/30/2016		0.3500	*	0.1000
Fluoride	mg/L	MW-2S	12/02/2016		0.3100	*	0.1000
Fluoride	mg/L	MW-2S	01/31/2017		0.3800	*	0.1000
Fluoride	mg/L	MW-2S	05/26/2017		0.3500	*	0.1000
Fluoride	mg/L	MW-2S	08/11/2017		0.3300	*	0.1000

* - Significantly increased over background.
** - Detect at limit for 100% NDs in background (NPPL only).
*** - Manual exclusion.
ND = Not Detected, Result = detection limit.

Table C-7

Historical Downgradient Data for Constituent-Well Combinations that Failed the Current Statistical Evaluation or are in Verification Resampling Mode

Constituent	Units	Well	Date		Result		Pred. Limit
Fluoride	mg/L	MW-2S	09/27/2017		0.2500	*	0.1000
Fluoride	mg/L	MW-2S	05/22/2018		0.2300	*	0.1000
Fluoride	mg/L	MW-2S	09/11/2018		0.1300	*	0.1000
Fluoride	mg/L	MW-2S	05/09/2019		0.1500	*	0.1000
Fluoride	mg/L	MW-2S	11/14/2019		0.1700	*	0.1000
Fluoride	mg/L	MW-2S	05/08/2020		0.1200	*	0.1000
Fluoride	mg/L	MW-2S	11/11/2020		0.1500	*	0.1000
Fluoride	mg/L	MW-2S	05/11/2021		0.1100	*	0.1000
Fluoride	mg/L	MW-2S	11/10/2021		0.1600	*	0.1000
Fluoride	mg/L	MW-3S	04/20/2016		0.2600	*	0.1000
Fluoride	mg/L	MW-3S	06/01/2016		0.2800	*	0.1000
Fluoride	mg/L	MW-3S	08/11/2016		0.2500	*	0.1000
Fluoride	mg/L	MW-3S	09/30/2016		0.2700	*	0.1000
Fluoride	mg/L	MW-3S	12/02/2016		0.3000	*	0.1000
Fluoride	mg/L	MW-3S	01/31/2017		0.2400	*	0.1000
Fluoride	mg/L	MW-3S	05/25/2017		0.2500	*	0.1000
Fluoride	mg/L	MW-3S	08/11/2017		0.3000	*	0.1000
Fluoride	mg/L	MW-3S	09/27/2017		0.3100	*	0.1000
Fluoride	mg/L	MW-3S	05/22/2018		0.2800	*	0.1000
Fluoride	mg/L	MW-3S	09/11/2018		0.2700	*	0.1000
Fluoride	mg/L	MW-3S	05/09/2019		0.2000	*	0.1000
Fluoride	mg/L	MW-3S	11/13/2019		0.3900	*	0.1000
Fluoride	mg/L	MW-3S	05/05/2020		0.3300	*	0.1000
Fluoride	mg/L	MW-3S	11/10/2020		0.3900	*	0.1000
Fluoride	mg/L	MW-3S	05/12/2021		0.3000	*	0.1000
Fluoride	mg/L	MW-3S	11/18/2021		0.2900	*	0.1000
Fluoride	mg/L	MW-6S	04/20/2016		0.2400	*	0.1000
Fluoride	mg/L	MW-6S	06/01/2016		0.2300	*	0.1000
Fluoride	mg/L	MW-6S	08/11/2016		0.2200	*	0.1000
Fluoride	mg/L	MW-6S	09/29/2016		0.2500	*	0.1000
Fluoride	mg/L	MW-6S	12/01/2016		0.2600	*	0.1000
Fluoride	mg/L	MW-6S	01/30/2017		0.2200	*	0.1000
Fluoride	mg/L	MW-6S	05/25/2017		0.2000	*	0.1000
Fluoride	mg/L	MW-6S	08/10/2017		0.2100	*	0.1000
Fluoride	mg/L	MW-6S	09/27/2017		0.2300	*	0.1000
Fluoride	mg/L	MW-6S	05/22/2018		0.1600	*	0.1000
Fluoride	mg/L	MW-6S	09/11/2018		0.2100	*	0.1000
Fluoride	mg/L	MW-6S	05/08/2019		0.1700	*	0.1000

* - Significantly increased over background.
** - Detect at limit for 100% NDs in background (NPPL only).
*** - Manual exclusion.
ND = Not Detected, Result = detection limit.

Table C-7

Historical Downgradient Data for Constituent-Well Combinations that Failed the Current Statistical Evaluation or are in Verification Resampling Mode

Constituent	Units	Well	Date		Result		Pred. Limit
Fluoride	mg/L	MW-6S	11/13/2019		0.2300	*	0.1000
Fluoride	mg/L	MW-6S	05/08/2020		0.1700	*	0.1000
Fluoride	mg/L	MW-6S	11/19/2020		0.2600	*	0.1000
Fluoride	mg/L	MW-6S	05/18/2021		0.1900	*	0.1000
Fluoride	mg/L	MW-6S	11/09/2021		0.2500	*	0.1000
Lithium, Total	ug/L	MW-10S	04/21/2016		124.0000	*	20.0000
Lithium, Total	ug/L	MW-10S	05/31/2016		110.0000	*	20.0000
Lithium, Total	ug/L	MW-10S	08/11/2016		100.0000	*	20.0000
Lithium, Total	ug/L	MW-10S	09/29/2016		99.8000	*	20.0000
Lithium, Total	ug/L	MW-10S	11/30/2016		102.0000	*	20.0000
Lithium, Total	ug/L	MW-10S	01/30/2017		102.0000	*	20.0000
Lithium, Total	ug/L	MW-10S	05/24/2017		110.0000	*	20.0000
Lithium, Total	ug/L	MW-10S	08/09/2017		102.0000	*	20.0000
Lithium, Total	ug/L	MW-10S	05/23/2018		91.9000	*	20.0000
Lithium, Total	ug/L	MW-10S	09/11/2018		74.0000	*	20.0000
Lithium, Total	ug/L	MW-10S	05/07/2019		98.8000	*	20.0000
Lithium, Total	ug/L	MW-10S	05/07/2020		114.0000	*	20.0000
Lithium, Total	ug/L	MW-10S	11/11/2020		96.2000	*	20.0000
Lithium, Total	ug/L	MW-10S	05/21/2021		96.6000	*	20.0000
Lithium, Total	ug/L	MW-10S	11/12/2021		93.0000	*	20.0000
Lithium, Total	ug/L	MW-11S	04/20/2016		115.0000	*	20.0000
Lithium, Total	ug/L	MW-11S	06/02/2016		119.0000	*	20.0000
Lithium, Total	ug/L	MW-11S	08/12/2016		105.0000	*	20.0000
Lithium, Total	ug/L	MW-11S	09/30/2016		104.0000	*	20.0000
Lithium, Total	ug/L	MW-11S	12/01/2016		99.6000	*	20.0000
Lithium, Total	ug/L	MW-11S	01/31/2017		101.0000	*	20.0000
Lithium, Total	ug/L	MW-11S	05/25/2017		103.0000	*	20.0000
Lithium, Total	ug/L	MW-11S	08/10/2017		108.0000	*	20.0000
Lithium, Total	ug/L	MW-11S	05/23/2018		102.0000	*	20.0000
Lithium, Total	ug/L	MW-11S	09/11/2018		109.0000	*	20.0000
Lithium, Total	ug/L	MW-11S	05/08/2019		111.0000	*	20.0000
Lithium, Total	ug/L	MW-11S	05/07/2020		111.0000	*	20.0000
Lithium, Total	ug/L	MW-11S	11/12/2020		136.0000	*	20.0000
Lithium, Total	ug/L	MW-11S	05/17/2021		114.0000	*	20.0000
Lithium, Total	ug/L	MW-11S	11/17/2021		122.0000	*	20.0000
Lithium, Total	ug/L	MW-12S	04/20/2016		94.5000	*	20.0000
Lithium, Total	ug/L	MW-12S	06/01/2016		91.7000	*	20.0000
Lithium, Total	ug/L	MW-12S	08/11/2016		82.1000	*	20.0000

* - Significantly increased over background.
** - Detect at limit for 100% NDs in background (NPPL only).
*** - Manual exclusion.
ND = Not Detected, Result = detection limit.

Table C-7

Historical Downgradient Data for Constituent-Well Combinations that Failed the Current Statistical Evaluation or are in Verification Resampling Mode

Constituent	Units	Well	Date		Result		Pred. Limit
Lithium, Total	ug/L	MW-12S	09/29/2016		83.5000	*	20.0000
Lithium, Total	ug/L	MW-12S	12/01/2016		94.9000	*	20.0000
Lithium, Total	ug/L	MW-12S	01/30/2017		80.6000	*	20.0000
Lithium, Total	ug/L	MW-12S	05/25/2017		90.0000	*	20.0000
Lithium, Total	ug/L	MW-12S	08/10/2017		91.1000	*	20.0000
Lithium, Total	ug/L	MW-12S	05/23/2018		105.0000	*	20.0000
Lithium, Total	ug/L	MW-12S	09/12/2018		86.2000	*	20.0000
Lithium, Total	ug/L	MW-12S	05/08/2019		97.3000	*	20.0000
Lithium, Total	ug/L	MW-12S	05/08/2020		117.0000	*	20.0000
Lithium, Total	ug/L	MW-12S	11/12/2020		126.0000	*	20.0000
Lithium, Total	ug/L	MW-12S	05/13/2021		113.0000	*	20.0000
Lithium, Total	ug/L	MW-12S	11/10/2021		129.0000	*	20.0000
Lithium, Total	ug/L	MW-1S	04/19/2016		100.0000	*	20.0000
Lithium, Total	ug/L	MW-1S	06/02/2016		110.0000	*	20.0000
Lithium, Total	ug/L	MW-1S	08/10/2016		107.0000	*	20.0000
Lithium, Total	ug/L	MW-1S	09/30/2016		92.2000	*	20.0000
Lithium, Total	ug/L	MW-1S	12/02/2016		93.8000	*	20.0000
Lithium, Total	ug/L	MW-1S	01/31/2017		98.9000	*	20.0000
Lithium, Total	ug/L	MW-1S	05/26/2017		104.0000	*	20.0000
Lithium, Total	ug/L	MW-1S	08/11/2017		111.0000	*	20.0000
Lithium, Total	ug/L	MW-1S	05/23/2018		128.0000	*	20.0000
Lithium, Total	ug/L	MW-1S	09/11/2018		90.0000	*	20.0000
Lithium, Total	ug/L	MW-1S	05/08/2019		83.4000	*	20.0000
Lithium, Total	ug/L	MW-1S	11/14/2019		115.0000	*	20.0000
Lithium, Total	ug/L	MW-1S	05/05/2020		124.0000	*	20.0000
Lithium, Total	ug/L	MW-1S	11/11/2020		114.0000	*	20.0000
Lithium, Total	ug/L	MW-1S	05/25/2021		70.0000	*	20.0000
Lithium, Total	ug/L	MW-1S	11/09/2021		99.8000	*	20.0000
Lithium, Total	ug/L	MW-2S	04/19/2016		86.0000	*	20.0000
Lithium, Total	ug/L	MW-2S	06/01/2016		79.6000	*	20.0000
Lithium, Total	ug/L	MW-2S	08/11/2016		79.2000	*	20.0000
Lithium, Total	ug/L	MW-2S	09/30/2016		88.8000	*	20.0000
Lithium, Total	ug/L	MW-2S	12/02/2016		105.0000	*	20.0000
Lithium, Total	ug/L	MW-2S	01/31/2017		91.6000	*	20.0000
Lithium, Total	ug/L	MW-2S	05/26/2017		101.0000	*	20.0000
Lithium, Total	ug/L	MW-2S	08/11/2017		100.0000	*	20.0000
Lithium, Total	ug/L	MW-2S	05/22/2018		107.0000	*	20.0000
Lithium, Total	ug/L	MW-2S	09/11/2018		78.7000	*	20.0000

* - Significantly increased over background.
** - Detect at limit for 100% NDs in background (NPPL only).
*** - Manual exclusion.
ND = Not Detected, Result = detection limit.

Table C-7

Historical Downgradient Data for Constituent-Well Combinations that Failed the Current Statistical Evaluation or are in Verification Resampling Mode

Constituent	Units	Well	Date		Result		Pred. Limit
Lithium, Total	ug/L	MW-2S	05/09/2019		102.0000	*	20.0000
Lithium, Total	ug/L	MW-2S	11/14/2019		91.9000	*	20.0000
Lithium, Total	ug/L	MW-2S	05/08/2020		92.6000	*	20.0000
Lithium, Total	ug/L	MW-2S	11/11/2020		74.8000	*	20.0000
Lithium, Total	ug/L	MW-2S	05/11/2021		42.3000	*	20.0000
Lithium, Total	ug/L	MW-2S	11/10/2021		63.2000	*	20.0000
Lithium, Total	ug/L	MW-3S	04/20/2016		89.6000	*	20.0000
Lithium, Total	ug/L	MW-3S	06/01/2016		90.5000	*	20.0000
Lithium, Total	ug/L	MW-3S	08/11/2016		67.5000	*	20.0000
Lithium, Total	ug/L	MW-3S	09/30/2016		83.8000	*	20.0000
Lithium, Total	ug/L	MW-3S	12/02/2016		66.9000	*	20.0000
Lithium, Total	ug/L	MW-3S	01/31/2017		61.4000	*	20.0000
Lithium, Total	ug/L	MW-3S	05/25/2017		55.7000	*	20.0000
Lithium, Total	ug/L	MW-3S	08/11/2017		50.6000	*	20.0000
Lithium, Total	ug/L	MW-3S	05/22/2018		25.3000	*	20.0000
Lithium, Total	ug/L	MW-3S	09/11/2018	ND	20.0000		20.0000
Lithium, Total	ug/L	MW-3S	05/09/2019		29.8000	*	20.0000
Lithium, Total	ug/L	MW-3S	11/13/2019	ND	20.0000		20.0000
Lithium, Total	ug/L	MW-3S	05/05/2020		24.3000	*	20.0000
Lithium, Total	ug/L	MW-3S	11/10/2020	ND	20.0000		20.0000
Lithium, Total	ug/L	MW-3S	05/12/2021	ND	20.0000		20.0000
Lithium, Total	ug/L	MW-3S	11/18/2021		26.4000	*	20.0000
Lithium, Total	ug/L	MW-6S	04/20/2016		75.6000	*	20.0000
Lithium, Total	ug/L	MW-6S	06/01/2016		70.9000	*	20.0000
Lithium, Total	ug/L	MW-6S	08/11/2016		73.6000	*	20.0000
Lithium, Total	ug/L	MW-6S	09/29/2016		76.4000	*	20.0000
Lithium, Total	ug/L	MW-6S	12/01/2016		82.1000	*	20.0000
Lithium, Total	ug/L	MW-6S	01/30/2017		79.3000	*	20.0000
Lithium, Total	ug/L	MW-6S	05/25/2017		68.7000	*	20.0000
Lithium, Total	ug/L	MW-6S	08/10/2017		53.6000	*	20.0000
Lithium, Total	ug/L	MW-6S	05/22/2018		68.8000	*	20.0000
Lithium, Total	ug/L	MW-6S	09/11/2018		69.4000	*	20.0000
Lithium, Total	ug/L	MW-6S	05/08/2019		21.5000	*	20.0000
Lithium, Total	ug/L	MW-6S	11/13/2019		77.2000	*	20.0000
Lithium, Total	ug/L	MW-6S	05/08/2020		79.4000	*	20.0000
Lithium, Total	ug/L	MW-6S	11/19/2020		91.2000	*	20.0000
Lithium, Total	ug/L	MW-6S	05/18/2021		99.5000	*	20.0000
Lithium, Total	ug/L	MW-6S	11/09/2021		91.6000	*	20.0000

* - Significantly increased over background.
** - Detect at limit for 100% NDs in background (NPPL only).
*** - Manual exclusion.
ND = Not Detected, Result = detection limit.

Table C-7

Historical Downgradient Data for Constituent-Well Combinations that Failed the Current Statistical Evaluation or are in Verification Resampling Mode

Constituent	Units	Well	Date		Result		Pred. Limit
Lithium, Total	ug/L	MW-7S	04/20/2016		126.0000	*	20.0000
Lithium, Total	ug/L	MW-7S	06/01/2016		162.0000	*	20.0000
Lithium, Total	ug/L	MW-7S	08/11/2016		170.0000	*	20.0000
Lithium, Total	ug/L	MW-7S	09/29/2016		164.0000	*	20.0000
Lithium, Total	ug/L	MW-7S	12/01/2016		166.0000	*	20.0000
Lithium, Total	ug/L	MW-7S	01/30/2017		148.0000	*	20.0000
Lithium, Total	ug/L	MW-7S	05/25/2017		149.0000	*	20.0000
Lithium, Total	ug/L	MW-7S	08/10/2017		153.0000	*	20.0000
Lithium, Total	ug/L	MW-7S	05/23/2018		136.0000	*	20.0000
Lithium, Total	ug/L	MW-7S	09/11/2018		103.0000	*	20.0000
Lithium, Total	ug/L	MW-7S	05/07/2019		30.7000	*	20.0000
Lithium, Total	ug/L	MW-7S	05/07/2020		31.2000	*	20.0000
Lithium, Total	ug/L	MW-7S	11/11/2020		25.6000	*	20.0000
Lithium, Total	ug/L	MW-7S	05/17/2021		31.1000	*	20.0000
Lithium, Total	ug/L	MW-7S	11/18/2021		31.8000	*	20.0000
Molybdenum, Total	ug/L	MW-10S	04/21/2016		155.0000	*	10.0000
Molybdenum, Total	ug/L	MW-10S	05/31/2016		174.0000	*	10.0000
Molybdenum, Total	ug/L	MW-10S	08/11/2016		204.0000	*	10.0000
Molybdenum, Total	ug/L	MW-10S	09/29/2016		223.0000	*	10.0000
Molybdenum, Total	ug/L	MW-10S	11/30/2016		202.0000	*	10.0000
Molybdenum, Total	ug/L	MW-10S	01/30/2017		198.0000	*	10.0000
Molybdenum, Total	ug/L	MW-10S	05/24/2017		188.0000	*	10.0000
Molybdenum, Total	ug/L	MW-10S	08/09/2017		182.0000	*	10.0000
Molybdenum, Total	ug/L	MW-10S	05/23/2018		168.0000	*	10.0000
Molybdenum, Total	ug/L	MW-10S	09/11/2018		185.0000	*	10.0000
Molybdenum, Total	ug/L	MW-10S	05/07/2019		86.2000	*	10.0000
Molybdenum, Total	ug/L	MW-10S	05/07/2020		98.6000	*	10.0000
Molybdenum, Total	ug/L	MW-10S	11/11/2020		90.0000	*	10.0000
Molybdenum, Total	ug/L	MW-10S	05/21/2021		91.8000	*	10.0000
Molybdenum, Total	ug/L	MW-10S	11/12/2021		77.6000	*	10.0000
Molybdenum, Total	ug/L	MW-11S	04/20/2016		181.0000	*	10.0000
Molybdenum, Total	ug/L	MW-11S	06/02/2016		218.0000	*	10.0000
Molybdenum, Total	ug/L	MW-11S	08/12/2016		256.0000	*	10.0000
Molybdenum, Total	ug/L	MW-11S	09/30/2016		266.0000	*	10.0000
Molybdenum, Total	ug/L	MW-11S	12/01/2016		334.0000	*	10.0000
Molybdenum, Total	ug/L	MW-11S	01/31/2017		224.0000	*	10.0000
Molybdenum, Total	ug/L	MW-11S	05/25/2017		248.0000	*	10.0000
Molybdenum, Total	ug/L	MW-11S	08/10/2017		268.0000	*	10.0000

* - Significantly increased over background.
** - Detect at limit for 100% NDs in background (NPPL only).
*** - Manual exclusion.
ND = Not Detected, Result = detection limit.

Table C-7

Historical Downgradient Data for Constituent-Well Combinations that Failed the Current Statistical Evaluation or are in Verification Resampling Mode

Constituent	Units	Well	Date		Result		Pred. Limit
Molybdenum, Total	ug/L	MW-11S	05/23/2018		269.0000	*	10.0000
Molybdenum, Total	ug/L	MW-11S	09/11/2018		242.0000	*	10.0000
Molybdenum, Total	ug/L	MW-11S	05/08/2019		147.0000	*	10.0000
Molybdenum, Total	ug/L	MW-11S	05/07/2020		118.0000	*	10.0000
Molybdenum, Total	ug/L	MW-11S	11/12/2020		74.0000	*	10.0000
Molybdenum, Total	ug/L	MW-11S	05/17/2021		69.3000	*	10.0000
Molybdenum, Total	ug/L	MW-11S	11/17/2021		75.2000	*	10.0000
Molybdenum, Total	ug/L	MW-12S	04/20/2016		118.0000	*	10.0000
Molybdenum, Total	ug/L	MW-12S	06/01/2016		138.0000	*	10.0000
Molybdenum, Total	ug/L	MW-12S	08/11/2016		136.0000	*	10.0000
Molybdenum, Total	ug/L	MW-12S	09/29/2016		123.0000	*	10.0000
Molybdenum, Total	ug/L	MW-12S	12/01/2016		154.0000	*	10.0000
Molybdenum, Total	ug/L	MW-12S	01/30/2017		98.5000	*	10.0000
Molybdenum, Total	ug/L	MW-12S	05/25/2017		104.0000	*	10.0000
Molybdenum, Total	ug/L	MW-12S	08/10/2017		83.2000	*	10.0000
Molybdenum, Total	ug/L	MW-12S	05/23/2018		51.5000	*	10.0000
Molybdenum, Total	ug/L	MW-12S	09/12/2018		77.0000	*	10.0000
Molybdenum, Total	ug/L	MW-12S	05/08/2019		42.4000	*	10.0000
Molybdenum, Total	ug/L	MW-12S	05/08/2020		50.4000	*	10.0000
Molybdenum, Total	ug/L	MW-12S	11/12/2020		63.8000	*	10.0000
Molybdenum, Total	ug/L	MW-12S	05/13/2021		69.5000	*	10.0000
Molybdenum, Total	ug/L	MW-12S	11/10/2021		33.8000	*	10.0000
Molybdenum, Total	ug/L	MW-1S	04/19/2016		32.6000	*	10.0000
Molybdenum, Total	ug/L	MW-1S	06/02/2016		71.7000	*	10.0000
Molybdenum, Total	ug/L	MW-1S	08/10/2016		91.3000	*	10.0000
Molybdenum, Total	ug/L	MW-1S	09/30/2016		71.5000	*	10.0000
Molybdenum, Total	ug/L	MW-1S	12/02/2016		68.1000	*	10.0000
Molybdenum, Total	ug/L	MW-1S	01/31/2017		41.0000	*	10.0000
Molybdenum, Total	ug/L	MW-1S	05/26/2017		36.1000	*	10.0000
Molybdenum, Total	ug/L	MW-1S	08/11/2017		67.9000	*	10.0000
Molybdenum, Total	ug/L	MW-1S	05/23/2018		57.4000	*	10.0000
Molybdenum, Total	ug/L	MW-1S	09/11/2018		33.1000	*	10.0000
Molybdenum, Total	ug/L	MW-1S	05/08/2019		15.1000	*	10.0000
Molybdenum, Total	ug/L	MW-1S	11/14/2019		55.4000	*	10.0000
Molybdenum, Total	ug/L	MW-1S	05/05/2020		39.1000	*	10.0000
Molybdenum, Total	ug/L	MW-1S	11/11/2020		55.1000	*	10.0000
Molybdenum, Total	ug/L	MW-1S	05/25/2021		19.1000	*	10.0000
Molybdenum, Total	ug/L	MW-1S	11/09/2021		24.4000	*	10.0000

* - Significantly increased over background.
** - Detect at limit for 100% NDs in background (NPPL only).
*** - Manual exclusion.
ND = Not Detected, Result = detection limit.

Table C-7

Historical Downgradient Data for Constituent-Well Combinations that Failed the Current Statistical Evaluation or are in Verification Resampling Mode

Constituent	Units	Well	Date		Result		Pred. Limit
Molybdenum, Total	ug/L	MW-2S	04/19/2016		69.2000	*	10.0000
Molybdenum, Total	ug/L	MW-2S	06/01/2016		72.2000	*	10.0000
Molybdenum, Total	ug/L	MW-2S	08/11/2016		62.0000	*	10.0000
Molybdenum, Total	ug/L	MW-2S	09/30/2016		48.5000	*	10.0000
Molybdenum, Total	ug/L	MW-2S	12/02/2016		21.7000	*	10.0000
Molybdenum, Total	ug/L	MW-2S	01/31/2017		60.2000	*	10.0000
Molybdenum, Total	ug/L	MW-2S	05/26/2017		58.5000	*	10.0000
Molybdenum, Total	ug/L	MW-2S	08/11/2017		59.1000	*	10.0000
Molybdenum, Total	ug/L	MW-2S	05/22/2018		19.3000	*	10.0000
Molybdenum, Total	ug/L	MW-2S	09/11/2018		15.8000	*	10.0000
Molybdenum, Total	ug/L	MW-2S	05/09/2019		10.3000	*	10.0000
Molybdenum, Total	ug/L	MW-2S	11/14/2019		11.8000	*	10.0000
Molybdenum, Total	ug/L	MW-2S	05/08/2020	ND	10.0000		10.0000
Molybdenum, Total	ug/L	MW-2S	11/11/2020	ND	10.0000		10.0000
Molybdenum, Total	ug/L	MW-2S	05/11/2021		13.9000	*	10.0000
Molybdenum, Total	ug/L	MW-2S	11/10/2021		10.9000	*	10.0000
Molybdenum, Total	ug/L	MW-3S	04/20/2016		54.5000	*	10.0000
Molybdenum, Total	ug/L	MW-3S	06/01/2016		68.6000	*	10.0000
Molybdenum, Total	ug/L	MW-3S	08/11/2016		48.7000	*	10.0000
Molybdenum, Total	ug/L	MW-3S	09/30/2016		41.3000	*	10.0000
Molybdenum, Total	ug/L	MW-3S	12/02/2016		39.0000	*	10.0000
Molybdenum, Total	ug/L	MW-3S	01/31/2017		45.6000	*	10.0000
Molybdenum, Total	ug/L	MW-3S	05/25/2017		43.3000	*	10.0000
Molybdenum, Total	ug/L	MW-3S	08/11/2017		49.9000	*	10.0000
Molybdenum, Total	ug/L	MW-3S	05/22/2018		39.3000	*	10.0000
Molybdenum, Total	ug/L	MW-3S	09/11/2018		38.4000	*	10.0000
Molybdenum, Total	ug/L	MW-3S	05/09/2019		38.9000	*	10.0000
Molybdenum, Total	ug/L	MW-3S	11/13/2019		64.2000	*	10.0000
Molybdenum, Total	ug/L	MW-3S	05/05/2020		61.7000	*	10.0000
Molybdenum, Total	ug/L	MW-3S	11/10/2020		77.4000	*	10.0000
Molybdenum, Total	ug/L	MW-3S	05/12/2021		56.0000	*	10.0000
Molybdenum, Total	ug/L	MW-3S	11/18/2021		47.0000	*	10.0000
Molybdenum, Total	ug/L	MW-6S	04/20/2016		93.6000	*	10.0000
Molybdenum, Total	ug/L	MW-6S	06/01/2016		101.0000	*	10.0000
Molybdenum, Total	ug/L	MW-6S	08/11/2016		116.0000	*	10.0000
Molybdenum, Total	ug/L	MW-6S	09/29/2016		119.0000	*	10.0000
Molybdenum, Total	ug/L	MW-6S	12/01/2016		127.0000	*	10.0000
Molybdenum, Total	ug/L	MW-6S	01/30/2017		104.0000	*	10.0000

* - Significantly increased over background.
** - Detect at limit for 100% NDs in background (NPPL only).
*** - Manual exclusion.
ND = Not Detected, Result = detection limit.

Table C-7

Historical Downgradient Data for Constituent-Well Combinations that Failed the Current Statistical Evaluation or are in Verification Resampling Mode

Constituent	Units	Well	Date		Result		Pred. Limit
Molybdenum, Total	ug/L	MW-6S	05/25/2017		77.9000	*	10.0000
Molybdenum, Total	ug/L	MW-6S	08/10/2017		85.9000	*	10.0000
Molybdenum, Total	ug/L	MW-6S	05/22/2018		80.1000	*	10.0000
Molybdenum, Total	ug/L	MW-6S	09/11/2018		143.0000	*	10.0000
Molybdenum, Total	ug/L	MW-6S	05/08/2019		39.6000	*	10.0000
Molybdenum, Total	ug/L	MW-6S	11/13/2019		144.0000	*	10.0000
Molybdenum, Total	ug/L	MW-6S	05/08/2020		90.7000	*	10.0000
Molybdenum, Total	ug/L	MW-6S	11/19/2020		164.0000	*	10.0000
Molybdenum, Total	ug/L	MW-6S	05/18/2021		138.0000	*	10.0000
Molybdenum, Total	ug/L	MW-6S	11/09/2021		161.0000	*	10.0000
Molybdenum, Total	ug/L	MW-7S	04/20/2016		130.0000	*	10.0000
Molybdenum, Total	ug/L	MW-7S	06/01/2016		195.0000	*	10.0000
Molybdenum, Total	ug/L	MW-7S	08/11/2016		202.0000	*	10.0000
Molybdenum, Total	ug/L	MW-7S	09/29/2016		189.0000	*	10.0000
Molybdenum, Total	ug/L	MW-7S	12/01/2016		194.0000	*	10.0000
Molybdenum, Total	ug/L	MW-7S	01/30/2017		183.0000	*	10.0000
Molybdenum, Total	ug/L	MW-7S	05/25/2017		187.0000	*	10.0000
Molybdenum, Total	ug/L	MW-7S	08/10/2017		192.0000	*	10.0000
Molybdenum, Total	ug/L	MW-7S	05/23/2018		195.0000	*	10.0000
Molybdenum, Total	ug/L	MW-7S	09/11/2018		121.0000	*	10.0000
Molybdenum, Total	ug/L	MW-7S	05/07/2019		39.2000	*	10.0000
Molybdenum, Total	ug/L	MW-7S	05/07/2020		42.2000	*	10.0000
Molybdenum, Total	ug/L	MW-7S	11/11/2020		45.6000	*	10.0000
Molybdenum, Total	ug/L	MW-7S	05/17/2021		39.9000	*	10.0000
Molybdenum, Total	ug/L	MW-7S	11/18/2021		72.9000	*	10.0000
Selenium, Total	ug/L	MW-10S	04/21/2016	ND	10.0000		1.0000
Selenium, Total	ug/L	MW-10S	05/31/2016	ND	10.0000		1.0000
Selenium, Total	ug/L	MW-10S	08/11/2016	ND	10.0000		1.0000
Selenium, Total	ug/L	MW-10S	09/29/2016	ND	10.0000		1.0000
Selenium, Total	ug/L	MW-10S	11/30/2016	ND	10.0000		1.0000
Selenium, Total	ug/L	MW-10S	01/30/2017	ND	10.0000		1.0000
Selenium, Total	ug/L	MW-10S	05/24/2017	ND	10.0000		1.0000
Selenium, Total	ug/L	MW-10S	08/09/2017	ND	10.0000		1.0000
Selenium, Total	ug/L	MW-10S	05/23/2018		2.8000	*	1.0000
Selenium, Total	ug/L	MW-10S	09/11/2018	ND	1.0000		1.0000
Selenium, Total	ug/L	MW-10S	05/07/2019		1.3000	*	1.0000
Selenium, Total	ug/L	MW-10S	05/07/2020		12.5000	*	1.0000
Selenium, Total	ug/L	MW-10S	11/11/2020		1.8000	*	1.0000

* - Significantly increased over background.
** - Detect at limit for 100% NDs in background (NPPL only).
*** - Manual exclusion.
ND = Not Detected, Result = detection limit.

Table C-7

Historical Downgradient Data for Constituent-Well Combinations that Failed the Current Statistical Evaluation or are in Verification Resampling Mode

Constituent	Units	Well	Date		Result		Pred. Limit
Selenium, Total	ug/L	MW-10S	05/21/2021		1.1000	*	1.0000
Selenium, Total	ug/L	MW-10S	11/12/2021		1.8000	*	1.0000
Selenium, Total	ug/L	MW-11S	04/20/2016	ND	10.0000		1.0000
Selenium, Total	ug/L	MW-11S	06/02/2016	ND	10.0000		1.0000
Selenium, Total	ug/L	MW-11S	08/12/2016	ND	10.0000		1.0000
Selenium, Total	ug/L	MW-11S	09/30/2016	ND	10.0000		1.0000
Selenium, Total	ug/L	MW-11S	12/01/2016	ND	10.0000		1.0000
Selenium, Total	ug/L	MW-11S	01/31/2017	ND	10.0000		1.0000
Selenium, Total	ug/L	MW-11S	05/25/2017	ND	10.0000		1.0000
Selenium, Total	ug/L	MW-11S	08/10/2017	ND	10.0000		1.0000
Selenium, Total	ug/L	MW-11S	05/23/2018		6.0000	*	1.0000
Selenium, Total	ug/L	MW-11S	09/11/2018		9.3000	*	1.0000
Selenium, Total	ug/L	MW-11S	05/08/2019		8.9000	*	1.0000
Selenium, Total	ug/L	MW-11S	05/07/2020		11.8000	*	1.0000
Selenium, Total	ug/L	MW-11S	11/12/2020		2.6000	*	1.0000
Selenium, Total	ug/L	MW-11S	05/17/2021		11.1000	*	1.0000
Selenium, Total	ug/L	MW-11S	11/17/2021		8.6000	*	1.0000
Selenium, Total	ug/L	MW-12S	04/20/2016	ND	10.0000		1.0000
Selenium, Total	ug/L	MW-12S	06/01/2016	ND	10.0000		1.0000
Selenium, Total	ug/L	MW-12S	08/11/2016	ND	10.0000		1.0000
Selenium, Total	ug/L	MW-12S	09/29/2016	ND	10.0000		1.0000
Selenium, Total	ug/L	MW-12S	12/01/2016	ND	10.0000		1.0000
Selenium, Total	ug/L	MW-12S	01/30/2017	ND	10.0000		1.0000
Selenium, Total	ug/L	MW-12S	05/25/2017	ND	10.0000		1.0000
Selenium, Total	ug/L	MW-12S	08/10/2017	ND	10.0000		1.0000
Selenium, Total	ug/L	MW-12S	05/23/2018	ND	1.0000		1.0000
Selenium, Total	ug/L	MW-12S	09/12/2018		2.0000	*	1.0000
Selenium, Total	ug/L	MW-12S	05/08/2019		30.3000	*	1.0000
Selenium, Total	ug/L	MW-12S	05/08/2020		41.6000	*	1.0000
Selenium, Total	ug/L	MW-12S	11/12/2020		16.7000	*	1.0000
Selenium, Total	ug/L	MW-12S	05/13/2021		12.4000	*	1.0000
Selenium, Total	ug/L	MW-12S	11/10/2021		15.3000	*	1.0000
Selenium, Total	ug/L	MW-1S	04/19/2016		16.8000	*	1.0000
Selenium, Total	ug/L	MW-1S	06/02/2016	ND	10.0000		1.0000
Selenium, Total	ug/L	MW-1S	08/10/2016		14.0000	*	1.0000
Selenium, Total	ug/L	MW-1S	09/30/2016	ND	10.0000		1.0000
Selenium, Total	ug/L	MW-1S	12/02/2016	ND	10.0000		1.0000
Selenium, Total	ug/L	MW-1S	01/31/2017		16.2000	*	1.0000

* - Significantly increased over background.
** - Detect at limit for 100% NDs in background (NPPL only).
*** - Manual exclusion.
ND = Not Detected, Result = detection limit.

Table C-7

Historical Downgradient Data for Constituent-Well Combinations that Failed the Current Statistical Evaluation or are in Verification Resampling Mode

Constituent	Units	Well	Date		Result		Pred. Limit
Selenium, Total	ug/L	MW-1S	05/26/2017		15.7000	*	1.0000
Selenium, Total	ug/L	MW-1S	08/11/2017		11.2000	*	1.0000
Selenium, Total	ug/L	MW-1S	05/23/2018		23.5000	*	1.0000
Selenium, Total	ug/L	MW-1S	09/11/2018		10.7000	*	1.0000
Selenium, Total	ug/L	MW-1S	05/08/2019		21.0000	*	1.0000
Selenium, Total	ug/L	MW-1S	11/14/2019		6.9000	*	1.0000
Selenium, Total	ug/L	MW-1S	05/05/2020		9.6000	*	1.0000
Selenium, Total	ug/L	MW-1S	11/11/2020		6.6000	*	1.0000
Selenium, Total	ug/L	MW-1S	05/25/2021		24.4000	*	1.0000
Selenium, Total	ug/L	MW-1S	11/09/2021		21.7000	*	1.0000
Selenium, Total	ug/L	MW-2S	04/19/2016	ND	10.0000		1.0000
Selenium, Total	ug/L	MW-2S	06/01/2016	ND	10.0000		1.0000
Selenium, Total	ug/L	MW-2S	08/11/2016	ND	10.0000		1.0000
Selenium, Total	ug/L	MW-2S	09/30/2016	ND	10.0000		1.0000
Selenium, Total	ug/L	MW-2S	12/02/2016	ND	10.0000		1.0000
Selenium, Total	ug/L	MW-2S	01/31/2017	ND	10.0000		1.0000
Selenium, Total	ug/L	MW-2S	05/26/2017	ND	10.0000		1.0000
Selenium, Total	ug/L	MW-2S	08/11/2017	ND	10.0000		1.0000
Selenium, Total	ug/L	MW-2S	05/22/2018		2.4000	*	1.0000
Selenium, Total	ug/L	MW-2S	09/11/2018		2.5000	*	1.0000
Selenium, Total	ug/L	MW-2S	05/09/2019		21.9000	*	1.0000
Selenium, Total	ug/L	MW-2S	11/14/2019		11.4000	*	1.0000
Selenium, Total	ug/L	MW-2S	05/08/2020		97.6000	*	1.0000
Selenium, Total	ug/L	MW-2S	11/11/2020		9.6000	*	1.0000
Selenium, Total	ug/L	MW-2S	05/11/2021		5.5000	*	1.0000
Selenium, Total	ug/L	MW-2S	11/10/2021		28.7000	*	1.0000
Selenium, Total	ug/L	MW-3S	04/20/2016	ND	10.0000		1.0000
Selenium, Total	ug/L	MW-3S	06/01/2016	ND	10.0000		1.0000
Selenium, Total	ug/L	MW-3S	08/11/2016	ND	10.0000		1.0000
Selenium, Total	ug/L	MW-3S	09/30/2016	ND	10.0000		1.0000
Selenium, Total	ug/L	MW-3S	12/02/2016	ND	10.0000		1.0000
Selenium, Total	ug/L	MW-3S	01/31/2017		10.7000	*	1.0000
Selenium, Total	ug/L	MW-3S	05/25/2017		13.9000	*	1.0000
Selenium, Total	ug/L	MW-3S	08/11/2017	ND	10.0000		1.0000
Selenium, Total	ug/L	MW-3S	05/22/2018		1.1000	*	1.0000
Selenium, Total	ug/L	MW-3S	09/11/2018	ND	1.0000		1.0000
Selenium, Total	ug/L	MW-3S	05/09/2019		8.1000	*	1.0000
Selenium, Total	ug/L	MW-3S	11/13/2019	ND	1.0000		1.0000

* - Significantly increased over background.
** - Detect at limit for 100% NDs in background (NPPL only).
*** - Manual exclusion.
ND = Not Detected, Result = detection limit.

Table C-7

Historical Downgradient Data for Constituent-Well Combinations that Failed the Current Statistical Evaluation or are in Verification Resampling Mode

Constituent	Units	Well	Date		Result		Pred. Limit
Selenium, Total	ug/L	MW-3S	05/05/2020	ND	1.0000		1.0000
Selenium, Total	ug/L	MW-3S	11/10/2020	ND	1.0000		1.0000
Selenium, Total	ug/L	MW-3S	05/12/2021	ND	1.0000		1.0000
Selenium, Total	ug/L	MW-3S	11/18/2021		5.9000	*	1.0000
Selenium, Total	ug/L	MW-6S	04/20/2016		15.5000	*	1.0000
Selenium, Total	ug/L	MW-6S	06/01/2016		12.4000	*	1.0000
Selenium, Total	ug/L	MW-6S	08/11/2016		11.0000	*	1.0000
Selenium, Total	ug/L	MW-6S	09/29/2016		12.0000	*	1.0000
Selenium, Total	ug/L	MW-6S	12/01/2016		12.9000	*	1.0000
Selenium, Total	ug/L	MW-6S	01/30/2017		14.0000	*	1.0000
Selenium, Total	ug/L	MW-6S	05/25/2017		12.3000	*	1.0000
Selenium, Total	ug/L	MW-6S	08/10/2017	ND	10.0000		1.0000
Selenium, Total	ug/L	MW-6S	05/22/2018		11.8000	*	1.0000
Selenium, Total	ug/L	MW-6S	09/11/2018		1.2000	*	1.0000
Selenium, Total	ug/L	MW-6S	05/08/2019		6.5000	*	1.0000
Selenium, Total	ug/L	MW-6S	11/13/2019		6.9000	*	1.0000
Selenium, Total	ug/L	MW-6S	05/08/2020		14.8000	*	1.0000
Selenium, Total	ug/L	MW-6S	11/19/2020		9.7000	*	1.0000
Selenium, Total	ug/L	MW-6S	05/18/2021		14.2000	*	1.0000
Selenium, Total	ug/L	MW-6S	11/09/2021		2.2000	*	1.0000
Selenium, Total	ug/L	MW-7S	04/20/2016	ND	10.0000		1.0000
Selenium, Total	ug/L	MW-7S	06/01/2016	ND	10.0000		1.0000
Selenium, Total	ug/L	MW-7S	08/11/2016	ND	10.0000		1.0000
Selenium, Total	ug/L	MW-7S	09/29/2016	ND	10.0000		1.0000
Selenium, Total	ug/L	MW-7S	12/01/2016	ND	10.0000		1.0000
Selenium, Total	ug/L	MW-7S	01/30/2017	ND	10.0000		1.0000
Selenium, Total	ug/L	MW-7S	05/25/2017	ND	10.0000		1.0000
Selenium, Total	ug/L	MW-7S	08/10/2017	ND	10.0000		1.0000
Selenium, Total	ug/L	MW-7S	05/23/2018		6.0000	*	1.0000
Selenium, Total	ug/L	MW-7S	09/11/2018		12.0000	*	1.0000
Selenium, Total	ug/L	MW-7S	05/07/2019		6.0000	*	1.0000
Selenium, Total	ug/L	MW-7S	05/07/2020		19.2000	*	1.0000
Selenium, Total	ug/L	MW-7S	11/11/2020		12.0000	*	1.0000
Selenium, Total	ug/L	MW-7S	05/17/2021		22.7000	*	1.0000
Selenium, Total	ug/L	MW-7S	11/18/2021		40.6000	*	1.0000

* - Significantly increased over background.
** - Detect at limit for 100% NDs in background (NPPL only).
*** - Manual exclusion.
ND = Not Detected, Result = detection limit.

False Positive and False Negative Rates for Current Upgradient vs. Downgradient Monitoring Program

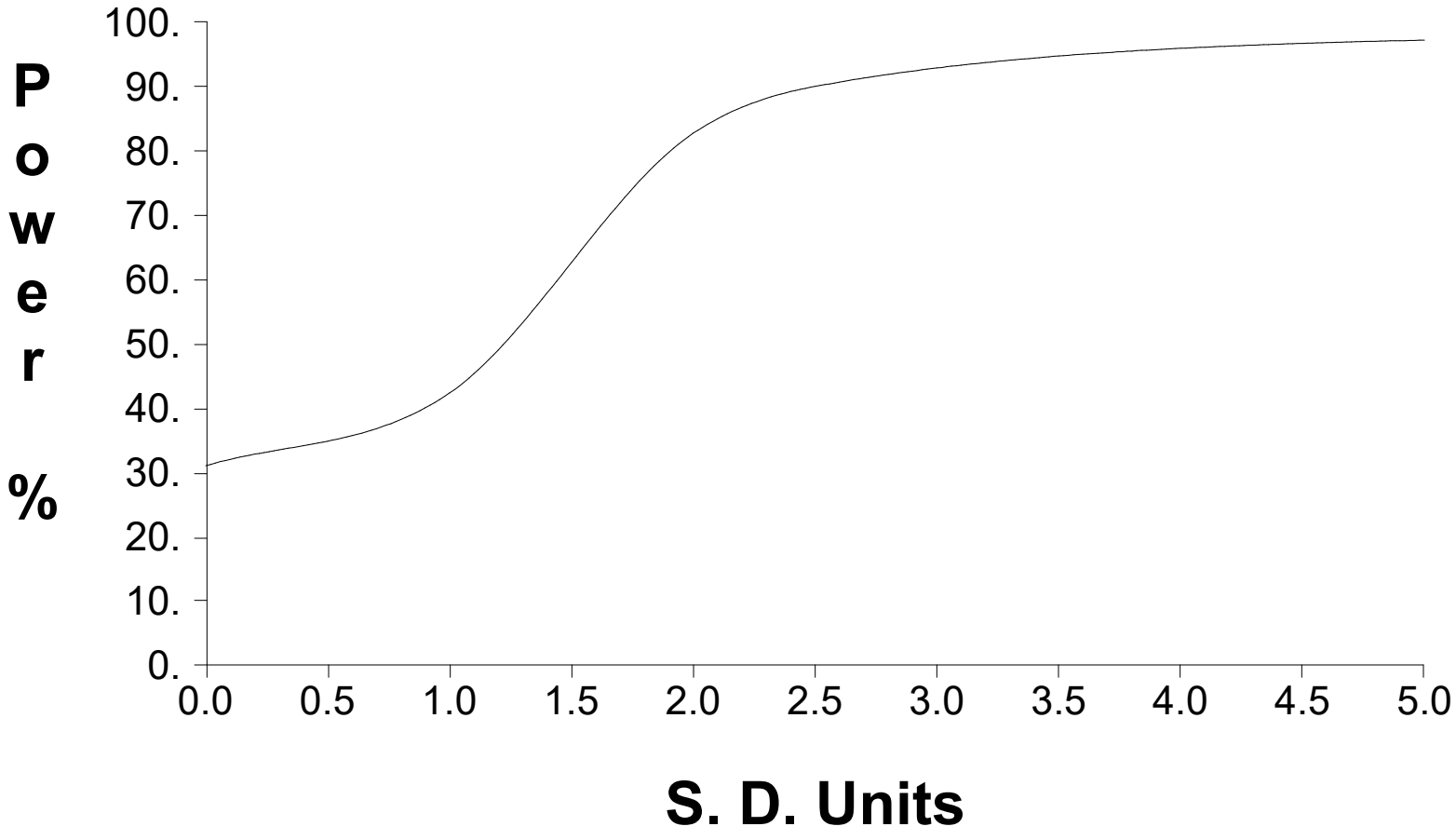

Table C-1

Upgradient Data

Constituent	Units	Well	Date		Result	Adjusted	
Antimony, Total	ug/L	MW-13I	08/08/2019	ND	1.0000		
Antimony, Total	ug/L	MW-13I	09/24/2019	ND	1.0000		
Antimony, Total	ug/L	MW-13I	05/07/2020	ND	6.0000	1.0000	**
Antimony, Total	ug/L	MW-13I	11/12/2020	ND	1.0000		
Antimony, Total	ug/L	MW-13I	02/25/2021	ND	1.0000		
Antimony, Total	ug/L	MW-13I	03/29/2021	ND	1.0000		
Antimony, Total	ug/L	MW-13I	05/20/2021	ND	1.0000		
Antimony, Total	ug/L	MW-13I	06/22/2021	ND	1.0000		
Antimony, Total	ug/L	MW-13I	07/27/2021	ND	1.0000		
Antimony, Total	ug/L	MW-13I	11/16/2021	ND	1.0000		
Arsenic, Total	ug/L	MW-13I	08/08/2019	ND	1.0000		
Arsenic, Total	ug/L	MW-13I	09/24/2019	ND	1.0000		
Arsenic, Total	ug/L	MW-13I	05/07/2020	ND	10.0000	1.0000	**
Arsenic, Total	ug/L	MW-13I	11/12/2020		2.0000		
Arsenic, Total	ug/L	MW-13I	02/25/2021	ND	1.0000		
Arsenic, Total	ug/L	MW-13I	03/29/2021	ND	1.0000		
Arsenic, Total	ug/L	MW-13I	05/20/2021	ND	1.0000		
Arsenic, Total	ug/L	MW-13I	06/22/2021	ND	1.0000		
Arsenic, Total	ug/L	MW-13I	07/27/2021	ND	1.0000		
Arsenic, Total	ug/L	MW-13I	11/16/2021	ND	1.0000		
Barium, Total	ug/L	MW-13I	08/08/2019		36.0000		
Barium, Total	ug/L	MW-13I	09/24/2019		35.6000		
Barium, Total	ug/L	MW-13I	05/07/2020		38.1000		
Barium, Total	ug/L	MW-13I	11/12/2020		38.0000		
Barium, Total	ug/L	MW-13I	02/25/2021		42.2000		
Barium, Total	ug/L	MW-13I	03/29/2021		46.0000		
Barium, Total	ug/L	MW-13I	05/20/2021		42.4000		
Barium, Total	ug/L	MW-13I	06/22/2021		41.3000		
Barium, Total	ug/L	MW-13I	07/27/2021		43.6000		
Barium, Total	ug/L	MW-13I	11/16/2021		37.9000		
Beryllium, Total	ug/L	MW-13I	08/08/2019	ND	0.2000		
Beryllium, Total	ug/L	MW-13I	09/24/2019	ND	0.2000		
Beryllium, Total	ug/L	MW-13I	05/07/2020	ND	4.0000	0.2000	**
Beryllium, Total	ug/L	MW-13I	11/12/2020	ND	0.2000		
Beryllium, Total	ug/L	MW-13I	02/25/2021	ND	0.2000		
Beryllium, Total	ug/L	MW-13I	03/29/2021	ND	0.2000		
Beryllium, Total	ug/L	MW-13I	05/20/2021	ND	0.2000		
Beryllium, Total	ug/L	MW-13I	06/22/2021	ND	0.2000		
Beryllium, Total	ug/L	MW-13I	07/27/2021	ND	0.2000		
Cadmium, Total	ug/L	MW-13I	08/08/2019	ND	2.0000		
Cadmium, Total	ug/L	MW-13I	09/24/2019	ND	2.0000		

* - Outlier for that well and constituent.
** - ND value replaced with median RL.
*** - ND value replaced with manual RL.
ND = Not detected, Result = detection limit.

Table C-1

Upgradient Data

Constituent	Units	Well	Date		Result	Adjusted	
Cadmium, Total	ug/L	MW-13I	05/07/2020	ND	2.0000		
Cadmium, Total	ug/L	MW-13I	11/12/2020	ND	2.0000		
Cadmium, Total	ug/L	MW-13I	02/25/2021	ND	2.0000		
Cadmium, Total	ug/L	MW-13I	03/29/2021	ND	2.0000		
Cadmium, Total	ug/L	MW-13I	05/20/2021	ND	2.0000		
Cadmium, Total	ug/L	MW-13I	06/22/2021	ND	2.0000		
Cadmium, Total	ug/L	MW-13I	07/27/2021	ND	2.0000		
Chromium, Total	ug/L	MW-13I	08/08/2019	ND	10.0000		
Chromium, Total	ug/L	MW-13I	09/24/2019	ND	10.0000		
Chromium, Total	ug/L	MW-13I	05/07/2020	ND	10.0000		
Chromium, Total	ug/L	MW-13I	11/12/2020	ND	10.0000		
Chromium, Total	ug/L	MW-13I	02/25/2021	ND	10.0000		
Chromium, Total	ug/L	MW-13I	03/29/2021	ND	10.0000		
Chromium, Total	ug/L	MW-13I	05/20/2021	ND	10.0000		
Chromium, Total	ug/L	MW-13I	06/22/2021	ND	10.0000		
Chromium, Total	ug/L	MW-13I	07/27/2021	ND	10.0000		
Cobalt, Total	ug/L	MW-13I	08/08/2019	ND	1.0000		
Cobalt, Total	ug/L	MW-13I	09/24/2019	ND	1.0000		
Cobalt, Total	ug/L	MW-13I	05/07/2020	ND	10.0000	1.0000	**
Cobalt, Total	ug/L	MW-13I	11/12/2020		1.0000		
Cobalt, Total	ug/L	MW-13I	02/25/2021	ND	1.0000		
Cobalt, Total	ug/L	MW-13I	03/29/2021	ND	1.0000		
Cobalt, Total	ug/L	MW-13I	05/20/2021	ND	1.0000		
Cobalt, Total	ug/L	MW-13I	06/22/2021	ND	1.0000		
Cobalt, Total	ug/L	MW-13I	07/27/2021	ND	1.0000		
Cobalt, Total	ug/L	MW-13I	11/16/2021	ND	1.0000		
Fluoride	mg/L	MW-13I	08/08/2019	ND	0.1000		
Fluoride	mg/L	MW-13I	09/24/2019	ND	0.1000		
Fluoride	mg/L	MW-13I	05/07/2020	ND	0.1000		
Fluoride	mg/L	MW-13I	11/12/2020	ND	0.1000		
Fluoride	mg/L	MW-13I	02/25/2021	ND	0.1000		
Fluoride	mg/L	MW-13I	03/29/2021	ND	0.1000		
Fluoride	mg/L	MW-13I	05/20/2021	ND	0.1000		
Fluoride	mg/L	MW-13I	06/22/2021	ND	0.1000		
Fluoride	mg/L	MW-13I	07/27/2021	ND	0.1000		
Fluoride	mg/L	MW-13I	11/16/2021	ND	0.1000		
Lead, Total	ug/L	MW-13I	08/08/2019	ND	10.0000		
Lead, Total	ug/L	MW-13I	09/24/2019	ND	10.0000		
Lead, Total	ug/L	MW-13I	05/07/2020	ND	10.0000		
Lead, Total	ug/L	MW-13I	11/12/2020	ND	10.0000		
Lead, Total	ug/L	MW-13I	02/25/2021	ND	10.0000		

* - Outlier for that well and constituent.
** - ND value replaced with median RL.
*** - ND value replaced with manual RL.
ND = Not detected, Result = detection limit.

Table C-1

Upgradient Data

Constituent	Units	Well	Date		Result	Adjusted	
Lead, Total	ug/L	MW-13I	03/29/2021	ND	10.0000		
Lead, Total	ug/L	MW-13I	05/20/2021	ND	10.0000		
Lead, Total	ug/L	MW-13I	06/22/2021	ND	10.0000		
Lead, Total	ug/L	MW-13I	07/27/2021	ND	10.0000		
Lithium, Total	ug/L	MW-13I	08/08/2019	ND	20.0000		
Lithium, Total	ug/L	MW-13I	09/24/2019	ND	20.0000		
Lithium, Total	ug/L	MW-13I	05/07/2020	ND	20.0000		
Lithium, Total	ug/L	MW-13I	11/12/2020	ND	20.0000		
Lithium, Total	ug/L	MW-13I	02/25/2021	ND	20.0000		
Lithium, Total	ug/L	MW-13I	03/29/2021	ND	20.0000		
Lithium, Total	ug/L	MW-13I	05/20/2021	ND	20.0000		
Lithium, Total	ug/L	MW-13I	06/22/2021	ND	20.0000		
Lithium, Total	ug/L	MW-13I	07/27/2021	ND	20.0000		
Lithium, Total	ug/L	MW-13I	11/16/2021	ND	20.0000		
Mercury	ug/L	MW-13I	08/08/2019	ND	2.0000		
Mercury	ug/L	MW-13I	09/24/2019	ND	2.0000		
Mercury	ug/L	MW-13I	11/12/2020	ND	2.0000		
Mercury	ug/L	MW-13I	02/25/2021	ND	2.0000		
Mercury	ug/L	MW-13I	03/29/2021	ND	2.0000		
Mercury	ug/L	MW-13I	05/20/2021	ND	2.0000		
Mercury	ug/L	MW-13I	06/22/2021	ND	2.0000		
Mercury	ug/L	MW-13I	07/27/2021	ND	2.0000		
Molybdenum, Total	ug/L	MW-13I	08/08/2019	ND	10.0000		
Molybdenum, Total	ug/L	MW-13I	09/24/2019	ND	10.0000		
Molybdenum, Total	ug/L	MW-13I	05/07/2020	ND	10.0000		
Molybdenum, Total	ug/L	MW-13I	11/12/2020	ND	10.0000		
Molybdenum, Total	ug/L	MW-13I	02/25/2021	ND	10.0000		
Molybdenum, Total	ug/L	MW-13I	03/29/2021	ND	10.0000		
Molybdenum, Total	ug/L	MW-13I	05/20/2021	ND	10.0000		
Molybdenum, Total	ug/L	MW-13I	06/22/2021	ND	10.0000		
Molybdenum, Total	ug/L	MW-13I	07/27/2021	ND	10.0000		
Molybdenum, Total	ug/L	MW-13I	11/16/2021	ND	10.0000		
Selenium, Total	ug/L	MW-13I	08/08/2019	ND	1.0000		
Selenium, Total	ug/L	MW-13I	09/24/2019	ND	1.0000		
Selenium, Total	ug/L	MW-13I	05/07/2020	ND	10.0000	1.0000	**
Selenium, Total	ug/L	MW-13I	11/12/2020	ND	1.0000		
Selenium, Total	ug/L	MW-13I	02/25/2021	ND	1.0000		
Selenium, Total	ug/L	MW-13I	03/29/2021	ND	1.0000		
Selenium, Total	ug/L	MW-13I	05/20/2021	ND	1.0000		
Selenium, Total	ug/L	MW-13I	06/22/2021	ND	1.0000		
Selenium, Total	ug/L	MW-13I	07/27/2021	ND	1.0000		

* - Outlier for that well and constituent.
** - ND value replaced with median RL.
*** - ND value replaced with manual RL.
ND = Not detected, Result = detection limit.

Table C-1

Upgradient Data

Constituent	Units	Well	Date		Result	Adjusted	
Selenium, Total	ug/L	MW-13I	11/16/2021	ND	1.0000		
Thallium, Total	ug/L	MW-13I	08/08/2019	ND	1.0000		
Thallium, Total	ug/L	MW-13I	09/24/2019	ND	1.0000		
Thallium, Total	ug/L	MW-13I	05/07/2020	ND	10.0000	1.0000	**
Thallium, Total	ug/L	MW-13I	11/12/2020	ND	1.0000		
Thallium, Total	ug/L	MW-13I	02/25/2021	ND	1.0000		
Thallium, Total	ug/L	MW-13I	03/29/2021	ND	1.0000		
Thallium, Total	ug/L	MW-13I	05/20/2021	ND	1.0000		
Thallium, Total	ug/L	MW-13I	06/22/2021	ND	1.0000		
Thallium, Total	ug/L	MW-13I	07/27/2021	ND	1.0000		
Total Radium	pCi/L	MW-13I	08/08/2019		0.8760		
Total Radium	pCi/L	MW-13I	09/24/2019		1.1500		
Total Radium	pCi/L	MW-13I	11/12/2020		0.7030		
Total Radium	pCi/L	MW-13I	02/25/2021		1.0800		
Total Radium	pCi/L	MW-13I	03/29/2021	ND	1.4900		
Total Radium	pCi/L	MW-13I	05/20/2021	ND	2.0100	1.4900	**
Total Radium	pCi/L	MW-13I	06/22/2021		0.8170		
Total Radium	pCi/L	MW-13I	07/27/2021	ND	1.3500	1.4900	**
Total Radium	pCi/L	MW-13I	11/16/2021		0.5810		

* - Outlier for that well and constituent.
** - ND value replaced with median RL.
*** - ND value replaced with manual RL.
ND = Not detected, Result = detection limit.

Table C-2

Most Current Downgradient Monitoring Data

Constituent	Units	Well	Date		Result		Pred. Limit
Antimony, Total	ug/L	MW-11I	11/17/2021	ND	1.0000		1.0000
Antimony, Total	ug/L	MW-1I	11/09/2021	ND	1.0000		1.0000
Antimony, Total	ug/L	MW-2I	11/10/2021	ND	1.0000		1.0000
Antimony, Total	ug/L	MW-3I	11/18/2021	ND	1.0000		1.0000
Antimony, Total	ug/L	MW-6I	11/09/2021	ND	1.0000		1.0000
Arsenic, Total	ug/L	MW-11I	11/17/2021	ND	1.0000		2.0000
Arsenic, Total	ug/L	MW-1I	11/09/2021	ND	1.0000		2.0000
Arsenic, Total	ug/L	MW-2I	11/10/2021		3.5000	*	2.0000
Arsenic, Total	ug/L	MW-3I	11/18/2021	ND	1.0000		2.0000
Arsenic, Total	ug/L	MW-6I	11/09/2021	ND	1.0000		2.0000
Barium, Total	ug/L	MW-11I	11/17/2021		62.3000	***	50.3844
Barium, Total	ug/L	MW-1I	11/09/2021		50.4000	***	50.3844
Barium, Total	ug/L	MW-2I	11/10/2021		69.3000	***	50.3844
Barium, Total	ug/L	MW-3I	11/18/2021		93.9000	***	50.3844
Barium, Total	ug/L	MW-6I	11/09/2021		65.0000	***	50.3844
Beryllium, Total	ug/L	MW-11I	05/17/2021	ND	0.2000		0.2000
Beryllium, Total	ug/L	MW-1I	05/25/2021	ND	0.2000		0.2000
Beryllium, Total	ug/L	MW-2I	05/11/2021	ND	0.2000		0.2000
Beryllium, Total	ug/L	MW-3I	05/11/2021	ND	0.2000		0.2000
Beryllium, Total	ug/L	MW-6I	05/18/2021	ND	0.2000		0.2000
Cadmium, Total	ug/L	MW-11I	05/17/2021	ND	2.0000		2.0000
Cadmium, Total	ug/L	MW-1I	05/25/2021	ND	2.0000		2.0000
Cadmium, Total	ug/L	MW-2I	05/11/2021	ND	2.0000		2.0000
Cadmium, Total	ug/L	MW-3I	05/11/2021	ND	2.0000		2.0000
Cadmium, Total	ug/L	MW-6I	05/18/2021	ND	2.0000		2.0000
Chromium, Total	ug/L	MW-11I	05/17/2021	ND	10.0000		10.0000
Chromium, Total	ug/L	MW-1I	05/25/2021	ND	10.0000		10.0000
Chromium, Total	ug/L	MW-2I	05/11/2021	ND	10.0000		10.0000
Chromium, Total	ug/L	MW-3I	05/11/2021	ND	10.0000		10.0000
Chromium, Total	ug/L	MW-6I	05/18/2021	ND	10.0000		10.0000
Cobalt, Total	ug/L	MW-11I	11/17/2021	ND	1.0000		1.0000
Cobalt, Total	ug/L	MW-1I	11/09/2021	ND	1.0000		1.0000
Cobalt, Total	ug/L	MW-2I	11/10/2021	ND	1.0000		1.0000
Cobalt, Total	ug/L	MW-3I	11/18/2021	ND	1.0000		1.0000
Cobalt, Total	ug/L	MW-6I	11/09/2021	ND	1.0000		1.0000
Fluoride	mg/L	MW-11I	11/17/2021		0.3500	***	0.1000
Fluoride	mg/L	MW-1I	11/09/2021		0.2800	***	0.1000
Fluoride	mg/L	MW-2I	11/10/2021		0.2900	***	0.1000
Fluoride	mg/L	MW-3I	11/18/2021		0.2200	***	0.1000

* - Current value failed - awaiting verification.
** - Current value passed - previous exceedance not verified.
*** - Current value failed - exceedance verified.
**** - Current value passed - awaiting one more verification.
***** - Insufficient background data to compute prediction limit.
ND = Not Detected, Result = detection limit.

Table C-2

Most Current Downgradient Monitoring Data

Constituent	Units	Well	Date		Result		Pred. Limit
Fluoride	mg/L	MW-6I	11/09/2021		0.2700	***	0.1000
Lead, Total	ug/L	MW-11I	05/17/2021	ND	10.0000		10.0000
Lead, Total	ug/L	MW-1I	05/25/2021	ND	10.0000		10.0000
Lead, Total	ug/L	MW-2I	05/11/2021	ND	10.0000		10.0000
Lead, Total	ug/L	MW-3I	05/11/2021	ND	10.0000		10.0000
Lead, Total	ug/L	MW-6I	05/18/2021	ND	10.0000		10.0000
Lithium, Total	ug/L	MW-11I	11/17/2021		118.0000	***	20.0000
Lithium, Total	ug/L	MW-1I	11/09/2021		92.5000	***	20.0000
Lithium, Total	ug/L	MW-2I	11/10/2021		54.8000	***	20.0000
Lithium, Total	ug/L	MW-3I	11/18/2021		20.6000	*	20.0000
Lithium, Total	ug/L	MW-6I	11/09/2021		115.0000	***	20.0000
Mercury	ug/L	MW-11I	05/17/2021	ND	2.0000		2.0000
Mercury	ug/L	MW-1I	05/25/2021	ND	2.0000		2.0000
Mercury	ug/L	MW-2I	05/11/2021	ND	2.0000		2.0000
Mercury	ug/L	MW-3I	05/11/2021	ND	2.0000		2.0000
Mercury	ug/L	MW-6I	05/18/2021	ND	2.0000		2.0000
Molybdenum, Total	ug/L	MW-11I	11/17/2021		149.0000	***	10.0000
Molybdenum, Total	ug/L	MW-1I	11/09/2021		107.0000	***	10.0000
Molybdenum, Total	ug/L	MW-2I	11/10/2021		57.0000	***	10.0000
Molybdenum, Total	ug/L	MW-3I	11/18/2021		61.0000	***	10.0000
Molybdenum, Total	ug/L	MW-6I	11/09/2021		219.0000	***	10.0000
Selenium, Total	ug/L	MW-11I	11/17/2021	ND	1.0000		1.0000
Selenium, Total	ug/L	MW-1I	11/09/2021	ND	1.0000		1.0000
Selenium, Total	ug/L	MW-2I	11/10/2021	ND	1.0000		1.0000
Selenium, Total	ug/L	MW-3I	11/18/2021	ND	1.0000		1.0000
Selenium, Total	ug/L	MW-6I	11/09/2021	ND	1.0000		1.0000
Thallium, Total	ug/L	MW-11I	05/17/2021	ND	1.0000		1.0000
Thallium, Total	ug/L	MW-1I	05/25/2021	ND	1.0000		1.0000
Thallium, Total	ug/L	MW-2I	05/11/2021	ND	1.0000		1.0000
Thallium, Total	ug/L	MW-3I	05/11/2021	ND	1.0000		1.0000
Thallium, Total	ug/L	MW-6I	05/18/2021	ND	1.0000		1.0000
Total Radium	pCi/L	MW-11I	11/17/2021		2.0600	*	2.0098
Total Radium	pCi/L	MW-1I	11/09/2021	ND	1.4500		2.0098
Total Radium	pCi/L	MW-2I	11/10/2021		1.5900		2.0098
Total Radium	pCi/L	MW-3I	11/18/2021		0.8780		2.0098
Total Radium	pCi/L	MW-6I	11/09/2021		1.5300	**	2.0098

* - Current value failed - awaiting verification.
** - Current value passed - previous exceedance not verified.
*** - Current value failed - exceedance verified.
**** - Current value passed - awaiting one more verification.
***** - Insufficient background data to compute prediction limit.
ND = Not Detected, Result = detection limit.

Table C-3

Detection Frequencies in Upgradient and Downgradient Wells

Constituent	Upgradient Detect	Upgradient N	Upgradient Proportion	Downgradient Detect	Downgradient N	Downgradient Proportion
Antimony, Total	0	10	0.000	0	80	0.000
Arsenic, Total	1	10	0.100	5	80	0.063
Barium, Total	10	10	1.000	80	80	1.000
Beryllium, Total	0	9	0.000	0	60	0.000
Cadmium, Total	0	9	0.000	0	60	0.000
Chromium, Total	0	9	0.000	0	60	0.000
Cobalt, Total	1	10	0.100	0	80	0.000
Fluoride	0	10	0.000	85	85	1.000
Lead, Total	0	9	0.000	0	60	0.000
Lithium, Total	0	10	0.000	77	80	0.963
Mercury	0	8	0.000	0	60	0.000
Molybdenum, Total	0	10	0.000	80	80	1.000
Selenium, Total	0	10	0.000	0	80	0.000
Thallium, Total	0	9	0.000	0	60	0.000
Total Radium	6	9	0.667	71	80	0.888

N = Total number of measurements in all wells.
Detect = Total number of detections in all wells.
Proportion = Detect/N.

Table C-4

Shapiro-Wilk Multiple Group Test of Normality

Constituent	Detect	N	Detect Freq	G raw	G log	G cbrt	G sqrt	G sqr	G cub	Crit Value	Dist Form	Model Type
Antimony, Total	0	10	0.000	3.262	3.262					2.326	non-norm	nonpar
Arsenic, Total	1	10	0.100	3.262	3.262					2.326	non-norm	nonpar
Barium, Total	10	10	1.000	0.059	0.028					2.326	normal	normal
Beryllium, Total	0	9	0.000	2.968	2.968					2.326	non-norm	nonpar
Cadmium, Total	0	9	0.000	2.968	2.968					2.326	non-norm	nonpar
Chromium, Total	0	9	0.000	2.968	2.968					2.326	non-norm	nonpar
Cobalt, Total	1	10	0.100	3.262	3.262					2.326	non-norm	nonpar
Fluoride	0	10	0.000	3.262	3.262					2.326	non-norm	nonpar
Lead, Total	0	9	0.000	2.968	2.968					2.326	non-norm	nonpar
Lithium, Total	0	10	0.000	3.262	3.262					2.326	non-norm	nonpar
Mercury	0	8	0.000	2.696	2.696					2.326	non-norm	nonpar
Molybdenum, Total	0	10	0.000	3.262	3.262					2.326	non-norm	nonpar
Selenium, Total	0	10	0.000	3.262	3.262					2.326	non-norm	nonpar
Thallium, Total	0	9	0.000	2.968	2.968					2.326	non-norm	nonpar
Total Radium	6	9	0.667	0.821	0.506					2.326	normal	normal

* - Distribution override for that constituent.
Fit to distribution is confirmed if G <= critical value.
Model type may not match distributional form when detection frequency < 50%.

Table C-5

Summary Statistics and Prediction Limits

Constituent	Units	Detect	N	Mean	SD	alpha	Factor	Pred Limit	Type		Conf
Antimony, Total	ug/L	0	10					1.0000	nonpar	***	0.93
Arsenic, Total	ug/L	1	10					2.0000	nonpar		0.93
Barium, Total	ug/L	10	10	40.1100	3.4723	0.0100	2.9590	50.3844	normal		
Beryllium, Total	ug/L	0	9					0.2000	nonpar	***	0.92
Cadmium, Total	ug/L	0	9					2.0000	nonpar	***	0.92
Chromium, Total	ug/L	0	9					10.0000	nonpar	***	0.92
Cobalt, Total	ug/L	1	10					1.0000	nonpar	***	0.93
Fluoride	mg/L	0	10					0.1000	nonpar	***	0.93
Lead, Total	ug/L	0	9					10.0000	nonpar	***	0.92
Lithium, Total	ug/L	0	10					20.0000	nonpar	***	0.93
Mercury	ug/L	0	8					2.0000	nonpar	***	0.91
Molybdenum, Total	ug/L	0	10					10.0000	nonpar	***	0.93
Selenium, Total	ug/L	0	10					1.0000	nonpar	***	0.93
Thallium, Total	ug/L	0	9					1.0000	nonpar	***	0.92
Total Radium	pCi/L	6	9	0.5786	0.4689	0.0100	3.0525	2.0098	normal		

Conf = confidence level for passing initial test or one verification resample at all downgradient wells for a single constituent (nonparametric test only).
* - Insufficient Data.
** - Calculated limit raised to Manual Reporting Limit.
*** - Nonparametric limit based on ND value.
For transformed data, mean and SD in transformed units and prediction limit in original units.
All sample sizes and statistics are based on outlier free data.
For nonparametric limits, median reporting limits are substituted for extreme reporting limit values.

Table C-6

Dixon's Test Outliers
1% Significance Level

Constituent	Units	Well	Date	Result	ND Qualifier	Date Range	N	Critical Value

N = Total number of independent measurements in background at each well.
Date Range = Dates of the first and last measurements included in background at each well.
Critical Value depends on the significance level and on N-1 when the two most extreme values are tested or N for the most extreme value.

Table C-7

Historical Downgradient Data for Constituent-Well Combinations that Failed the Current Statistical Evaluation or are in Verification Resampling Mode

Constituent	Units	Well	Date		Result		Pred. Limit
Arsenic, Total	ug/L	MW-2I	04/19/2016	ND	10.0000		2.0000
Arsenic, Total	ug/L	MW-2I	06/01/2016	ND	10.0000		2.0000
Arsenic, Total	ug/L	MW-2I	08/11/2016	ND	10.0000		2.0000
Arsenic, Total	ug/L	MW-2I	09/30/2016	ND	10.0000		2.0000
Arsenic, Total	ug/L	MW-2I	12/02/2016	ND	10.0000		2.0000
Arsenic, Total	ug/L	MW-2I	01/31/2017	ND	10.0000		2.0000
Arsenic, Total	ug/L	MW-2I	05/26/2017	ND	10.0000		2.0000
Arsenic, Total	ug/L	MW-2I	08/11/2017	ND	10.0000		2.0000
Arsenic, Total	ug/L	MW-2I	05/22/2018	ND	1.0000		2.0000
Arsenic, Total	ug/L	MW-2I	09/11/2018	ND	1.0000		2.0000
Arsenic, Total	ug/L	MW-2I	05/09/2019	ND	1.0000		2.0000
Arsenic, Total	ug/L	MW-2I	11/13/2019	ND	1.0000		2.0000
Arsenic, Total	ug/L	MW-2I	05/05/2020	ND	1.0000		2.0000
Arsenic, Total	ug/L	MW-2I	11/11/2020	ND	1.0000		2.0000
Arsenic, Total	ug/L	MW-2I	05/11/2021	ND	1.0000		2.0000
Arsenic, Total	ug/L	MW-2I	11/10/2021		3.5000	*	2.0000
Barium, Total	ug/L	MW-11I	04/20/2016		72.6000	*	50.3844
Barium, Total	ug/L	MW-11I	06/02/2016		68.4000	*	50.3844
Barium, Total	ug/L	MW-11I	08/12/2016		69.2000	*	50.3844
Barium, Total	ug/L	MW-11I	09/30/2016		67.5000	*	50.3844
Barium, Total	ug/L	MW-11I	12/01/2016		74.8000	*	50.3844
Barium, Total	ug/L	MW-11I	01/31/2017		65.3000	*	50.3844
Barium, Total	ug/L	MW-11I	05/25/2017		71.5000	*	50.3844
Barium, Total	ug/L	MW-11I	08/10/2017		65.1000	*	50.3844
Barium, Total	ug/L	MW-11I	05/22/2018		66.1000	*	50.3844
Barium, Total	ug/L	MW-11I	09/12/2018		72.6000	*	50.3844
Barium, Total	ug/L	MW-11I	05/08/2019		65.1000	*	50.3844
Barium, Total	ug/L	MW-11I	11/14/2019		64.1000	*	50.3844
Barium, Total	ug/L	MW-11I	05/07/2020		55.8000	*	50.3844
Barium, Total	ug/L	MW-11I	11/12/2020		43.0000		50.3844
Barium, Total	ug/L	MW-11I	05/17/2021		53.0000	*	50.3844
Barium, Total	ug/L	MW-11I	11/17/2021		62.3000	*	50.3844
Barium, Total	ug/L	MW-1I	04/19/2016		52.8000	*	50.3844
Barium, Total	ug/L	MW-1I	06/02/2016		50.4000	*	50.3844
Barium, Total	ug/L	MW-1I	08/10/2016		54.4000	*	50.3844
Barium, Total	ug/L	MW-1I	09/30/2016		56.2000	*	50.3844
Barium, Total	ug/L	MW-1I	12/02/2016		60.0000	*	50.3844
Barium, Total	ug/L	MW-1I	01/31/2017		52.0000	*	50.3844

* - Significantly increased over background.
** - Detect at limit for 100% NDs in background (NPPL only).
*** - Manual exclusion.
ND = Not Detected, Result = detection limit.

Table C-7

Historical Downgradient Data for Constituent-Well Combinations that Failed the Current Statistical Evaluation or are in Verification Resampling Mode

Constituent	Units	Well	Date		Result		Pred. Limit
Barium, Total	ug/L	MW-1I	05/26/2017		49.8000		50.3844
Barium, Total	ug/L	MW-1I	08/11/2017		56.5000	*	50.3844
Barium, Total	ug/L	MW-1I	05/23/2018		75.6000	*	50.3844
Barium, Total	ug/L	MW-1I	09/11/2018		65.7000	*	50.3844
Barium, Total	ug/L	MW-1I	05/08/2019		59.4000	*	50.3844
Barium, Total	ug/L	MW-1I	11/14/2019		57.6000	*	50.3844
Barium, Total	ug/L	MW-1I	05/05/2020		55.0000	*	50.3844
Barium, Total	ug/L	MW-1I	11/11/2020		55.2000	*	50.3844
Barium, Total	ug/L	MW-1I	05/25/2021		55.4000	*	50.3844
Barium, Total	ug/L	MW-1I	11/09/2021		50.4000	*	50.3844
Barium, Total	ug/L	MW-2I	04/19/2016		76.3000	*	50.3844
Barium, Total	ug/L	MW-2I	06/01/2016		61.9000	*	50.3844
Barium, Total	ug/L	MW-2I	08/11/2016		65.0000	*	50.3844
Barium, Total	ug/L	MW-2I	09/30/2016		59.7000	*	50.3844
Barium, Total	ug/L	MW-2I	12/02/2016		66.5000	*	50.3844
Barium, Total	ug/L	MW-2I	01/31/2017		74.4000	*	50.3844
Barium, Total	ug/L	MW-2I	05/26/2017		82.4000	*	50.3844
Barium, Total	ug/L	MW-2I	08/11/2017		85.2000	*	50.3844
Barium, Total	ug/L	MW-2I	05/22/2018		64.6000	*	50.3844
Barium, Total	ug/L	MW-2I	09/11/2018		53.7000	*	50.3844
Barium, Total	ug/L	MW-2I	05/09/2019		61.8000	*	50.3844
Barium, Total	ug/L	MW-2I	11/13/2019		65.2000	*	50.3844
Barium, Total	ug/L	MW-2I	05/05/2020		60.1000	*	50.3844
Barium, Total	ug/L	MW-2I	11/11/2020		69.2000	*	50.3844
Barium, Total	ug/L	MW-2I	05/11/2021		82.3000	*	50.3844
Barium, Total	ug/L	MW-2I	11/10/2021		69.3000	*	50.3844
Barium, Total	ug/L	MW-3I	04/20/2016		73.9000	*	50.3844
Barium, Total	ug/L	MW-3I	06/01/2016		72.2000	*	50.3844
Barium, Total	ug/L	MW-3I	08/11/2016		72.7000	*	50.3844
Barium, Total	ug/L	MW-3I	09/30/2016		76.8000	*	50.3844
Barium, Total	ug/L	MW-3I	12/02/2016		76.5000	*	50.3844
Barium, Total	ug/L	MW-3I	01/31/2017		71.3000	*	50.3844
Barium, Total	ug/L	MW-3I	05/25/2017		66.8000	*	50.3844
Barium, Total	ug/L	MW-3I	08/11/2017		71.3000	*	50.3844
Barium, Total	ug/L	MW-3I	05/22/2018		63.8000	*	50.3844
Barium, Total	ug/L	MW-3I	09/11/2018		53.9000	*	50.3844
Barium, Total	ug/L	MW-3I	05/09/2019		58.2000	*	50.3844
Barium, Total	ug/L	MW-3I	11/13/2019		51.8000	*	50.3844

* - Significantly increased over background.
** - Detect at limit for 100% NDs in background (NPPL only).
*** - Manual exclusion.
ND = Not Detected, Result = detection limit.

Table C-7

Historical Downgradient Data for Constituent-Well Combinations that Failed the Current Statistical Evaluation or are in Verification Resampling Mode

Constituent	Units	Well	Date		Result		Pred. Limit
Barium, Total	ug/L	MW-3I	05/05/2020		56.7000	*	50.3844
Barium, Total	ug/L	MW-3I	11/11/2020		60.0000	*	50.3844
Barium, Total	ug/L	MW-3I	05/11/2021		91.1000	*	50.3844
Barium, Total	ug/L	MW-3I	11/18/2021		93.9000	*	50.3844
Barium, Total	ug/L	MW-6I	04/20/2016		64.0000	*	50.3844
Barium, Total	ug/L	MW-6I	06/01/2016		59.4000	*	50.3844
Barium, Total	ug/L	MW-6I	08/11/2016		55.5000	*	50.3844
Barium, Total	ug/L	MW-6I	09/29/2016		56.6000	*	50.3844
Barium, Total	ug/L	MW-6I	12/01/2016		62.9000	*	50.3844
Barium, Total	ug/L	MW-6I	01/30/2017		64.2000	*	50.3844
Barium, Total	ug/L	MW-6I	05/25/2017		60.5000	*	50.3844
Barium, Total	ug/L	MW-6I	08/10/2017		58.7000	*	50.3844
Barium, Total	ug/L	MW-6I	05/22/2018		42.4000		50.3844
Barium, Total	ug/L	MW-6I	09/12/2018		42.3000		50.3844
Barium, Total	ug/L	MW-6I	05/08/2019		60.8000	*	50.3844
Barium, Total	ug/L	MW-6I	11/14/2019		57.1000	*	50.3844
Barium, Total	ug/L	MW-6I	05/08/2020		52.7000	*	50.3844
Barium, Total	ug/L	MW-6I	11/10/2020		49.3000		50.3844
Barium, Total	ug/L	MW-6I	05/18/2021		52.9000	*	50.3844
Barium, Total	ug/L	MW-6I	11/09/2021		65.0000	*	50.3844
Fluoride	mg/L	MW-11I	04/20/2016		0.3900	*	0.1000
Fluoride	mg/L	MW-11I	06/02/2016		0.3900	*	0.1000
Fluoride	mg/L	MW-11I	08/12/2016		0.3600	*	0.1000
Fluoride	mg/L	MW-11I	09/30/2016		0.3900	*	0.1000
Fluoride	mg/L	MW-11I	12/01/2016		0.4000	*	0.1000
Fluoride	mg/L	MW-11I	01/31/2017		0.3900	*	0.1000
Fluoride	mg/L	MW-11I	05/25/2017		0.3800	*	0.1000
Fluoride	mg/L	MW-11I	08/10/2017		0.4100	*	0.1000
Fluoride	mg/L	MW-11I	09/28/2017		0.4100	*	0.1000
Fluoride	mg/L	MW-11I	05/22/2018		0.3700	*	0.1000
Fluoride	mg/L	MW-11I	09/12/2018		0.2900	*	0.1000
Fluoride	mg/L	MW-11I	05/08/2019		0.3400	*	0.1000
Fluoride	mg/L	MW-11I	11/14/2019		0.3400	*	0.1000
Fluoride	mg/L	MW-11I	05/07/2020		0.4000	*	0.1000
Fluoride	mg/L	MW-11I	11/12/2020		0.4100	*	0.1000
Fluoride	mg/L	MW-11I	05/17/2021		0.4000	*	0.1000
Fluoride	mg/L	MW-11I	11/17/2021		0.3500	*	0.1000
Fluoride	mg/L	MW-1I	04/19/2016		0.4200	*	0.1000

* - Significantly increased over background.
** - Detect at limit for 100% NDs in background (NPPL only).
*** - Manual exclusion.
ND = Not Detected, Result = detection limit.

Table C-7

Historical Downgradient Data for Constituent-Well Combinations that Failed the Current Statistical Evaluation or are in Verification Resampling Mode

Constituent	Units	Well	Date		Result		Pred. Limit
Fluoride	mg/L	MW-1I	06/02/2016		0.4200	*	0.1000
Fluoride	mg/L	MW-1I	08/10/2016		0.4000	*	0.1000
Fluoride	mg/L	MW-1I	09/30/2016		0.4200	*	0.1000
Fluoride	mg/L	MW-1I	12/02/2016		0.4300	*	0.1000
Fluoride	mg/L	MW-1I	01/31/2017		0.3900	*	0.1000
Fluoride	mg/L	MW-1I	05/26/2017		0.3700	*	0.1000
Fluoride	mg/L	MW-1I	08/11/2017		0.4000	*	0.1000
Fluoride	mg/L	MW-1I	09/28/2017		0.4000	*	0.1000
Fluoride	mg/L	MW-1I	05/23/2018		0.3400	*	0.1000
Fluoride	mg/L	MW-1I	09/11/2018		0.2900	*	0.1000
Fluoride	mg/L	MW-1I	05/08/2019		0.3300	*	0.1000
Fluoride	mg/L	MW-1I	11/14/2019		0.3500	*	0.1000
Fluoride	mg/L	MW-1I	05/05/2020		0.3500	*	0.1000
Fluoride	mg/L	MW-1I	11/11/2020		0.3100	*	0.1000
Fluoride	mg/L	MW-1I	05/25/2021		0.2600	*	0.1000
Fluoride	mg/L	MW-1I	11/09/2021		0.2800	*	0.1000
Fluoride	mg/L	MW-2I	04/19/2016		0.4600	*	0.1000
Fluoride	mg/L	MW-2I	06/01/2016		0.4500	*	0.1000
Fluoride	mg/L	MW-2I	08/11/2016		0.4000	*	0.1000
Fluoride	mg/L	MW-2I	09/30/2016		0.4200	*	0.1000
Fluoride	mg/L	MW-2I	12/02/2016		0.4400	*	0.1000
Fluoride	mg/L	MW-2I	01/31/2017		0.3900	*	0.1000
Fluoride	mg/L	MW-2I	05/26/2017		0.3600	*	0.1000
Fluoride	mg/L	MW-2I	08/11/2017		0.3600	*	0.1000
Fluoride	mg/L	MW-2I	09/27/2017		0.3300	*	0.1000
Fluoride	mg/L	MW-2I	05/22/2018		0.3200	*	0.1000
Fluoride	mg/L	MW-2I	09/11/2018		0.2700	*	0.1000
Fluoride	mg/L	MW-2I	05/09/2019		0.2900	*	0.1000
Fluoride	mg/L	MW-2I	11/13/2019		0.2900	*	0.1000
Fluoride	mg/L	MW-2I	05/05/2020		0.3100	*	0.1000
Fluoride	mg/L	MW-2I	11/11/2020		0.2900	*	0.1000
Fluoride	mg/L	MW-2I	05/11/2021		0.1800	*	0.1000
Fluoride	mg/L	MW-2I	11/10/2021		0.2900	*	0.1000
Fluoride	mg/L	MW-3I	04/20/2016		0.3300	*	0.1000
Fluoride	mg/L	MW-3I	06/01/2016		0.2900	*	0.1000
Fluoride	mg/L	MW-3I	08/11/2016		0.2800	*	0.1000
Fluoride	mg/L	MW-3I	09/30/2016		0.2700	*	0.1000
Fluoride	mg/L	MW-3I	12/02/2016		0.3300	*	0.1000

* - Significantly increased over background.
** - Detect at limit for 100% NDs in background (NPPL only).
*** - Manual exclusion.
ND = Not Detected, Result = detection limit.

Table C-7

Historical Downgradient Data for Constituent-Well Combinations that Failed the Current Statistical Evaluation or are in Verification Resampling Mode

Constituent	Units	Well	Date		Result		Pred. Limit
Fluoride	mg/L	MW-3I	01/31/2017		0.2800	*	0.1000
Fluoride	mg/L	MW-3I	05/25/2017		0.3100	*	0.1000
Fluoride	mg/L	MW-3I	08/11/2017		0.2800	*	0.1000
Fluoride	mg/L	MW-3I	09/27/2017		0.3000	*	0.1000
Fluoride	mg/L	MW-3I	05/22/2018		0.2800	*	0.1000
Fluoride	mg/L	MW-3I	09/11/2018		0.2500	*	0.1000
Fluoride	mg/L	MW-3I	05/09/2019		0.2900	*	0.1000
Fluoride	mg/L	MW-3I	11/13/2019		0.3000	*	0.1000
Fluoride	mg/L	MW-3I	05/05/2020		0.3200	*	0.1000
Fluoride	mg/L	MW-3I	11/11/2020		0.2900	*	0.1000
Fluoride	mg/L	MW-3I	05/11/2021		0.1600	*	0.1000
Fluoride	mg/L	MW-3I	11/18/2021		0.2200	*	0.1000
Fluoride	mg/L	MW-6I	04/20/2016		0.3400	*	0.1000
Fluoride	mg/L	MW-6I	06/01/2016		0.3200	*	0.1000
Fluoride	mg/L	MW-6I	08/11/2016		0.3200	*	0.1000
Fluoride	mg/L	MW-6I	09/29/2016		0.3300	*	0.1000
Fluoride	mg/L	MW-6I	12/01/2016		0.3300	*	0.1000
Fluoride	mg/L	MW-6I	01/30/2017		0.2900	*	0.1000
Fluoride	mg/L	MW-6I	05/25/2017		0.2900	*	0.1000
Fluoride	mg/L	MW-6I	08/10/2017		0.3100	*	0.1000
Fluoride	mg/L	MW-6I	09/27/2017		0.3400	*	0.1000
Fluoride	mg/L	MW-6I	05/22/2018		0.2200	*	0.1000
Fluoride	mg/L	MW-6I	09/12/2018		0.2600	*	0.1000
Fluoride	mg/L	MW-6I	05/08/2019		0.2500	*	0.1000
Fluoride	mg/L	MW-6I	11/14/2019		0.2600	*	0.1000
Fluoride	mg/L	MW-6I	05/08/2020		0.2400	*	0.1000
Fluoride	mg/L	MW-6I	11/10/2020		0.2900	*	0.1000
Fluoride	mg/L	MW-6I	05/18/2021		0.3000	*	0.1000
Fluoride	mg/L	MW-6I	11/09/2021		0.2700	*	0.1000
Lithium, Total	ug/L	MW-11I	04/20/2016		120.0000	*	20.0000
Lithium, Total	ug/L	MW-11I	06/02/2016		124.0000	*	20.0000
Lithium, Total	ug/L	MW-11I	08/12/2016		115.0000	*	20.0000
Lithium, Total	ug/L	MW-11I	09/30/2016		116.0000	*	20.0000
Lithium, Total	ug/L	MW-11I	12/01/2016		123.0000	*	20.0000
Lithium, Total	ug/L	MW-11I	01/31/2017		111.0000	*	20.0000
Lithium, Total	ug/L	MW-11I	05/25/2017		123.0000	*	20.0000
Lithium, Total	ug/L	MW-11I	08/10/2017		114.0000	*	20.0000
Lithium, Total	ug/L	MW-11I	05/22/2018		109.0000	*	20.0000

* - Significantly increased over background.
** - Detect at limit for 100% NDs in background (NPPL only).
*** - Manual exclusion.
ND = Not Detected, Result = detection limit.

Table C-7

Historical Downgradient Data for Constituent-Well Combinations that Failed the Current Statistical Evaluation or are in Verification Resampling Mode

Constituent	Units	Well	Date		Result		Pred. Limit
Lithium, Total	ug/L	MW-11I	09/12/2018		107.0000	*	20.0000
Lithium, Total	ug/L	MW-11I	05/08/2019		104.0000	*	20.0000
Lithium, Total	ug/L	MW-11I	11/14/2019		102.0000	*	20.0000
Lithium, Total	ug/L	MW-11I	05/07/2020		102.0000	*	20.0000
Lithium, Total	ug/L	MW-11I	11/12/2020		93.2000	*	20.0000
Lithium, Total	ug/L	MW-11I	05/17/2021		107.0000	*	20.0000
Lithium, Total	ug/L	MW-11I	11/17/2021		118.0000	*	20.0000
Lithium, Total	ug/L	MW-1I	04/19/2016		100.0000	*	20.0000
Lithium, Total	ug/L	MW-1I	06/02/2016		96.2000	*	20.0000
Lithium, Total	ug/L	MW-1I	08/10/2016		92.3000	*	20.0000
Lithium, Total	ug/L	MW-1I	09/30/2016		92.5000	*	20.0000
Lithium, Total	ug/L	MW-1I	12/02/2016		86.8000	*	20.0000
Lithium, Total	ug/L	MW-1I	01/31/2017		90.7000	*	20.0000
Lithium, Total	ug/L	MW-1I	05/26/2017		97.5000	*	20.0000
Lithium, Total	ug/L	MW-1I	08/11/2017		99.3000	*	20.0000
Lithium, Total	ug/L	MW-1I	05/23/2018		120.0000	*	20.0000
Lithium, Total	ug/L	MW-1I	09/11/2018		98.2000	*	20.0000
Lithium, Total	ug/L	MW-1I	05/08/2019		116.0000	*	20.0000
Lithium, Total	ug/L	MW-1I	11/14/2019		100.0000	*	20.0000
Lithium, Total	ug/L	MW-1I	05/05/2020		106.0000	*	20.0000
Lithium, Total	ug/L	MW-1I	11/11/2020		92.4000	*	20.0000
Lithium, Total	ug/L	MW-1I	05/25/2021		87.7000	*	20.0000
Lithium, Total	ug/L	MW-1I	11/09/2021		92.5000	*	20.0000
Lithium, Total	ug/L	MW-2I	04/19/2016		126.0000	*	20.0000
Lithium, Total	ug/L	MW-2I	06/01/2016		116.0000	*	20.0000
Lithium, Total	ug/L	MW-2I	08/11/2016		114.0000	*	20.0000
Lithium, Total	ug/L	MW-2I	09/30/2016		116.0000	*	20.0000
Lithium, Total	ug/L	MW-2I	12/02/2016		124.0000	*	20.0000
Lithium, Total	ug/L	MW-2I	01/31/2017		124.0000	*	20.0000
Lithium, Total	ug/L	MW-2I	05/26/2017		127.0000	*	20.0000
Lithium, Total	ug/L	MW-2I	08/11/2017		109.0000	*	20.0000
Lithium, Total	ug/L	MW-2I	05/22/2018		88.8000	*	20.0000
Lithium, Total	ug/L	MW-2I	09/11/2018		68.4000	*	20.0000
Lithium, Total	ug/L	MW-2I	05/09/2019		86.5000	*	20.0000
Lithium, Total	ug/L	MW-2I	11/13/2019		78.4000	*	20.0000
Lithium, Total	ug/L	MW-2I	05/05/2020		77.7000	*	20.0000
Lithium, Total	ug/L	MW-2I	11/11/2020		61.3000	*	20.0000
Lithium, Total	ug/L	MW-2I	05/11/2021		58.1000	*	20.0000

* - Significantly increased over background.
** - Detect at limit for 100% NDs in background (NPPL only).
*** - Manual exclusion.
ND = Not Detected, Result = detection limit.

Table C-7

Historical Downgradient Data for Constituent-Well Combinations that Failed the Current Statistical Evaluation or are in Verification Resampling Mode

Constituent	Units	Well	Date		Result		Pred. Limit
Lithium, Total	ug/L	MW-2I	11/10/2021		54.8000	*	20.0000
Lithium, Total	ug/L	MW-3I	04/20/2016		86.1000	*	20.0000
Lithium, Total	ug/L	MW-3I	06/01/2016		67.1000	*	20.0000
Lithium, Total	ug/L	MW-3I	08/11/2016		68.2000	*	20.0000
Lithium, Total	ug/L	MW-3I	09/30/2016		84.7000	*	20.0000
Lithium, Total	ug/L	MW-3I	12/02/2016		107.0000	*	20.0000
Lithium, Total	ug/L	MW-3I	01/31/2017		92.9000	*	20.0000
Lithium, Total	ug/L	MW-3I	05/25/2017		87.6000	*	20.0000
Lithium, Total	ug/L	MW-3I	08/11/2017		79.4000	*	20.0000
Lithium, Total	ug/L	MW-3I	05/22/2018		57.1000	*	20.0000
Lithium, Total	ug/L	MW-3I	09/11/2018		34.1000	*	20.0000
Lithium, Total	ug/L	MW-3I	05/09/2019		29.0000	*	20.0000
Lithium, Total	ug/L	MW-3I	11/13/2019	ND	20.0000		20.0000
Lithium, Total	ug/L	MW-3I	05/05/2020		21.3000	*	20.0000
Lithium, Total	ug/L	MW-3I	11/11/2020	ND	20.0000		20.0000
Lithium, Total	ug/L	MW-3I	05/11/2021	ND	20.0000		20.0000
Lithium, Total	ug/L	MW-3I	11/18/2021		20.6000	*	20.0000
Lithium, Total	ug/L	MW-6I	04/20/2016		148.0000	*	20.0000
Lithium, Total	ug/L	MW-6I	06/01/2016		146.0000	*	20.0000
Lithium, Total	ug/L	MW-6I	08/11/2016		133.0000	*	20.0000
Lithium, Total	ug/L	MW-6I	09/29/2016		136.0000	*	20.0000
Lithium, Total	ug/L	MW-6I	12/01/2016		138.0000	*	20.0000
Lithium, Total	ug/L	MW-6I	01/30/2017		140.0000	*	20.0000
Lithium, Total	ug/L	MW-6I	05/25/2017		139.0000	*	20.0000
Lithium, Total	ug/L	MW-6I	08/10/2017		129.0000	*	20.0000
Lithium, Total	ug/L	MW-6I	05/22/2018		101.0000	*	20.0000
Lithium, Total	ug/L	MW-6I	09/12/2018		90.1000	*	20.0000
Lithium, Total	ug/L	MW-6I	05/08/2019		112.0000	*	20.0000
Lithium, Total	ug/L	MW-6I	11/14/2019		97.8000	*	20.0000
Lithium, Total	ug/L	MW-6I	05/08/2020		114.0000	*	20.0000
Lithium, Total	ug/L	MW-6I	11/10/2020		122.0000	*	20.0000
Lithium, Total	ug/L	MW-6I	05/18/2021		102.0000	*	20.0000
Lithium, Total	ug/L	MW-6I	11/09/2021		115.0000	*	20.0000
Molybdenum, Total	ug/L	MW-11I	04/20/2016		179.0000	*	10.0000
Molybdenum, Total	ug/L	MW-11I	06/02/2016		180.0000	*	10.0000
Molybdenum, Total	ug/L	MW-11I	08/12/2016		173.0000	*	10.0000
Molybdenum, Total	ug/L	MW-11I	09/30/2016		172.0000	*	10.0000
Molybdenum, Total	ug/L	MW-11I	12/01/2016		177.0000	*	10.0000

* - Significantly increased over background.
** - Detect at limit for 100% NDs in background (NPPL only).
*** - Manual exclusion.
ND = Not Detected, Result = detection limit.

Table C-7

Historical Downgradient Data for Constituent-Well Combinations that Failed the Current Statistical Evaluation or are in Verification Resampling Mode

Constituent	Units	Well	Date		Result		Pred. Limit
Molybdenum, Total	ug/L	MW-11I	01/31/2017		164.0000	*	10.0000
Molybdenum, Total	ug/L	MW-11I	05/25/2017		174.0000	*	10.0000
Molybdenum, Total	ug/L	MW-11I	08/10/2017		181.0000	*	10.0000
Molybdenum, Total	ug/L	MW-11I	05/22/2018		170.0000	*	10.0000
Molybdenum, Total	ug/L	MW-11I	09/12/2018		165.0000	*	10.0000
Molybdenum, Total	ug/L	MW-11I	05/08/2019		169.0000	*	10.0000
Molybdenum, Total	ug/L	MW-11I	11/14/2019		156.0000	*	10.0000
Molybdenum, Total	ug/L	MW-11I	05/07/2020		170.0000	*	10.0000
Molybdenum, Total	ug/L	MW-11I	11/12/2020		164.0000	*	10.0000
Molybdenum, Total	ug/L	MW-11I	05/17/2021		152.0000	*	10.0000
Molybdenum, Total	ug/L	MW-11I	11/17/2021		149.0000	*	10.0000
Molybdenum, Total	ug/L	MW-1I	04/19/2016		126.0000	*	10.0000
Molybdenum, Total	ug/L	MW-1I	06/02/2016		126.0000	*	10.0000
Molybdenum, Total	ug/L	MW-1I	08/10/2016		124.0000	*	10.0000
Molybdenum, Total	ug/L	MW-1I	09/30/2016		123.0000	*	10.0000
Molybdenum, Total	ug/L	MW-1I	12/02/2016		120.0000	*	10.0000
Molybdenum, Total	ug/L	MW-1I	01/31/2017		125.0000	*	10.0000
Molybdenum, Total	ug/L	MW-1I	05/26/2017		123.0000	*	10.0000
Molybdenum, Total	ug/L	MW-1I	08/11/2017		124.0000	*	10.0000
Molybdenum, Total	ug/L	MW-1I	05/23/2018		107.0000	*	10.0000
Molybdenum, Total	ug/L	MW-1I	09/11/2018		100.0000	*	10.0000
Molybdenum, Total	ug/L	MW-1I	05/08/2019		114.0000	*	10.0000
Molybdenum, Total	ug/L	MW-1I	11/14/2019		109.0000	*	10.0000
Molybdenum, Total	ug/L	MW-1I	05/05/2020		109.0000	*	10.0000
Molybdenum, Total	ug/L	MW-1I	11/11/2020		99.9000	*	10.0000
Molybdenum, Total	ug/L	MW-1I	05/25/2021		97.5000	*	10.0000
Molybdenum, Total	ug/L	MW-1I	11/09/2021		107.0000	*	10.0000
Molybdenum, Total	ug/L	MW-2I	04/19/2016		102.0000	*	10.0000
Molybdenum, Total	ug/L	MW-2I	06/01/2016		115.0000	*	10.0000
Molybdenum, Total	ug/L	MW-2I	08/11/2016		111.0000	*	10.0000
Molybdenum, Total	ug/L	MW-2I	09/30/2016		109.0000	*	10.0000
Molybdenum, Total	ug/L	MW-2I	12/02/2016		111.0000	*	10.0000
Molybdenum, Total	ug/L	MW-2I	01/31/2017		104.0000	*	10.0000
Molybdenum, Total	ug/L	MW-2I	05/26/2017		92.0000	*	10.0000
Molybdenum, Total	ug/L	MW-2I	08/11/2017		84.3000	*	10.0000
Molybdenum, Total	ug/L	MW-2I	05/22/2018		75.4000	*	10.0000
Molybdenum, Total	ug/L	MW-2I	09/11/2018		56.1000	*	10.0000
Molybdenum, Total	ug/L	MW-2I	05/09/2019		67.1000	*	10.0000

* - Significantly increased over background.
** - Detect at limit for 100% NDs in background (NPPL only).
*** - Manual exclusion.
ND = Not Detected, Result = detection limit.

Table C-7

Historical Downgradient Data for Constituent-Well Combinations that Failed the Current Statistical Evaluation or are in Verification Resampling Mode

Constituent	Units	Well	Date		Result		Pred. Limit
Molybdenum, Total	ug/L	MW-2I	11/13/2019		62.2000	*	10.0000
Molybdenum, Total	ug/L	MW-2I	05/05/2020		64.6000	*	10.0000
Molybdenum, Total	ug/L	MW-2I	11/11/2020		63.8000	*	10.0000
Molybdenum, Total	ug/L	MW-2I	05/11/2021		64.1000	*	10.0000
Molybdenum, Total	ug/L	MW-2I	11/10/2021		57.0000	*	10.0000
Molybdenum, Total	ug/L	MW-3I	04/20/2016		71.1000	*	10.0000
Molybdenum, Total	ug/L	MW-3I	06/01/2016		66.3000	*	10.0000
Molybdenum, Total	ug/L	MW-3I	08/11/2016		64.0000	*	10.0000
Molybdenum, Total	ug/L	MW-3I	09/30/2016		57.5000	*	10.0000
Molybdenum, Total	ug/L	MW-3I	12/02/2016		58.8000	*	10.0000
Molybdenum, Total	ug/L	MW-3I	01/31/2017		60.0000	*	10.0000
Molybdenum, Total	ug/L	MW-3I	05/25/2017		57.8000	*	10.0000
Molybdenum, Total	ug/L	MW-3I	08/11/2017		58.4000	*	10.0000
Molybdenum, Total	ug/L	MW-3I	05/22/2018		79.7000	*	10.0000
Molybdenum, Total	ug/L	MW-3I	09/11/2018		75.9000	*	10.0000
Molybdenum, Total	ug/L	MW-3I	05/09/2019		91.9000	*	10.0000
Molybdenum, Total	ug/L	MW-3I	11/13/2019		78.9000	*	10.0000
Molybdenum, Total	ug/L	MW-3I	05/05/2020		80.3000	*	10.0000
Molybdenum, Total	ug/L	MW-3I	11/11/2020		69.2000	*	10.0000
Molybdenum, Total	ug/L	MW-3I	05/11/2021		59.5000	*	10.0000
Molybdenum, Total	ug/L	MW-3I	11/18/2021		61.0000	*	10.0000
Molybdenum, Total	ug/L	MW-6I	04/20/2016		201.0000	*	10.0000
Molybdenum, Total	ug/L	MW-6I	06/01/2016		198.0000	*	10.0000
Molybdenum, Total	ug/L	MW-6I	08/11/2016		215.0000	*	10.0000
Molybdenum, Total	ug/L	MW-6I	09/29/2016		214.0000	*	10.0000
Molybdenum, Total	ug/L	MW-6I	12/01/2016		204.0000	*	10.0000
Molybdenum, Total	ug/L	MW-6I	01/30/2017		194.0000	*	10.0000
Molybdenum, Total	ug/L	MW-6I	05/25/2017		189.0000	*	10.0000
Molybdenum, Total	ug/L	MW-6I	08/10/2017		207.0000	*	10.0000
Molybdenum, Total	ug/L	MW-6I	05/22/2018		257.0000	*	10.0000
Molybdenum, Total	ug/L	MW-6I	09/12/2018		191.0000	*	10.0000
Molybdenum, Total	ug/L	MW-6I	05/08/2019		169.0000	*	10.0000
Molybdenum, Total	ug/L	MW-6I	11/14/2019		186.0000	*	10.0000
Molybdenum, Total	ug/L	MW-6I	05/08/2020		207.0000	*	10.0000
Molybdenum, Total	ug/L	MW-6I	11/10/2020		229.0000	*	10.0000
Molybdenum, Total	ug/L	MW-6I	05/18/2021		231.0000	*	10.0000
Molybdenum, Total	ug/L	MW-6I	11/09/2021		219.0000	*	10.0000
Total Radium	pCi/L	MW-11I	04/20/2016		1.6400		2.0098

* - Significantly increased over background.
** - Detect at limit for 100% NDs in background (NPPL only).
*** - Manual exclusion.
ND = Not Detected, Result = detection limit.

Table C-7

Historical Downgradient Data for Constituent-Well Combinations that Failed the Current Statistical Evaluation or are in Verification Resampling Mode

Constituent	Units	Well	Date		Result		Pred. Limit
Total Radium	pCi/L	MW-11I	06/02/2016		1.9800		2.0098
Total Radium	pCi/L	MW-11I	08/12/2016		1.4600		2.0098
Total Radium	pCi/L	MW-11I	09/30/2016		3.1800	*	2.0098
Total Radium	pCi/L	MW-11I	12/01/2016		1.2100		2.0098
Total Radium	pCi/L	MW-11I	01/31/2017		1.0500		2.0098
Total Radium	pCi/L	MW-11I	05/25/2017		1.9000		2.0098
Total Radium	pCi/L	MW-11I	08/10/2017		1.7600		2.0098
Total Radium	pCi/L	MW-11I	05/22/2018		1.8200		2.0098
Total Radium	pCi/L	MW-11I	09/12/2018		1.8100		2.0098
Total Radium	pCi/L	MW-11I	05/08/2019		1.9900		2.0098
Total Radium	pCi/L	MW-11I	11/14/2019		1.0800		2.0098
Total Radium	pCi/L	MW-11I	05/07/2020		1.3200		2.0098
Total Radium	pCi/L	MW-11I	11/12/2020		1.1300		2.0098
Total Radium	pCi/L	MW-11I	05/17/2021		1.7000		2.0098
Total Radium	pCi/L	MW-11I	11/17/2021		2.0600	*	2.0098
Total Radium	pCi/L	MW-6I	04/20/2016		0.9390		2.0098
Total Radium	pCi/L	MW-6I	06/01/2016		2.0200	*	2.0098
Total Radium	pCi/L	MW-6I	08/11/2016		1.4900		2.0098
Total Radium	pCi/L	MW-6I	09/29/2016		2.4700	*	2.0098
Total Radium	pCi/L	MW-6I	12/01/2016		1.0400		2.0098
Total Radium	pCi/L	MW-6I	01/30/2017		1.6100		2.0098
Total Radium	pCi/L	MW-6I	05/25/2017		2.0500	*	2.0098
Total Radium	pCi/L	MW-6I	08/10/2017		2.2900	*	2.0098
Total Radium	pCi/L	MW-6I	05/22/2018		1.6300		2.0098
Total Radium	pCi/L	MW-6I	09/12/2018		1.5100		2.0098
Total Radium	pCi/L	MW-6I	05/08/2019		0.7700		2.0098
Total Radium	pCi/L	MW-6I	11/14/2019		1.5300		2.0098
Total Radium	pCi/L	MW-6I	05/08/2020		2.0400	*	2.0098
Total Radium	pCi/L	MW-6I	11/10/2020		1.0900		2.0098
Total Radium	pCi/L	MW-6I	05/18/2021		2.5200	*	2.0098
Total Radium	pCi/L	MW-6I	11/09/2021		1.5300		2.0098

* - Significantly increased over background.
** - Detect at limit for 100% NDs in background (NPPL only).
*** - Manual exclusion.
ND = Not Detected, Result = detection limit.

False Positive and False Negative Rates for Current Upgradient vs. Downgradient Monitoring Program

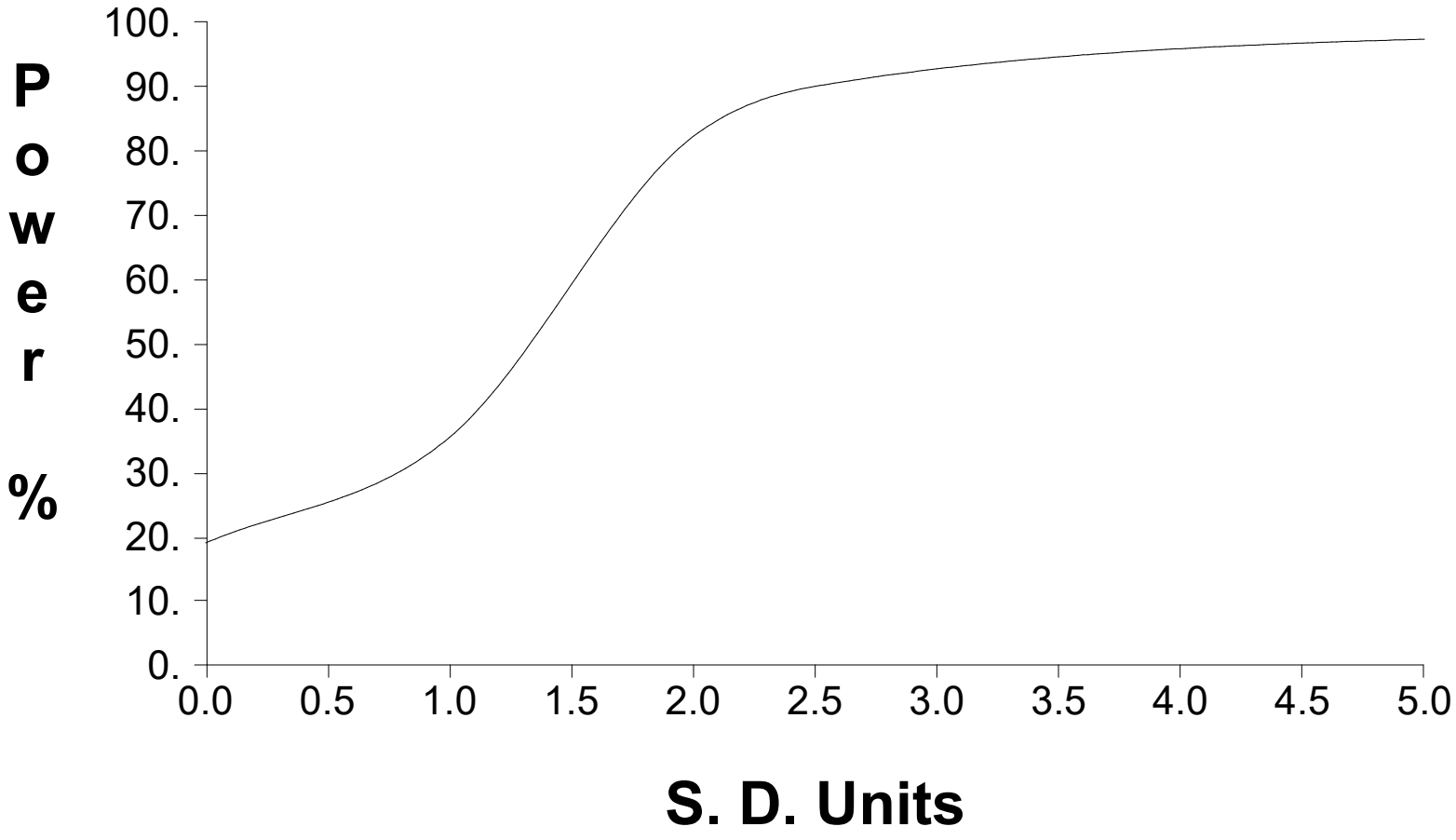

Table C-1

Upgradient Data

Constituent	Units	Well	Date		Result	Adjusted	
Antimony, Total	ug/L	MW-13D	08/08/2019	ND	1.0000		
Antimony, Total	ug/L	MW-13D	09/25/2019	ND	1.0000		
Antimony, Total	ug/L	MW-13D	05/07/2020	ND	6.0000	1.0000	**
Antimony, Total	ug/L	MW-13D	11/12/2020	ND	1.0000		
Antimony, Total	ug/L	MW-13D	02/25/2021	ND	1.0000		
Antimony, Total	ug/L	MW-13D	03/29/2021	ND	1.0000		
Antimony, Total	ug/L	MW-13D	05/20/2021	ND	1.0000		
Antimony, Total	ug/L	MW-13D	06/22/2021	ND	1.0000		
Antimony, Total	ug/L	MW-13D	07/27/2021	ND	1.0000		
Antimony, Total	ug/L	MW-13D	11/16/2021	ND	1.0000		
Arsenic, Total	ug/L	MW-13D	08/08/2019	ND	1.0000		
Arsenic, Total	ug/L	MW-13D	09/25/2019	ND	1.0000		
Arsenic, Total	ug/L	MW-13D	05/07/2020	ND	10.0000	1.0000	**
Arsenic, Total	ug/L	MW-13D	11/12/2020		1.3000		
Arsenic, Total	ug/L	MW-13D	02/25/2021	ND	1.0000		
Arsenic, Total	ug/L	MW-13D	03/29/2021	ND	1.0000		
Arsenic, Total	ug/L	MW-13D	05/20/2021	ND	1.0000		
Arsenic, Total	ug/L	MW-13D	06/22/2021	ND	1.0000		
Arsenic, Total	ug/L	MW-13D	07/27/2021	ND	1.0000		
Arsenic, Total	ug/L	MW-13D	11/16/2021	ND	1.0000		
Barium, Total	ug/L	MW-13D	08/08/2019		53.2000		
Barium, Total	ug/L	MW-13D	09/25/2019		47.4000		
Barium, Total	ug/L	MW-13D	05/07/2020		53.1000		
Barium, Total	ug/L	MW-13D	11/12/2020		57.9000		
Barium, Total	ug/L	MW-13D	02/25/2021		57.0000		
Barium, Total	ug/L	MW-13D	03/29/2021		60.9000		
Barium, Total	ug/L	MW-13D	05/20/2021		60.3000		
Barium, Total	ug/L	MW-13D	06/22/2021		59.3000		
Barium, Total	ug/L	MW-13D	07/27/2021		64.5000		
Barium, Total	ug/L	MW-13D	11/16/2021		64.6000		
Beryllium, Total	ug/L	MW-13D	08/08/2019	ND	0.2000		
Beryllium, Total	ug/L	MW-13D	09/25/2019	ND	0.2000		
Beryllium, Total	ug/L	MW-13D	05/07/2020	ND	4.0000	0.2000	**
Beryllium, Total	ug/L	MW-13D	11/12/2020	ND	0.2000		
Beryllium, Total	ug/L	MW-13D	02/25/2021	ND	0.2000		
Beryllium, Total	ug/L	MW-13D	03/29/2021	ND	0.2000		
Beryllium, Total	ug/L	MW-13D	05/20/2021	ND	0.2000		
Beryllium, Total	ug/L	MW-13D	06/22/2021	ND	0.2000		
Beryllium, Total	ug/L	MW-13D	07/27/2021	ND	0.2000		
Cadmium, Total	ug/L	MW-13D	08/08/2019	ND	2.0000		
Cadmium, Total	ug/L	MW-13D	09/25/2019	ND	2.0000		

* - Outlier for that well and constituent.
** - ND value replaced with median RL.
*** - ND value replaced with manual RL.
ND = Not detected, Result = detection limit.

Table C-1

Upgradient Data

Constituent	Units	Well	Date		Result	Adjusted	
Cadmium, Total	ug/L	MW-13D	05/07/2020	ND	2.0000		
Cadmium, Total	ug/L	MW-13D	11/12/2020	ND	2.0000		
Cadmium, Total	ug/L	MW-13D	02/25/2021	ND	2.0000		
Cadmium, Total	ug/L	MW-13D	03/29/2021	ND	2.0000		
Cadmium, Total	ug/L	MW-13D	05/20/2021	ND	2.0000		
Cadmium, Total	ug/L	MW-13D	06/22/2021	ND	2.0000		
Cadmium, Total	ug/L	MW-13D	07/27/2021	ND	2.0000		
Chromium, Total	ug/L	MW-13D	08/08/2019	ND	10.0000		
Chromium, Total	ug/L	MW-13D	09/25/2019	ND	10.0000		
Chromium, Total	ug/L	MW-13D	05/07/2020	ND	10.0000		
Chromium, Total	ug/L	MW-13D	11/12/2020	ND	10.0000		
Chromium, Total	ug/L	MW-13D	02/25/2021	ND	10.0000		
Chromium, Total	ug/L	MW-13D	03/29/2021	ND	10.0000		
Chromium, Total	ug/L	MW-13D	05/20/2021	ND	10.0000		
Chromium, Total	ug/L	MW-13D	06/22/2021	ND	10.0000		
Chromium, Total	ug/L	MW-13D	07/27/2021	ND	10.0000		
Cobalt, Total	ug/L	MW-13D	08/08/2019	ND	1.0000		
Cobalt, Total	ug/L	MW-13D	09/25/2019	ND	1.0000		
Cobalt, Total	ug/L	MW-13D	05/07/2020	ND	10.0000	1.0000	**
Cobalt, Total	ug/L	MW-13D	11/12/2020		1.2000		
Cobalt, Total	ug/L	MW-13D	02/25/2021	ND	1.0000		
Cobalt, Total	ug/L	MW-13D	03/29/2021	ND	1.0000		
Cobalt, Total	ug/L	MW-13D	05/20/2021	ND	1.0000		
Cobalt, Total	ug/L	MW-13D	06/22/2021	ND	1.0000		
Cobalt, Total	ug/L	MW-13D	07/27/2021	ND	1.0000		
Cobalt, Total	ug/L	MW-13D	11/16/2021	ND	1.0000		
Fluoride	mg/L	MW-13D	08/08/2019	ND	0.1000		
Fluoride	mg/L	MW-13D	09/25/2019		0.1100		
Fluoride	mg/L	MW-13D	05/07/2020		0.1100		
Fluoride	mg/L	MW-13D	11/12/2020	ND	0.1000		
Fluoride	mg/L	MW-13D	02/25/2021	ND	0.1000		
Fluoride	mg/L	MW-13D	03/29/2021	ND	0.1000		
Fluoride	mg/L	MW-13D	05/20/2021	ND	0.1000		
Fluoride	mg/L	MW-13D	06/22/2021		0.1200		
Fluoride	mg/L	MW-13D	07/27/2021		0.1200		
Fluoride	mg/L	MW-13D	11/16/2021	ND	0.1000		
Lead, Total	ug/L	MW-13D	08/08/2019	ND	10.0000		
Lead, Total	ug/L	MW-13D	09/25/2019	ND	10.0000		
Lead, Total	ug/L	MW-13D	05/07/2020	ND	10.0000		
Lead, Total	ug/L	MW-13D	11/12/2020	ND	10.0000		
Lead, Total	ug/L	MW-13D	02/25/2021	ND	10.0000		

* - Outlier for that well and constituent.
** - ND value replaced with median RL.
*** - ND value replaced with manual RL.
ND = Not detected, Result = detection limit.

Table C-1

Upgradient Data

Constituent	Units	Well	Date		Result	Adjusted	
Lead, Total	ug/L	MW-13D	03/29/2021	ND	10.0000		
Lead, Total	ug/L	MW-13D	05/20/2021	ND	10.0000		
Lead, Total	ug/L	MW-13D	06/22/2021	ND	10.0000		
Lead, Total	ug/L	MW-13D	07/27/2021	ND	10.0000		
Lithium, Total	ug/L	MW-13D	08/08/2019	ND	20.0000		
Lithium, Total	ug/L	MW-13D	09/25/2019	ND	20.0000		
Lithium, Total	ug/L	MW-13D	05/07/2020	ND	20.0000		
Lithium, Total	ug/L	MW-13D	11/12/2020	ND	20.0000		
Lithium, Total	ug/L	MW-13D	02/25/2021	ND	20.0000		
Lithium, Total	ug/L	MW-13D	03/29/2021	ND	20.0000		
Lithium, Total	ug/L	MW-13D	05/20/2021	ND	20.0000		
Lithium, Total	ug/L	MW-13D	06/22/2021	ND	20.0000		
Lithium, Total	ug/L	MW-13D	07/27/2021	ND	20.0000		
Lithium, Total	ug/L	MW-13D	11/16/2021	ND	20.0000		
Mercury	ug/L	MW-13D	08/08/2019	ND	2.0000		
Mercury	ug/L	MW-13D	09/25/2019	ND	2.0000		
Mercury	ug/L	MW-13D	11/12/2020	ND	2.0000		
Mercury	ug/L	MW-13D	02/25/2021	ND	2.0000		
Mercury	ug/L	MW-13D	03/29/2021	ND	2.0000		
Mercury	ug/L	MW-13D	05/20/2021	ND	2.0000		
Mercury	ug/L	MW-13D	06/22/2021	ND	2.0000		
Mercury	ug/L	MW-13D	07/27/2021	ND	2.0000		
Molybdenum, Total	ug/L	MW-13D	08/08/2019	ND	10.0000		
Molybdenum, Total	ug/L	MW-13D	09/25/2019	ND	10.0000		
Molybdenum, Total	ug/L	MW-13D	05/07/2020	ND	10.0000		
Molybdenum, Total	ug/L	MW-13D	11/12/2020	ND	10.0000		
Molybdenum, Total	ug/L	MW-13D	02/25/2021	ND	10.0000		
Molybdenum, Total	ug/L	MW-13D	03/29/2021	ND	10.0000		
Molybdenum, Total	ug/L	MW-13D	05/20/2021	ND	10.0000		
Molybdenum, Total	ug/L	MW-13D	06/22/2021	ND	10.0000		
Molybdenum, Total	ug/L	MW-13D	07/27/2021	ND	10.0000		
Molybdenum, Total	ug/L	MW-13D	11/16/2021	ND	10.0000		
Selenium, Total	ug/L	MW-13D	08/08/2019	ND	1.0000		
Selenium, Total	ug/L	MW-13D	09/25/2019	ND	1.0000		
Selenium, Total	ug/L	MW-13D	05/07/2020	ND	10.0000		*
Selenium, Total	ug/L	MW-13D	11/12/2020		1.2000		
Selenium, Total	ug/L	MW-13D	02/25/2021	ND	1.0000		
Selenium, Total	ug/L	MW-13D	03/29/2021	ND	1.0000		
Selenium, Total	ug/L	MW-13D	05/20/2021		1.2000		
Selenium, Total	ug/L	MW-13D	06/22/2021		1.2000		
Selenium, Total	ug/L	MW-13D	07/27/2021		1.3000		

* - Outlier for that well and constituent.
** - ND value replaced with median RL.
*** - ND value replaced with manual RL.
ND = Not detected, Result = detection limit.

Table C-1

Upgradient Data

Constituent	Units	Well	Date		Result	Adjusted	
Selenium, Total	ug/L	MW-13D	11/16/2021		1.3000		
Thallium, Total	ug/L	MW-13D	08/08/2019	ND	1.0000		
Thallium, Total	ug/L	MW-13D	09/25/2019	ND	1.0000		
Thallium, Total	ug/L	MW-13D	05/07/2020	ND	10.0000	1.0000	**
Thallium, Total	ug/L	MW-13D	11/12/2020	ND	1.0000		
Thallium, Total	ug/L	MW-13D	02/25/2021	ND	1.0000		
Thallium, Total	ug/L	MW-13D	03/29/2021	ND	1.0000		
Thallium, Total	ug/L	MW-13D	05/20/2021	ND	1.0000		
Thallium, Total	ug/L	MW-13D	06/22/2021	ND	1.0000		
Thallium, Total	ug/L	MW-13D	07/27/2021	ND	1.0000		
Total Radium	pCi/L	MW-13D	08/08/2019	ND	1.5900		
Total Radium	pCi/L	MW-13D	09/25/2019		0.9060		
Total Radium	pCi/L	MW-13D	11/12/2020		1.1000		
Total Radium	pCi/L	MW-13D	02/25/2021		0.5860		
Total Radium	pCi/L	MW-13D	03/29/2021	ND	1.6600	1.5900	**
Total Radium	pCi/L	MW-13D	05/20/2021	ND	2.1400	1.5900	**
Total Radium	pCi/L	MW-13D	06/22/2021	ND	1.5900		
Total Radium	pCi/L	MW-13D	07/27/2021		0.7950		
Total Radium	pCi/L	MW-13D	11/16/2021		0.5500		

* - Outlier for that well and constituent.
** - ND value replaced with median RL.
*** - ND value replaced with manual RL.
ND = Not detected, Result = detection limit.

Table C-2

Most Current Downgradient Monitoring Data

Constituent	Units	Well	Date		Result		Pred. Limit
Antimony, Total	ug/L	MW-11D	11/17/2021	ND	1.0000		1.0000
Antimony, Total	ug/L	MW-1D	11/09/2021	ND	1.0000		1.0000
Antimony, Total	ug/L	MW-2D	11/10/2021	ND	1.0000		1.0000
Antimony, Total	ug/L	MW-6D	11/09/2021	ND	1.0000		1.0000
Arsenic, Total	ug/L	MW-11D	11/17/2021		6.2000	***	1.3000
Arsenic, Total	ug/L	MW-1D	11/09/2021		2.1000	***	1.3000
Arsenic, Total	ug/L	MW-2D	11/10/2021	ND	1.0000	**	1.3000
Arsenic, Total	ug/L	MW-6D	11/09/2021	ND	1.0000		1.3000
Barium, Total	ug/L	MW-11D	11/17/2021		57.1000		73.7638
Barium, Total	ug/L	MW-1D	11/09/2021		58.8000		73.7638
Barium, Total	ug/L	MW-2D	11/10/2021		65.4000	**	73.7638
Barium, Total	ug/L	MW-6D	11/09/2021		56.3000		73.7638
Beryllium, Total	ug/L	MW-11D	05/17/2021	ND	0.2000		0.2000
Beryllium, Total	ug/L	MW-1D	05/25/2021	ND	0.2000		0.2000
Beryllium, Total	ug/L	MW-2D	05/11/2021	ND	0.2000		0.2000
Beryllium, Total	ug/L	MW-6D	05/18/2021	ND	0.2000		0.2000
Cadmium, Total	ug/L	MW-11D	05/17/2021	ND	2.0000		2.0000
Cadmium, Total	ug/L	MW-1D	05/25/2021	ND	2.0000		2.0000
Cadmium, Total	ug/L	MW-2D	05/11/2021	ND	2.0000		2.0000
Cadmium, Total	ug/L	MW-6D	05/18/2021	ND	2.0000		2.0000
Chromium, Total	ug/L	MW-11D	05/17/2021	ND	10.0000		10.0000
Chromium, Total	ug/L	MW-1D	05/25/2021	ND	10.0000		10.0000
Chromium, Total	ug/L	MW-2D	05/11/2021	ND	10.0000		10.0000
Chromium, Total	ug/L	MW-6D	05/18/2021	ND	10.0000		10.0000
Cobalt, Total	ug/L	MW-11D	11/17/2021	ND	1.0000		1.2000
Cobalt, Total	ug/L	MW-1D	11/09/2021	ND	1.0000		1.2000
Cobalt, Total	ug/L	MW-2D	11/10/2021	ND	1.0000		1.2000
Cobalt, Total	ug/L	MW-6D	11/09/2021	ND	1.0000		1.2000
Fluoride	mg/L	MW-11D	11/17/2021		0.2300	***	0.1200
Fluoride	mg/L	MW-1D	11/09/2021		0.3000	***	0.1200
Fluoride	mg/L	MW-2D	11/10/2021		0.2700	***	0.1200
Fluoride	mg/L	MW-6D	11/09/2021		0.1800	***	0.1200
Lead, Total	ug/L	MW-11D	05/17/2021	ND	10.0000		10.0000
Lead, Total	ug/L	MW-1D	05/25/2021	ND	10.0000		10.0000
Lead, Total	ug/L	MW-2D	05/11/2021	ND	10.0000		10.0000
Lead, Total	ug/L	MW-6D	05/18/2021	ND	10.0000		10.0000
Lithium, Total	ug/L	MW-11D	11/17/2021		82.7000	***	20.0000
Lithium, Total	ug/L	MW-1D	11/09/2021		93.6000	***	20.0000
Lithium, Total	ug/L	MW-2D	11/10/2021		49.6000	***	20.0000

* - Current value failed - awaiting verification.
** - Current value passed - previous exceedance not verified.
*** - Current value failed - exceedance verified.
**** - Current value passed - awaiting one more verification.
***** - Insufficient background data to compute prediction limit.
ND = Not Detected, Result = detection limit.

Table C-2

Most Current Downgradient Monitoring Data

Constituent	Units	Well	Date		Result		Pred. Limit
Lithium, Total	ug/L	MW-6D	11/09/2021		86.3000	***	20.0000
Mercury	ug/L	MW-11D	05/17/2021	ND	2.0000		2.0000
Mercury	ug/L	MW-1D	05/25/2021	ND	2.0000		2.0000
Mercury	ug/L	MW-2D	05/11/2021	ND	2.0000		2.0000
Mercury	ug/L	MW-6D	05/18/2021	ND	2.0000		2.0000
Molybdenum, Total	ug/L	MW-11D	11/17/2021		183.0000	***	10.0000
Molybdenum, Total	ug/L	MW-1D	11/09/2021		112.0000	***	10.0000
Molybdenum, Total	ug/L	MW-2D	11/10/2021		67.2000	***	10.0000
Molybdenum, Total	ug/L	MW-6D	11/09/2021		244.0000	***	10.0000
Selenium, Total	ug/L	MW-11D	11/17/2021	ND	1.0000		2.6877
Selenium, Total	ug/L	MW-1D	11/09/2021	ND	1.0000		2.6877
Selenium, Total	ug/L	MW-2D	11/10/2021	ND	1.0000		2.6877
Selenium, Total	ug/L	MW-6D	11/09/2021	ND	1.0000		2.6877
Thallium, Total	ug/L	MW-11D	05/17/2021	ND	1.0000		1.0000
Thallium, Total	ug/L	MW-1D	05/25/2021	ND	1.0000		1.0000
Thallium, Total	ug/L	MW-2D	05/11/2021	ND	1.0000		1.0000
Thallium, Total	ug/L	MW-6D	05/18/2021	ND	1.0000		1.0000
Total Radium	pCi/L	MW-11D	11/17/2021		1.1500	**	1.8067
Total Radium	pCi/L	MW-1D	11/09/2021		0.7230	**	1.8067
Total Radium	pCi/L	MW-2D	11/10/2021		1.7600		1.8067
Total Radium	pCi/L	MW-6D	11/09/2021		0.9330		1.8067

* - Current value failed - awaiting verification.
** - Current value passed - previous exceedance not verified.
*** - Current value failed - exceedance verified.
**** - Current value passed - awaiting one more verification.
***** - Insufficient background data to compute prediction limit.
ND = Not Detected, Result = detection limit.

Table C-3

Detection Frequencies in Upgradient and Downgradient Wells

Constituent	Upgradient Detect	Upgradient N	Upgradient Proportion	Downgradient Detect	Downgradient N	Downgradient Proportion
Antimony, Total	0	10	0.000	0	64	0.000
Arsenic, Total	1	10	0.100	24	64	0.375
Barium, Total	10	10	1.000	64	64	1.000
Beryllium, Total	0	9	0.000	0	48	0.000
Cadmium, Total	0	9	0.000	0	48	0.000
Chromium, Total	0	9	0.000	1	48	0.021
Cobalt, Total	1	10	0.100	1	64	0.016
Fluoride	4	10	0.400	68	68	1.000
Lead, Total	0	9	0.000	2	48	0.042
Lithium, Total	0	10	0.000	64	64	1.000
Mercury	0	8	0.000	0	48	0.000
Molybdenum, Total	0	10	0.000	64	64	1.000
Selenium, Total	5	9	0.556	0	64	0.000
Thallium, Total	0	9	0.000	0	48	0.000
Total Radium	5	9	0.556	60	64	0.938

N = Total number of measurements in all wells.
Detect = Total number of detections in all wells.
Proportion = Detect/N.

Table C-4

Shapiro-Wilk Multiple Group Test of Normality

Constituent	Detect	N	Detect Freq	G raw	G log	G cbrt	G sqrt	G sqr	G cub	Crit Value	Dist Form	Model Type
Antimony, Total	0	10	0.000	3.262	3.262					2.326	non-norm	nonpar
Arsenic, Total	1	10	0.100	3.262	3.262					2.326	non-norm	nonpar
Barium, Total	10	10	1.000	0.263	0.106					2.326	normal	normal
Beryllium, Total	0	9	0.000	2.968	2.968					2.326	non-norm	nonpar
Cadmium, Total	0	9	0.000	2.968	2.968					2.326	non-norm	nonpar
Chromium, Total	0	9	0.000	2.968	2.968					2.326	non-norm	nonpar
Cobalt, Total	1	10	0.100	3.262	3.262					2.326	non-norm	nonpar
Fluoride	4	10	0.400	2.943	2.927					2.326	non-norm	nonpar
Lead, Total	0	9	0.000	2.968	2.968					2.326	non-norm	nonpar
Lithium, Total	0	10	0.000	3.262	3.262					2.326	non-norm	nonpar
Mercury	0	8	0.000	2.696	2.696					2.326	non-norm	nonpar
Molybdenum, Total	0	10	0.000	3.262	3.262					2.326	non-norm	nonpar
Selenium, Total	5	9	0.556	2.073	2.153					2.326	normal	normal
Thallium, Total	0	9	0.000	2.968	2.968					2.326	non-norm	nonpar
Total Radium	5	9	0.556	1.746	1.542					2.326	normal	normal

* - Distribution override for that constituent.
Fit to distribution is confirmed if G <= critical value.
Model type may not match distributional form when detection frequency < 50%.

Table C-5

Summary Statistics and Prediction Limits

Constituent	Units	Detect	N	Mean	SD	alpha	Factor	Pred Limit	Type		Conf
Antimony, Total	ug/L	0	10					1.0000	nonpar	***	0.94
Arsenic, Total	ug/L	1	10					1.3000	nonpar		0.94
Barium, Total	ug/L	10	10	57.8200	5.3882	0.0100	2.9590	73.7638	normal		
Beryllium, Total	ug/L	0	9					0.2000	nonpar	***	0.93
Cadmium, Total	ug/L	0	9					2.0000	nonpar	***	0.93
Chromium, Total	ug/L	0	9					10.0000	nonpar	***	0.93
Cobalt, Total	ug/L	1	10					1.2000	nonpar		0.94
Fluoride	mg/L	4	10					0.1200	nonpar		0.94
Lead, Total	ug/L	0	9					10.0000	nonpar	***	0.93
Lithium, Total	ug/L	0	10					20.0000	nonpar	***	0.94
Mercury	ug/L	0	8					2.0000	nonpar	***	0.92
Molybdenum, Total	ug/L	0	10					10.0000	nonpar	***	0.94
Selenium, Total	ug/L	5	9	0.6889	0.6548	0.0100	3.0525	2.6877	normal		
Thallium, Total	ug/L	0	9					1.0000	nonpar	***	0.93
Total Radium	pCi/L	5	9	0.4374	0.4486	0.0100	3.0525	1.8067	normal		

Conf = confidence level for passing initial test or one verification resample at all downgradient wells for a single constituent (nonparametric test only).
* - Insufficient Data.
** - Calculated limit raised to Manual Reporting Limit.
*** - Nonparametric limit based on ND value.
For transformed data, mean and SD in transformed units and prediction limit in original units.
All sample sizes and statistics are based on outlier free data.
For nonparametric limits, median reporting limits are substituted for extreme reporting limit values.

Table C-6

Dixon's Test Outliers
1% Significance Level

Constituent	Units	Well	Date	Result	ND Qualifier	Date Range	N	Critical Value
Selenium, Total	ug/L	MW-13D	05/07/2020	10.0000	< 10.0000	08/08/2019-11/16/2021	10	0.5972

N = Total number of independent measurements in background at each well.
Date Range = Dates of the first and last measurements included in background at each well.
Critical Value depends on the significance level and on N-1 when the two most extreme values are tested or N for the most extreme value.

Table C-7

Historical Downgradient Data for Constituent-Well Combinations that Failed the Current Statistical Evaluation or are in Verification Resampling Mode

Constituent	Units	Well	Date		Result		Pred. Limit
Arsenic, Total	ug/L	MW-11D	04/20/2016	ND	10.0000		1.3000
Arsenic, Total	ug/L	MW-11D	06/02/2016	ND	10.0000		1.3000
Arsenic, Total	ug/L	MW-11D	08/12/2016	ND	10.0000		1.3000
Arsenic, Total	ug/L	MW-11D	09/30/2016	ND	10.0000		1.3000
Arsenic, Total	ug/L	MW-11D	12/01/2016	ND	10.0000		1.3000
Arsenic, Total	ug/L	MW-11D	01/31/2017	ND	10.0000		1.3000
Arsenic, Total	ug/L	MW-11D	05/25/2017		24.4000	*	1.3000
Arsenic, Total	ug/L	MW-11D	08/10/2017	ND	10.0000		1.3000
Arsenic, Total	ug/L	MW-11D	05/22/2018		6.1000	*	1.3000
Arsenic, Total	ug/L	MW-11D	09/12/2018		5.3000	*	1.3000
Arsenic, Total	ug/L	MW-11D	05/08/2019		5.1000	*	1.3000
Arsenic, Total	ug/L	MW-11D	11/14/2019		5.0000	*	1.3000
Arsenic, Total	ug/L	MW-11D	05/07/2020		5.6000	*	1.3000
Arsenic, Total	ug/L	MW-11D	11/12/2020		4.6000	*	1.3000
Arsenic, Total	ug/L	MW-11D	05/17/2021		5.1000	*	1.3000
Arsenic, Total	ug/L	MW-11D	11/17/2021		6.2000	*	1.3000
Arsenic, Total	ug/L	MW-1D	04/19/2016	ND	10.0000		1.3000
Arsenic, Total	ug/L	MW-1D	06/02/2016	ND	10.0000		1.3000
Arsenic, Total	ug/L	MW-1D	08/10/2016	ND	10.0000		1.3000
Arsenic, Total	ug/L	MW-1D	09/30/2016	ND	10.0000		1.3000
Arsenic, Total	ug/L	MW-1D	12/02/2016	ND	10.0000		1.3000
Arsenic, Total	ug/L	MW-1D	01/31/2017	ND	10.0000		1.3000
Arsenic, Total	ug/L	MW-1D	05/26/2017	ND	10.0000		1.3000
Arsenic, Total	ug/L	MW-1D	08/11/2017	ND	10.0000		1.3000
Arsenic, Total	ug/L	MW-1D	05/23/2018		1.6000	*	1.3000
Arsenic, Total	ug/L	MW-1D	09/11/2018		1.6000	*	1.3000
Arsenic, Total	ug/L	MW-1D	05/08/2019		1.5000	*	1.3000
Arsenic, Total	ug/L	MW-1D	11/14/2019		3.6000	*	1.3000
Arsenic, Total	ug/L	MW-1D	05/05/2020		1.9000	*	1.3000
Arsenic, Total	ug/L	MW-1D	11/11/2020		4.2000	*	1.3000
Arsenic, Total	ug/L	MW-1D	05/25/2021		2.3000	*	1.3000
Arsenic, Total	ug/L	MW-1D	11/09/2021		2.1000	*	1.3000
Arsenic, Total	ug/L	MW-2D	04/19/2016	ND	10.0000		1.3000
Arsenic, Total	ug/L	MW-2D	06/02/2016	ND	10.0000		1.3000
Arsenic, Total	ug/L	MW-2D	08/11/2016	ND	10.0000		1.3000
Arsenic, Total	ug/L	MW-2D	09/30/2016	ND	10.0000		1.3000
Arsenic, Total	ug/L	MW-2D	12/02/2016	ND	10.0000		1.3000
Arsenic, Total	ug/L	MW-2D	01/31/2017	ND	10.0000		1.3000

* - Significantly increased over background.
** - Detect at limit for 100% NDs in background (NPPL only).
*** - Manual exclusion.
ND = Not Detected, Result = detection limit.

Table C-7

Historical Downgradient Data for Constituent-Well Combinations that Failed the Current Statistical Evaluation or are in Verification Resampling Mode

Constituent	Units	Well	Date		Result		Pred. Limit
Arsenic, Total	ug/L	MW-2D	05/26/2017	ND	10.0000		1.3000
Arsenic, Total	ug/L	MW-2D	08/11/2017	ND	10.0000		1.3000
Arsenic, Total	ug/L	MW-2D	05/22/2018		3.2000	*	1.3000
Arsenic, Total	ug/L	MW-2D	09/11/2018		3.9000	*	1.3000
Arsenic, Total	ug/L	MW-2D	05/09/2019		3.2000	*	1.3000
Arsenic, Total	ug/L	MW-2D	11/13/2019		3.7000	*	1.3000
Arsenic, Total	ug/L	MW-2D	05/05/2020		3.5000	*	1.3000
Arsenic, Total	ug/L	MW-2D	11/11/2020		4.0000	*	1.3000
Arsenic, Total	ug/L	MW-2D	05/11/2021		4.5000	*	1.3000
Arsenic, Total	ug/L	MW-2D	11/10/2021	ND	1.0000		1.3000
Barium, Total	ug/L	MW-2D	04/19/2016		71.7000		73.7638
Barium, Total	ug/L	MW-2D	06/02/2016		62.2000		73.7638
Barium, Total	ug/L	MW-2D	08/11/2016		65.6000		73.7638
Barium, Total	ug/L	MW-2D	09/30/2016		60.7000		73.7638
Barium, Total	ug/L	MW-2D	12/02/2016		65.6000		73.7638
Barium, Total	ug/L	MW-2D	01/31/2017		65.2000		73.7638
Barium, Total	ug/L	MW-2D	05/26/2017		62.5000		73.7638
Barium, Total	ug/L	MW-2D	08/11/2017		64.0000		73.7638
Barium, Total	ug/L	MW-2D	05/22/2018		53.2000		73.7638
Barium, Total	ug/L	MW-2D	09/11/2018		40.7000		73.7638
Barium, Total	ug/L	MW-2D	05/09/2019		48.6000		73.7638
Barium, Total	ug/L	MW-2D	11/13/2019		52.1000		73.7638
Barium, Total	ug/L	MW-2D	05/05/2020		56.9000		73.7638
Barium, Total	ug/L	MW-2D	11/11/2020		62.5000		73.7638
Barium, Total	ug/L	MW-2D	05/11/2021		74.2000	*	73.7638
Barium, Total	ug/L	MW-2D	11/10/2021		65.4000		73.7638
Fluoride	mg/L	MW-11D	04/20/2016		0.2600	*	0.1200
Fluoride	mg/L	MW-11D	06/02/2016		0.2300	*	0.1200
Fluoride	mg/L	MW-11D	08/12/2016		0.2100	*	0.1200
Fluoride	mg/L	MW-11D	09/30/2016		0.2300	*	0.1200
Fluoride	mg/L	MW-11D	12/01/2016		0.2200	*	0.1200
Fluoride	mg/L	MW-11D	01/31/2017		0.2400	*	0.1200
Fluoride	mg/L	MW-11D	05/25/2017		0.2500	*	0.1200
Fluoride	mg/L	MW-11D	08/10/2017		0.2300	*	0.1200
Fluoride	mg/L	MW-11D	09/28/2017		0.1900	*	0.1200
Fluoride	mg/L	MW-11D	05/22/2018		0.2000	*	0.1200
Fluoride	mg/L	MW-11D	09/12/2018		0.1700	*	0.1200
Fluoride	mg/L	MW-11D	05/08/2019		0.2000	*	0.1200

* - Significantly increased over background.
** - Detect at limit for 100% NDs in background (NPPL only).
*** - Manual exclusion.
ND = Not Detected, Result = detection limit.

Table C-7

Historical Downgradient Data for Constituent-Well Combinations that Failed the Current Statistical Evaluation or are in Verification Resampling Mode

Constituent	Units	Well	Date		Result		Pred. Limit
Fluoride	mg/L	MW-11D	11/14/2019		0.2000	*	0.1200
Fluoride	mg/L	MW-11D	05/07/2020		0.2400	*	0.1200
Fluoride	mg/L	MW-11D	11/12/2020		0.2500	*	0.1200
Fluoride	mg/L	MW-11D	05/17/2021		0.2500	*	0.1200
Fluoride	mg/L	MW-11D	11/17/2021		0.2300	*	0.1200
Fluoride	mg/L	MW-1D	04/19/2016		0.4400	*	0.1200
Fluoride	mg/L	MW-1D	06/02/2016		0.4400	*	0.1200
Fluoride	mg/L	MW-1D	08/10/2016		0.4200	*	0.1200
Fluoride	mg/L	MW-1D	09/30/2016		0.4600	*	0.1200
Fluoride	mg/L	MW-1D	12/02/2016		0.4600	*	0.1200
Fluoride	mg/L	MW-1D	01/31/2017		0.4100	*	0.1200
Fluoride	mg/L	MW-1D	05/26/2017		0.4200	*	0.1200
Fluoride	mg/L	MW-1D	08/11/2017		0.4200	*	0.1200
Fluoride	mg/L	MW-1D	09/28/2017		0.4200	*	0.1200
Fluoride	mg/L	MW-1D	05/23/2018		0.3600	*	0.1200
Fluoride	mg/L	MW-1D	09/11/2018		0.3200	*	0.1200
Fluoride	mg/L	MW-1D	05/08/2019		0.3500	*	0.1200
Fluoride	mg/L	MW-1D	11/14/2019		0.3700	*	0.1200
Fluoride	mg/L	MW-1D	05/05/2020		0.3700	*	0.1200
Fluoride	mg/L	MW-1D	11/11/2020		0.3700	*	0.1200
Fluoride	mg/L	MW-1D	05/25/2021		0.3100	*	0.1200
Fluoride	mg/L	MW-1D	11/09/2021		0.3000	*	0.1200
Fluoride	mg/L	MW-2D	04/19/2016		0.4200	*	0.1200
Fluoride	mg/L	MW-2D	06/02/2016		0.4100	*	0.1200
Fluoride	mg/L	MW-2D	08/11/2016		0.3800	*	0.1200
Fluoride	mg/L	MW-2D	09/30/2016		0.3900	*	0.1200
Fluoride	mg/L	MW-2D	12/02/2016		0.4100	*	0.1200
Fluoride	mg/L	MW-2D	01/31/2017		0.3600	*	0.1200
Fluoride	mg/L	MW-2D	05/26/2017		0.3800	*	0.1200
Fluoride	mg/L	MW-2D	08/11/2017		0.3800	*	0.1200
Fluoride	mg/L	MW-2D	09/27/2017		0.3600	*	0.1200
Fluoride	mg/L	MW-2D	05/22/2018		0.3200	*	0.1200
Fluoride	mg/L	MW-2D	09/11/2018		0.2900	*	0.1200
Fluoride	mg/L	MW-2D	05/09/2019		0.3200	*	0.1200
Fluoride	mg/L	MW-2D	11/13/2019		0.3300	*	0.1200
Fluoride	mg/L	MW-2D	05/05/2020		0.3500	*	0.1200
Fluoride	mg/L	MW-2D	11/11/2020		0.3400	*	0.1200
Fluoride	mg/L	MW-2D	05/11/2021		0.1900	*	0.1200

* - Significantly increased over background.
** - Detect at limit for 100% NDs in background (NPPL only).
*** - Manual exclusion.
ND = Not Detected, Result = detection limit.

Table C-7

Historical Downgradient Data for Constituent-Well Combinations that Failed the Current Statistical Evaluation or are in Verification Resampling Mode

Constituent	Units	Well	Date		Result		Pred. Limit
Fluoride	mg/L	MW-2D	11/10/2021		0.2700	*	0.1200
Fluoride	mg/L	MW-6D	04/20/2016		0.2000	*	0.1200
Fluoride	mg/L	MW-6D	06/01/2016		0.1800	*	0.1200
Fluoride	mg/L	MW-6D	08/11/2016		0.1700	*	0.1200
Fluoride	mg/L	MW-6D	09/29/2016		0.1800	*	0.1200
Fluoride	mg/L	MW-6D	12/01/2016		0.2000	*	0.1200
Fluoride	mg/L	MW-6D	01/30/2017		0.1800	*	0.1200
Fluoride	mg/L	MW-6D	05/25/2017		0.1800	*	0.1200
Fluoride	mg/L	MW-6D	08/10/2017		0.1900	*	0.1200
Fluoride	mg/L	MW-6D	09/27/2017		0.1900	*	0.1200
Fluoride	mg/L	MW-6D	05/22/2018		0.1200		0.1200
Fluoride	mg/L	MW-6D	09/10/2018		0.1200		0.1200
Fluoride	mg/L	MW-6D	05/08/2019		0.1600	*	0.1200
Fluoride	mg/L	MW-6D	11/14/2019		0.1400	*	0.1200
Fluoride	mg/L	MW-6D	05/08/2020		0.1300	*	0.1200
Fluoride	mg/L	MW-6D	11/10/2020		0.1700	*	0.1200
Fluoride	mg/L	MW-6D	05/18/2021		0.1600	*	0.1200
Fluoride	mg/L	MW-6D	11/09/2021		0.1800	*	0.1200
Lithium, Total	ug/L	MW-11D	04/20/2016		102.0000	*	20.0000
Lithium, Total	ug/L	MW-11D	06/02/2016		99.6000	*	20.0000
Lithium, Total	ug/L	MW-11D	08/12/2016		91.7000	*	20.0000
Lithium, Total	ug/L	MW-11D	09/30/2016		95.9000	*	20.0000
Lithium, Total	ug/L	MW-11D	12/01/2016		97.4000	*	20.0000
Lithium, Total	ug/L	MW-11D	01/31/2017		88.3000	*	20.0000
Lithium, Total	ug/L	MW-11D	05/25/2017		134.0000	*	20.0000
Lithium, Total	ug/L	MW-11D	08/10/2017		98.8000	*	20.0000
Lithium, Total	ug/L	MW-11D	05/22/2018		91.9000	*	20.0000
Lithium, Total	ug/L	MW-11D	09/12/2018		83.0000	*	20.0000
Lithium, Total	ug/L	MW-11D	05/08/2019		93.0000	*	20.0000
Lithium, Total	ug/L	MW-11D	11/14/2019		93.0000	*	20.0000
Lithium, Total	ug/L	MW-11D	05/07/2020		94.1000	*	20.0000
Lithium, Total	ug/L	MW-11D	11/12/2020		85.7000	*	20.0000
Lithium, Total	ug/L	MW-11D	05/17/2021		84.1000	*	20.0000
Lithium, Total	ug/L	MW-11D	11/17/2021		82.7000	*	20.0000
Lithium, Total	ug/L	MW-1D	04/19/2016		108.0000	*	20.0000
Lithium, Total	ug/L	MW-1D	06/02/2016		99.0000	*	20.0000
Lithium, Total	ug/L	MW-1D	08/10/2016		91.0000	*	20.0000
Lithium, Total	ug/L	MW-1D	09/30/2016		90.9000	*	20.0000

* - Significantly increased over background.
** - Detect at limit for 100% NDs in background (NPPL only).
*** - Manual exclusion.
ND = Not Detected, Result = detection limit.

Table C-7

Historical Downgradient Data for Constituent-Well Combinations that Failed the Current Statistical Evaluation or are in Verification Resampling Mode

Constituent	Units	Well	Date		Result		Pred. Limit
Lithium, Total	ug/L	MW-1D	12/02/2016		90.8000	*	20.0000
Lithium, Total	ug/L	MW-1D	01/31/2017		88.6000	*	20.0000
Lithium, Total	ug/L	MW-1D	05/26/2017		94.2000	*	20.0000
Lithium, Total	ug/L	MW-1D	08/11/2017		92.0000	*	20.0000
Lithium, Total	ug/L	MW-1D	05/23/2018		99.2000	*	20.0000
Lithium, Total	ug/L	MW-1D	09/11/2018		89.0000	*	20.0000
Lithium, Total	ug/L	MW-1D	05/08/2019		99.7000	*	20.0000
Lithium, Total	ug/L	MW-1D	11/14/2019		90.2000	*	20.0000
Lithium, Total	ug/L	MW-1D	05/05/2020		94.3000	*	20.0000
Lithium, Total	ug/L	MW-1D	11/11/2020		83.2000	*	20.0000
Lithium, Total	ug/L	MW-1D	05/25/2021		82.6000	*	20.0000
Lithium, Total	ug/L	MW-1D	11/09/2021		93.6000	*	20.0000
Lithium, Total	ug/L	MW-2D	04/19/2016		115.0000	*	20.0000
Lithium, Total	ug/L	MW-2D	06/02/2016		110.0000	*	20.0000
Lithium, Total	ug/L	MW-2D	08/11/2016		109.0000	*	20.0000
Lithium, Total	ug/L	MW-2D	09/30/2016		106.0000	*	20.0000
Lithium, Total	ug/L	MW-2D	12/02/2016		108.0000	*	20.0000
Lithium, Total	ug/L	MW-2D	01/31/2017		105.0000	*	20.0000
Lithium, Total	ug/L	MW-2D	05/26/2017		106.0000	*	20.0000
Lithium, Total	ug/L	MW-2D	08/11/2017		102.0000	*	20.0000
Lithium, Total	ug/L	MW-2D	05/22/2018		91.1000	*	20.0000
Lithium, Total	ug/L	MW-2D	09/11/2018		69.2000	*	20.0000
Lithium, Total	ug/L	MW-2D	05/09/2019		86.5000	*	20.0000
Lithium, Total	ug/L	MW-2D	11/13/2019		76.5000	*	20.0000
Lithium, Total	ug/L	MW-2D	05/05/2020		74.4000	*	20.0000
Lithium, Total	ug/L	MW-2D	11/11/2020		52.7000	*	20.0000
Lithium, Total	ug/L	MW-2D	05/11/2021		51.0000	*	20.0000
Lithium, Total	ug/L	MW-2D	11/10/2021		49.6000	*	20.0000
Lithium, Total	ug/L	MW-6D	04/20/2016		155.0000	*	20.0000
Lithium, Total	ug/L	MW-6D	06/01/2016		134.0000	*	20.0000
Lithium, Total	ug/L	MW-6D	08/11/2016		138.0000	*	20.0000
Lithium, Total	ug/L	MW-6D	09/29/2016		137.0000	*	20.0000
Lithium, Total	ug/L	MW-6D	12/01/2016		132.0000	*	20.0000
Lithium, Total	ug/L	MW-6D	01/30/2017		132.0000	*	20.0000
Lithium, Total	ug/L	MW-6D	05/25/2017		134.0000	*	20.0000
Lithium, Total	ug/L	MW-6D	08/10/2017		121.0000	*	20.0000
Lithium, Total	ug/L	MW-6D	05/22/2018		105.0000	*	20.0000
Lithium, Total	ug/L	MW-6D	09/10/2018		90.6000	*	20.0000

* - Significantly increased over background.
** - Detect at limit for 100% NDs in background (NPPL only).
*** - Manual exclusion.
ND = Not Detected, Result = detection limit.

Table C-7

Historical Downgradient Data for Constituent-Well Combinations that Failed the Current Statistical Evaluation or are in Verification Resampling Mode

Constituent	Units	Well	Date		Result		Pred. Limit
Lithium, Total	ug/L	MW-6D	05/08/2019		113.0000	*	20.0000
Lithium, Total	ug/L	MW-6D	11/14/2019		97.3000	*	20.0000
Lithium, Total	ug/L	MW-6D	05/08/2020		99.0000	*	20.0000
Lithium, Total	ug/L	MW-6D	11/10/2020		81.7000	*	20.0000
Lithium, Total	ug/L	MW-6D	05/18/2021		84.5000	*	20.0000
Lithium, Total	ug/L	MW-6D	11/09/2021		86.3000	*	20.0000
Molybdenum, Total	ug/L	MW-11D	04/20/2016		202.0000	*	10.0000
Molybdenum, Total	ug/L	MW-11D	06/02/2016		200.0000	*	10.0000
Molybdenum, Total	ug/L	MW-11D	08/12/2016		189.0000	*	10.0000
Molybdenum, Total	ug/L	MW-11D	09/30/2016		189.0000	*	10.0000
Molybdenum, Total	ug/L	MW-11D	12/01/2016		191.0000	*	10.0000
Molybdenum, Total	ug/L	MW-11D	01/31/2017		182.0000	*	10.0000
Molybdenum, Total	ug/L	MW-11D	05/25/2017		183.0000	*	10.0000
Molybdenum, Total	ug/L	MW-11D	08/10/2017		194.0000	*	10.0000
Molybdenum, Total	ug/L	MW-11D	05/22/2018		189.0000	*	10.0000
Molybdenum, Total	ug/L	MW-11D	09/12/2018		156.0000	*	10.0000
Molybdenum, Total	ug/L	MW-11D	05/08/2019		175.0000	*	10.0000
Molybdenum, Total	ug/L	MW-11D	11/14/2019		162.0000	*	10.0000
Molybdenum, Total	ug/L	MW-11D	05/07/2020		176.0000	*	10.0000
Molybdenum, Total	ug/L	MW-11D	11/12/2020		170.0000	*	10.0000
Molybdenum, Total	ug/L	MW-11D	05/17/2021		173.0000	*	10.0000
Molybdenum, Total	ug/L	MW-11D	11/17/2021		183.0000	*	10.0000
Molybdenum, Total	ug/L	MW-1D	04/19/2016		108.0000	*	10.0000
Molybdenum, Total	ug/L	MW-1D	06/02/2016		118.0000	*	10.0000
Molybdenum, Total	ug/L	MW-1D	08/10/2016		128.0000	*	10.0000
Molybdenum, Total	ug/L	MW-1D	09/30/2016		126.0000	*	10.0000
Molybdenum, Total	ug/L	MW-1D	12/02/2016		123.0000	*	10.0000
Molybdenum, Total	ug/L	MW-1D	01/31/2017		125.0000	*	10.0000
Molybdenum, Total	ug/L	MW-1D	05/26/2017		119.0000	*	10.0000
Molybdenum, Total	ug/L	MW-1D	08/11/2017		118.0000	*	10.0000
Molybdenum, Total	ug/L	MW-1D	05/23/2018		107.0000	*	10.0000
Molybdenum, Total	ug/L	MW-1D	09/11/2018		111.0000	*	10.0000
Molybdenum, Total	ug/L	MW-1D	05/08/2019		122.0000	*	10.0000
Molybdenum, Total	ug/L	MW-1D	11/14/2019		118.0000	*	10.0000
Molybdenum, Total	ug/L	MW-1D	05/05/2020		119.0000	*	10.0000
Molybdenum, Total	ug/L	MW-1D	11/11/2020		113.0000	*	10.0000
Molybdenum, Total	ug/L	MW-1D	05/25/2021		106.0000	*	10.0000
Molybdenum, Total	ug/L	MW-1D	11/09/2021		112.0000	*	10.0000

* - Significantly increased over background.
** - Detect at limit for 100% NDs in background (NPPL only).
*** - Manual exclusion.
ND = Not Detected, Result = detection limit.

Table C-7

Historical Downgradient Data for Constituent-Well Combinations that Failed the Current Statistical Evaluation or are in Verification Resampling Mode

Constituent	Units	Well	Date		Result		Pred. Limit
Molybdenum, Total	ug/L	MW-2D	04/19/2016		103.0000	*	10.0000
Molybdenum, Total	ug/L	MW-2D	06/02/2016		107.0000	*	10.0000
Molybdenum, Total	ug/L	MW-2D	08/11/2016		102.0000	*	10.0000
Molybdenum, Total	ug/L	MW-2D	09/30/2016		99.4000	*	10.0000
Molybdenum, Total	ug/L	MW-2D	12/02/2016		110.0000	*	10.0000
Molybdenum, Total	ug/L	MW-2D	01/31/2017		117.0000	*	10.0000
Molybdenum, Total	ug/L	MW-2D	05/26/2017		120.0000	*	10.0000
Molybdenum, Total	ug/L	MW-2D	08/11/2017		120.0000	*	10.0000
Molybdenum, Total	ug/L	MW-2D	05/22/2018		128.0000	*	10.0000
Molybdenum, Total	ug/L	MW-2D	09/11/2018		101.0000	*	10.0000
Molybdenum, Total	ug/L	MW-2D	05/09/2019		94.8000	*	10.0000
Molybdenum, Total	ug/L	MW-2D	11/13/2019		93.3000	*	10.0000
Molybdenum, Total	ug/L	MW-2D	05/05/2020		92.0000	*	10.0000
Molybdenum, Total	ug/L	MW-2D	11/11/2020		76.0000	*	10.0000
Molybdenum, Total	ug/L	MW-2D	05/11/2021		67.5000	*	10.0000
Molybdenum, Total	ug/L	MW-2D	11/10/2021		67.2000	*	10.0000
Molybdenum, Total	ug/L	MW-6D	04/20/2016		184.0000	*	10.0000
Molybdenum, Total	ug/L	MW-6D	06/01/2016		185.0000	*	10.0000
Molybdenum, Total	ug/L	MW-6D	08/11/2016		188.0000	*	10.0000
Molybdenum, Total	ug/L	MW-6D	09/29/2016		180.0000	*	10.0000
Molybdenum, Total	ug/L	MW-6D	12/01/2016		188.0000	*	10.0000
Molybdenum, Total	ug/L	MW-6D	01/30/2017		194.0000	*	10.0000
Molybdenum, Total	ug/L	MW-6D	05/25/2017		208.0000	*	10.0000
Molybdenum, Total	ug/L	MW-6D	08/10/2017		213.0000	*	10.0000
Molybdenum, Total	ug/L	MW-6D	05/22/2018		208.0000	*	10.0000
Molybdenum, Total	ug/L	MW-6D	09/10/2018		190.0000	*	10.0000
Molybdenum, Total	ug/L	MW-6D	05/08/2019		198.0000	*	10.0000
Molybdenum, Total	ug/L	MW-6D	11/14/2019		175.0000	*	10.0000
Molybdenum, Total	ug/L	MW-6D	05/08/2020		188.0000	*	10.0000
Molybdenum, Total	ug/L	MW-6D	11/10/2020		210.0000	*	10.0000
Molybdenum, Total	ug/L	MW-6D	05/18/2021		219.0000	*	10.0000
Molybdenum, Total	ug/L	MW-6D	11/09/2021		244.0000	*	10.0000
Total Radium	pCi/L	MW-11D	04/20/2016		2.5700	*	1.8067
Total Radium	pCi/L	MW-11D	06/02/2016		1.2900		1.8067
Total Radium	pCi/L	MW-11D	08/12/2016		1.2800		1.8067
Total Radium	pCi/L	MW-11D	09/30/2016		2.2600	*	1.8067
Total Radium	pCi/L	MW-11D	12/01/2016		1.4100		1.8067
Total Radium	pCi/L	MW-11D	01/31/2017		1.9600	*	1.8067

* - Significantly increased over background.
** - Detect at limit for 100% NDs in background (NPPL only).
*** - Manual exclusion.
ND = Not Detected, Result = detection limit.

Table C-7

Historical Downgradient Data for Constituent-Well Combinations that Failed the Current Statistical Evaluation or are in Verification Resampling Mode

Constituent	Units	Well	Date		Result		Pred. Limit
Total Radium	pCi/L	MW-11D	05/25/2017		1.6900		1.8067
Total Radium	pCi/L	MW-11D	08/10/2017		1.7800		1.8067
Total Radium	pCi/L	MW-11D	05/22/2018		1.1700		1.8067
Total Radium	pCi/L	MW-11D	09/12/2018	ND	2.0500		1.8067
Total Radium	pCi/L	MW-11D	05/08/2019		2.0300	*	1.8067
Total Radium	pCi/L	MW-11D	11/14/2019		1.4700		1.8067
Total Radium	pCi/L	MW-11D	05/07/2020		0.9390		1.8067
Total Radium	pCi/L	MW-11D	11/12/2020		0.9960		1.8067
Total Radium	pCi/L	MW-11D	05/17/2021		7.1100	*	1.8067
Total Radium	pCi/L	MW-11D	11/17/2021		1.1500		1.8067
Total Radium	pCi/L	MW-1D	04/19/2016		2.5400	*	1.8067
Total Radium	pCi/L	MW-1D	06/02/2016		1.1800		1.8067
Total Radium	pCi/L	MW-1D	08/10/2016		1.1300		1.8067
Total Radium	pCi/L	MW-1D	09/30/2016		1.8900	*	1.8067
Total Radium	pCi/L	MW-1D	12/02/2016		1.3300		1.8067
Total Radium	pCi/L	MW-1D	01/31/2017		1.3300		1.8067
Total Radium	pCi/L	MW-1D	05/26/2017		1.2700		1.8067
Total Radium	pCi/L	MW-1D	08/11/2017		2.1900	*	1.8067
Total Radium	pCi/L	MW-1D	05/23/2018		1.8600	*	1.8067
Total Radium	pCi/L	MW-1D	09/11/2018		1.4200		1.8067
Total Radium	pCi/L	MW-1D	05/08/2019		1.3500		1.8067
Total Radium	pCi/L	MW-1D	11/14/2019		0.8080		1.8067
Total Radium	pCi/L	MW-1D	05/05/2020		1.6800		1.8067
Total Radium	pCi/L	MW-1D	11/11/2020		2.5400	*	1.8067
Total Radium	pCi/L	MW-1D	05/25/2021		1.9500	*	1.8067
Total Radium	pCi/L	MW-1D	11/09/2021		0.7230		1.8067

* - Significantly increased over background.
** - Detect at limit for 100% NDs in background (NPPL only).
*** - Manual exclusion.
ND = Not Detected, Result = detection limit.

False Positive and False Negative Rates for Current Upgradient vs. Downgradient Monitoring Program

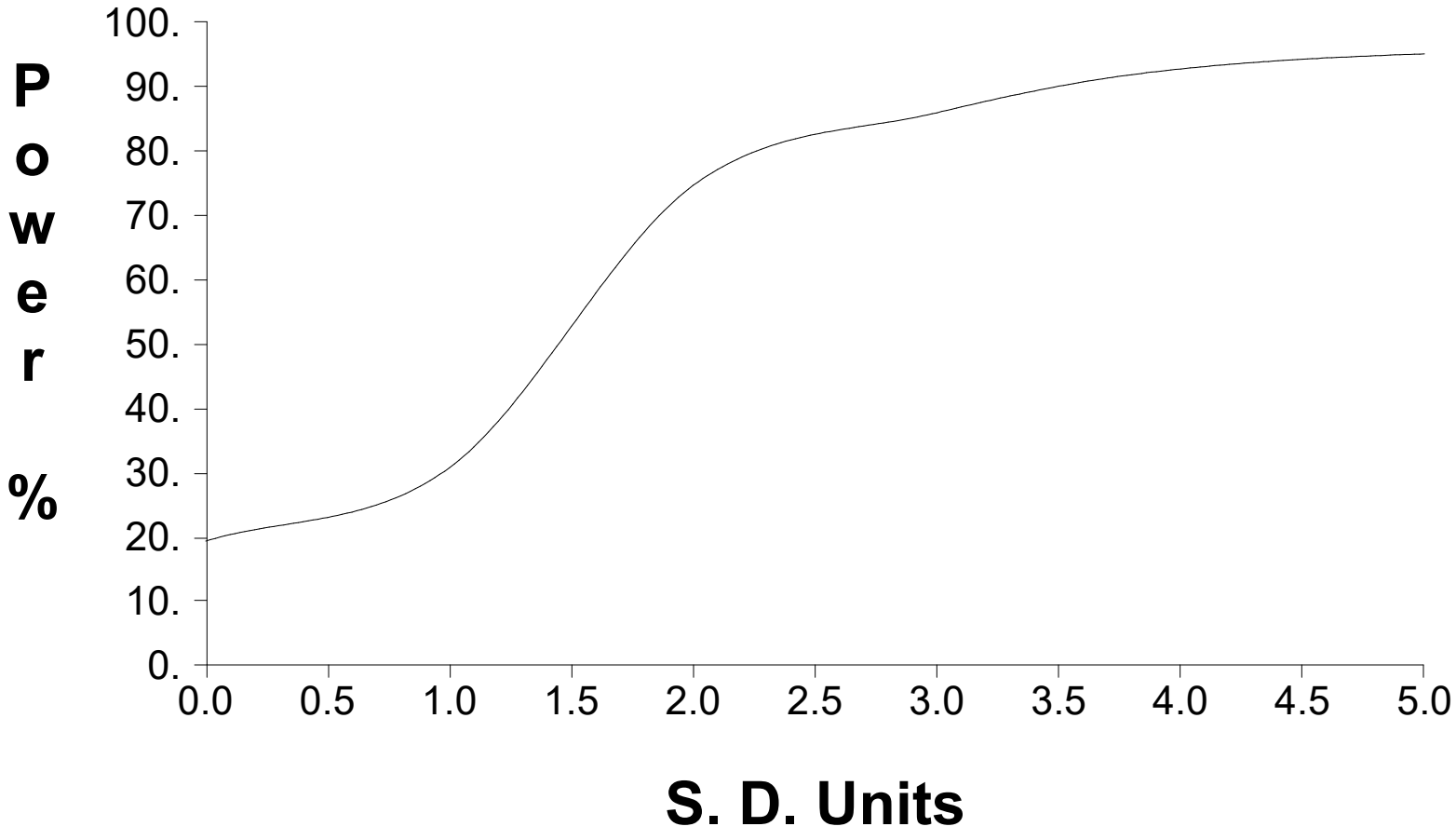

MAY 2022

Table C-1

Upgradient Data

Constituent	Units	Well	Date		Result	Adjusted	
Antimony, Total	ug/L	MW-13S	08/08/2019	ND	1.0000		
Antimony, Total	ug/L	MW-13S	09/25/2019	ND	1.0000		
Antimony, Total	ug/L	MW-13S	05/07/2020	ND	6.0000	1.0000	**
Antimony, Total	ug/L	MW-13S	11/12/2020	ND	1.0000		
Antimony, Total	ug/L	MW-13S	02/25/2021	ND	1.0000		
Antimony, Total	ug/L	MW-13S	03/29/2021	ND	1.0000		
Antimony, Total	ug/L	MW-13S	05/20/2021	ND	1.0000		
Antimony, Total	ug/L	MW-13S	06/22/2021	ND	1.0000		
Antimony, Total	ug/L	MW-13S	07/27/2021	ND	1.0000		
Antimony, Total	ug/L	MW-13S	11/16/2021	ND	1.0000		
Antimony, Total	ug/L	MW-13S	05/19/2022	ND	1.0000		
Arsenic, Total	ug/L	MW-13S	08/08/2019	ND	1.0000		
Arsenic, Total	ug/L	MW-13S	09/25/2019		5.8000		
Arsenic, Total	ug/L	MW-13S	05/07/2020	ND	10.0000	1.0000	**
Arsenic, Total	ug/L	MW-13S	11/12/2020	ND	1.0000		
Arsenic, Total	ug/L	MW-13S	02/25/2021	ND	1.0000		
Arsenic, Total	ug/L	MW-13S	03/29/2021	ND	1.0000		
Arsenic, Total	ug/L	MW-13S	05/20/2021	ND	1.0000		
Arsenic, Total	ug/L	MW-13S	06/22/2021	ND	1.0000		
Arsenic, Total	ug/L	MW-13S	07/27/2021	ND	1.0000		
Arsenic, Total	ug/L	MW-13S	11/16/2021	ND	1.0000		
Arsenic, Total	ug/L	MW-13S	05/19/2022	ND	1.0000		
Barium, Total	ug/L	MW-13S	08/08/2019		50.0000		
Barium, Total	ug/L	MW-13S	09/25/2019		69.3000		
Barium, Total	ug/L	MW-13S	05/07/2020		56.4000		
Barium, Total	ug/L	MW-13S	11/12/2020		44.5000		
Barium, Total	ug/L	MW-13S	02/25/2021		53.3000		
Barium, Total	ug/L	MW-13S	03/29/2021		60.3000		
Barium, Total	ug/L	MW-13S	05/20/2021		51.0000		
Barium, Total	ug/L	MW-13S	06/22/2021		44.5000		
Barium, Total	ug/L	MW-13S	07/27/2021		48.3000		
Barium, Total	ug/L	MW-13S	11/16/2021		50.4000		
Barium, Total	ug/L	MW-13S	05/19/2022		58.6000		
Beryllium, Total	ug/L	MW-13S	08/08/2019	ND	0.2000		
Beryllium, Total	ug/L	MW-13S	09/25/2019	ND	0.2000		
Beryllium, Total	ug/L	MW-13S	05/07/2020	ND	4.0000	0.2000	**
Beryllium, Total	ug/L	MW-13S	11/12/2020	ND	0.2000		
Beryllium, Total	ug/L	MW-13S	02/25/2021	ND	0.2000		
Beryllium, Total	ug/L	MW-13S	03/29/2021	ND	0.2000		

* - Outlier for that well and constituent.
** - ND value replaced with median RL.
*** - ND value replaced with manual RL.
ND = Not detected, Result = detection limit.

Table C-1

Upgradient Data

Constituent	Units	Well	Date		Result	Adjusted	
Beryllium, Total	ug/L	MW-13S	05/20/2021	ND	0.2000		
Beryllium, Total	ug/L	MW-13S	06/22/2021	ND	0.2000		
Beryllium, Total	ug/L	MW-13S	07/27/2021	ND	0.2000		
Beryllium, Total	ug/L	MW-13S	05/19/2022	ND	0.2000		
Cadmium, Total	ug/L	MW-13S	08/08/2019	ND	2.0000		
Cadmium, Total	ug/L	MW-13S	09/25/2019	ND	2.0000		
Cadmium, Total	ug/L	MW-13S	05/07/2020	ND	2.0000		
Cadmium, Total	ug/L	MW-13S	11/12/2020	ND	2.0000		
Cadmium, Total	ug/L	MW-13S	02/25/2021	ND	2.0000		
Cadmium, Total	ug/L	MW-13S	03/29/2021	ND	2.0000		
Cadmium, Total	ug/L	MW-13S	05/20/2021	ND	2.0000		
Cadmium, Total	ug/L	MW-13S	06/22/2021	ND	2.0000		
Cadmium, Total	ug/L	MW-13S	07/27/2021	ND	2.0000		
Cadmium, Total	ug/L	MW-13S	05/19/2022	ND	2.0000		
Chromium, Total	ug/L	MW-13S	08/08/2019	ND	10.0000		
Chromium, Total	ug/L	MW-13S	09/25/2019	ND	10.0000		
Chromium, Total	ug/L	MW-13S	05/07/2020	ND	10.0000		
Chromium, Total	ug/L	MW-13S	11/12/2020	ND	10.0000		
Chromium, Total	ug/L	MW-13S	02/25/2021	ND	10.0000		
Chromium, Total	ug/L	MW-13S	03/29/2021	ND	10.0000		
Chromium, Total	ug/L	MW-13S	05/20/2021	ND	10.0000		
Chromium, Total	ug/L	MW-13S	06/22/2021	ND	10.0000		
Chromium, Total	ug/L	MW-13S	07/27/2021	ND	10.0000		
Chromium, Total	ug/L	MW-13S	05/19/2022	ND	10.0000		
Cobalt, Total	ug/L	MW-13S	08/08/2019	ND	1.0000		
Cobalt, Total	ug/L	MW-13S	09/25/2019		5.8000		
Cobalt, Total	ug/L	MW-13S	05/07/2020	ND	10.0000	1.0000	**
Cobalt, Total	ug/L	MW-13S	11/12/2020	ND	1.0000		
Cobalt, Total	ug/L	MW-13S	02/25/2021	ND	1.0000		
Cobalt, Total	ug/L	MW-13S	03/29/2021	ND	1.0000		
Cobalt, Total	ug/L	MW-13S	05/20/2021	ND	1.0000		
Cobalt, Total	ug/L	MW-13S	06/22/2021	ND	1.0000		
Cobalt, Total	ug/L	MW-13S	07/27/2021	ND	1.0000		
Cobalt, Total	ug/L	MW-13S	11/16/2021	ND	1.0000		
Cobalt, Total	ug/L	MW-13S	05/19/2022	ND	1.0000		
Fluoride	mg/L	MW-13S	08/08/2019	ND	0.1000		
Fluoride	mg/L	MW-13S	09/25/2019	ND	0.1000		
Fluoride	mg/L	MW-13S	05/07/2020	ND	0.1000		
Fluoride	mg/L	MW-13S	11/12/2020	ND	0.1000		

* - Outlier for that well and constituent.
** - ND value replaced with median RL.
*** - ND value replaced with manual RL.
ND = Not detected, Result = detection limit.

Table C-1

Upgradient Data

Constituent	Units	Well	Date		Result	Adjusted	
Fluoride	mg/L	MW-13S	02/25/2021	ND	0.1000		
Fluoride	mg/L	MW-13S	03/29/2021	ND	0.1000		
Fluoride	mg/L	MW-13S	05/20/2021	ND	0.1000		
Fluoride	mg/L	MW-13S	06/22/2021	ND	0.1000		
Fluoride	mg/L	MW-13S	07/27/2021	ND	0.1000		
Fluoride	mg/L	MW-13S	11/16/2021	ND	0.1000		
Fluoride	mg/L	MW-13S	05/19/2022	ND	0.1000		
Lead, Total	ug/L	MW-13S	08/08/2019	ND	10.0000		
Lead, Total	ug/L	MW-13S	09/25/2019	ND	10.0000		
Lead, Total	ug/L	MW-13S	05/07/2020	ND	10.0000		
Lead, Total	ug/L	MW-13S	11/12/2020	ND	10.0000		
Lead, Total	ug/L	MW-13S	02/25/2021	ND	10.0000		
Lead, Total	ug/L	MW-13S	03/29/2021	ND	10.0000		
Lead, Total	ug/L	MW-13S	05/20/2021	ND	10.0000		
Lead, Total	ug/L	MW-13S	06/22/2021	ND	10.0000		
Lead, Total	ug/L	MW-13S	07/27/2021	ND	10.0000		
Lead, Total	ug/L	MW-13S	05/19/2022	ND	10.0000		
Lithium, Total	ug/L	MW-13S	08/08/2019	ND	20.0000		
Lithium, Total	ug/L	MW-13S	09/25/2019	ND	20.0000		
Lithium, Total	ug/L	MW-13S	05/07/2020	ND	20.0000		
Lithium, Total	ug/L	MW-13S	11/12/2020	ND	20.0000		
Lithium, Total	ug/L	MW-13S	02/25/2021	ND	20.0000		
Lithium, Total	ug/L	MW-13S	03/29/2021	ND	20.0000		
Lithium, Total	ug/L	MW-13S	05/20/2021	ND	20.0000		
Lithium, Total	ug/L	MW-13S	06/22/2021	ND	20.0000		
Lithium, Total	ug/L	MW-13S	07/27/2021	ND	20.0000		
Lithium, Total	ug/L	MW-13S	11/16/2021	ND	20.0000		
Lithium, Total	ug/L	MW-13S	05/19/2022	ND	20.0000		
Mercury	ug/L	MW-13S	08/08/2019	ND	2.0000		
Mercury	ug/L	MW-13S	09/25/2019	ND	2.0000		
Mercury	ug/L	MW-13S	11/12/2020	ND	2.0000		
Mercury	ug/L	MW-13S	02/25/2021	ND	2.0000		
Mercury	ug/L	MW-13S	03/29/2021	ND	2.0000		
Mercury	ug/L	MW-13S	05/20/2021	ND	2.0000		
Mercury	ug/L	MW-13S	06/22/2021	ND	2.0000		
Mercury	ug/L	MW-13S	07/27/2021	ND	2.0000		
Mercury	ug/L	MW-13S	05/19/2022	ND	0.2000	2.0000	**
Molybdenum, Total	ug/L	MW-13S	08/08/2019	ND	10.0000		
Molybdenum, Total	ug/L	MW-13S	09/25/2019	ND	10.0000		

* - Outlier for that well and constituent.
** - ND value replaced with median RL.
*** - ND value replaced with manual RL.
ND = Not detected, Result = detection limit.

Table C-1

Upgradient Data

Constituent	Units	Well	Date		Result	Adjusted	
Molybdenum, Total	ug/L	MW-13S	05/07/2020	ND	10.0000		
Molybdenum, Total	ug/L	MW-13S	11/12/2020	ND	10.0000		
Molybdenum, Total	ug/L	MW-13S	02/25/2021	ND	10.0000		
Molybdenum, Total	ug/L	MW-13S	03/29/2021	ND	10.0000		
Molybdenum, Total	ug/L	MW-13S	05/20/2021	ND	10.0000		
Molybdenum, Total	ug/L	MW-13S	06/22/2021	ND	10.0000		
Molybdenum, Total	ug/L	MW-13S	07/27/2021	ND	10.0000		
Molybdenum, Total	ug/L	MW-13S	11/16/2021	ND	10.0000		
Molybdenum, Total	ug/L	MW-13S	05/19/2022	ND	10.0000		
Selenium, Total	ug/L	MW-13S	08/08/2019	ND	1.0000		
Selenium, Total	ug/L	MW-13S	09/25/2019	ND	1.0000		
Selenium, Total	ug/L	MW-13S	05/07/2020	ND	10.0000	1.0000	**
Selenium, Total	ug/L	MW-13S	11/12/2020	ND	1.0000		
Selenium, Total	ug/L	MW-13S	02/25/2021	ND	1.0000		
Selenium, Total	ug/L	MW-13S	03/29/2021	ND	1.0000		
Selenium, Total	ug/L	MW-13S	05/20/2021	ND	1.0000		
Selenium, Total	ug/L	MW-13S	06/22/2021	ND	1.0000		
Selenium, Total	ug/L	MW-13S	07/27/2021	ND	1.0000		
Selenium, Total	ug/L	MW-13S	11/16/2021	ND	1.0000		
Selenium, Total	ug/L	MW-13S	05/19/2022	ND	1.0000		
Thallium, Total	ug/L	MW-13S	08/08/2019	ND	1.0000		
Thallium, Total	ug/L	MW-13S	09/25/2019	ND	1.0000		
Thallium, Total	ug/L	MW-13S	05/07/2020	ND	10.0000	1.0000	**
Thallium, Total	ug/L	MW-13S	11/12/2020	ND	1.0000		
Thallium, Total	ug/L	MW-13S	02/25/2021	ND	1.0000		
Thallium, Total	ug/L	MW-13S	03/29/2021	ND	1.0000		
Thallium, Total	ug/L	MW-13S	05/20/2021	ND	1.0000		
Thallium, Total	ug/L	MW-13S	06/22/2021	ND	1.0000		
Thallium, Total	ug/L	MW-13S	07/27/2021	ND	1.0000		
Thallium, Total	ug/L	MW-13S	05/19/2022	ND	1.0000		
Total Radium	pCi/L	MW-13S	08/08/2019		0.4940		
Total Radium	pCi/L	MW-13S	09/25/2019		1.7800		
Total Radium	pCi/L	MW-13S	11/12/2020		1.1700		
Total Radium	pCi/L	MW-13S	02/25/2021		0.8130		
Total Radium	pCi/L	MW-13S	03/29/2021	ND	1.6500		
Total Radium	pCi/L	MW-13S	05/20/2021	ND	2.1500	1.6500	**
Total Radium	pCi/L	MW-13S	06/22/2021		0.7480		
Total Radium	pCi/L	MW-13S	07/27/2021	ND	1.1900	1.6500	**
Total Radium	pCi/L	MW-13S	11/16/2021	ND	1.2200	1.6500	**

* - Outlier for that well and constituent.
** - ND value replaced with median RL.
*** - ND value replaced with manual RL.
ND = Not detected, Result = detection limit.

Table C-1

Upgradient Data

Constituent	Units	Well	Date		Result	Adjusted	
Total Radium	pCi/L	MW-13S	05/19/2022	ND	2.0300	1.6500	**

* - Outlier for that well and constituent.
** - ND value replaced with median RL.
*** - ND value replaced with manual RL.
ND = Not detected, Result = detection limit.

Table C-2

Most Current Downgradient Monitoring Data

Constituent	Units	Well	Date		Result		Pred. Limit
Antimony, Total	ug/L	MW-10S	05/18/2022		2.2000	***	1.0000
Antimony, Total	ug/L	MW-11S	05/12/2022		1.4000	***	1.0000
Antimony, Total	ug/L	MW-12S	05/12/2022		1.4000	***	1.0000
Antimony, Total	ug/L	MW-1S	05/10/2022		1.7000	***	1.0000
Antimony, Total	ug/L	MW-2S	05/11/2022	ND	1.0000		1.0000
Antimony, Total	ug/L	MW-3S	05/11/2022		1.1000	*	1.0000
Antimony, Total	ug/L	MW-6S	05/11/2022	ND	1.0000	**	1.0000
Antimony, Total	ug/L	MW-7S	05/12/2022		2.3000	***	1.0000
Arsenic, Total	ug/L	MW-10S	05/18/2022	ND	1.0000		5.8000
Arsenic, Total	ug/L	MW-11S	05/12/2022		103.0000	***	5.8000
Arsenic, Total	ug/L	MW-12S	05/12/2022		1.6000		5.8000
Arsenic, Total	ug/L	MW-1S	05/10/2022		3.8000		5.8000
Arsenic, Total	ug/L	MW-2S	05/11/2022		13.3000	***	5.8000
Arsenic, Total	ug/L	MW-3S	05/11/2022	ND	1.0000		5.8000
Arsenic, Total	ug/L	MW-6S	05/11/2022	ND	1.0000		5.8000
Arsenic, Total	ug/L	MW-7S	05/12/2022	ND	1.0000		5.8000
Barium, Total	ug/L	MW-10S	05/18/2022		80.1000	***	74.6776
Barium, Total	ug/L	MW-11S	05/12/2022		88.3000	***	74.6776
Barium, Total	ug/L	MW-12S	05/12/2022		125.0000	***	74.6776
Barium, Total	ug/L	MW-1S	05/10/2022		79.7000	*	74.6776
Barium, Total	ug/L	MW-2S	05/11/2022		132.0000	***	74.6776
Barium, Total	ug/L	MW-3S	05/11/2022		141.0000	***	74.6776
Barium, Total	ug/L	MW-6S	05/11/2022		92.5000	***	74.6776
Barium, Total	ug/L	MW-7S	05/12/2022		80.5000	***	74.6776
Beryllium, Total	ug/L	MW-10S	05/18/2022	ND	0.2000		0.2000
Beryllium, Total	ug/L	MW-11S	05/12/2022	ND	0.2000		0.2000
Beryllium, Total	ug/L	MW-12S	05/12/2022	ND	0.2000		0.2000
Beryllium, Total	ug/L	MW-1S	05/10/2022	ND	0.2000		0.2000
Beryllium, Total	ug/L	MW-2S	05/11/2022	ND	0.2000		0.2000
Beryllium, Total	ug/L	MW-3S	05/11/2022	ND	0.2000		0.2000
Beryllium, Total	ug/L	MW-6S	05/11/2022	ND	0.2000		0.2000
Beryllium, Total	ug/L	MW-7S	05/12/2022	ND	0.2000		0.2000
Cadmium, Total	ug/L	MW-10S	05/18/2022	ND	2.0000		2.0000
Cadmium, Total	ug/L	MW-11S	05/12/2022	ND	2.0000		2.0000
Cadmium, Total	ug/L	MW-12S	05/12/2022	ND	2.0000		2.0000
Cadmium, Total	ug/L	MW-1S	05/10/2022	ND	2.0000		2.0000
Cadmium, Total	ug/L	MW-2S	05/11/2022	ND	2.0000		2.0000

* - Current value failed - awaiting verification.
** - Current value passed - previous exceedance not verified.
*** - Current value failed - exceedance verified.
**** - Current value passed - awaiting one more verification.
***** - Insufficient background data to compute prediction limit.
ND = Not Detected, Result = detection limit.

Table C-2

Most Current Downgradient Monitoring Data

Constituent	Units	Well	Date		Result		Pred. Limit
Cadmium, Total	ug/L	MW-3S	05/11/2022	ND	2.0000		2.0000
Cadmium, Total	ug/L	MW-6S	05/11/2022	ND	2.0000		2.0000
Cadmium, Total	ug/L	MW-7S	05/12/2022	ND	2.0000		2.0000
Chromium, Total	ug/L	MW-10S	05/18/2022	ND	10.0000		10.0000
Chromium, Total	ug/L	MW-11S	05/12/2022	ND	10.0000		10.0000
Chromium, Total	ug/L	MW-12S	05/12/2022	ND	10.0000		10.0000
Chromium, Total	ug/L	MW-1S	05/10/2022	ND	10.0000		10.0000
Chromium, Total	ug/L	MW-2S	05/11/2022	ND	10.0000		10.0000
Chromium, Total	ug/L	MW-3S	05/11/2022	ND	10.0000		10.0000
Chromium, Total	ug/L	MW-6S	05/11/2022	ND	10.0000		10.0000
Chromium, Total	ug/L	MW-7S	05/12/2022	ND	10.0000		10.0000
Cobalt, Total	ug/L	MW-10S	05/18/2022	ND	1.0000		5.8000
Cobalt, Total	ug/L	MW-11S	05/12/2022	ND	1.0000		5.8000
Cobalt, Total	ug/L	MW-12S	05/12/2022	ND	1.0000		5.8000
Cobalt, Total	ug/L	MW-1S	05/10/2022	ND	1.0000		5.8000
Cobalt, Total	ug/L	MW-2S	05/11/2022	ND	1.0000		5.8000
Cobalt, Total	ug/L	MW-3S	05/11/2022	ND	1.0000		5.8000
Cobalt, Total	ug/L	MW-6S	05/11/2022	ND	1.0000		5.8000
Cobalt, Total	ug/L	MW-7S	05/12/2022	ND	1.0000		5.8000
Fluoride	mg/L	MW-10S	05/18/2022		0.2300	***	0.1000
Fluoride	mg/L	MW-11S	05/12/2022		0.1700	***	0.1000
Fluoride	mg/L	MW-12S	05/12/2022		0.2300	***	0.1000
Fluoride	mg/L	MW-1S	05/10/2022		0.1200	***	0.1000
Fluoride	mg/L	MW-2S	05/11/2022		0.1300	***	0.1000
Fluoride	mg/L	MW-3S	05/11/2022		0.2000	***	0.1000
Fluoride	mg/L	MW-6S	05/11/2022		0.2500	***	0.1000
Fluoride	mg/L	MW-7S	05/12/2022	ND	0.1000		0.1000
Lead, Total	ug/L	MW-10S	05/18/2022	ND	10.0000		10.0000
Lead, Total	ug/L	MW-11S	05/12/2022	ND	10.0000		10.0000
Lead, Total	ug/L	MW-12S	05/12/2022	ND	10.0000		10.0000
Lead, Total	ug/L	MW-1S	05/10/2022	ND	10.0000		10.0000
Lead, Total	ug/L	MW-2S	05/11/2022	ND	10.0000		10.0000
Lead, Total	ug/L	MW-3S	05/11/2022	ND	10.0000		10.0000
Lead, Total	ug/L	MW-6S	05/11/2022	ND	10.0000		10.0000
Lead, Total	ug/L	MW-7S	05/12/2022	ND	10.0000		10.0000
Lithium, Total	ug/L	MW-10S	05/18/2022		108.0000	***	20.0000
Lithium, Total	ug/L	MW-11S	05/12/2022		99.0000	***	20.0000

* - Current value failed - awaiting verification.
** - Current value passed - previous exceedance not verified.
*** - Current value failed - exceedance verified.
**** - Current value passed - awaiting one more verification.
***** - Insufficient background data to compute prediction limit.
ND = Not Detected, Result = detection limit.

Table C-2

Most Current Downgradient Monitoring Data

Constituent	Units	Well	Date		Result		Pred. Limit
Lithium, Total	ug/L	MW-12S	05/12/2022		117.0000	***	20.0000
Lithium, Total	ug/L	MW-1S	05/10/2022		102.0000	***	20.0000
Lithium, Total	ug/L	MW-2S	05/11/2022		52.0000	***	20.0000
Lithium, Total	ug/L	MW-3S	05/11/2022		24.7000	***	20.0000
Lithium, Total	ug/L	MW-6S	05/11/2022		68.6000	***	20.0000
Lithium, Total	ug/L	MW-7S	05/12/2022		31.6000	***	20.0000
Mercury	ug/L	MW-10S	05/18/2022	ND	0.2000		2.0000
Mercury	ug/L	MW-11S	05/12/2022	ND	0.2000		2.0000
Mercury	ug/L	MW-12S	05/12/2022	ND	0.2000		2.0000
Mercury	ug/L	MW-1S	05/10/2022	ND	0.2000		2.0000
Mercury	ug/L	MW-2S	05/11/2022	ND	0.2000		2.0000
Mercury	ug/L	MW-3S	05/11/2022	ND	0.2000		2.0000
Mercury	ug/L	MW-6S	05/11/2022	ND	0.2000		2.0000
Mercury	ug/L	MW-7S	05/12/2022	ND	0.2000		2.0000
Molybdenum, Total	ug/L	MW-10S	05/18/2022		60.3000	***	10.0000
Molybdenum, Total	ug/L	MW-11S	05/12/2022		75.5000	***	10.0000
Molybdenum, Total	ug/L	MW-12S	05/12/2022		21.9000	***	10.0000
Molybdenum, Total	ug/L	MW-1S	05/10/2022		24.8000	***	10.0000
Molybdenum, Total	ug/L	MW-2S	05/11/2022		13.4000	***	10.0000
Molybdenum, Total	ug/L	MW-3S	05/11/2022		52.6000	***	10.0000
Molybdenum, Total	ug/L	MW-6S	05/11/2022		81.4000	***	10.0000
Molybdenum, Total	ug/L	MW-7S	05/12/2022		45.6000	***	10.0000
Selenium, Total	ug/L	MW-10S	05/18/2022		2.1000	***	1.0000
Selenium, Total	ug/L	MW-11S	05/12/2022		10.4000	***	1.0000
Selenium, Total	ug/L	MW-12S	05/12/2022		16.2000	***	1.0000
Selenium, Total	ug/L	MW-1S	05/10/2022		19.8000	***	1.0000
Selenium, Total	ug/L	MW-2S	05/11/2022		23.7000	***	1.0000
Selenium, Total	ug/L	MW-3S	05/11/2022		17.9000	***	1.0000
Selenium, Total	ug/L	MW-6S	05/11/2022		16.8000	***	1.0000
Selenium, Total	ug/L	MW-7S	05/12/2022		25.8000	***	1.0000
Thallium, Total	ug/L	MW-10S	05/18/2022	ND	1.0000		1.0000
Thallium, Total	ug/L	MW-11S	05/12/2022	ND	1.0000		1.0000
Thallium, Total	ug/L	MW-12S	05/12/2022	ND	1.0000		1.0000
Thallium, Total	ug/L	MW-1S	05/10/2022	ND	1.0000		1.0000
Thallium, Total	ug/L	MW-2S	05/11/2022	ND	1.0000		1.0000
Thallium, Total	ug/L	MW-3S	05/11/2022	ND	1.0000		1.0000
Thallium, Total	ug/L	MW-6S	05/11/2022	ND	1.0000		1.0000

* - Current value failed - awaiting verification.
** - Current value passed - previous exceedance not verified.
*** - Current value failed - exceedance verified.
**** - Current value passed - awaiting one more verification.
***** - Insufficient background data to compute prediction limit.
ND = Not Detected, Result = detection limit.

Table C-2

Most Current Downgradient Monitoring Data

Constituent	Units	Well	Date		Result		Pred. Limit
Thallium, Total	ug/L	MW-7S	05/12/2022	ND	1.0000		1.0000
Total Radium	pCi/L	MW-10S	05/18/2022		1.3500		2.3773
Total Radium	pCi/L	MW-11S	05/12/2022	ND	1.3800		2.3773
Total Radium	pCi/L	MW-12S	05/12/2022		0.5660		2.3773
Total Radium	pCi/L	MW-1S	05/10/2022	ND	1.4400		2.3773
Total Radium	pCi/L	MW-2S	05/11/2022	ND	1.8100		2.3773
Total Radium	pCi/L	MW-3S	05/11/2022	ND	1.7900		2.3773
Total Radium	pCi/L	MW-6S	05/11/2022		1.4500		2.3773
Total Radium	pCi/L	MW-7S	05/12/2022	ND	1.3100		2.3773

* - Current value failed - awaiting verification.
** - Current value passed - previous exceedance not verified.
*** - Current value failed - exceedance verified.
**** - Current value passed - awaiting one more verification.
***** - Insufficient background data to compute prediction limit.
ND = Not Detected, Result = detection limit.

Table C-3

Detection Frequencies in Upgradient and Downgradient Wells

Constituent	Detect	Upgradient N	Proportion	Detect	Downgradient N	Proportion
Antimony, Total	0	11	0.000	52	132	0.394
Arsenic, Total	1	11	0.091	51	131	0.389
Barium, Total	11	11	1.000	132	132	1.000
Beryllium, Total	0	10	0.000	0	104	0.000
Cadmium, Total	0	10	0.000	0	104	0.000
Chromium, Total	0	10	0.000	0	104	0.000
Cobalt, Total	1	11	0.091	4	132	0.030
Fluoride	0	11	0.000	132	140	0.943
Lead, Total	0	10	0.000	3	104	0.029
Lithium, Total	0	11	0.000	128	132	0.970
Mercury	0	9	0.000	0	104	0.000
Molybdenum, Total	0	11	0.000	130	132	0.985
Selenium, Total	0	11	0.000	75	132	0.568
Thallium, Total	0	10	0.000	0	104	0.000
Total Radium	5	10	0.500	83	132	0.629

N = Total number of measurements in all wells.
Detect = Total number of detections in all wells.
Proportion = Detect/N.

Table C-4

Shapiro-Wilk Multiple Group Test of Normality

Constituent	Detect	N	Detect Freq	G raw	G log	G cbrt	G sqrt	G sqr	G cub	Crit Value	Dist Form	Model Type
Antimony, Total	0	11	0.000	3.485	3.485					2.326	non-norm	nonpar
Arsenic, Total	1	11	0.091	3.485	3.485					2.326	non-norm	nonpar
Barium, Total	11	11	1.000	0.240	0.371					2.326	normal	normal
Beryllium, Total	0	10	0.000	3.262	3.262					2.326	non-norm	nonpar
Cadmium, Total	0	10	0.000	3.262	3.262					2.326	non-norm	nonpar
Chromium, Total	0	10	0.000	3.262	3.262					2.326	non-norm	nonpar
Cobalt, Total	1	11	0.091	3.485	3.485					2.326	non-norm	nonpar
Fluoride	0	11	0.000	3.485	3.485					2.326	non-norm	nonpar
Lead, Total	0	10	0.000	3.262	3.262					2.326	non-norm	nonpar
Lithium, Total	0	11	0.000	3.485	3.485					2.326	non-norm	nonpar
Mercury	0	9	0.000	2.968	2.968					2.326	non-norm	nonpar
Molybdenum, Total	0	11	0.000	3.485	3.485					2.326	non-norm	nonpar
Selenium, Total	0	11	0.000	3.485	3.485					2.326	non-norm	nonpar
Thallium, Total	0	10	0.000	3.262	3.262					2.326	non-norm	nonpar
Total Radium	5	10	0.500	2.204	2.363					2.326	normal	normal

* - Distribution override for that constituent.
Fit to distribution is confirmed if G <= critical value.
Model type may not match distributional form when detection frequency < 50%.

Table C-5

Summary Statistics and Prediction Limits

Constituent	Units	Detect	N	Mean	SD	alpha	Factor	Pred Limit	Type		Conf
Antimony, Total	ug/L	0	11					1.0000	nonpar	***	0.91
Arsenic, Total	ug/L	1	11					5.8000	nonpar		0.91
Barium, Total	ug/L	11	11	53.3273	7.3970	0.0100	2.8863	74.6776	normal		
Beryllium, Total	ug/L	0	10					0.2000	nonpar	***	0.90
Cadmium, Total	ug/L	0	10					2.0000	nonpar	***	0.90
Chromium, Total	ug/L	0	10					10.0000	nonpar	***	0.90
Cobalt, Total	ug/L	1	11					5.8000	nonpar		0.91
Fluoride	mg/L	0	11					0.1000	nonpar	***	0.91
Lead, Total	ug/L	0	10					10.0000	nonpar	***	0.90
Lithium, Total	ug/L	0	11					20.0000	nonpar	***	0.91
Mercury	ug/L	0	9					2.0000	nonpar	***	0.88
Molybdenum, Total	ug/L	0	11					10.0000	nonpar	***	0.91
Selenium, Total	ug/L	0	11					1.0000	nonpar	***	0.91
Thallium, Total	ug/L	0	10					1.0000	nonpar	***	0.90
Total Radium	pCi/L	5	10	0.5005	0.6343	0.0100	2.9590	2.3773	normal		

Conf = confidence level for passing initial test or one verification resample at all downgradient wells for a single constituent (nonparametric test only).
* - Insufficient Data.
** - Calculated limit raised to Manual Reporting Limit.
*** - Nonparametric limit based on ND value.
For transformed data, mean and SD in transformed units and prediction limit in original units.
All sample sizes and statistics are based on outlier free data.
For nonparametric limits, median reporting limits are substituted for extreme reporting limit values.

Table C-6

Dixon's Test Outliers
1% Significance Level

Constituent	Units	Well	Date	Result	ND Qualifier	Date Range	N	Critical Value

N = Total number of independent measurements in background at each well.
Date Range = Dates of the first and last measurements included in background at each well.
Critical Value depends on the significance level and on N-1 when the two most extreme values are tested or N for the most extreme value.

Table C-7

Historical Downgradient Data for Constituent-Well Combinations that Failed the Current Statistical Evaluation or are in Verification Resampling Mode

Constituent	Units	Well	Date		Result		Pred. Limit
Antimony, Total	ug/L	MW-10S	04/21/2016	ND	6.0000		1.0000
Antimony, Total	ug/L	MW-10S	05/31/2016	ND	6.0000		1.0000
Antimony, Total	ug/L	MW-10S	08/11/2016	ND	6.0000		1.0000
Antimony, Total	ug/L	MW-10S	09/29/2016	ND	6.0000		1.0000
Antimony, Total	ug/L	MW-10S	11/30/2016	ND	6.0000		1.0000
Antimony, Total	ug/L	MW-10S	01/30/2017	ND	6.0000		1.0000
Antimony, Total	ug/L	MW-10S	05/24/2017	ND	6.0000		1.0000
Antimony, Total	ug/L	MW-10S	08/09/2017	ND	6.0000		1.0000
Antimony, Total	ug/L	MW-10S	05/23/2018		1.0000	**	1.0000
Antimony, Total	ug/L	MW-10S	09/11/2018		1.4000	*	1.0000
Antimony, Total	ug/L	MW-10S	05/07/2019		1.6000	*	1.0000
Antimony, Total	ug/L	MW-10S	05/07/2020		2.1000	*	1.0000
Antimony, Total	ug/L	MW-10S	11/11/2020		3.1000	*	1.0000
Antimony, Total	ug/L	MW-10S	05/21/2021		2.2000	*	1.0000
Antimony, Total	ug/L	MW-10S	11/12/2021		1.8000	*	1.0000
Antimony, Total	ug/L	MW-10S	05/18/2022		2.2000	*	1.0000
Antimony, Total	ug/L	MW-11S	04/20/2016	ND	6.0000		1.0000
Antimony, Total	ug/L	MW-11S	06/02/2016	ND	6.0000		1.0000
Antimony, Total	ug/L	MW-11S	08/12/2016	ND	6.0000		1.0000
Antimony, Total	ug/L	MW-11S	09/30/2016		6.3000	*	1.0000
Antimony, Total	ug/L	MW-11S	12/01/2016	ND	6.0000		1.0000
Antimony, Total	ug/L	MW-11S	01/31/2017	ND	6.0000		1.0000
Antimony, Total	ug/L	MW-11S	05/25/2017	ND	6.0000		1.0000
Antimony, Total	ug/L	MW-11S	08/10/2017	ND	6.0000		1.0000
Antimony, Total	ug/L	MW-11S	05/23/2018		1.9000	*	1.0000
Antimony, Total	ug/L	MW-11S	09/11/2018		1.8000	*	1.0000
Antimony, Total	ug/L	MW-11S	05/08/2019		1.7000	*	1.0000
Antimony, Total	ug/L	MW-11S	05/07/2020		1.6000	*	1.0000
Antimony, Total	ug/L	MW-11S	11/12/2020		1.4000	*	1.0000
Antimony, Total	ug/L	MW-11S	05/17/2021		1.5000	*	1.0000
Antimony, Total	ug/L	MW-11S	11/17/2021		1.4000	*	1.0000
Antimony, Total	ug/L	MW-11S	05/12/2022		1.4000	*	1.0000
Antimony, Total	ug/L	MW-12S	04/20/2016	ND	6.0000		1.0000
Antimony, Total	ug/L	MW-12S	06/01/2016	ND	6.0000		1.0000
Antimony, Total	ug/L	MW-12S	08/11/2016	ND	6.0000		1.0000
Antimony, Total	ug/L	MW-12S	09/29/2016	ND	6.0000		1.0000

* - Significantly increased over background.
** - Detect at limit for 100% NDs in background (NPPL only).
*** - Manual exclusion.
ND = Not Detected, Result = detection limit.

Table C-7

Historical Downgradient Data for Constituent-Well Combinations that Failed the Current Statistical Evaluation or are in Verification Resampling Mode

Constituent	Units	Well	Date		Result		Pred. Limit
Antimony, Total	ug/L	MW-12S	12/01/2016	ND	6.0000		1.0000
Antimony, Total	ug/L	MW-12S	01/30/2017	ND	6.0000		1.0000
Antimony, Total	ug/L	MW-12S	05/25/2017	ND	6.0000		1.0000
Antimony, Total	ug/L	MW-12S	08/10/2017	ND	6.0000		1.0000
Antimony, Total	ug/L	MW-12S	05/23/2018		1.2000	*	1.0000
Antimony, Total	ug/L	MW-12S	09/12/2018		1.5000	*	1.0000
Antimony, Total	ug/L	MW-12S	05/08/2019		1.5000	*	1.0000
Antimony, Total	ug/L	MW-12S	05/08/2020		1.4000	*	1.0000
Antimony, Total	ug/L	MW-12S	11/12/2020		1.3000	*	1.0000
Antimony, Total	ug/L	MW-12S	05/13/2021		1.2000	*	1.0000
Antimony, Total	ug/L	MW-12S	11/10/2021		1.5000	*	1.0000
Antimony, Total	ug/L	MW-12S	05/12/2022		1.4000	*	1.0000
Antimony, Total	ug/L	MW-1S	04/19/2016	ND	6.0000		1.0000
Antimony, Total	ug/L	MW-1S	06/02/2016	ND	6.0000		1.0000
Antimony, Total	ug/L	MW-1S	08/10/2016	ND	6.0000		1.0000
Antimony, Total	ug/L	MW-1S	09/30/2016		6.3000	*	1.0000
Antimony, Total	ug/L	MW-1S	12/02/2016	ND	6.0000		1.0000
Antimony, Total	ug/L	MW-1S	01/31/2017	ND	6.0000		1.0000
Antimony, Total	ug/L	MW-1S	05/26/2017	ND	6.0000		1.0000
Antimony, Total	ug/L	MW-1S	08/11/2017	ND	6.0000		1.0000
Antimony, Total	ug/L	MW-1S	05/23/2018		4.2000	*	1.0000
Antimony, Total	ug/L	MW-1S	09/11/2018		4.4000	*	1.0000
Antimony, Total	ug/L	MW-1S	05/08/2019		1.8000	*	1.0000
Antimony, Total	ug/L	MW-1S	11/14/2019		3.5000	*	1.0000
Antimony, Total	ug/L	MW-1S	05/05/2020		2.6000	*	1.0000
Antimony, Total	ug/L	MW-1S	11/11/2020		2.9000	*	1.0000
Antimony, Total	ug/L	MW-1S	05/25/2021		1.9000	*	1.0000
Antimony, Total	ug/L	MW-1S	11/09/2021		1.8000	*	1.0000
Antimony, Total	ug/L	MW-1S	05/10/2022		1.7000	*	1.0000
Antimony, Total	ug/L	MW-3S	04/20/2016	ND	6.0000		1.0000
Antimony, Total	ug/L	MW-3S	06/01/2016	ND	6.0000		1.0000
Antimony, Total	ug/L	MW-3S	08/11/2016	ND	6.0000		1.0000
Antimony, Total	ug/L	MW-3S	09/30/2016	ND	6.0000		1.0000
Antimony, Total	ug/L	MW-3S	12/02/2016	ND	6.0000		1.0000
Antimony, Total	ug/L	MW-3S	01/31/2017	ND	6.0000		1.0000
Antimony, Total	ug/L	MW-3S	05/25/2017	ND	6.0000		1.0000

* - Significantly increased over background.
** - Detect at limit for 100% NDs in background (NPPL only).
*** - Manual exclusion.
ND = Not Detected, Result = detection limit.

Table C-7

Historical Downgradient Data for Constituent-Well Combinations that Failed the Current Statistical Evaluation or are in Verification Resampling Mode

Constituent	Units	Well	Date		Result		Pred. Limit
Antimony, Total	ug/L	MW-3S	08/11/2017	ND	6.0000		1.0000
Antimony, Total	ug/L	MW-3S	05/22/2018	ND	1.0000		1.0000
Antimony, Total	ug/L	MW-3S	09/11/2018	ND	1.0000		1.0000
Antimony, Total	ug/L	MW-3S	05/09/2019		1.4000	*	1.0000
Antimony, Total	ug/L	MW-3S	11/13/2019	ND	1.0000		1.0000
Antimony, Total	ug/L	MW-3S	05/05/2020	ND	1.0000		1.0000
Antimony, Total	ug/L	MW-3S	11/10/2020	ND	1.0000		1.0000
Antimony, Total	ug/L	MW-3S	05/12/2021	ND	1.0000		1.0000
Antimony, Total	ug/L	MW-3S	11/18/2021	ND	1.0000		1.0000
Antimony, Total	ug/L	MW-3S	05/11/2022		1.1000	*	1.0000
Antimony, Total	ug/L	MW-6S	04/20/2016	ND	6.0000		1.0000
Antimony, Total	ug/L	MW-6S	06/01/2016	ND	6.0000		1.0000
Antimony, Total	ug/L	MW-6S	08/11/2016	ND	6.0000		1.0000
Antimony, Total	ug/L	MW-6S	09/29/2016	ND	6.0000		1.0000
Antimony, Total	ug/L	MW-6S	12/01/2016	ND	6.0000		1.0000
Antimony, Total	ug/L	MW-6S	01/30/2017	ND	6.0000		1.0000
Antimony, Total	ug/L	MW-6S	05/25/2017	ND	6.0000		1.0000
Antimony, Total	ug/L	MW-6S	08/10/2017	ND	6.0000		1.0000
Antimony, Total	ug/L	MW-6S	05/22/2018		1.1000	*	1.0000
Antimony, Total	ug/L	MW-6S	09/11/2018		1.6000	*	1.0000
Antimony, Total	ug/L	MW-6S	05/08/2019	ND	1.0000		1.0000
Antimony, Total	ug/L	MW-6S	11/13/2019		1.5000	*	1.0000
Antimony, Total	ug/L	MW-6S	05/08/2020		1.1000	*	1.0000
Antimony, Total	ug/L	MW-6S	11/19/2020		1.4000	*	1.0000
Antimony, Total	ug/L	MW-6S	05/18/2021		1.4000	*	1.0000
Antimony, Total	ug/L	MW-6S	11/09/2021		1.2000	*	1.0000
Antimony, Total	ug/L	MW-6S	05/11/2022	ND	1.0000		1.0000
Antimony, Total	ug/L	MW-7S	04/20/2016	ND	6.0000		1.0000
Antimony, Total	ug/L	MW-7S	06/01/2016	ND	6.0000		1.0000
Antimony, Total	ug/L	MW-7S	08/11/2016	ND	6.0000		1.0000
Antimony, Total	ug/L	MW-7S	09/29/2016	ND	6.0000		1.0000
Antimony, Total	ug/L	MW-7S	12/01/2016	ND	6.0000		1.0000
Antimony, Total	ug/L	MW-7S	01/30/2017	ND	6.0000		1.0000
Antimony, Total	ug/L	MW-7S	05/25/2017	ND	6.0000		1.0000
Antimony, Total	ug/L	MW-7S	08/10/2017	ND	6.0000		1.0000
Antimony, Total	ug/L	MW-7S	05/23/2018		3.3000	*	1.0000

* - Significantly increased over background.
** - Detect at limit for 100% NDs in background (NPPL only).
*** - Manual exclusion.
ND = Not Detected, Result = detection limit.

Table C-7

Historical Downgradient Data for Constituent-Well Combinations that Failed the Current Statistical Evaluation or are in Verification Resampling Mode

Constituent	Units	Well	Date		Result		Pred. Limit
Antimony, Total	ug/L	MW-7S	09/11/2018		2.8000	*	1.0000
Antimony, Total	ug/L	MW-7S	05/07/2019		1.7000	*	1.0000
Antimony, Total	ug/L	MW-7S	05/07/2020		2.5000	*	1.0000
Antimony, Total	ug/L	MW-7S	11/11/2020		3.1000	*	1.0000
Antimony, Total	ug/L	MW-7S	05/17/2021		2.7000	*	1.0000
Antimony, Total	ug/L	MW-7S	11/18/2021		3.8000	*	1.0000
Antimony, Total	ug/L	MW-7S	05/12/2022		2.3000	*	1.0000
Arsenic, Total	ug/L	MW-11S	04/20/2016		146.0000	*	5.8000
Arsenic, Total	ug/L	MW-11S	06/02/2016		100.0000	*	5.8000
Arsenic, Total	ug/L	MW-11S	08/12/2016		61.0000	*	5.8000
Arsenic, Total	ug/L	MW-11S	09/30/2016		64.5000	*	5.8000
Arsenic, Total	ug/L	MW-11S	12/01/2016		41.6000	*	5.8000
Arsenic, Total	ug/L	MW-11S	01/31/2017		107.0000	*	5.8000
Arsenic, Total	ug/L	MW-11S	05/25/2017		115.0000	*	5.8000
Arsenic, Total	ug/L	MW-11S	08/10/2017		130.0000	*	5.8000
Arsenic, Total	ug/L	MW-11S	05/23/2018		126.0000	*	5.8000
Arsenic, Total	ug/L	MW-11S	09/11/2018		63.2000	*	5.8000
Arsenic, Total	ug/L	MW-11S	05/08/2019		79.6000	*	5.8000
Arsenic, Total	ug/L	MW-11S	05/07/2020		108.0000	*	5.8000
Arsenic, Total	ug/L	MW-11S	11/12/2020		141.0000	*	5.8000
Arsenic, Total	ug/L	MW-11S	05/17/2021		110.0000	*	5.8000
Arsenic, Total	ug/L	MW-11S	11/17/2021		77.8000	*	5.8000
Arsenic, Total	ug/L	MW-11S	05/12/2022		103.0000	*	5.8000
Arsenic, Total	ug/L	MW-2S	04/19/2016		15.9000	*	5.8000
Arsenic, Total	ug/L	MW-2S	06/01/2016	ND	10.0000		5.8000
Arsenic, Total	ug/L	MW-2S	08/11/2016		16.9000	*	5.8000
Arsenic, Total	ug/L	MW-2S	09/30/2016		19.8000	*	5.8000
Arsenic, Total	ug/L	MW-2S	12/02/2016		21.7000	*	5.8000
Arsenic, Total	ug/L	MW-2S	01/31/2017		17.0000	*	5.8000
Arsenic, Total	ug/L	MW-2S	05/26/2017	ND	10.0000		5.8000
Arsenic, Total	ug/L	MW-2S	08/11/2017	ND	10.0000		5.8000
Arsenic, Total	ug/L	MW-2S	05/22/2018		28.5000	*	5.8000
Arsenic, Total	ug/L	MW-2S	09/11/2018		60.3000	***	5.8000
Arsenic, Total	ug/L	MW-2S	05/09/2019		15.1000	*	5.8000
Arsenic, Total	ug/L	MW-2S	11/14/2019		8.4000	*	5.8000
Arsenic, Total	ug/L	MW-2S	05/08/2020		15.0000	*	5.8000

* - Significantly increased over background.
** - Detect at limit for 100% NDs in background (NPPL only).
*** - Manual exclusion.
ND = Not Detected, Result = detection limit.

Table C-7

Historical Downgradient Data for Constituent-Well Combinations that Failed the Current Statistical Evaluation or are in Verification Resampling Mode

Constituent	Units	Well	Date		Result		Pred. Limit
Arsenic, Total	ug/L	MW-2S	11/11/2020		8.9000	*	5.8000
Arsenic, Total	ug/L	MW-2S	05/11/2021		12.4000	*	5.8000
Arsenic, Total	ug/L	MW-2S	11/10/2021		13.7000	*	5.8000
Arsenic, Total	ug/L	MW-2S	05/11/2022		13.3000	*	5.8000
Barium, Total	ug/L	MW-10S	04/21/2016		78.3000	*	74.6776
Barium, Total	ug/L	MW-10S	05/31/2016		76.6000	*	74.6776
Barium, Total	ug/L	MW-10S	08/11/2016		68.2000		74.6776
Barium, Total	ug/L	MW-10S	09/29/2016		66.5000		74.6776
Barium, Total	ug/L	MW-10S	11/30/2016		73.1000		74.6776
Barium, Total	ug/L	MW-10S	01/30/2017		67.4000		74.6776
Barium, Total	ug/L	MW-10S	05/24/2017		69.6000		74.6776
Barium, Total	ug/L	MW-10S	08/09/2017		69.3000		74.6776
Barium, Total	ug/L	MW-10S	05/23/2018		65.4000		74.6776
Barium, Total	ug/L	MW-10S	09/11/2018		67.0000		74.6776
Barium, Total	ug/L	MW-10S	05/07/2019		91.2000	*	74.6776
Barium, Total	ug/L	MW-10S	05/07/2020		93.4000	*	74.6776
Barium, Total	ug/L	MW-10S	11/11/2020		95.0000	*	74.6776
Barium, Total	ug/L	MW-10S	05/21/2021		73.7000		74.6776
Barium, Total	ug/L	MW-10S	11/12/2021		83.6000	*	74.6776
Barium, Total	ug/L	MW-10S	05/18/2022		80.1000	*	74.6776
Barium, Total	ug/L	MW-11S	04/20/2016		107.0000	*	74.6776
Barium, Total	ug/L	MW-11S	06/02/2016		72.1000		74.6776
Barium, Total	ug/L	MW-11S	08/12/2016		76.2000	*	74.6776
Barium, Total	ug/L	MW-11S	09/30/2016		70.6000		74.6776
Barium, Total	ug/L	MW-11S	12/01/2016		66.9000		74.6776
Barium, Total	ug/L	MW-11S	01/31/2017		72.2000		74.6776
Barium, Total	ug/L	MW-11S	05/25/2017		73.8000		74.6776
Barium, Total	ug/L	MW-11S	08/10/2017		74.1000		74.6776
Barium, Total	ug/L	MW-11S	05/23/2018		66.5000		74.6776
Barium, Total	ug/L	MW-11S	09/11/2018		63.9000		74.6776
Barium, Total	ug/L	MW-11S	05/08/2019		85.4000	*	74.6776
Barium, Total	ug/L	MW-11S	05/07/2020		84.3000	*	74.6776
Barium, Total	ug/L	MW-11S	11/12/2020		133.0000	*	74.6776
Barium, Total	ug/L	MW-11S	05/17/2021		123.0000	*	74.6776
Barium, Total	ug/L	MW-11S	11/17/2021		106.0000	*	74.6776
Barium, Total	ug/L	MW-11S	05/12/2022		88.3000	*	74.6776

* - Significantly increased over background.
** - Detect at limit for 100% NDs in background (NPPL only).
*** - Manual exclusion.
ND = Not Detected, Result = detection limit.

Table C-7

Historical Downgradient Data for Constituent-Well Combinations that Failed the Current Statistical Evaluation or are in Verification Resampling Mode

Constituent	Units	Well	Date		Result		Pred. Limit
Barium, Total	ug/L	MW-12S	04/20/2016		123.0000	*	74.6776
Barium, Total	ug/L	MW-12S	06/01/2016		81.1000	*	74.6776
Barium, Total	ug/L	MW-12S	08/11/2016		68.8000		74.6776
Barium, Total	ug/L	MW-12S	09/29/2016		60.3000		74.6776
Barium, Total	ug/L	MW-12S	12/01/2016		67.4000		74.6776
Barium, Total	ug/L	MW-12S	01/30/2017		67.3000		74.6776
Barium, Total	ug/L	MW-12S	05/25/2017		87.3000	*	74.6776
Barium, Total	ug/L	MW-12S	08/10/2017		113.0000	*	74.6776
Barium, Total	ug/L	MW-12S	05/23/2018		123.0000	*	74.6776
Barium, Total	ug/L	MW-12S	09/12/2018		78.1000	*	74.6776
Barium, Total	ug/L	MW-12S	05/08/2019		119.0000	*	74.6776
Barium, Total	ug/L	MW-12S	05/08/2020		131.0000	*	74.6776
Barium, Total	ug/L	MW-12S	11/12/2020		112.0000	*	74.6776
Barium, Total	ug/L	MW-12S	05/13/2021		99.4000	*	74.6776
Barium, Total	ug/L	MW-12S	11/10/2021		127.0000	*	74.6776
Barium, Total	ug/L	MW-12S	05/12/2022		125.0000	*	74.6776
Barium, Total	ug/L	MW-1S	04/19/2016		74.8000	*	74.6776
Barium, Total	ug/L	MW-1S	06/02/2016		73.3000		74.6776
Barium, Total	ug/L	MW-1S	08/10/2016		75.0000	*	74.6776
Barium, Total	ug/L	MW-1S	09/30/2016		83.4000	*	74.6776
Barium, Total	ug/L	MW-1S	12/02/2016		82.8000	*	74.6776
Barium, Total	ug/L	MW-1S	01/31/2017		88.1000	*	74.6776
Barium, Total	ug/L	MW-1S	05/26/2017		73.8000		74.6776
Barium, Total	ug/L	MW-1S	08/11/2017		72.1000		74.6776
Barium, Total	ug/L	MW-1S	05/23/2018		81.1000	*	74.6776
Barium, Total	ug/L	MW-1S	09/11/2018		73.8000		74.6776
Barium, Total	ug/L	MW-1S	05/08/2019		53.5000		74.6776
Barium, Total	ug/L	MW-1S	11/14/2019		99.2000	*	74.6776
Barium, Total	ug/L	MW-1S	05/05/2020		72.0000		74.6776
Barium, Total	ug/L	MW-1S	11/11/2020		97.9000	*	74.6776
Barium, Total	ug/L	MW-1S	05/25/2021		69.9000		74.6776
Barium, Total	ug/L	MW-1S	11/09/2021		73.7000		74.6776
Barium, Total	ug/L	MW-1S	05/10/2022		79.7000	*	74.6776
Barium, Total	ug/L	MW-2S	04/19/2016		115.0000	*	74.6776
Barium, Total	ug/L	MW-2S	06/01/2016		117.0000	*	74.6776
Barium, Total	ug/L	MW-2S	08/11/2016		111.0000	*	74.6776

* - Significantly increased over background.
** - Detect at limit for 100% NDs in background (NPPL only).
*** - Manual exclusion.
ND = Not Detected, Result = detection limit.

Table C-7

Historical Downgradient Data for Constituent-Well Combinations that Failed the Current Statistical Evaluation or are in Verification Resampling Mode

Constituent	Units	Well	Date		Result		Pred. Limit
Barium, Total	ug/L	MW-2S	09/30/2016		124.0000	*	74.6776
Barium, Total	ug/L	MW-2S	12/02/2016		179.0000	*	74.6776
Barium, Total	ug/L	MW-2S	01/31/2017		137.0000	*	74.6776
Barium, Total	ug/L	MW-2S	05/26/2017		160.0000	*	74.6776
Barium, Total	ug/L	MW-2S	08/11/2017		189.0000	*	74.6776
Barium, Total	ug/L	MW-2S	05/22/2018		222.0000	*	74.6776
Barium, Total	ug/L	MW-2S	09/11/2018		186.0000	*	74.6776
Barium, Total	ug/L	MW-2S	05/09/2019		218.0000	*	74.6776
Barium, Total	ug/L	MW-2S	11/14/2019		122.0000	*	74.6776
Barium, Total	ug/L	MW-2S	05/08/2020		195.0000	*	74.6776
Barium, Total	ug/L	MW-2S	11/11/2020		110.0000	*	74.6776
Barium, Total	ug/L	MW-2S	05/11/2021		116.0000	*	74.6776
Barium, Total	ug/L	MW-2S	11/10/2021		143.0000	*	74.6776
Barium, Total	ug/L	MW-2S	05/11/2022		132.0000	*	74.6776
Barium, Total	ug/L	MW-3S	04/20/2016		92.6000	*	74.6776
Barium, Total	ug/L	MW-3S	06/01/2016		86.9000	*	74.6776
Barium, Total	ug/L	MW-3S	08/11/2016		106.0000	*	74.6776
Barium, Total	ug/L	MW-3S	09/30/2016		90.4000	*	74.6776
Barium, Total	ug/L	MW-3S	12/02/2016		101.0000	*	74.6776
Barium, Total	ug/L	MW-3S	01/31/2017		85.9000	*	74.6776
Barium, Total	ug/L	MW-3S	05/25/2017		80.0000	*	74.6776
Barium, Total	ug/L	MW-3S	08/11/2017		75.3000	*	74.6776
Barium, Total	ug/L	MW-3S	05/22/2018		73.9000		74.6776
Barium, Total	ug/L	MW-3S	09/11/2018		92.3000	*	74.6776
Barium, Total	ug/L	MW-3S	05/09/2019		97.0000	*	74.6776
Barium, Total	ug/L	MW-3S	11/13/2019		76.5000	*	74.6776
Barium, Total	ug/L	MW-3S	05/05/2020		131.0000	*	74.6776
Barium, Total	ug/L	MW-3S	11/10/2020		80.0000	*	74.6776
Barium, Total	ug/L	MW-3S	05/12/2021		114.0000	*	74.6776
Barium, Total	ug/L	MW-3S	11/18/2021		94.3000	*	74.6776
Barium, Total	ug/L	MW-3S	05/11/2022		141.0000	*	74.6776
Barium, Total	ug/L	MW-6S	04/20/2016		190.0000	*	74.6776
Barium, Total	ug/L	MW-6S	06/01/2016		130.0000	*	74.6776
Barium, Total	ug/L	MW-6S	08/11/2016		133.0000	*	74.6776
Barium, Total	ug/L	MW-6S	09/29/2016		114.0000	*	74.6776
Barium, Total	ug/L	MW-6S	12/01/2016		108.0000	*	74.6776

* - Significantly increased over background.
** - Detect at limit for 100% NDs in background (NPPL only).
*** - Manual exclusion.
ND = Not Detected, Result = detection limit.

Table C-7

Historical Downgradient Data for Constituent-Well Combinations that Failed the Current Statistical Evaluation or are in Verification Resampling Mode

Constituent	Units	Well	Date		Result		Pred. Limit
Barium, Total	ug/L	MW-6S	01/30/2017		161.0000	*	74.6776
Barium, Total	ug/L	MW-6S	05/25/2017		147.0000	*	74.6776
Barium, Total	ug/L	MW-6S	08/10/2017		158.0000	*	74.6776
Barium, Total	ug/L	MW-6S	05/22/2018		115.0000	*	74.6776
Barium, Total	ug/L	MW-6S	09/11/2018		84.7000	*	74.6776
Barium, Total	ug/L	MW-6S	05/08/2019		67.4000		74.6776
Barium, Total	ug/L	MW-6S	11/13/2019		122.0000	*	74.6776
Barium, Total	ug/L	MW-6S	05/08/2020		110.0000	*	74.6776
Barium, Total	ug/L	MW-6S	11/19/2020		115.0000	*	74.6776
Barium, Total	ug/L	MW-6S	05/18/2021		89.7000	*	74.6776
Barium, Total	ug/L	MW-6S	11/09/2021		86.4000	*	74.6776
Barium, Total	ug/L	MW-6S	05/11/2022		92.5000	*	74.6776
Barium, Total	ug/L	MW-7S	04/20/2016		164.0000	*	74.6776
Barium, Total	ug/L	MW-7S	06/01/2016		145.0000	*	74.6776
Barium, Total	ug/L	MW-7S	08/11/2016		149.0000	*	74.6776
Barium, Total	ug/L	MW-7S	09/29/2016		132.0000	*	74.6776
Barium, Total	ug/L	MW-7S	12/01/2016		142.0000	*	74.6776
Barium, Total	ug/L	MW-7S	01/30/2017		129.0000	*	74.6776
Barium, Total	ug/L	MW-7S	05/25/2017		128.0000	*	74.6776
Barium, Total	ug/L	MW-7S	08/10/2017		115.0000	*	74.6776
Barium, Total	ug/L	MW-7S	05/23/2018		117.0000	*	74.6776
Barium, Total	ug/L	MW-7S	09/11/2018		102.0000	*	74.6776
Barium, Total	ug/L	MW-7S	05/07/2019		95.1000	*	74.6776
Barium, Total	ug/L	MW-7S	05/07/2020		63.3000		74.6776
Barium, Total	ug/L	MW-7S	11/11/2020		64.0000		74.6776
Barium, Total	ug/L	MW-7S	05/17/2021		106.0000	*	74.6776
Barium, Total	ug/L	MW-7S	11/18/2021		89.2000	*	74.6776
Barium, Total	ug/L	MW-7S	05/12/2022		80.5000	*	74.6776
Fluoride	mg/L	MW-10S	04/21/2016		0.3900	*	0.1000
Fluoride	mg/L	MW-10S	05/31/2016		0.3600	*	0.1000
Fluoride	mg/L	MW-10S	08/11/2016		0.3700	*	0.1000
Fluoride	mg/L	MW-10S	09/29/2016		0.4100	*	0.1000
Fluoride	mg/L	MW-10S	11/30/2016		0.4100	*	0.1000
Fluoride	mg/L	MW-10S	01/30/2017		0.3600	*	0.1000
Fluoride	mg/L	MW-10S	05/24/2017		0.3600	*	0.1000
Fluoride	mg/L	MW-10S	08/09/2017		0.3600	*	0.1000

* - Significantly increased over background.
** - Detect at limit for 100% NDs in background (NPPL only).
*** - Manual exclusion.
ND = Not Detected, Result = detection limit.

Table C-7

Historical Downgradient Data for Constituent-Well Combinations that Failed the Current Statistical Evaluation or are in Verification Resampling Mode

Constituent	Units	Well	Date		Result		Pred. Limit
Fluoride	mg/L	MW-10S	09/28/2017		0.3700	*	0.1000
Fluoride	mg/L	MW-10S	05/23/2018		0.3600	*	0.1000
Fluoride	mg/L	MW-10S	09/11/2018		0.3600	*	0.1000
Fluoride	mg/L	MW-10S	05/07/2019		0.2400	*	0.1000
Fluoride	mg/L	MW-10S	05/07/2020		0.3000	*	0.1000
Fluoride	mg/L	MW-10S	11/11/2020		0.2300	*	0.1000
Fluoride	mg/L	MW-10S	05/21/2021		0.2200	*	0.1000
Fluoride	mg/L	MW-10S	11/12/2021		0.2000	*	0.1000
Fluoride	mg/L	MW-10S	05/18/2022		0.2300	*	0.1000
Fluoride	mg/L	MW-11S	04/20/2016		0.3200	*	0.1000
Fluoride	mg/L	MW-11S	06/02/2016		0.3400	*	0.1000
Fluoride	mg/L	MW-11S	08/12/2016		0.3500	*	0.1000
Fluoride	mg/L	MW-11S	09/30/2016		0.4000	*	0.1000
Fluoride	mg/L	MW-11S	12/01/2016		0.4400	*	0.1000
Fluoride	mg/L	MW-11S	01/31/2017		0.3100	*	0.1000
Fluoride	mg/L	MW-11S	05/25/2017		0.3300	*	0.1000
Fluoride	mg/L	MW-11S	08/10/2017		0.3300	*	0.1000
Fluoride	mg/L	MW-11S	09/28/2017		0.4000	*	0.1000
Fluoride	mg/L	MW-11S	05/23/2018		0.3000	*	0.1000
Fluoride	mg/L	MW-11S	09/11/2018		0.2900	*	0.1000
Fluoride	mg/L	MW-11S	05/08/2019		0.2300	*	0.1000
Fluoride	mg/L	MW-11S	05/07/2020		0.2200	*	0.1000
Fluoride	mg/L	MW-11S	11/12/2020		0.2000	*	0.1000
Fluoride	mg/L	MW-11S	05/17/2021		0.1600	*	0.1000
Fluoride	mg/L	MW-11S	11/17/2021		0.1500	*	0.1000
Fluoride	mg/L	MW-11S	05/12/2022		0.1700	*	0.1000
Fluoride	mg/L	MW-12S	04/20/2016		0.5800	*	0.1000
Fluoride	mg/L	MW-12S	06/01/2016		0.5700	*	0.1000
Fluoride	mg/L	MW-12S	08/11/2016		0.4700	*	0.1000
Fluoride	mg/L	MW-12S	09/29/2016		0.5100	*	0.1000
Fluoride	mg/L	MW-12S	12/01/2016		0.5200	*	0.1000
Fluoride	mg/L	MW-12S	01/30/2017		0.5200	*	0.1000
Fluoride	mg/L	MW-12S	05/25/2017		0.5400	*	0.1000
Fluoride	mg/L	MW-12S	08/10/2017		0.4000	*	0.1000
Fluoride	mg/L	MW-12S	09/27/2017		0.4400	*	0.1000
Fluoride	mg/L	MW-12S	05/23/2018		0.3300	*	0.1000

* - Significantly increased over background.
** - Detect at limit for 100% NDs in background (NPPL only).
*** - Manual exclusion.
ND = Not Detected, Result = detection limit.

Table C-7

Historical Downgradient Data for Constituent-Well Combinations that Failed the Current Statistical Evaluation or are in Verification Resampling Mode

Constituent	Units	Well	Date		Result		Pred. Limit
Fluoride	mg/L	MW-12S	09/12/2018		0.3200	*	0.1000
Fluoride	mg/L	MW-12S	05/08/2019		0.2800	*	0.1000
Fluoride	mg/L	MW-12S	05/08/2020		0.2100	*	0.1000
Fluoride	mg/L	MW-12S	11/12/2020		0.2800	*	0.1000
Fluoride	mg/L	MW-12S	05/13/2021		0.2800	*	0.1000
Fluoride	mg/L	MW-12S	11/10/2021		0.2200	*	0.1000
Fluoride	mg/L	MW-12S	05/12/2022		0.2300	*	0.1000
Fluoride	mg/L	MW-1S	04/19/2016		0.3300	*	0.1000
Fluoride	mg/L	MW-1S	06/02/2016		0.5200	*	0.1000
Fluoride	mg/L	MW-1S	08/10/2016		0.5500	*	0.1000
Fluoride	mg/L	MW-1S	09/30/2016		0.5100	*	0.1000
Fluoride	mg/L	MW-1S	12/02/2016		0.4900	*	0.1000
Fluoride	mg/L	MW-1S	01/31/2017		0.3000	*	0.1000
Fluoride	mg/L	MW-1S	05/26/2017		0.2900	*	0.1000
Fluoride	mg/L	MW-1S	08/11/2017		0.4700	*	0.1000
Fluoride	mg/L	MW-1S	09/28/2017		0.5300	*	0.1000
Fluoride	mg/L	MW-1S	05/23/2018		0.3400	*	0.1000
Fluoride	mg/L	MW-1S	09/11/2018		0.2500	*	0.1000
Fluoride	mg/L	MW-1S	05/08/2019		0.1300	*	0.1000
Fluoride	mg/L	MW-1S	11/14/2019		0.2900	*	0.1000
Fluoride	mg/L	MW-1S	05/05/2020		0.2600	*	0.1000
Fluoride	mg/L	MW-1S	11/11/2020		0.2400	*	0.1000
Fluoride	mg/L	MW-1S	05/25/2021	ND	0.1000		0.1000
Fluoride	mg/L	MW-1S	11/09/2021		0.1300	*	0.1000
Fluoride	mg/L	MW-1S	05/10/2022		0.1200	*	0.1000
Fluoride	mg/L	MW-2S	04/19/2016		0.4200	*	0.1000
Fluoride	mg/L	MW-2S	06/01/2016		0.4000	*	0.1000
Fluoride	mg/L	MW-2S	08/11/2016		0.3700	*	0.1000
Fluoride	mg/L	MW-2S	09/30/2016		0.3500	*	0.1000
Fluoride	mg/L	MW-2S	12/02/2016		0.3100	*	0.1000
Fluoride	mg/L	MW-2S	01/31/2017		0.3800	*	0.1000
Fluoride	mg/L	MW-2S	05/26/2017		0.3500	*	0.1000
Fluoride	mg/L	MW-2S	08/11/2017		0.3300	*	0.1000
Fluoride	mg/L	MW-2S	09/27/2017		0.2500	*	0.1000
Fluoride	mg/L	MW-2S	05/22/2018		0.2300	*	0.1000
Fluoride	mg/L	MW-2S	09/11/2018		0.1300	*	0.1000

* - Significantly increased over background.
** - Detect at limit for 100% NDs in background (NPPL only).
*** - Manual exclusion.
ND = Not Detected, Result = detection limit.

Table C-7

Historical Downgradient Data for Constituent-Well Combinations that Failed the Current Statistical Evaluation or are in Verification Resampling Mode

Constituent	Units	Well	Date		Result		Pred. Limit
Fluoride	mg/L	MW-2S	05/09/2019		0.1500	*	0.1000
Fluoride	mg/L	MW-2S	11/14/2019		0.1700	*	0.1000
Fluoride	mg/L	MW-2S	05/08/2020		0.1200	*	0.1000
Fluoride	mg/L	MW-2S	11/11/2020		0.1500	*	0.1000
Fluoride	mg/L	MW-2S	05/11/2021		0.1100	*	0.1000
Fluoride	mg/L	MW-2S	11/10/2021		0.1600	*	0.1000
Fluoride	mg/L	MW-2S	05/11/2022		0.1300	*	0.1000
Fluoride	mg/L	MW-3S	04/20/2016		0.2600	*	0.1000
Fluoride	mg/L	MW-3S	06/01/2016		0.2800	*	0.1000
Fluoride	mg/L	MW-3S	08/11/2016		0.2500	*	0.1000
Fluoride	mg/L	MW-3S	09/30/2016		0.2700	*	0.1000
Fluoride	mg/L	MW-3S	12/02/2016		0.3000	*	0.1000
Fluoride	mg/L	MW-3S	01/31/2017		0.2400	*	0.1000
Fluoride	mg/L	MW-3S	05/25/2017		0.2500	*	0.1000
Fluoride	mg/L	MW-3S	08/11/2017		0.3000	*	0.1000
Fluoride	mg/L	MW-3S	09/27/2017		0.3100	*	0.1000
Fluoride	mg/L	MW-3S	05/22/2018		0.2800	*	0.1000
Fluoride	mg/L	MW-3S	09/11/2018		0.2700	*	0.1000
Fluoride	mg/L	MW-3S	05/09/2019		0.2000	*	0.1000
Fluoride	mg/L	MW-3S	11/13/2019		0.3900	*	0.1000
Fluoride	mg/L	MW-3S	05/05/2020		0.3300	*	0.1000
Fluoride	mg/L	MW-3S	11/10/2020		0.3900	*	0.1000
Fluoride	mg/L	MW-3S	05/12/2021		0.3000	*	0.1000
Fluoride	mg/L	MW-3S	11/18/2021		0.2900	*	0.1000
Fluoride	mg/L	MW-3S	05/11/2022		0.2000	*	0.1000
Fluoride	mg/L	MW-6S	04/20/2016		0.2400	*	0.1000
Fluoride	mg/L	MW-6S	06/01/2016		0.2300	*	0.1000
Fluoride	mg/L	MW-6S	08/11/2016		0.2200	*	0.1000
Fluoride	mg/L	MW-6S	09/29/2016		0.2500	*	0.1000
Fluoride	mg/L	MW-6S	12/01/2016		0.2600	*	0.1000
Fluoride	mg/L	MW-6S	01/30/2017		0.2200	*	0.1000
Fluoride	mg/L	MW-6S	05/25/2017		0.2000	*	0.1000
Fluoride	mg/L	MW-6S	08/10/2017		0.2100	*	0.1000
Fluoride	mg/L	MW-6S	09/27/2017		0.2300	*	0.1000
Fluoride	mg/L	MW-6S	05/22/2018		0.1600	*	0.1000
Fluoride	mg/L	MW-6S	09/11/2018		0.2100	*	0.1000

* - Significantly increased over background.
** - Detect at limit for 100% NDs in background (NPPL only).
*** - Manual exclusion.
ND = Not Detected, Result = detection limit.

Table C-7

Historical Downgradient Data for Constituent-Well Combinations that Failed the Current Statistical Evaluation or are in Verification Resampling Mode

Constituent	Units	Well	Date		Result		Pred. Limit
Fluoride	mg/L	MW-6S	05/08/2019		0.1700	*	0.1000
Fluoride	mg/L	MW-6S	11/13/2019		0.2300	*	0.1000
Fluoride	mg/L	MW-6S	05/08/2020		0.1700	*	0.1000
Fluoride	mg/L	MW-6S	11/19/2020		0.2600	*	0.1000
Fluoride	mg/L	MW-6S	05/18/2021		0.1900	*	0.1000
Fluoride	mg/L	MW-6S	11/09/2021		0.2500	*	0.1000
Fluoride	mg/L	MW-6S	05/11/2022		0.2500	*	0.1000
Lithium, Total	ug/L	MW-10S	04/21/2016		124.0000	*	20.0000
Lithium, Total	ug/L	MW-10S	05/31/2016		110.0000	*	20.0000
Lithium, Total	ug/L	MW-10S	08/11/2016		100.0000	*	20.0000
Lithium, Total	ug/L	MW-10S	09/29/2016		99.8000	*	20.0000
Lithium, Total	ug/L	MW-10S	11/30/2016		102.0000	*	20.0000
Lithium, Total	ug/L	MW-10S	01/30/2017		102.0000	*	20.0000
Lithium, Total	ug/L	MW-10S	05/24/2017		110.0000	*	20.0000
Lithium, Total	ug/L	MW-10S	08/09/2017		102.0000	*	20.0000
Lithium, Total	ug/L	MW-10S	05/23/2018		91.9000	*	20.0000
Lithium, Total	ug/L	MW-10S	09/11/2018		74.0000	*	20.0000
Lithium, Total	ug/L	MW-10S	05/07/2019		98.8000	*	20.0000
Lithium, Total	ug/L	MW-10S	05/07/2020		114.0000	*	20.0000
Lithium, Total	ug/L	MW-10S	11/11/2020		96.2000	*	20.0000
Lithium, Total	ug/L	MW-10S	05/21/2021		96.6000	*	20.0000
Lithium, Total	ug/L	MW-10S	11/12/2021		93.0000	*	20.0000
Lithium, Total	ug/L	MW-10S	05/18/2022		108.0000	*	20.0000
Lithium, Total	ug/L	MW-11S	04/20/2016		115.0000	*	20.0000
Lithium, Total	ug/L	MW-11S	06/02/2016		119.0000	*	20.0000
Lithium, Total	ug/L	MW-11S	08/12/2016		105.0000	*	20.0000
Lithium, Total	ug/L	MW-11S	09/30/2016		104.0000	*	20.0000
Lithium, Total	ug/L	MW-11S	12/01/2016		99.6000	*	20.0000
Lithium, Total	ug/L	MW-11S	01/31/2017		101.0000	*	20.0000
Lithium, Total	ug/L	MW-11S	05/25/2017		103.0000	*	20.0000
Lithium, Total	ug/L	MW-11S	08/10/2017		108.0000	*	20.0000
Lithium, Total	ug/L	MW-11S	05/23/2018		102.0000	*	20.0000
Lithium, Total	ug/L	MW-11S	09/11/2018		109.0000	*	20.0000
Lithium, Total	ug/L	MW-11S	05/08/2019		111.0000	*	20.0000
Lithium, Total	ug/L	MW-11S	05/07/2020		111.0000	*	20.0000
Lithium, Total	ug/L	MW-11S	11/12/2020		136.0000	*	20.0000

* - Significantly increased over background.
** - Detect at limit for 100% NDs in background (NPPL only).
*** - Manual exclusion.
ND = Not Detected, Result = detection limit.

Table C-7

Historical Downgradient Data for Constituent-Well Combinations that Failed the Current Statistical Evaluation or are in Verification Resampling Mode

Constituent	Units	Well	Date		Result		Pred. Limit
Lithium, Total	ug/L	MW-11S	05/17/2021		114.0000	*	20.0000
Lithium, Total	ug/L	MW-11S	11/17/2021		122.0000	*	20.0000
Lithium, Total	ug/L	MW-11S	05/12/2022		99.0000	*	20.0000
Lithium, Total	ug/L	MW-12S	04/20/2016		94.5000	*	20.0000
Lithium, Total	ug/L	MW-12S	06/01/2016		91.7000	*	20.0000
Lithium, Total	ug/L	MW-12S	08/11/2016		82.1000	*	20.0000
Lithium, Total	ug/L	MW-12S	09/29/2016		83.5000	*	20.0000
Lithium, Total	ug/L	MW-12S	12/01/2016		94.9000	*	20.0000
Lithium, Total	ug/L	MW-12S	01/30/2017		80.6000	*	20.0000
Lithium, Total	ug/L	MW-12S	05/25/2017		90.0000	*	20.0000
Lithium, Total	ug/L	MW-12S	08/10/2017		91.1000	*	20.0000
Lithium, Total	ug/L	MW-12S	05/23/2018		105.0000	*	20.0000
Lithium, Total	ug/L	MW-12S	09/12/2018		86.2000	*	20.0000
Lithium, Total	ug/L	MW-12S	05/08/2019		97.3000	*	20.0000
Lithium, Total	ug/L	MW-12S	05/08/2020		117.0000	*	20.0000
Lithium, Total	ug/L	MW-12S	11/12/2020		126.0000	*	20.0000
Lithium, Total	ug/L	MW-12S	05/13/2021		113.0000	*	20.0000
Lithium, Total	ug/L	MW-12S	11/10/2021		129.0000	*	20.0000
Lithium, Total	ug/L	MW-12S	05/12/2022		117.0000	*	20.0000
Lithium, Total	ug/L	MW-1S	04/19/2016		100.0000	*	20.0000
Lithium, Total	ug/L	MW-1S	06/02/2016		110.0000	*	20.0000
Lithium, Total	ug/L	MW-1S	08/10/2016		107.0000	*	20.0000
Lithium, Total	ug/L	MW-1S	09/30/2016		92.2000	*	20.0000
Lithium, Total	ug/L	MW-1S	12/02/2016		93.8000	*	20.0000
Lithium, Total	ug/L	MW-1S	01/31/2017		98.9000	*	20.0000
Lithium, Total	ug/L	MW-1S	05/26/2017		104.0000	*	20.0000
Lithium, Total	ug/L	MW-1S	08/11/2017		111.0000	*	20.0000
Lithium, Total	ug/L	MW-1S	05/23/2018		128.0000	*	20.0000
Lithium, Total	ug/L	MW-1S	09/11/2018		90.0000	*	20.0000
Lithium, Total	ug/L	MW-1S	05/08/2019		83.4000	*	20.0000
Lithium, Total	ug/L	MW-1S	11/14/2019		115.0000	*	20.0000
Lithium, Total	ug/L	MW-1S	05/05/2020		124.0000	*	20.0000
Lithium, Total	ug/L	MW-1S	11/11/2020		114.0000	*	20.0000
Lithium, Total	ug/L	MW-1S	05/25/2021		70.0000	*	20.0000
Lithium, Total	ug/L	MW-1S	11/09/2021		99.8000	*	20.0000
Lithium, Total	ug/L	MW-1S	05/10/2022		102.0000	*	20.0000

* - Significantly increased over background.
** - Detect at limit for 100% NDs in background (NPPL only).
*** - Manual exclusion.
ND = Not Detected, Result = detection limit.

Table C-7

Historical Downgradient Data for Constituent-Well Combinations that Failed the Current Statistical Evaluation or are in Verification Resampling Mode

Constituent	Units	Well	Date		Result		Pred. Limit
Lithium, Total	ug/L	MW-2S	04/19/2016		86.0000	*	20.0000
Lithium, Total	ug/L	MW-2S	06/01/2016		79.6000	*	20.0000
Lithium, Total	ug/L	MW-2S	08/11/2016		79.2000	*	20.0000
Lithium, Total	ug/L	MW-2S	09/30/2016		88.8000	*	20.0000
Lithium, Total	ug/L	MW-2S	12/02/2016		105.0000	*	20.0000
Lithium, Total	ug/L	MW-2S	01/31/2017		91.6000	*	20.0000
Lithium, Total	ug/L	MW-2S	05/26/2017		101.0000	*	20.0000
Lithium, Total	ug/L	MW-2S	08/11/2017		100.0000	*	20.0000
Lithium, Total	ug/L	MW-2S	05/22/2018		107.0000	*	20.0000
Lithium, Total	ug/L	MW-2S	09/11/2018		78.7000	*	20.0000
Lithium, Total	ug/L	MW-2S	05/09/2019		102.0000	*	20.0000
Lithium, Total	ug/L	MW-2S	11/14/2019		91.9000	*	20.0000
Lithium, Total	ug/L	MW-2S	05/08/2020		92.6000	*	20.0000
Lithium, Total	ug/L	MW-2S	11/11/2020		74.8000	*	20.0000
Lithium, Total	ug/L	MW-2S	05/11/2021		42.3000	*	20.0000
Lithium, Total	ug/L	MW-2S	11/10/2021		63.2000	*	20.0000
Lithium, Total	ug/L	MW-2S	05/11/2022		52.0000	*	20.0000
Lithium, Total	ug/L	MW-3S	04/20/2016		89.6000	*	20.0000
Lithium, Total	ug/L	MW-3S	06/01/2016		90.5000	*	20.0000
Lithium, Total	ug/L	MW-3S	08/11/2016		67.5000	*	20.0000
Lithium, Total	ug/L	MW-3S	09/30/2016		83.8000	*	20.0000
Lithium, Total	ug/L	MW-3S	12/02/2016		66.9000	*	20.0000
Lithium, Total	ug/L	MW-3S	01/31/2017		61.4000	*	20.0000
Lithium, Total	ug/L	MW-3S	05/25/2017		55.7000	*	20.0000
Lithium, Total	ug/L	MW-3S	08/11/2017		50.6000	*	20.0000
Lithium, Total	ug/L	MW-3S	05/22/2018		25.3000	*	20.0000
Lithium, Total	ug/L	MW-3S	09/11/2018	ND	20.0000		20.0000
Lithium, Total	ug/L	MW-3S	05/09/2019		29.8000	*	20.0000
Lithium, Total	ug/L	MW-3S	11/13/2019	ND	20.0000		20.0000
Lithium, Total	ug/L	MW-3S	05/05/2020		24.3000	*	20.0000
Lithium, Total	ug/L	MW-3S	11/10/2020	ND	20.0000		20.0000
Lithium, Total	ug/L	MW-3S	05/12/2021	ND	20.0000		20.0000
Lithium, Total	ug/L	MW-3S	11/18/2021		26.4000	*	20.0000
Lithium, Total	ug/L	MW-3S	05/11/2022		24.7000	*	20.0000
Lithium, Total	ug/L	MW-6S	04/20/2016		75.6000	*	20.0000
Lithium, Total	ug/L	MW-6S	06/01/2016		70.9000	*	20.0000

* - Significantly increased over background.
** - Detect at limit for 100% NDs in background (NPPL only).
*** - Manual exclusion.
ND = Not Detected, Result = detection limit.

Table C-7

Historical Downgradient Data for Constituent-Well Combinations that Failed the Current Statistical Evaluation or are in Verification Resampling Mode

Constituent	Units	Well	Date		Result		Pred. Limit
Lithium, Total	ug/L	MW-6S	08/11/2016		73.6000	*	20.0000
Lithium, Total	ug/L	MW-6S	09/29/2016		76.4000	*	20.0000
Lithium, Total	ug/L	MW-6S	12/01/2016		82.1000	*	20.0000
Lithium, Total	ug/L	MW-6S	01/30/2017		79.3000	*	20.0000
Lithium, Total	ug/L	MW-6S	05/25/2017		68.7000	*	20.0000
Lithium, Total	ug/L	MW-6S	08/10/2017		53.6000	*	20.0000
Lithium, Total	ug/L	MW-6S	05/22/2018		68.8000	*	20.0000
Lithium, Total	ug/L	MW-6S	09/11/2018		69.4000	*	20.0000
Lithium, Total	ug/L	MW-6S	05/08/2019		21.5000	*	20.0000
Lithium, Total	ug/L	MW-6S	11/13/2019		77.2000	*	20.0000
Lithium, Total	ug/L	MW-6S	05/08/2020		79.4000	*	20.0000
Lithium, Total	ug/L	MW-6S	11/19/2020		91.2000	*	20.0000
Lithium, Total	ug/L	MW-6S	05/18/2021		99.5000	*	20.0000
Lithium, Total	ug/L	MW-6S	11/09/2021		91.6000	*	20.0000
Lithium, Total	ug/L	MW-6S	05/11/2022		68.6000	*	20.0000
Lithium, Total	ug/L	MW-7S	04/20/2016		126.0000	*	20.0000
Lithium, Total	ug/L	MW-7S	06/01/2016		162.0000	*	20.0000
Lithium, Total	ug/L	MW-7S	08/11/2016		170.0000	*	20.0000
Lithium, Total	ug/L	MW-7S	09/29/2016		164.0000	*	20.0000
Lithium, Total	ug/L	MW-7S	12/01/2016		166.0000	*	20.0000
Lithium, Total	ug/L	MW-7S	01/30/2017		148.0000	*	20.0000
Lithium, Total	ug/L	MW-7S	05/25/2017		149.0000	*	20.0000
Lithium, Total	ug/L	MW-7S	08/10/2017		153.0000	*	20.0000
Lithium, Total	ug/L	MW-7S	05/23/2018		136.0000	*	20.0000
Lithium, Total	ug/L	MW-7S	09/11/2018		103.0000	*	20.0000
Lithium, Total	ug/L	MW-7S	05/07/2019		30.7000	*	20.0000
Lithium, Total	ug/L	MW-7S	05/07/2020		31.2000	*	20.0000
Lithium, Total	ug/L	MW-7S	11/11/2020		25.6000	*	20.0000
Lithium, Total	ug/L	MW-7S	05/17/2021		31.1000	*	20.0000
Lithium, Total	ug/L	MW-7S	11/18/2021		31.8000	*	20.0000
Lithium, Total	ug/L	MW-7S	05/12/2022		31.6000	*	20.0000
Molybdenum, Total	ug/L	MW-10S	04/21/2016		155.0000	*	10.0000
Molybdenum, Total	ug/L	MW-10S	05/31/2016		174.0000	*	10.0000
Molybdenum, Total	ug/L	MW-10S	08/11/2016		204.0000	*	10.0000
Molybdenum, Total	ug/L	MW-10S	09/29/2016		223.0000	*	10.0000
Molybdenum, Total	ug/L	MW-10S	11/30/2016		202.0000	*	10.0000

* - Significantly increased over background.
** - Detect at limit for 100% NDs in background (NPPL only).
*** - Manual exclusion.
ND = Not Detected, Result = detection limit.

Table C-7

Historical Downgradient Data for Constituent-Well Combinations that Failed the Current Statistical Evaluation or are in Verification Resampling Mode

Constituent	Units	Well	Date		Result		Pred. Limit
Molybdenum, Total	ug/L	MW-10S	01/30/2017		198.0000	*	10.0000
Molybdenum, Total	ug/L	MW-10S	05/24/2017		188.0000	*	10.0000
Molybdenum, Total	ug/L	MW-10S	08/09/2017		182.0000	*	10.0000
Molybdenum, Total	ug/L	MW-10S	05/23/2018		168.0000	*	10.0000
Molybdenum, Total	ug/L	MW-10S	09/11/2018		185.0000	*	10.0000
Molybdenum, Total	ug/L	MW-10S	05/07/2019		86.2000	*	10.0000
Molybdenum, Total	ug/L	MW-10S	05/07/2020		98.6000	*	10.0000
Molybdenum, Total	ug/L	MW-10S	11/11/2020		90.0000	*	10.0000
Molybdenum, Total	ug/L	MW-10S	05/21/2021		91.8000	*	10.0000
Molybdenum, Total	ug/L	MW-10S	11/12/2021		77.6000	*	10.0000
Molybdenum, Total	ug/L	MW-10S	05/18/2022		60.3000	*	10.0000
Molybdenum, Total	ug/L	MW-11S	04/20/2016		181.0000	*	10.0000
Molybdenum, Total	ug/L	MW-11S	06/02/2016		218.0000	*	10.0000
Molybdenum, Total	ug/L	MW-11S	08/12/2016		256.0000	*	10.0000
Molybdenum, Total	ug/L	MW-11S	09/30/2016		266.0000	*	10.0000
Molybdenum, Total	ug/L	MW-11S	12/01/2016		334.0000	*	10.0000
Molybdenum, Total	ug/L	MW-11S	01/31/2017		224.0000	*	10.0000
Molybdenum, Total	ug/L	MW-11S	05/25/2017		248.0000	*	10.0000
Molybdenum, Total	ug/L	MW-11S	08/10/2017		268.0000	*	10.0000
Molybdenum, Total	ug/L	MW-11S	05/23/2018		269.0000	*	10.0000
Molybdenum, Total	ug/L	MW-11S	09/11/2018		242.0000	*	10.0000
Molybdenum, Total	ug/L	MW-11S	05/08/2019		147.0000	*	10.0000
Molybdenum, Total	ug/L	MW-11S	05/07/2020		118.0000	*	10.0000
Molybdenum, Total	ug/L	MW-11S	11/12/2020		74.0000	*	10.0000
Molybdenum, Total	ug/L	MW-11S	05/17/2021		69.3000	*	10.0000
Molybdenum, Total	ug/L	MW-11S	11/17/2021		75.2000	*	10.0000
Molybdenum, Total	ug/L	MW-11S	05/12/2022		75.5000	*	10.0000
Molybdenum, Total	ug/L	MW-12S	04/20/2016		118.0000	*	10.0000
Molybdenum, Total	ug/L	MW-12S	06/01/2016		138.0000	*	10.0000
Molybdenum, Total	ug/L	MW-12S	08/11/2016		136.0000	*	10.0000
Molybdenum, Total	ug/L	MW-12S	09/29/2016		123.0000	*	10.0000
Molybdenum, Total	ug/L	MW-12S	12/01/2016		154.0000	*	10.0000
Molybdenum, Total	ug/L	MW-12S	01/30/2017		98.5000	*	10.0000
Molybdenum, Total	ug/L	MW-12S	05/25/2017		104.0000	*	10.0000
Molybdenum, Total	ug/L	MW-12S	08/10/2017		83.2000	*	10.0000
Molybdenum, Total	ug/L	MW-12S	05/23/2018		51.5000	*	10.0000

* - Significantly increased over background.
** - Detect at limit for 100% NDs in background (NPPL only).
*** - Manual exclusion.
ND = Not Detected, Result = detection limit.

Table C-7

Historical Downgradient Data for Constituent-Well Combinations that Failed the Current Statistical Evaluation or are in Verification Resampling Mode

Constituent	Units	Well	Date		Result		Pred. Limit
Molybdenum, Total	ug/L	MW-12S	09/12/2018		77.0000	*	10.0000
Molybdenum, Total	ug/L	MW-12S	05/08/2019		42.4000	*	10.0000
Molybdenum, Total	ug/L	MW-12S	05/08/2020		50.4000	*	10.0000
Molybdenum, Total	ug/L	MW-12S	11/12/2020		63.8000	*	10.0000
Molybdenum, Total	ug/L	MW-12S	05/13/2021		69.5000	*	10.0000
Molybdenum, Total	ug/L	MW-12S	11/10/2021		33.8000	*	10.0000
Molybdenum, Total	ug/L	MW-12S	05/12/2022		21.9000	*	10.0000
Molybdenum, Total	ug/L	MW-1S	04/19/2016		32.6000	*	10.0000
Molybdenum, Total	ug/L	MW-1S	06/02/2016		71.7000	*	10.0000
Molybdenum, Total	ug/L	MW-1S	08/10/2016		91.3000	*	10.0000
Molybdenum, Total	ug/L	MW-1S	09/30/2016		71.5000	*	10.0000
Molybdenum, Total	ug/L	MW-1S	12/02/2016		68.1000	*	10.0000
Molybdenum, Total	ug/L	MW-1S	01/31/2017		41.0000	*	10.0000
Molybdenum, Total	ug/L	MW-1S	05/26/2017		36.1000	*	10.0000
Molybdenum, Total	ug/L	MW-1S	08/11/2017		67.9000	*	10.0000
Molybdenum, Total	ug/L	MW-1S	05/23/2018		57.4000	*	10.0000
Molybdenum, Total	ug/L	MW-1S	09/11/2018		33.1000	*	10.0000
Molybdenum, Total	ug/L	MW-1S	05/08/2019		15.1000	*	10.0000
Molybdenum, Total	ug/L	MW-1S	11/14/2019		55.4000	*	10.0000
Molybdenum, Total	ug/L	MW-1S	05/05/2020		39.1000	*	10.0000
Molybdenum, Total	ug/L	MW-1S	11/11/2020		55.1000	*	10.0000
Molybdenum, Total	ug/L	MW-1S	05/25/2021		19.1000	*	10.0000
Molybdenum, Total	ug/L	MW-1S	11/09/2021		24.4000	*	10.0000
Molybdenum, Total	ug/L	MW-1S	05/10/2022		24.8000	*	10.0000
Molybdenum, Total	ug/L	MW-2S	04/19/2016		69.2000	*	10.0000
Molybdenum, Total	ug/L	MW-2S	06/01/2016		72.2000	*	10.0000
Molybdenum, Total	ug/L	MW-2S	08/11/2016		62.0000	*	10.0000
Molybdenum, Total	ug/L	MW-2S	09/30/2016		48.5000	*	10.0000
Molybdenum, Total	ug/L	MW-2S	12/02/2016		21.7000	*	10.0000
Molybdenum, Total	ug/L	MW-2S	01/31/2017		60.2000	*	10.0000
Molybdenum, Total	ug/L	MW-2S	05/26/2017		58.5000	*	10.0000
Molybdenum, Total	ug/L	MW-2S	08/11/2017		59.1000	*	10.0000
Molybdenum, Total	ug/L	MW-2S	05/22/2018		19.3000	*	10.0000
Molybdenum, Total	ug/L	MW-2S	09/11/2018		15.8000	*	10.0000
Molybdenum, Total	ug/L	MW-2S	05/09/2019		10.3000	*	10.0000
Molybdenum, Total	ug/L	MW-2S	11/14/2019		11.8000	*	10.0000

* - Significantly increased over background.
** - Detect at limit for 100% NDs in background (NPPL only).
*** - Manual exclusion.
ND = Not Detected, Result = detection limit.

Table C-7

Historical Downgradient Data for Constituent-Well Combinations that Failed the Current Statistical Evaluation or are in Verification Resampling Mode

Constituent	Units	Well	Date		Result		Pred. Limit
Molybdenum, Total	ug/L	MW-2S	05/08/2020	ND	10.0000		10.0000
Molybdenum, Total	ug/L	MW-2S	11/11/2020	ND	10.0000		10.0000
Molybdenum, Total	ug/L	MW-2S	05/11/2021		13.9000	*	10.0000
Molybdenum, Total	ug/L	MW-2S	11/10/2021		10.9000	*	10.0000
Molybdenum, Total	ug/L	MW-2S	05/11/2022		13.4000	*	10.0000
Molybdenum, Total	ug/L	MW-3S	04/20/2016		54.5000	*	10.0000
Molybdenum, Total	ug/L	MW-3S	06/01/2016		68.6000	*	10.0000
Molybdenum, Total	ug/L	MW-3S	08/11/2016		48.7000	*	10.0000
Molybdenum, Total	ug/L	MW-3S	09/30/2016		41.3000	*	10.0000
Molybdenum, Total	ug/L	MW-3S	12/02/2016		39.0000	*	10.0000
Molybdenum, Total	ug/L	MW-3S	01/31/2017		45.6000	*	10.0000
Molybdenum, Total	ug/L	MW-3S	05/25/2017		43.3000	*	10.0000
Molybdenum, Total	ug/L	MW-3S	08/11/2017		49.9000	*	10.0000
Molybdenum, Total	ug/L	MW-3S	05/22/2018		39.3000	*	10.0000
Molybdenum, Total	ug/L	MW-3S	09/11/2018		38.4000	*	10.0000
Molybdenum, Total	ug/L	MW-3S	05/09/2019		38.9000	*	10.0000
Molybdenum, Total	ug/L	MW-3S	11/13/2019		64.2000	*	10.0000
Molybdenum, Total	ug/L	MW-3S	05/05/2020		61.7000	*	10.0000
Molybdenum, Total	ug/L	MW-3S	11/10/2020		77.4000	*	10.0000
Molybdenum, Total	ug/L	MW-3S	05/12/2021		56.0000	*	10.0000
Molybdenum, Total	ug/L	MW-3S	11/18/2021		47.0000	*	10.0000
Molybdenum, Total	ug/L	MW-3S	05/11/2022		52.6000	*	10.0000
Molybdenum, Total	ug/L	MW-6S	04/20/2016		93.6000	*	10.0000
Molybdenum, Total	ug/L	MW-6S	06/01/2016		101.0000	*	10.0000
Molybdenum, Total	ug/L	MW-6S	08/11/2016		116.0000	*	10.0000
Molybdenum, Total	ug/L	MW-6S	09/29/2016		119.0000	*	10.0000
Molybdenum, Total	ug/L	MW-6S	12/01/2016		127.0000	*	10.0000
Molybdenum, Total	ug/L	MW-6S	01/30/2017		104.0000	*	10.0000
Molybdenum, Total	ug/L	MW-6S	05/25/2017		77.9000	*	10.0000
Molybdenum, Total	ug/L	MW-6S	08/10/2017		85.9000	*	10.0000
Molybdenum, Total	ug/L	MW-6S	05/22/2018		80.1000	*	10.0000
Molybdenum, Total	ug/L	MW-6S	09/11/2018		143.0000	*	10.0000
Molybdenum, Total	ug/L	MW-6S	05/08/2019		39.6000	*	10.0000
Molybdenum, Total	ug/L	MW-6S	11/13/2019		144.0000	*	10.0000
Molybdenum, Total	ug/L	MW-6S	05/08/2020		90.7000	*	10.0000
Molybdenum, Total	ug/L	MW-6S	11/19/2020		164.0000	*	10.0000

* - Significantly increased over background.
** - Detect at limit for 100% NDs in background (NPPL only).
*** - Manual exclusion.
ND = Not Detected, Result = detection limit.

Table C-7

Historical Downgradient Data for Constituent-Well Combinations that Failed the Current Statistical Evaluation or are in Verification Resampling Mode

Constituent	Units	Well	Date		Result		Pred. Limit
Molybdenum, Total	ug/L	MW-6S	05/18/2021		138.0000	*	10.0000
Molybdenum, Total	ug/L	MW-6S	11/09/2021		161.0000	*	10.0000
Molybdenum, Total	ug/L	MW-6S	05/11/2022		81.4000	*	10.0000
Molybdenum, Total	ug/L	MW-7S	04/20/2016		130.0000	*	10.0000
Molybdenum, Total	ug/L	MW-7S	06/01/2016		195.0000	*	10.0000
Molybdenum, Total	ug/L	MW-7S	08/11/2016		202.0000	*	10.0000
Molybdenum, Total	ug/L	MW-7S	09/29/2016		189.0000	*	10.0000
Molybdenum, Total	ug/L	MW-7S	12/01/2016		194.0000	*	10.0000
Molybdenum, Total	ug/L	MW-7S	01/30/2017		183.0000	*	10.0000
Molybdenum, Total	ug/L	MW-7S	05/25/2017		187.0000	*	10.0000
Molybdenum, Total	ug/L	MW-7S	08/10/2017		192.0000	*	10.0000
Molybdenum, Total	ug/L	MW-7S	05/23/2018		195.0000	*	10.0000
Molybdenum, Total	ug/L	MW-7S	09/11/2018		121.0000	*	10.0000
Molybdenum, Total	ug/L	MW-7S	05/07/2019		39.2000	*	10.0000
Molybdenum, Total	ug/L	MW-7S	05/07/2020		42.2000	*	10.0000
Molybdenum, Total	ug/L	MW-7S	11/11/2020		45.6000	*	10.0000
Molybdenum, Total	ug/L	MW-7S	05/17/2021		39.9000	*	10.0000
Molybdenum, Total	ug/L	MW-7S	11/18/2021		72.9000	*	10.0000
Molybdenum, Total	ug/L	MW-7S	05/12/2022		45.6000	*	10.0000
Selenium, Total	ug/L	MW-10S	04/21/2016	ND	10.0000		1.0000
Selenium, Total	ug/L	MW-10S	05/31/2016	ND	10.0000		1.0000
Selenium, Total	ug/L	MW-10S	08/11/2016	ND	10.0000		1.0000
Selenium, Total	ug/L	MW-10S	09/29/2016	ND	10.0000		1.0000
Selenium, Total	ug/L	MW-10S	11/30/2016	ND	10.0000		1.0000
Selenium, Total	ug/L	MW-10S	01/30/2017	ND	10.0000		1.0000
Selenium, Total	ug/L	MW-10S	05/24/2017	ND	10.0000		1.0000
Selenium, Total	ug/L	MW-10S	08/09/2017	ND	10.0000		1.0000
Selenium, Total	ug/L	MW-10S	05/23/2018		2.8000	*	1.0000
Selenium, Total	ug/L	MW-10S	09/11/2018	ND	1.0000		1.0000
Selenium, Total	ug/L	MW-10S	05/07/2019		1.3000	*	1.0000
Selenium, Total	ug/L	MW-10S	05/07/2020		12.5000	*	1.0000
Selenium, Total	ug/L	MW-10S	11/11/2020		1.8000	*	1.0000
Selenium, Total	ug/L	MW-10S	05/21/2021		1.1000	*	1.0000
Selenium, Total	ug/L	MW-10S	11/12/2021		1.8000	*	1.0000
Selenium, Total	ug/L	MW-10S	05/18/2022		2.1000	*	1.0000
Selenium, Total	ug/L	MW-11S	04/20/2016	ND	10.0000		1.0000

* - Significantly increased over background.
** - Detect at limit for 100% NDs in background (NPPL only).
*** - Manual exclusion.
ND = Not Detected, Result = detection limit.

Table C-7

Historical Downgradient Data for Constituent-Well Combinations that Failed the Current Statistical Evaluation or are in Verification Resampling Mode

Constituent	Units	Well	Date		Result		Pred. Limit
Selenium, Total	ug/L	MW-11S	06/02/2016	ND	10.0000		1.0000
Selenium, Total	ug/L	MW-11S	08/12/2016	ND	10.0000		1.0000
Selenium, Total	ug/L	MW-11S	09/30/2016	ND	10.0000		1.0000
Selenium, Total	ug/L	MW-11S	12/01/2016	ND	10.0000		1.0000
Selenium, Total	ug/L	MW-11S	01/31/2017	ND	10.0000		1.0000
Selenium, Total	ug/L	MW-11S	05/25/2017	ND	10.0000		1.0000
Selenium, Total	ug/L	MW-11S	08/10/2017	ND	10.0000		1.0000
Selenium, Total	ug/L	MW-11S	05/23/2018		6.0000	*	1.0000
Selenium, Total	ug/L	MW-11S	09/11/2018		9.3000	*	1.0000
Selenium, Total	ug/L	MW-11S	05/08/2019		8.9000	*	1.0000
Selenium, Total	ug/L	MW-11S	05/07/2020		11.8000	*	1.0000
Selenium, Total	ug/L	MW-11S	11/12/2020		2.6000	*	1.0000
Selenium, Total	ug/L	MW-11S	05/17/2021		11.1000	*	1.0000
Selenium, Total	ug/L	MW-11S	11/17/2021		8.6000	*	1.0000
Selenium, Total	ug/L	MW-11S	05/12/2022		10.4000	*	1.0000
Selenium, Total	ug/L	MW-12S	04/20/2016	ND	10.0000		1.0000
Selenium, Total	ug/L	MW-12S	06/01/2016	ND	10.0000		1.0000
Selenium, Total	ug/L	MW-12S	08/11/2016	ND	10.0000		1.0000
Selenium, Total	ug/L	MW-12S	09/29/2016	ND	10.0000		1.0000
Selenium, Total	ug/L	MW-12S	12/01/2016	ND	10.0000		1.0000
Selenium, Total	ug/L	MW-12S	01/30/2017	ND	10.0000		1.0000
Selenium, Total	ug/L	MW-12S	05/25/2017	ND	10.0000		1.0000
Selenium, Total	ug/L	MW-12S	08/10/2017	ND	10.0000		1.0000
Selenium, Total	ug/L	MW-12S	05/23/2018	ND	1.0000		1.0000
Selenium, Total	ug/L	MW-12S	09/12/2018		2.0000	*	1.0000
Selenium, Total	ug/L	MW-12S	05/08/2019		30.3000	*	1.0000
Selenium, Total	ug/L	MW-12S	05/08/2020		41.6000	*	1.0000
Selenium, Total	ug/L	MW-12S	11/12/2020		16.7000	*	1.0000
Selenium, Total	ug/L	MW-12S	05/13/2021		12.4000	*	1.0000
Selenium, Total	ug/L	MW-12S	11/10/2021		15.3000	*	1.0000
Selenium, Total	ug/L	MW-12S	05/12/2022		16.2000	*	1.0000
Selenium, Total	ug/L	MW-1S	04/19/2016		16.8000	*	1.0000
Selenium, Total	ug/L	MW-1S	06/02/2016	ND	10.0000		1.0000
Selenium, Total	ug/L	MW-1S	08/10/2016		14.0000	*	1.0000
Selenium, Total	ug/L	MW-1S	09/30/2016	ND	10.0000		1.0000
Selenium, Total	ug/L	MW-1S	12/02/2016	ND	10.0000		1.0000

* - Significantly increased over background.
** - Detect at limit for 100% NDs in background (NPPL only).
*** - Manual exclusion.
ND = Not Detected, Result = detection limit.

Table C-7

Historical Downgradient Data for Constituent-Well Combinations that Failed the Current Statistical Evaluation or are in Verification Resampling Mode

Constituent	Units	Well	Date		Result		Pred. Limit
Selenium, Total	ug/L	MW-1S	01/31/2017		16.2000	*	1.0000
Selenium, Total	ug/L	MW-1S	05/26/2017		15.7000	*	1.0000
Selenium, Total	ug/L	MW-1S	08/11/2017		11.2000	*	1.0000
Selenium, Total	ug/L	MW-1S	05/23/2018		23.5000	*	1.0000
Selenium, Total	ug/L	MW-1S	09/11/2018		10.7000	*	1.0000
Selenium, Total	ug/L	MW-1S	05/08/2019		21.0000	*	1.0000
Selenium, Total	ug/L	MW-1S	11/14/2019		6.9000	*	1.0000
Selenium, Total	ug/L	MW-1S	05/05/2020		9.6000	*	1.0000
Selenium, Total	ug/L	MW-1S	11/11/2020		6.6000	*	1.0000
Selenium, Total	ug/L	MW-1S	05/25/2021		24.4000	*	1.0000
Selenium, Total	ug/L	MW-1S	11/09/2021		21.7000	*	1.0000
Selenium, Total	ug/L	MW-1S	05/10/2022		19.8000	*	1.0000
Selenium, Total	ug/L	MW-2S	04/19/2016	ND	10.0000		1.0000
Selenium, Total	ug/L	MW-2S	06/01/2016	ND	10.0000		1.0000
Selenium, Total	ug/L	MW-2S	08/11/2016	ND	10.0000		1.0000
Selenium, Total	ug/L	MW-2S	09/30/2016	ND	10.0000		1.0000
Selenium, Total	ug/L	MW-2S	12/02/2016	ND	10.0000		1.0000
Selenium, Total	ug/L	MW-2S	01/31/2017	ND	10.0000		1.0000
Selenium, Total	ug/L	MW-2S	05/26/2017	ND	10.0000		1.0000
Selenium, Total	ug/L	MW-2S	08/11/2017	ND	10.0000		1.0000
Selenium, Total	ug/L	MW-2S	05/22/2018		2.4000	*	1.0000
Selenium, Total	ug/L	MW-2S	09/11/2018		2.5000	*	1.0000
Selenium, Total	ug/L	MW-2S	05/09/2019		21.9000	*	1.0000
Selenium, Total	ug/L	MW-2S	11/14/2019		11.4000	*	1.0000
Selenium, Total	ug/L	MW-2S	05/08/2020		97.6000	*	1.0000
Selenium, Total	ug/L	MW-2S	11/11/2020		9.6000	*	1.0000
Selenium, Total	ug/L	MW-2S	05/11/2021		5.5000	*	1.0000
Selenium, Total	ug/L	MW-2S	11/10/2021		28.7000	*	1.0000
Selenium, Total	ug/L	MW-2S	05/11/2022		23.7000	*	1.0000
Selenium, Total	ug/L	MW-3S	04/20/2016	ND	10.0000		1.0000
Selenium, Total	ug/L	MW-3S	06/01/2016	ND	10.0000		1.0000
Selenium, Total	ug/L	MW-3S	08/11/2016	ND	10.0000		1.0000
Selenium, Total	ug/L	MW-3S	09/30/2016	ND	10.0000		1.0000
Selenium, Total	ug/L	MW-3S	12/02/2016	ND	10.0000		1.0000
Selenium, Total	ug/L	MW-3S	01/31/2017		10.7000	*	1.0000
Selenium, Total	ug/L	MW-3S	05/25/2017		13.9000	*	1.0000

* - Significantly increased over background.
** - Detect at limit for 100% NDs in background (NPPL only).
*** - Manual exclusion.
ND = Not Detected, Result = detection limit.

Table C-7

Historical Downgradient Data for Constituent-Well Combinations that Failed the Current Statistical Evaluation or are in Verification Resampling Mode

Constituent	Units	Well	Date		Result		Pred. Limit
Selenium, Total	ug/L	MW-3S	08/11/2017	ND	10.0000		1.0000
Selenium, Total	ug/L	MW-3S	05/22/2018		1.1000	*	1.0000
Selenium, Total	ug/L	MW-3S	09/11/2018	ND	1.0000		1.0000
Selenium, Total	ug/L	MW-3S	05/09/2019		8.1000	*	1.0000
Selenium, Total	ug/L	MW-3S	11/13/2019	ND	1.0000		1.0000
Selenium, Total	ug/L	MW-3S	05/05/2020	ND	1.0000		1.0000
Selenium, Total	ug/L	MW-3S	11/10/2020	ND	1.0000		1.0000
Selenium, Total	ug/L	MW-3S	05/12/2021	ND	1.0000		1.0000
Selenium, Total	ug/L	MW-3S	11/18/2021		5.9000	*	1.0000
Selenium, Total	ug/L	MW-3S	05/11/2022		17.9000	*	1.0000
Selenium, Total	ug/L	MW-6S	04/20/2016		15.5000	*	1.0000
Selenium, Total	ug/L	MW-6S	06/01/2016		12.4000	*	1.0000
Selenium, Total	ug/L	MW-6S	08/11/2016		11.0000	*	1.0000
Selenium, Total	ug/L	MW-6S	09/29/2016		12.0000	*	1.0000
Selenium, Total	ug/L	MW-6S	12/01/2016		12.9000	*	1.0000
Selenium, Total	ug/L	MW-6S	01/30/2017		14.0000	*	1.0000
Selenium, Total	ug/L	MW-6S	05/25/2017		12.3000	*	1.0000
Selenium, Total	ug/L	MW-6S	08/10/2017	ND	10.0000		1.0000
Selenium, Total	ug/L	MW-6S	05/22/2018		11.8000	*	1.0000
Selenium, Total	ug/L	MW-6S	09/11/2018		1.2000	*	1.0000
Selenium, Total	ug/L	MW-6S	05/08/2019		6.5000	*	1.0000
Selenium, Total	ug/L	MW-6S	11/13/2019		6.9000	*	1.0000
Selenium, Total	ug/L	MW-6S	05/08/2020		14.8000	*	1.0000
Selenium, Total	ug/L	MW-6S	11/19/2020		9.7000	*	1.0000
Selenium, Total	ug/L	MW-6S	05/18/2021		14.2000	*	1.0000
Selenium, Total	ug/L	MW-6S	11/09/2021		2.2000	*	1.0000
Selenium, Total	ug/L	MW-6S	05/11/2022		16.8000	*	1.0000
Selenium, Total	ug/L	MW-7S	04/20/2016	ND	10.0000		1.0000
Selenium, Total	ug/L	MW-7S	06/01/2016	ND	10.0000		1.0000
Selenium, Total	ug/L	MW-7S	08/11/2016	ND	10.0000		1.0000
Selenium, Total	ug/L	MW-7S	09/29/2016	ND	10.0000		1.0000
Selenium, Total	ug/L	MW-7S	12/01/2016	ND	10.0000		1.0000
Selenium, Total	ug/L	MW-7S	01/30/2017	ND	10.0000		1.0000
Selenium, Total	ug/L	MW-7S	05/25/2017	ND	10.0000		1.0000
Selenium, Total	ug/L	MW-7S	08/10/2017	ND	10.0000		1.0000
Selenium, Total	ug/L	MW-7S	05/23/2018		6.0000	*	1.0000

* - Significantly increased over background.
** - Detect at limit for 100% NDs in background (NPPL only).
*** - Manual exclusion.
ND = Not Detected, Result = detection limit.

Table C-7

Historical Downgradient Data for Constituent-Well Combinations that Failed the Current Statistical Evaluation or are in Verification Resampling Mode

Constituent	Units	Well	Date		Result		Pred. Limit
Selenium, Total	ug/L	MW-7S	09/11/2018		12.0000	*	1.0000
Selenium, Total	ug/L	MW-7S	05/07/2019		6.0000	*	1.0000
Selenium, Total	ug/L	MW-7S	05/07/2020		19.2000	*	1.0000
Selenium, Total	ug/L	MW-7S	11/11/2020		12.0000	*	1.0000
Selenium, Total	ug/L	MW-7S	05/17/2021		22.7000	*	1.0000
Selenium, Total	ug/L	MW-7S	11/18/2021		40.6000	*	1.0000
Selenium, Total	ug/L	MW-7S	05/12/2022		25.8000	*	1.0000

* - Significantly increased over background.
** - Detect at limit for 100% NDs in background (NPPL only).
*** - Manual exclusion.
ND = Not Detected, Result = detection limit.

False Positive and False Negative Rates for Current Upgradient vs. Downgradient Monitoring Program

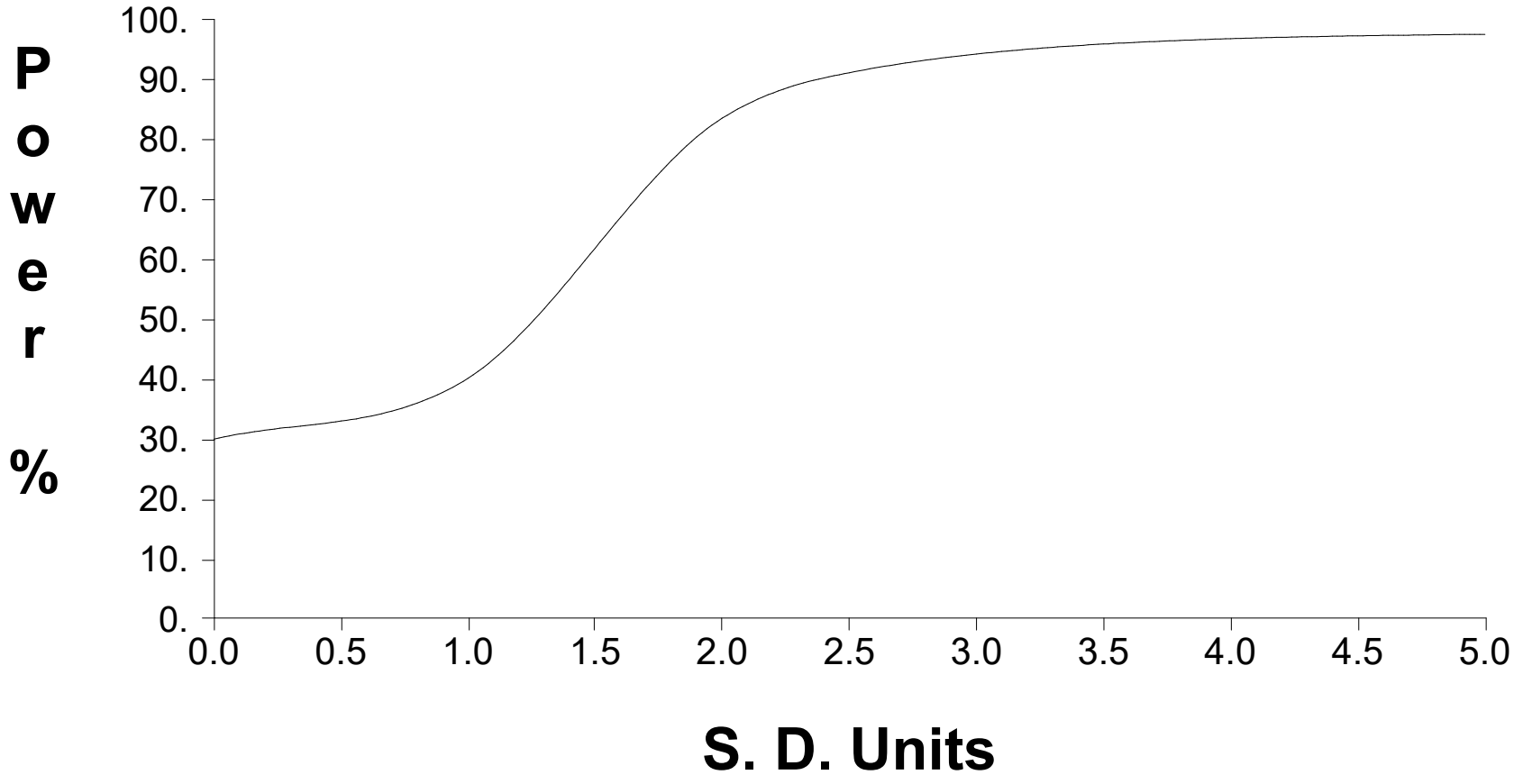

Table C-1

Upgradient Data

Constituent	Units	Well	Date		Result	Adjusted	
Antimony, Total	ug/L	MW-13I	08/08/2019	ND	1.0000		
Antimony, Total	ug/L	MW-13I	09/24/2019	ND	1.0000		
Antimony, Total	ug/L	MW-13I	05/07/2020	ND	6.0000	1.0000	**
Antimony, Total	ug/L	MW-13I	11/12/2020	ND	1.0000		
Antimony, Total	ug/L	MW-13I	02/25/2021	ND	1.0000		
Antimony, Total	ug/L	MW-13I	03/29/2021	ND	1.0000		
Antimony, Total	ug/L	MW-13I	05/20/2021	ND	1.0000		
Antimony, Total	ug/L	MW-13I	06/22/2021	ND	1.0000		
Antimony, Total	ug/L	MW-13I	07/27/2021	ND	1.0000		
Antimony, Total	ug/L	MW-13I	11/16/2021	ND	1.0000		
Antimony, Total	ug/L	MW-13I	05/19/2022	ND	1.0000		
Arsenic, Total	ug/L	MW-13I	08/08/2019	ND	1.0000		
Arsenic, Total	ug/L	MW-13I	09/24/2019	ND	1.0000		
Arsenic, Total	ug/L	MW-13I	05/07/2020	ND	10.0000	1.0000	**
Arsenic, Total	ug/L	MW-13I	11/12/2020		2.0000		
Arsenic, Total	ug/L	MW-13I	02/25/2021	ND	1.0000		
Arsenic, Total	ug/L	MW-13I	03/29/2021	ND	1.0000		
Arsenic, Total	ug/L	MW-13I	05/20/2021	ND	1.0000		
Arsenic, Total	ug/L	MW-13I	06/22/2021	ND	1.0000		
Arsenic, Total	ug/L	MW-13I	07/27/2021	ND	1.0000		
Arsenic, Total	ug/L	MW-13I	11/16/2021	ND	1.0000		
Arsenic, Total	ug/L	MW-13I	05/19/2022	ND	1.0000		
Barium, Total	ug/L	MW-13I	08/08/2019		36.0000		
Barium, Total	ug/L	MW-13I	09/24/2019		35.6000		
Barium, Total	ug/L	MW-13I	05/07/2020		38.1000		
Barium, Total	ug/L	MW-13I	11/12/2020		38.0000		
Barium, Total	ug/L	MW-13I	02/25/2021		42.2000		
Barium, Total	ug/L	MW-13I	03/29/2021		46.0000		
Barium, Total	ug/L	MW-13I	05/20/2021		42.4000		
Barium, Total	ug/L	MW-13I	06/22/2021		41.3000		
Barium, Total	ug/L	MW-13I	07/27/2021		43.6000		
Barium, Total	ug/L	MW-13I	11/16/2021		37.9000		
Barium, Total	ug/L	MW-13I	05/19/2022		44.0000		
Beryllium, Total	ug/L	MW-13I	08/08/2019	ND	0.2000		
Beryllium, Total	ug/L	MW-13I	09/24/2019	ND	0.2000		
Beryllium, Total	ug/L	MW-13I	05/07/2020	ND	4.0000	0.2000	**
Beryllium, Total	ug/L	MW-13I	11/12/2020	ND	0.2000		
Beryllium, Total	ug/L	MW-13I	02/25/2021	ND	0.2000		
Beryllium, Total	ug/L	MW-13I	03/29/2021	ND	0.2000		

* - Outlier for that well and constituent.
** - ND value replaced with median RL.
*** - ND value replaced with manual RL.
ND = Not detected, Result = detection limit.

Table C-1

Upgradient Data

Constituent	Units	Well	Date		Result	Adjusted	
Beryllium, Total	ug/L	MW-13I	05/20/2021	ND	0.2000		
Beryllium, Total	ug/L	MW-13I	06/22/2021	ND	0.2000		
Beryllium, Total	ug/L	MW-13I	07/27/2021	ND	0.2000		
Beryllium, Total	ug/L	MW-13I	05/19/2022	ND	0.2000		
Cadmium, Total	ug/L	MW-13I	08/08/2019	ND	2.0000		
Cadmium, Total	ug/L	MW-13I	09/24/2019	ND	2.0000		
Cadmium, Total	ug/L	MW-13I	05/07/2020	ND	2.0000		
Cadmium, Total	ug/L	MW-13I	11/12/2020	ND	2.0000		
Cadmium, Total	ug/L	MW-13I	02/25/2021	ND	2.0000		
Cadmium, Total	ug/L	MW-13I	03/29/2021	ND	2.0000		
Cadmium, Total	ug/L	MW-13I	05/20/2021	ND	2.0000		
Cadmium, Total	ug/L	MW-13I	06/22/2021	ND	2.0000		
Cadmium, Total	ug/L	MW-13I	07/27/2021	ND	2.0000		
Cadmium, Total	ug/L	MW-13I	05/19/2022	ND	2.0000		
Chromium, Total	ug/L	MW-13I	08/08/2019	ND	10.0000		
Chromium, Total	ug/L	MW-13I	09/24/2019	ND	10.0000		
Chromium, Total	ug/L	MW-13I	05/07/2020	ND	10.0000		
Chromium, Total	ug/L	MW-13I	11/12/2020	ND	10.0000		
Chromium, Total	ug/L	MW-13I	02/25/2021	ND	10.0000		
Chromium, Total	ug/L	MW-13I	03/29/2021	ND	10.0000		
Chromium, Total	ug/L	MW-13I	05/20/2021	ND	10.0000		
Chromium, Total	ug/L	MW-13I	06/22/2021	ND	10.0000		
Chromium, Total	ug/L	MW-13I	07/27/2021	ND	10.0000		
Chromium, Total	ug/L	MW-13I	05/19/2022	ND	10.0000		
Cobalt, Total	ug/L	MW-13I	08/08/2019	ND	1.0000		
Cobalt, Total	ug/L	MW-13I	09/24/2019	ND	1.0000		
Cobalt, Total	ug/L	MW-13I	05/07/2020	ND	10.0000	1.0000	**
Cobalt, Total	ug/L	MW-13I	11/12/2020		1.0000		
Cobalt, Total	ug/L	MW-13I	02/25/2021	ND	1.0000		
Cobalt, Total	ug/L	MW-13I	03/29/2021	ND	1.0000		
Cobalt, Total	ug/L	MW-13I	05/20/2021	ND	1.0000		
Cobalt, Total	ug/L	MW-13I	06/22/2021	ND	1.0000		
Cobalt, Total	ug/L	MW-13I	07/27/2021	ND	1.0000		
Cobalt, Total	ug/L	MW-13I	11/16/2021	ND	1.0000		
Cobalt, Total	ug/L	MW-13I	05/19/2022	ND	1.0000		
Fluoride	mg/L	MW-13I	08/08/2019	ND	0.1000		
Fluoride	mg/L	MW-13I	09/24/2019	ND	0.1000		
Fluoride	mg/L	MW-13I	05/07/2020	ND	0.1000		
Fluoride	mg/L	MW-13I	11/12/2020	ND	0.1000		

* - Outlier for that well and constituent.
** - ND value replaced with median RL.
*** - ND value replaced with manual RL.
ND = Not detected, Result = detection limit.

Table C-1

Upgradient Data

Constituent	Units	Well	Date		Result	Adjusted	
Fluoride	mg/L	MW-13I	02/25/2021	ND	0.1000		
Fluoride	mg/L	MW-13I	03/29/2021	ND	0.1000		
Fluoride	mg/L	MW-13I	05/20/2021	ND	0.1000		
Fluoride	mg/L	MW-13I	06/22/2021	ND	0.1000		
Fluoride	mg/L	MW-13I	07/27/2021	ND	0.1000		
Fluoride	mg/L	MW-13I	11/16/2021	ND	0.1000		
Fluoride	mg/L	MW-13I	05/19/2022	ND	0.1000		
Lead, Total	ug/L	MW-13I	08/08/2019	ND	10.0000		
Lead, Total	ug/L	MW-13I	09/24/2019	ND	10.0000		
Lead, Total	ug/L	MW-13I	05/07/2020	ND	10.0000		
Lead, Total	ug/L	MW-13I	11/12/2020	ND	10.0000		
Lead, Total	ug/L	MW-13I	02/25/2021	ND	10.0000		
Lead, Total	ug/L	MW-13I	03/29/2021	ND	10.0000		
Lead, Total	ug/L	MW-13I	05/20/2021	ND	10.0000		
Lead, Total	ug/L	MW-13I	06/22/2021	ND	10.0000		
Lead, Total	ug/L	MW-13I	07/27/2021	ND	10.0000		
Lead, Total	ug/L	MW-13I	05/19/2022	ND	10.0000		
Lithium, Total	ug/L	MW-13I	08/08/2019	ND	20.0000		
Lithium, Total	ug/L	MW-13I	09/24/2019	ND	20.0000		
Lithium, Total	ug/L	MW-13I	05/07/2020	ND	20.0000		
Lithium, Total	ug/L	MW-13I	11/12/2020	ND	20.0000		
Lithium, Total	ug/L	MW-13I	02/25/2021	ND	20.0000		
Lithium, Total	ug/L	MW-13I	03/29/2021	ND	20.0000		
Lithium, Total	ug/L	MW-13I	05/20/2021	ND	20.0000		
Lithium, Total	ug/L	MW-13I	06/22/2021	ND	20.0000		
Lithium, Total	ug/L	MW-13I	07/27/2021	ND	20.0000		
Lithium, Total	ug/L	MW-13I	11/16/2021	ND	20.0000		
Lithium, Total	ug/L	MW-13I	05/19/2022	ND	20.0000		
Mercury	ug/L	MW-13I	08/08/2019	ND	2.0000		
Mercury	ug/L	MW-13I	09/24/2019	ND	2.0000		
Mercury	ug/L	MW-13I	11/12/2020	ND	2.0000		
Mercury	ug/L	MW-13I	02/25/2021	ND	2.0000		
Mercury	ug/L	MW-13I	03/29/2021	ND	2.0000		
Mercury	ug/L	MW-13I	05/20/2021	ND	2.0000		
Mercury	ug/L	MW-13I	06/22/2021	ND	2.0000		
Mercury	ug/L	MW-13I	07/27/2021	ND	2.0000		
Mercury	ug/L	MW-13I	05/19/2022	ND	0.2000	2.0000	**
Molybdenum, Total	ug/L	MW-13I	08/08/2019	ND	10.0000		
Molybdenum, Total	ug/L	MW-13I	09/24/2019	ND	10.0000		

* - Outlier for that well and constituent.
** - ND value replaced with median RL.
*** - ND value replaced with manual RL.
ND = Not detected, Result = detection limit.

Table C-1

Upgradient Data

Constituent	Units	Well	Date		Result	Adjusted	
Molybdenum, Total	ug/L	MW-13I	05/07/2020	ND	10.0000		
Molybdenum, Total	ug/L	MW-13I	11/12/2020	ND	10.0000		
Molybdenum, Total	ug/L	MW-13I	02/25/2021	ND	10.0000		
Molybdenum, Total	ug/L	MW-13I	03/29/2021	ND	10.0000		
Molybdenum, Total	ug/L	MW-13I	05/20/2021	ND	10.0000		
Molybdenum, Total	ug/L	MW-13I	06/22/2021	ND	10.0000		
Molybdenum, Total	ug/L	MW-13I	07/27/2021	ND	10.0000		
Molybdenum, Total	ug/L	MW-13I	11/16/2021	ND	10.0000		
Molybdenum, Total	ug/L	MW-13I	05/19/2022	ND	10.0000		
Selenium, Total	ug/L	MW-13I	08/08/2019	ND	1.0000		
Selenium, Total	ug/L	MW-13I	09/24/2019	ND	1.0000		
Selenium, Total	ug/L	MW-13I	05/07/2020	ND	10.0000	1.0000	**
Selenium, Total	ug/L	MW-13I	11/12/2020	ND	1.0000		
Selenium, Total	ug/L	MW-13I	02/25/2021	ND	1.0000		
Selenium, Total	ug/L	MW-13I	03/29/2021	ND	1.0000		
Selenium, Total	ug/L	MW-13I	05/20/2021	ND	1.0000		
Selenium, Total	ug/L	MW-13I	06/22/2021	ND	1.0000		
Selenium, Total	ug/L	MW-13I	07/27/2021	ND	1.0000		
Selenium, Total	ug/L	MW-13I	11/16/2021	ND	1.0000		
Selenium, Total	ug/L	MW-13I	05/19/2022	ND	1.0000		
Thallium, Total	ug/L	MW-13I	08/08/2019	ND	1.0000		
Thallium, Total	ug/L	MW-13I	09/24/2019	ND	1.0000		
Thallium, Total	ug/L	MW-13I	05/07/2020	ND	10.0000	1.0000	**
Thallium, Total	ug/L	MW-13I	11/12/2020	ND	1.0000		
Thallium, Total	ug/L	MW-13I	02/25/2021	ND	1.0000		
Thallium, Total	ug/L	MW-13I	03/29/2021	ND	1.0000		
Thallium, Total	ug/L	MW-13I	05/20/2021	ND	1.0000		
Thallium, Total	ug/L	MW-13I	06/22/2021	ND	1.0000		
Thallium, Total	ug/L	MW-13I	07/27/2021	ND	1.0000		
Thallium, Total	ug/L	MW-13I	05/19/2022	ND	1.0000		
Total Radium	pCi/L	MW-13I	08/08/2019		0.8760		
Total Radium	pCi/L	MW-13I	09/24/2019		1.1500		
Total Radium	pCi/L	MW-13I	11/12/2020		0.7030		
Total Radium	pCi/L	MW-13I	02/25/2021		1.0800		
Total Radium	pCi/L	MW-13I	03/29/2021	ND	1.4900		
Total Radium	pCi/L	MW-13I	05/20/2021	ND	2.0100	1.4900	**
Total Radium	pCi/L	MW-13I	06/22/2021		0.8170		
Total Radium	pCi/L	MW-13I	07/27/2021	ND	1.3500	1.4900	**
Total Radium	pCi/L	MW-13I	11/16/2021		0.5810		

* - Outlier for that well and constituent.
** - ND value replaced with median RL.
*** - ND value replaced with manual RL.
ND = Not detected, Result = detection limit.

Table C-1

Upgradient Data

Constituent	Units	Well	Date		Result	Adjusted	
Total Radium	pCi/L	MW-13I	05/19/2022		1.2800		

* - Outlier for that well and constituent.
** - ND value replaced with median RL.
*** - ND value replaced with manual RL.
ND = Not detected, Result = detection limit.

Table C-2

Most Current Downgradient Monitoring Data

Constituent	Units	Well	Date		Result		Pred. Limit
Antimony, Total	ug/L	MW-11I	05/12/2022	ND	1.0000		1.0000
Antimony, Total	ug/L	MW-1I	05/10/2022	ND	1.0000		1.0000
Antimony, Total	ug/L	MW-2I	05/11/2022	ND	1.0000		1.0000
Antimony, Total	ug/L	MW-3I	05/11/2022	ND	1.0000		1.0000
Antimony, Total	ug/L	MW-6I	05/11/2022	ND	1.0000		1.0000
Arsenic, Total	ug/L	MW-11I	05/12/2022	ND	1.0000		2.0000
Arsenic, Total	ug/L	MW-1I	05/10/2022	ND	1.0000		2.0000
Arsenic, Total	ug/L	MW-2I	05/11/2022	ND	1.0000	**	2.0000
Arsenic, Total	ug/L	MW-3I	05/11/2022	ND	1.0000		2.0000
Arsenic, Total	ug/L	MW-6I	05/11/2022	ND	1.0000		2.0000
Barium, Total	ug/L	MW-11I	05/12/2022		50.3000	**	50.5561
Barium, Total	ug/L	MW-1I	05/10/2022		54.1000	*	50.5561
Barium, Total	ug/L	MW-2I	05/11/2022		67.9000	***	50.5561
Barium, Total	ug/L	MW-3I	05/11/2022		93.3000	***	50.5561
Barium, Total	ug/L	MW-6I	05/11/2022		62.6000	***	50.5561
Beryllium, Total	ug/L	MW-11I	05/12/2022	ND	0.2000		0.2000
Beryllium, Total	ug/L	MW-1I	05/10/2022	ND	0.2000		0.2000
Beryllium, Total	ug/L	MW-2I	05/11/2022	ND	0.2000		0.2000
Beryllium, Total	ug/L	MW-3I	05/11/2022	ND	0.2000		0.2000
Beryllium, Total	ug/L	MW-6I	05/11/2022	ND	0.2000		0.2000
Cadmium, Total	ug/L	MW-11I	05/12/2022	ND	2.0000		2.0000
Cadmium, Total	ug/L	MW-1I	05/10/2022	ND	2.0000		2.0000
Cadmium, Total	ug/L	MW-2I	05/11/2022	ND	2.0000		2.0000
Cadmium, Total	ug/L	MW-3I	05/11/2022	ND	2.0000		2.0000
Cadmium, Total	ug/L	MW-6I	05/11/2022	ND	2.0000		2.0000
Chromium, Total	ug/L	MW-11I	05/12/2022	ND	10.0000		10.0000
Chromium, Total	ug/L	MW-1I	05/10/2022	ND	10.0000		10.0000
Chromium, Total	ug/L	MW-2I	05/11/2022	ND	10.0000		10.0000
Chromium, Total	ug/L	MW-3I	05/11/2022	ND	10.0000		10.0000
Chromium, Total	ug/L	MW-6I	05/11/2022	ND	10.0000		10.0000
Cobalt, Total	ug/L	MW-11I	05/12/2022	ND	1.0000		1.0000
Cobalt, Total	ug/L	MW-1I	05/10/2022	ND	1.0000		1.0000
Cobalt, Total	ug/L	MW-2I	05/11/2022	ND	1.0000		1.0000
Cobalt, Total	ug/L	MW-3I	05/11/2022	ND	1.0000		1.0000
Cobalt, Total	ug/L	MW-6I	05/11/2022	ND	1.0000		1.0000
Fluoride	mg/L	MW-11I	05/12/2022		0.4400	***	0.1000
Fluoride	mg/L	MW-1I	05/10/2022		0.2900	***	0.1000

* - Current value failed - awaiting verification.
** - Current value passed - previous exceedance not verified.
*** - Current value failed - exceedance verified.
**** - Current value passed - awaiting one more verification.
***** - Insufficient background data to compute prediction limit.
ND = Not Detected, Result = detection limit.

Table C-2

Most Current Downgradient Monitoring Data

Constituent	Units	Well	Date		Result		Pred. Limit
Fluoride	mg/L	MW-2I	05/11/2022		0.2700	***	0.1000
Fluoride	mg/L	MW-3I	05/11/2022		0.3200	***	0.1000
Fluoride	mg/L	MW-6I	05/11/2022		0.3500	***	0.1000
Lead, Total	ug/L	MW-11I	05/12/2022	ND	10.0000		10.0000
Lead, Total	ug/L	MW-1I	05/10/2022	ND	10.0000		10.0000
Lead, Total	ug/L	MW-2I	05/11/2022	ND	10.0000		10.0000
Lead, Total	ug/L	MW-3I	05/11/2022	ND	10.0000		10.0000
Lead, Total	ug/L	MW-6I	05/11/2022	ND	10.0000		10.0000
Lithium, Total	ug/L	MW-11I	05/12/2022		102.0000	***	20.0000
Lithium, Total	ug/L	MW-1I	05/10/2022		86.9000	***	20.0000
Lithium, Total	ug/L	MW-2I	05/11/2022		47.4000	***	20.0000
Lithium, Total	ug/L	MW-3I	05/11/2022		20.9000	***	20.0000
Lithium, Total	ug/L	MW-6I	05/11/2022		113.0000	***	20.0000
Mercury	ug/L	MW-11I	05/12/2022	ND	0.2000		2.0000
Mercury	ug/L	MW-1I	05/10/2022	ND	0.2000		2.0000
Mercury	ug/L	MW-2I	05/11/2022	ND	0.2000		2.0000
Mercury	ug/L	MW-3I	05/11/2022	ND	0.2000		2.0000
Mercury	ug/L	MW-6I	05/11/2022	ND	0.2000		2.0000
Molybdenum, Total	ug/L	MW-11I	05/12/2022		148.0000	***	10.0000
Molybdenum, Total	ug/L	MW-1I	05/10/2022		96.3000	***	10.0000
Molybdenum, Total	ug/L	MW-2I	05/11/2022		65.4000	***	10.0000
Molybdenum, Total	ug/L	MW-3I	05/11/2022		60.0000	***	10.0000
Molybdenum, Total	ug/L	MW-6I	05/11/2022		209.0000	***	10.0000
Selenium, Total	ug/L	MW-11I	05/12/2022	ND	1.0000		1.0000
Selenium, Total	ug/L	MW-1I	05/10/2022	ND	1.0000		1.0000
Selenium, Total	ug/L	MW-2I	05/11/2022	ND	1.0000		1.0000
Selenium, Total	ug/L	MW-3I	05/11/2022	ND	1.0000		1.0000
Selenium, Total	ug/L	MW-6I	05/11/2022	ND	1.0000		1.0000
Thallium, Total	ug/L	MW-11I	05/12/2022	ND	1.0000		1.0000
Thallium, Total	ug/L	MW-1I	05/10/2022	ND	1.0000		1.0000
Thallium, Total	ug/L	MW-2I	05/11/2022	ND	1.0000		1.0000
Thallium, Total	ug/L	MW-3I	05/11/2022	ND	1.0000		1.0000
Thallium, Total	ug/L	MW-6I	05/11/2022	ND	1.0000		1.0000
Total Radium	pCi/L	MW-11I	05/12/2022		1.4400		2.1133
Total Radium	pCi/L	MW-1I	05/10/2022		1.1600		2.1133
Total Radium	pCi/L	MW-2I	05/11/2022		2.3800	*	2.1133
Total Radium	pCi/L	MW-3I	05/11/2022		1.3800		2.1133

* - Current value failed - awaiting verification.
** - Current value passed - previous exceedance not verified.
*** - Current value failed - exceedance verified.
**** - Current value passed - awaiting one more verification.
***** - Insufficient background data to compute prediction limit.
ND = Not Detected, Result = detection limit.

Table C-2

Most Current Downgradient Monitoring Data

Constituent	Units	Well	Date		Result		Pred. Limit
Total Radium	pCi/L	MW-6I	05/11/2022		1.3800		2.1133

* - Current value failed - awaiting verification.
** - Current value passed - previous exceedance not verified.
*** - Current value failed - exceedance verified.
**** - Current value passed - awaiting one more verification.
***** - Insufficient background data to compute prediction limit.
ND = Not Detected, Result = detection limit.

Table C-3

Detection Frequencies in Upgradient and Downgradient Wells

Constituent	Upgradient Detect	Upgradient N	Upgradient Proportion	Downgradient Detect	Downgradient N	Downgradient Proportion
Antimony, Total	0	11	0.000	0	85	0.000
Arsenic, Total	1	11	0.091	5	85	0.059
Barium, Total	11	11	1.000	85	85	1.000
Beryllium, Total	0	10	0.000	0	65	0.000
Cadmium, Total	0	10	0.000	0	65	0.000
Chromium, Total	0	10	0.000	0	65	0.000
Cobalt, Total	1	11	0.091	0	85	0.000
Fluoride	0	11	0.000	90	90	1.000
Lead, Total	0	10	0.000	0	65	0.000
Lithium, Total	0	11	0.000	82	85	0.965
Mercury	0	9	0.000	0	65	0.000
Molybdenum, Total	0	11	0.000	85	85	1.000
Selenium, Total	0	11	0.000	0	85	0.000
Thallium, Total	0	10	0.000	0	65	0.000
Total Radium	7	10	0.700	76	85	0.894

N = Total number of measurements in all wells.
Detect = Total number of detections in all wells.
Proportion = Detect/N.

Table C-4

Shapiro-Wilk Multiple Group Test of Normality

Constituent	Detect	N	Detect Freq	G raw	G log	G cbrt	G sqrt	G sqr	G cub	Crit Value	Dist Form	Model Type
Antimony, Total	0	11	0.000	3.485	3.485					2.326	non-norm	nonpar
Arsenic, Total	1	11	0.091	3.485	3.485					2.326	non-norm	nonpar
Barium, Total	11	11	1.000	0.202	0.259					2.326	normal	normal
Beryllium, Total	0	10	0.000	3.262	3.262					2.326	non-norm	nonpar
Cadmium, Total	0	10	0.000	3.262	3.262					2.326	non-norm	nonpar
Chromium, Total	0	10	0.000	3.262	3.262					2.326	non-norm	nonpar
Cobalt, Total	1	11	0.091	3.485	3.485					2.326	non-norm	nonpar
Fluoride	0	11	0.000	3.485	3.485					2.326	non-norm	nonpar
Lead, Total	0	10	0.000	3.262	3.262					2.326	non-norm	nonpar
Lithium, Total	0	11	0.000	3.485	3.485					2.326	non-norm	nonpar
Mercury	0	9	0.000	2.968	2.968					2.326	non-norm	nonpar
Molybdenum, Total	0	11	0.000	3.485	3.485					2.326	non-norm	nonpar
Selenium, Total	0	11	0.000	3.485	3.485					2.326	non-norm	nonpar
Thallium, Total	0	10	0.000	3.262	3.262					2.326	non-norm	nonpar
Total Radium	7	10	0.700	0.610	0.590					2.326	normal	normal

* - Distribution override for that constituent.
Fit to distribution is confirmed if G <= critical value.
Model type may not match distributional form when detection frequency < 50%.

Table C-5

Summary Statistics and Prediction Limits

Constituent	Units	Detect	N	Mean	SD	alpha	Factor	Pred Limit	Type		Conf
Antimony, Total	ug/L	0	11					1.0000	nonpar	***	0.94
Arsenic, Total	ug/L	1	11					2.0000	nonpar		0.94
Barium, Total	ug/L	11	11	40.4636	3.4966	0.0100	2.8863	50.5561	normal		
Beryllium, Total	ug/L	0	10					0.2000	nonpar	***	0.93
Cadmium, Total	ug/L	0	10					2.0000	nonpar	***	0.93
Chromium, Total	ug/L	0	10					10.0000	nonpar	***	0.93
Cobalt, Total	ug/L	1	11					1.0000	nonpar	***	0.94
Fluoride	mg/L	0	11					0.1000	nonpar	***	0.94
Lead, Total	ug/L	0	10					10.0000	nonpar	***	0.93
Lithium, Total	ug/L	0	11					20.0000	nonpar	***	0.94
Mercury	ug/L	0	9					2.0000	nonpar	***	0.92
Molybdenum, Total	ug/L	0	11					10.0000	nonpar	***	0.94
Selenium, Total	ug/L	0	11					1.0000	nonpar	***	0.94
Thallium, Total	ug/L	0	10					1.0000	nonpar	***	0.93
Total Radium	pCi/L	7	10	0.6487	0.4950	0.0100	2.9590	2.1133	normal		

Conf = confidence level for passing initial test or one verification resample at all downgradient wells for a single constituent (nonparametric test only).
* - Insufficient Data.
** - Calculated limit raised to Manual Reporting Limit.
*** - Nonparametric limit based on ND value.
For transformed data, mean and SD in transformed units and prediction limit in original units.
All sample sizes and statistics are based on outlier free data.
For nonparametric limits, median reporting limits are substituted for extreme reporting limit values.

Table C-6

Dixon's Test Outliers
1% Significance Level

Constituent	Units	Well	Date	Result	ND Qualifier	Date Range	N	Critical Value

N = Total number of independent measurements in background at each well.
Date Range = Dates of the first and last measurements included in background at each well.
Critical Value depends on the significance level and on N-1 when the two most extreme values are tested or N for the most extreme value.

Table C-7

Historical Downgradient Data for Constituent-Well Combinations that Failed the Current Statistical Evaluation or are in Verification Resampling Mode

Constituent	Units	Well	Date		Result		Pred. Limit
Arsenic, Total	ug/L	MW-2I	04/19/2016	ND	10.0000		2.0000
Arsenic, Total	ug/L	MW-2I	06/01/2016	ND	10.0000		2.0000
Arsenic, Total	ug/L	MW-2I	08/11/2016	ND	10.0000		2.0000
Arsenic, Total	ug/L	MW-2I	09/30/2016	ND	10.0000		2.0000
Arsenic, Total	ug/L	MW-2I	12/02/2016	ND	10.0000		2.0000
Arsenic, Total	ug/L	MW-2I	01/31/2017	ND	10.0000		2.0000
Arsenic, Total	ug/L	MW-2I	05/26/2017	ND	10.0000		2.0000
Arsenic, Total	ug/L	MW-2I	08/11/2017	ND	10.0000		2.0000
Arsenic, Total	ug/L	MW-2I	05/22/2018	ND	1.0000		2.0000
Arsenic, Total	ug/L	MW-2I	09/11/2018	ND	1.0000		2.0000
Arsenic, Total	ug/L	MW-2I	05/09/2019	ND	1.0000		2.0000
Arsenic, Total	ug/L	MW-2I	11/13/2019	ND	1.0000		2.0000
Arsenic, Total	ug/L	MW-2I	05/05/2020	ND	1.0000		2.0000
Arsenic, Total	ug/L	MW-2I	11/11/2020	ND	1.0000		2.0000
Arsenic, Total	ug/L	MW-2I	05/11/2021	ND	1.0000		2.0000
Arsenic, Total	ug/L	MW-2I	11/10/2021		3.5000	*	2.0000
Arsenic, Total	ug/L	MW-2I	05/11/2022	ND	1.0000		2.0000
Barium, Total	ug/L	MW-11I	04/20/2016		72.6000	*	50.5561
Barium, Total	ug/L	MW-11I	06/02/2016		68.4000	*	50.5561
Barium, Total	ug/L	MW-11I	08/12/2016		69.2000	*	50.5561
Barium, Total	ug/L	MW-11I	09/30/2016		67.5000	*	50.5561
Barium, Total	ug/L	MW-11I	12/01/2016		74.8000	*	50.5561
Barium, Total	ug/L	MW-11I	01/31/2017		65.3000	*	50.5561
Barium, Total	ug/L	MW-11I	05/25/2017		71.5000	*	50.5561
Barium, Total	ug/L	MW-11I	08/10/2017		65.1000	*	50.5561
Barium, Total	ug/L	MW-11I	05/22/2018		66.1000	*	50.5561
Barium, Total	ug/L	MW-11I	09/12/2018		72.6000	*	50.5561
Barium, Total	ug/L	MW-11I	05/08/2019		65.1000	*	50.5561
Barium, Total	ug/L	MW-11I	11/14/2019		64.1000	*	50.5561
Barium, Total	ug/L	MW-11I	05/07/2020		55.8000	*	50.5561
Barium, Total	ug/L	MW-11I	11/12/2020		43.0000		50.5561
Barium, Total	ug/L	MW-11I	05/17/2021		53.0000	*	50.5561
Barium, Total	ug/L	MW-11I	11/17/2021		62.3000	*	50.5561
Barium, Total	ug/L	MW-11I	05/12/2022		50.3000		50.5561
Barium, Total	ug/L	MW-1I	04/19/2016		52.8000	*	50.5561
Barium, Total	ug/L	MW-1I	06/02/2016		50.4000		50.5561

* - Significantly increased over background.
** - Detect at limit for 100% NDs in background (NPPL only).
*** - Manual exclusion.
ND = Not Detected, Result = detection limit.

Table C-7

Historical Downgradient Data for Constituent-Well Combinations that Failed the Current Statistical Evaluation or are in Verification Resampling Mode

Constituent	Units	Well	Date		Result		Pred. Limit
Barium, Total	ug/L	MW-1I	08/10/2016		54.4000	*	50.5561
Barium, Total	ug/L	MW-1I	09/30/2016		56.2000	*	50.5561
Barium, Total	ug/L	MW-1I	12/02/2016		60.0000	*	50.5561
Barium, Total	ug/L	MW-1I	01/31/2017		52.0000	*	50.5561
Barium, Total	ug/L	MW-1I	05/26/2017		49.8000		50.5561
Barium, Total	ug/L	MW-1I	08/11/2017		56.5000	*	50.5561
Barium, Total	ug/L	MW-1I	05/23/2018		75.6000	*	50.5561
Barium, Total	ug/L	MW-1I	09/11/2018		65.7000	*	50.5561
Barium, Total	ug/L	MW-1I	05/08/2019		59.4000	*	50.5561
Barium, Total	ug/L	MW-1I	11/14/2019		57.6000	*	50.5561
Barium, Total	ug/L	MW-1I	05/05/2020		55.0000	*	50.5561
Barium, Total	ug/L	MW-1I	11/11/2020		55.2000	*	50.5561
Barium, Total	ug/L	MW-1I	05/25/2021		55.4000	*	50.5561
Barium, Total	ug/L	MW-1I	11/09/2021		50.4000		50.5561
Barium, Total	ug/L	MW-1I	05/10/2022		54.1000	*	50.5561
Barium, Total	ug/L	MW-2I	04/19/2016		76.3000	*	50.5561
Barium, Total	ug/L	MW-2I	06/01/2016		61.9000	*	50.5561
Barium, Total	ug/L	MW-2I	08/11/2016		65.0000	*	50.5561
Barium, Total	ug/L	MW-2I	09/30/2016		59.7000	*	50.5561
Barium, Total	ug/L	MW-2I	12/02/2016		66.5000	*	50.5561
Barium, Total	ug/L	MW-2I	01/31/2017		74.4000	*	50.5561
Barium, Total	ug/L	MW-2I	05/26/2017		82.4000	*	50.5561
Barium, Total	ug/L	MW-2I	08/11/2017		85.2000	*	50.5561
Barium, Total	ug/L	MW-2I	05/22/2018		64.6000	*	50.5561
Barium, Total	ug/L	MW-2I	09/11/2018		53.7000	*	50.5561
Barium, Total	ug/L	MW-2I	05/09/2019		61.8000	*	50.5561
Barium, Total	ug/L	MW-2I	11/13/2019		65.2000	*	50.5561
Barium, Total	ug/L	MW-2I	05/05/2020		60.1000	*	50.5561
Barium, Total	ug/L	MW-2I	11/11/2020		69.2000	*	50.5561
Barium, Total	ug/L	MW-2I	05/11/2021		82.3000	*	50.5561
Barium, Total	ug/L	MW-2I	11/10/2021		69.3000	*	50.5561
Barium, Total	ug/L	MW-2I	05/11/2022		67.9000	*	50.5561
Barium, Total	ug/L	MW-3I	04/20/2016		73.9000	*	50.5561
Barium, Total	ug/L	MW-3I	06/01/2016		72.2000	*	50.5561
Barium, Total	ug/L	MW-3I	08/11/2016		72.7000	*	50.5561
Barium, Total	ug/L	MW-3I	09/30/2016		76.8000	*	50.5561

* - Significantly increased over background.
** - Detect at limit for 100% NDs in background (NPPL only).
*** - Manual exclusion.
ND = Not Detected, Result = detection limit.

Table C-7

Historical Downgradient Data for Constituent-Well Combinations that Failed the Current Statistical Evaluation or are in Verification Resampling Mode

Constituent	Units	Well	Date		Result		Pred. Limit
Barium, Total	ug/L	MW-3I	12/02/2016		76.5000	*	50.5561
Barium, Total	ug/L	MW-3I	01/31/2017		71.3000	*	50.5561
Barium, Total	ug/L	MW-3I	05/25/2017		66.8000	*	50.5561
Barium, Total	ug/L	MW-3I	08/11/2017		71.3000	*	50.5561
Barium, Total	ug/L	MW-3I	05/22/2018		63.8000	*	50.5561
Barium, Total	ug/L	MW-3I	09/11/2018		53.9000	*	50.5561
Barium, Total	ug/L	MW-3I	05/09/2019		58.2000	*	50.5561
Barium, Total	ug/L	MW-3I	11/13/2019		51.8000	*	50.5561
Barium, Total	ug/L	MW-3I	05/05/2020		56.7000	*	50.5561
Barium, Total	ug/L	MW-3I	11/11/2020		60.0000	*	50.5561
Barium, Total	ug/L	MW-3I	05/11/2021		91.1000	*	50.5561
Barium, Total	ug/L	MW-3I	11/18/2021		93.9000	*	50.5561
Barium, Total	ug/L	MW-3I	05/11/2022		93.3000	*	50.5561
Barium, Total	ug/L	MW-6I	04/20/2016		64.0000	*	50.5561
Barium, Total	ug/L	MW-6I	06/01/2016		59.4000	*	50.5561
Barium, Total	ug/L	MW-6I	08/11/2016		55.5000	*	50.5561
Barium, Total	ug/L	MW-6I	09/29/2016		56.6000	*	50.5561
Barium, Total	ug/L	MW-6I	12/01/2016		62.9000	*	50.5561
Barium, Total	ug/L	MW-6I	01/30/2017		64.2000	*	50.5561
Barium, Total	ug/L	MW-6I	05/25/2017		60.5000	*	50.5561
Barium, Total	ug/L	MW-6I	08/10/2017		58.7000	*	50.5561
Barium, Total	ug/L	MW-6I	05/22/2018		42.4000		50.5561
Barium, Total	ug/L	MW-6I	09/12/2018		42.3000		50.5561
Barium, Total	ug/L	MW-6I	05/08/2019		60.8000	*	50.5561
Barium, Total	ug/L	MW-6I	11/14/2019		57.1000	*	50.5561
Barium, Total	ug/L	MW-6I	05/08/2020		52.7000	*	50.5561
Barium, Total	ug/L	MW-6I	11/10/2020		49.3000		50.5561
Barium, Total	ug/L	MW-6I	05/18/2021		52.9000	*	50.5561
Barium, Total	ug/L	MW-6I	11/09/2021		65.0000	*	50.5561
Barium, Total	ug/L	MW-6I	05/11/2022		62.6000	*	50.5561
Fluoride	mg/L	MW-11I	04/20/2016		0.3900	*	0.1000
Fluoride	mg/L	MW-11I	06/02/2016		0.3900	*	0.1000
Fluoride	mg/L	MW-11I	08/12/2016		0.3600	*	0.1000
Fluoride	mg/L	MW-11I	09/30/2016		0.3900	*	0.1000
Fluoride	mg/L	MW-11I	12/01/2016		0.4000	*	0.1000
Fluoride	mg/L	MW-11I	01/31/2017		0.3900	*	0.1000

* - Significantly increased over background.
** - Detect at limit for 100% NDs in background (NPPL only).
*** - Manual exclusion.
ND = Not Detected, Result = detection limit.

Table C-7

Historical Downgradient Data for Constituent-Well Combinations that Failed the Current Statistical Evaluation or are in Verification Resampling Mode

Constituent	Units	Well	Date		Result		Pred. Limit
Fluoride	mg/L	MW-11I	05/25/2017		0.3800	*	0.1000
Fluoride	mg/L	MW-11I	08/10/2017		0.4100	*	0.1000
Fluoride	mg/L	MW-11I	09/28/2017		0.4100	*	0.1000
Fluoride	mg/L	MW-11I	05/22/2018		0.3700	*	0.1000
Fluoride	mg/L	MW-11I	09/12/2018		0.2900	*	0.1000
Fluoride	mg/L	MW-11I	05/08/2019		0.3400	*	0.1000
Fluoride	mg/L	MW-11I	11/14/2019		0.3400	*	0.1000
Fluoride	mg/L	MW-11I	05/07/2020		0.4000	*	0.1000
Fluoride	mg/L	MW-11I	11/12/2020		0.4100	*	0.1000
Fluoride	mg/L	MW-11I	05/17/2021		0.4000	*	0.1000
Fluoride	mg/L	MW-11I	11/17/2021		0.3500	*	0.1000
Fluoride	mg/L	MW-11I	05/12/2022		0.4400	*	0.1000
Fluoride	mg/L	MW-1I	04/19/2016		0.4200	*	0.1000
Fluoride	mg/L	MW-1I	06/02/2016		0.4200	*	0.1000
Fluoride	mg/L	MW-1I	08/10/2016		0.4000	*	0.1000
Fluoride	mg/L	MW-1I	09/30/2016		0.4200	*	0.1000
Fluoride	mg/L	MW-1I	12/02/2016		0.4300	*	0.1000
Fluoride	mg/L	MW-1I	01/31/2017		0.3900	*	0.1000
Fluoride	mg/L	MW-1I	05/26/2017		0.3700	*	0.1000
Fluoride	mg/L	MW-1I	08/11/2017		0.4000	*	0.1000
Fluoride	mg/L	MW-1I	09/28/2017		0.4000	*	0.1000
Fluoride	mg/L	MW-1I	05/23/2018		0.3400	*	0.1000
Fluoride	mg/L	MW-1I	09/11/2018		0.2900	*	0.1000
Fluoride	mg/L	MW-1I	05/08/2019		0.3300	*	0.1000
Fluoride	mg/L	MW-1I	11/14/2019		0.3500	*	0.1000
Fluoride	mg/L	MW-1I	05/05/2020		0.3500	*	0.1000
Fluoride	mg/L	MW-1I	11/11/2020		0.3100	*	0.1000
Fluoride	mg/L	MW-1I	05/25/2021		0.2600	*	0.1000
Fluoride	mg/L	MW-1I	11/09/2021		0.2800	*	0.1000
Fluoride	mg/L	MW-1I	05/10/2022		0.2900	*	0.1000
Fluoride	mg/L	MW-2I	04/19/2016		0.4600	*	0.1000
Fluoride	mg/L	MW-2I	06/01/2016		0.4500	*	0.1000
Fluoride	mg/L	MW-2I	08/11/2016		0.4000	*	0.1000
Fluoride	mg/L	MW-2I	09/30/2016		0.4200	*	0.1000
Fluoride	mg/L	MW-2I	12/02/2016		0.4400	*	0.1000
Fluoride	mg/L	MW-2I	01/31/2017		0.3900	*	0.1000

* - Significantly increased over background.
** - Detect at limit for 100% NDs in background (NPPL only).
*** - Manual exclusion.
ND = Not Detected, Result = detection limit.

Table C-7

Historical Downgradient Data for Constituent-Well Combinations that Failed the Current Statistical Evaluation or are in Verification Resampling Mode

Constituent	Units	Well	Date		Result		Pred. Limit
Fluoride	mg/L	MW-2I	05/26/2017		0.3600	*	0.1000
Fluoride	mg/L	MW-2I	08/11/2017		0.3600	*	0.1000
Fluoride	mg/L	MW-2I	09/27/2017		0.3300	*	0.1000
Fluoride	mg/L	MW-2I	05/22/2018		0.3200	*	0.1000
Fluoride	mg/L	MW-2I	09/11/2018		0.2700	*	0.1000
Fluoride	mg/L	MW-2I	05/09/2019		0.2900	*	0.1000
Fluoride	mg/L	MW-2I	11/13/2019		0.2900	*	0.1000
Fluoride	mg/L	MW-2I	05/05/2020		0.3100	*	0.1000
Fluoride	mg/L	MW-2I	11/11/2020		0.2900	*	0.1000
Fluoride	mg/L	MW-2I	05/11/2021		0.1800	*	0.1000
Fluoride	mg/L	MW-2I	11/10/2021		0.2900	*	0.1000
Fluoride	mg/L	MW-2I	05/11/2022		0.2700	*	0.1000
Fluoride	mg/L	MW-3I	04/20/2016		0.3300	*	0.1000
Fluoride	mg/L	MW-3I	06/01/2016		0.2900	*	0.1000
Fluoride	mg/L	MW-3I	08/11/2016		0.2800	*	0.1000
Fluoride	mg/L	MW-3I	09/30/2016		0.2700	*	0.1000
Fluoride	mg/L	MW-3I	12/02/2016		0.3300	*	0.1000
Fluoride	mg/L	MW-3I	01/31/2017		0.2800	*	0.1000
Fluoride	mg/L	MW-3I	05/25/2017		0.3100	*	0.1000
Fluoride	mg/L	MW-3I	08/11/2017		0.2800	*	0.1000
Fluoride	mg/L	MW-3I	09/27/2017		0.3000	*	0.1000
Fluoride	mg/L	MW-3I	05/22/2018		0.2800	*	0.1000
Fluoride	mg/L	MW-3I	09/11/2018		0.2500	*	0.1000
Fluoride	mg/L	MW-3I	05/09/2019		0.2900	*	0.1000
Fluoride	mg/L	MW-3I	11/13/2019		0.3000	*	0.1000
Fluoride	mg/L	MW-3I	05/05/2020		0.3200	*	0.1000
Fluoride	mg/L	MW-3I	11/11/2020		0.2900	*	0.1000
Fluoride	mg/L	MW-3I	05/11/2021		0.1600	*	0.1000
Fluoride	mg/L	MW-3I	11/18/2021		0.2200	*	0.1000
Fluoride	mg/L	MW-3I	05/11/2022		0.3200	*	0.1000
Fluoride	mg/L	MW-6I	04/20/2016		0.3400	*	0.1000
Fluoride	mg/L	MW-6I	06/01/2016		0.3200	*	0.1000
Fluoride	mg/L	MW-6I	08/11/2016		0.3200	*	0.1000
Fluoride	mg/L	MW-6I	09/29/2016		0.3300	*	0.1000
Fluoride	mg/L	MW-6I	12/01/2016		0.3300	*	0.1000
Fluoride	mg/L	MW-6I	01/30/2017		0.2900	*	0.1000

* - Significantly increased over background.
** - Detect at limit for 100% NDs in background (NPPL only).
*** - Manual exclusion.
ND = Not Detected, Result = detection limit.

Table C-7

Historical Downgradient Data for Constituent-Well Combinations that Failed the Current Statistical Evaluation or are in Verification Resampling Mode

Constituent	Units	Well	Date		Result		Pred. Limit
Fluoride	mg/L	MW-6I	05/25/2017		0.2900	*	0.1000
Fluoride	mg/L	MW-6I	08/10/2017		0.3100	*	0.1000
Fluoride	mg/L	MW-6I	09/27/2017		0.3400	*	0.1000
Fluoride	mg/L	MW-6I	05/22/2018		0.2200	*	0.1000
Fluoride	mg/L	MW-6I	09/12/2018		0.2600	*	0.1000
Fluoride	mg/L	MW-6I	05/08/2019		0.2500	*	0.1000
Fluoride	mg/L	MW-6I	11/14/2019		0.2600	*	0.1000
Fluoride	mg/L	MW-6I	05/08/2020		0.2400	*	0.1000
Fluoride	mg/L	MW-6I	11/10/2020		0.2900	*	0.1000
Fluoride	mg/L	MW-6I	05/18/2021		0.3000	*	0.1000
Fluoride	mg/L	MW-6I	11/09/2021		0.2700	*	0.1000
Fluoride	mg/L	MW-6I	05/11/2022		0.3500	*	0.1000
Lithium, Total	ug/L	MW-11I	04/20/2016		120.0000	*	20.0000
Lithium, Total	ug/L	MW-11I	06/02/2016		124.0000	*	20.0000
Lithium, Total	ug/L	MW-11I	08/12/2016		115.0000	*	20.0000
Lithium, Total	ug/L	MW-11I	09/30/2016		116.0000	*	20.0000
Lithium, Total	ug/L	MW-11I	12/01/2016		123.0000	*	20.0000
Lithium, Total	ug/L	MW-11I	01/31/2017		111.0000	*	20.0000
Lithium, Total	ug/L	MW-11I	05/25/2017		123.0000	*	20.0000
Lithium, Total	ug/L	MW-11I	08/10/2017		114.0000	*	20.0000
Lithium, Total	ug/L	MW-11I	05/22/2018		109.0000	*	20.0000
Lithium, Total	ug/L	MW-11I	09/12/2018		107.0000	*	20.0000
Lithium, Total	ug/L	MW-11I	05/08/2019		104.0000	*	20.0000
Lithium, Total	ug/L	MW-11I	11/14/2019		102.0000	*	20.0000
Lithium, Total	ug/L	MW-11I	05/07/2020		102.0000	*	20.0000
Lithium, Total	ug/L	MW-11I	11/12/2020		93.2000	*	20.0000
Lithium, Total	ug/L	MW-11I	05/17/2021		107.0000	*	20.0000
Lithium, Total	ug/L	MW-11I	11/17/2021		118.0000	*	20.0000
Lithium, Total	ug/L	MW-11I	05/12/2022		102.0000	*	20.0000
Lithium, Total	ug/L	MW-1I	04/19/2016		100.0000	*	20.0000
Lithium, Total	ug/L	MW-1I	06/02/2016		96.2000	*	20.0000
Lithium, Total	ug/L	MW-1I	08/10/2016		92.3000	*	20.0000
Lithium, Total	ug/L	MW-1I	09/30/2016		92.5000	*	20.0000
Lithium, Total	ug/L	MW-1I	12/02/2016		86.8000	*	20.0000
Lithium, Total	ug/L	MW-1I	01/31/2017		90.7000	*	20.0000
Lithium, Total	ug/L	MW-1I	05/26/2017		97.5000	*	20.0000

* - Significantly increased over background.
** - Detect at limit for 100% NDs in background (NPPL only).
*** - Manual exclusion.
ND = Not Detected, Result = detection limit.

Table C-7

Historical Downgradient Data for Constituent-Well Combinations that Failed the Current Statistical Evaluation or are in Verification Resampling Mode

Constituent	Units	Well	Date		Result		Pred. Limit
Lithium, Total	ug/L	MW-1I	08/11/2017		99.3000	*	20.0000
Lithium, Total	ug/L	MW-1I	05/23/2018		120.0000	*	20.0000
Lithium, Total	ug/L	MW-1I	09/11/2018		98.2000	*	20.0000
Lithium, Total	ug/L	MW-1I	05/08/2019		116.0000	*	20.0000
Lithium, Total	ug/L	MW-1I	11/14/2019		100.0000	*	20.0000
Lithium, Total	ug/L	MW-1I	05/05/2020		106.0000	*	20.0000
Lithium, Total	ug/L	MW-1I	11/11/2020		92.4000	*	20.0000
Lithium, Total	ug/L	MW-1I	05/25/2021		87.7000	*	20.0000
Lithium, Total	ug/L	MW-1I	11/09/2021		92.5000	*	20.0000
Lithium, Total	ug/L	MW-1I	05/10/2022		86.9000	*	20.0000
Lithium, Total	ug/L	MW-2I	04/19/2016		126.0000	*	20.0000
Lithium, Total	ug/L	MW-2I	06/01/2016		116.0000	*	20.0000
Lithium, Total	ug/L	MW-2I	08/11/2016		114.0000	*	20.0000
Lithium, Total	ug/L	MW-2I	09/30/2016		116.0000	*	20.0000
Lithium, Total	ug/L	MW-2I	12/02/2016		124.0000	*	20.0000
Lithium, Total	ug/L	MW-2I	01/31/2017		124.0000	*	20.0000
Lithium, Total	ug/L	MW-2I	05/26/2017		127.0000	*	20.0000
Lithium, Total	ug/L	MW-2I	08/11/2017		109.0000	*	20.0000
Lithium, Total	ug/L	MW-2I	05/22/2018		88.8000	*	20.0000
Lithium, Total	ug/L	MW-2I	09/11/2018		68.4000	*	20.0000
Lithium, Total	ug/L	MW-2I	05/09/2019		86.5000	*	20.0000
Lithium, Total	ug/L	MW-2I	11/13/2019		78.4000	*	20.0000
Lithium, Total	ug/L	MW-2I	05/05/2020		77.7000	*	20.0000
Lithium, Total	ug/L	MW-2I	11/11/2020		61.3000	*	20.0000
Lithium, Total	ug/L	MW-2I	05/11/2021		58.1000	*	20.0000
Lithium, Total	ug/L	MW-2I	11/10/2021		54.8000	*	20.0000
Lithium, Total	ug/L	MW-2I	05/11/2022		47.4000	*	20.0000
Lithium, Total	ug/L	MW-3I	04/20/2016		86.1000	*	20.0000
Lithium, Total	ug/L	MW-3I	06/01/2016		67.1000	*	20.0000
Lithium, Total	ug/L	MW-3I	08/11/2016		68.2000	*	20.0000
Lithium, Total	ug/L	MW-3I	09/30/2016		84.7000	*	20.0000
Lithium, Total	ug/L	MW-3I	12/02/2016		107.0000	*	20.0000
Lithium, Total	ug/L	MW-3I	01/31/2017		92.9000	*	20.0000
Lithium, Total	ug/L	MW-3I	05/25/2017		87.6000	*	20.0000
Lithium, Total	ug/L	MW-3I	08/11/2017		79.4000	*	20.0000
Lithium, Total	ug/L	MW-3I	05/22/2018		57.1000	*	20.0000

* - Significantly increased over background.
** - Detect at limit for 100% NDs in background (NPPL only).
*** - Manual exclusion.
ND = Not Detected, Result = detection limit.

Table C-7

Historical Downgradient Data for Constituent-Well Combinations that Failed the Current Statistical Evaluation or are in Verification Resampling Mode

Constituent	Units	Well	Date		Result		Pred. Limit
Lithium, Total	ug/L	MW-3I	09/11/2018		34.1000	*	20.0000
Lithium, Total	ug/L	MW-3I	05/09/2019		29.0000	*	20.0000
Lithium, Total	ug/L	MW-3I	11/13/2019	ND	20.0000		20.0000
Lithium, Total	ug/L	MW-3I	05/05/2020		21.3000	*	20.0000
Lithium, Total	ug/L	MW-3I	11/11/2020	ND	20.0000		20.0000
Lithium, Total	ug/L	MW-3I	05/11/2021	ND	20.0000		20.0000
Lithium, Total	ug/L	MW-3I	11/18/2021		20.6000	*	20.0000
Lithium, Total	ug/L	MW-3I	05/11/2022		20.9000	*	20.0000
Lithium, Total	ug/L	MW-6I	04/20/2016		148.0000	*	20.0000
Lithium, Total	ug/L	MW-6I	06/01/2016		146.0000	*	20.0000
Lithium, Total	ug/L	MW-6I	08/11/2016		133.0000	*	20.0000
Lithium, Total	ug/L	MW-6I	09/29/2016		136.0000	*	20.0000
Lithium, Total	ug/L	MW-6I	12/01/2016		138.0000	*	20.0000
Lithium, Total	ug/L	MW-6I	01/30/2017		140.0000	*	20.0000
Lithium, Total	ug/L	MW-6I	05/25/2017		139.0000	*	20.0000
Lithium, Total	ug/L	MW-6I	08/10/2017		129.0000	*	20.0000
Lithium, Total	ug/L	MW-6I	05/22/2018		101.0000	*	20.0000
Lithium, Total	ug/L	MW-6I	09/12/2018		90.1000	*	20.0000
Lithium, Total	ug/L	MW-6I	05/08/2019		112.0000	*	20.0000
Lithium, Total	ug/L	MW-6I	11/14/2019		97.8000	*	20.0000
Lithium, Total	ug/L	MW-6I	05/08/2020		114.0000	*	20.0000
Lithium, Total	ug/L	MW-6I	11/10/2020		122.0000	*	20.0000
Lithium, Total	ug/L	MW-6I	05/18/2021		102.0000	*	20.0000
Lithium, Total	ug/L	MW-6I	11/09/2021		115.0000	*	20.0000
Lithium, Total	ug/L	MW-6I	05/11/2022		113.0000	*	20.0000
Molybdenum, Total	ug/L	MW-11I	04/20/2016		179.0000	*	10.0000
Molybdenum, Total	ug/L	MW-11I	06/02/2016		180.0000	*	10.0000
Molybdenum, Total	ug/L	MW-11I	08/12/2016		173.0000	*	10.0000
Molybdenum, Total	ug/L	MW-11I	09/30/2016		172.0000	*	10.0000
Molybdenum, Total	ug/L	MW-11I	12/01/2016		177.0000	*	10.0000
Molybdenum, Total	ug/L	MW-11I	01/31/2017		164.0000	*	10.0000
Molybdenum, Total	ug/L	MW-11I	05/25/2017		174.0000	*	10.0000
Molybdenum, Total	ug/L	MW-11I	08/10/2017		181.0000	*	10.0000
Molybdenum, Total	ug/L	MW-11I	05/22/2018		170.0000	*	10.0000
Molybdenum, Total	ug/L	MW-11I	09/12/2018		165.0000	*	10.0000
Molybdenum, Total	ug/L	MW-11I	05/08/2019		169.0000	*	10.0000

* - Significantly increased over background.
** - Detect at limit for 100% NDs in background (NPPL only).
*** - Manual exclusion.
ND = Not Detected, Result = detection limit.

Table C-7

Historical Downgradient Data for Constituent-Well Combinations that Failed the Current Statistical Evaluation or are in Verification Resampling Mode

Constituent	Units	Well	Date		Result		Pred. Limit
Molybdenum, Total	ug/L	MW-11I	11/14/2019		156.0000	*	10.0000
Molybdenum, Total	ug/L	MW-11I	05/07/2020		170.0000	*	10.0000
Molybdenum, Total	ug/L	MW-11I	11/12/2020		164.0000	*	10.0000
Molybdenum, Total	ug/L	MW-11I	05/17/2021		152.0000	*	10.0000
Molybdenum, Total	ug/L	MW-11I	11/17/2021		149.0000	*	10.0000
Molybdenum, Total	ug/L	MW-11I	05/12/2022		148.0000	*	10.0000
Molybdenum, Total	ug/L	MW-1I	04/19/2016		126.0000	*	10.0000
Molybdenum, Total	ug/L	MW-1I	06/02/2016		126.0000	*	10.0000
Molybdenum, Total	ug/L	MW-1I	08/10/2016		124.0000	*	10.0000
Molybdenum, Total	ug/L	MW-1I	09/30/2016		123.0000	*	10.0000
Molybdenum, Total	ug/L	MW-1I	12/02/2016		120.0000	*	10.0000
Molybdenum, Total	ug/L	MW-1I	01/31/2017		125.0000	*	10.0000
Molybdenum, Total	ug/L	MW-1I	05/26/2017		123.0000	*	10.0000
Molybdenum, Total	ug/L	MW-1I	08/11/2017		124.0000	*	10.0000
Molybdenum, Total	ug/L	MW-1I	05/23/2018		107.0000	*	10.0000
Molybdenum, Total	ug/L	MW-1I	09/11/2018		100.0000	*	10.0000
Molybdenum, Total	ug/L	MW-1I	05/08/2019		114.0000	*	10.0000
Molybdenum, Total	ug/L	MW-1I	11/14/2019		109.0000	*	10.0000
Molybdenum, Total	ug/L	MW-1I	05/05/2020		109.0000	*	10.0000
Molybdenum, Total	ug/L	MW-1I	11/11/2020		99.9000	*	10.0000
Molybdenum, Total	ug/L	MW-1I	05/25/2021		97.5000	*	10.0000
Molybdenum, Total	ug/L	MW-1I	11/09/2021		107.0000	*	10.0000
Molybdenum, Total	ug/L	MW-1I	05/10/2022		96.3000	*	10.0000
Molybdenum, Total	ug/L	MW-2I	04/19/2016		102.0000	*	10.0000
Molybdenum, Total	ug/L	MW-2I	06/01/2016		115.0000	*	10.0000
Molybdenum, Total	ug/L	MW-2I	08/11/2016		111.0000	*	10.0000
Molybdenum, Total	ug/L	MW-2I	09/30/2016		109.0000	*	10.0000
Molybdenum, Total	ug/L	MW-2I	12/02/2016		111.0000	*	10.0000
Molybdenum, Total	ug/L	MW-2I	01/31/2017		104.0000	*	10.0000
Molybdenum, Total	ug/L	MW-2I	05/26/2017		92.0000	*	10.0000
Molybdenum, Total	ug/L	MW-2I	08/11/2017		84.3000	*	10.0000
Molybdenum, Total	ug/L	MW-2I	05/22/2018		75.4000	*	10.0000
Molybdenum, Total	ug/L	MW-2I	09/11/2018		56.1000	*	10.0000
Molybdenum, Total	ug/L	MW-2I	05/09/2019		67.1000	*	10.0000
Molybdenum, Total	ug/L	MW-2I	11/13/2019		62.2000	*	10.0000
Molybdenum, Total	ug/L	MW-2I	05/05/2020		64.6000	*	10.0000

* - Significantly increased over background.
** - Detect at limit for 100% NDs in background (NPPL only).
*** - Manual exclusion.
ND = Not Detected, Result = detection limit.

Table C-7

Historical Downgradient Data for Constituent-Well Combinations that Failed the Current Statistical Evaluation or are in Verification Resampling Mode

Constituent	Units	Well	Date		Result		Pred. Limit
Molybdenum, Total	ug/L	MW-2I	11/11/2020		63.8000	*	10.0000
Molybdenum, Total	ug/L	MW-2I	05/11/2021		64.1000	*	10.0000
Molybdenum, Total	ug/L	MW-2I	11/10/2021		57.0000	*	10.0000
Molybdenum, Total	ug/L	MW-2I	05/11/2022		65.4000	*	10.0000
Molybdenum, Total	ug/L	MW-3I	04/20/2016		71.1000	*	10.0000
Molybdenum, Total	ug/L	MW-3I	06/01/2016		66.3000	*	10.0000
Molybdenum, Total	ug/L	MW-3I	08/11/2016		64.0000	*	10.0000
Molybdenum, Total	ug/L	MW-3I	09/30/2016		57.5000	*	10.0000
Molybdenum, Total	ug/L	MW-3I	12/02/2016		58.8000	*	10.0000
Molybdenum, Total	ug/L	MW-3I	01/31/2017		60.0000	*	10.0000
Molybdenum, Total	ug/L	MW-3I	05/25/2017		57.8000	*	10.0000
Molybdenum, Total	ug/L	MW-3I	08/11/2017		58.4000	*	10.0000
Molybdenum, Total	ug/L	MW-3I	05/22/2018		79.7000	*	10.0000
Molybdenum, Total	ug/L	MW-3I	09/11/2018		75.9000	*	10.0000
Molybdenum, Total	ug/L	MW-3I	05/09/2019		91.9000	*	10.0000
Molybdenum, Total	ug/L	MW-3I	11/13/2019		78.9000	*	10.0000
Molybdenum, Total	ug/L	MW-3I	05/05/2020		80.3000	*	10.0000
Molybdenum, Total	ug/L	MW-3I	11/11/2020		69.2000	*	10.0000
Molybdenum, Total	ug/L	MW-3I	05/11/2021		59.5000	*	10.0000
Molybdenum, Total	ug/L	MW-3I	11/18/2021		61.0000	*	10.0000
Molybdenum, Total	ug/L	MW-3I	05/11/2022		60.0000	*	10.0000
Molybdenum, Total	ug/L	MW-6I	04/20/2016		201.0000	*	10.0000
Molybdenum, Total	ug/L	MW-6I	06/01/2016		198.0000	*	10.0000
Molybdenum, Total	ug/L	MW-6I	08/11/2016		215.0000	*	10.0000
Molybdenum, Total	ug/L	MW-6I	09/29/2016		214.0000	*	10.0000
Molybdenum, Total	ug/L	MW-6I	12/01/2016		204.0000	*	10.0000
Molybdenum, Total	ug/L	MW-6I	01/30/2017		194.0000	*	10.0000
Molybdenum, Total	ug/L	MW-6I	05/25/2017		189.0000	*	10.0000
Molybdenum, Total	ug/L	MW-6I	08/10/2017		207.0000	*	10.0000
Molybdenum, Total	ug/L	MW-6I	05/22/2018		257.0000	*	10.0000
Molybdenum, Total	ug/L	MW-6I	09/12/2018		191.0000	*	10.0000
Molybdenum, Total	ug/L	MW-6I	05/08/2019		169.0000	*	10.0000
Molybdenum, Total	ug/L	MW-6I	11/14/2019		186.0000	*	10.0000
Molybdenum, Total	ug/L	MW-6I	05/08/2020		207.0000	*	10.0000
Molybdenum, Total	ug/L	MW-6I	11/10/2020		229.0000	*	10.0000
Molybdenum, Total	ug/L	MW-6I	05/18/2021		231.0000	*	10.0000

* - Significantly increased over background.
** - Detect at limit for 100% NDs in background (NPPL only).
*** - Manual exclusion.
ND = Not Detected, Result = detection limit.

Table C-7

Historical Downgradient Data for Constituent-Well Combinations that Failed the Current Statistical Evaluation or are in Verification Resampling Mode

Constituent	Units	Well	Date		Result		Pred. Limit
Molybdenum, Total	ug/L	MW-6I	11/09/2021		219.0000	*	10.0000
Molybdenum, Total	ug/L	MW-6I	05/11/2022		209.0000	*	10.0000
Total Radium	pCi/L	MW-2I	04/19/2016	ND	1.5800		2.1133
Total Radium	pCi/L	MW-2I	06/01/2016		1.6300		2.1133
Total Radium	pCi/L	MW-2I	08/11/2016		1.3500		2.1133
Total Radium	pCi/L	MW-2I	09/30/2016		1.2400		2.1133
Total Radium	pCi/L	MW-2I	12/02/2016		1.2000		2.1133
Total Radium	pCi/L	MW-2I	01/31/2017	ND	2.3500		2.1133
Total Radium	pCi/L	MW-2I	05/26/2017		1.6500		2.1133
Total Radium	pCi/L	MW-2I	08/11/2017		2.0600		2.1133
Total Radium	pCi/L	MW-2I	05/22/2018		1.6400		2.1133
Total Radium	pCi/L	MW-2I	09/11/2018		1.9400		2.1133
Total Radium	pCi/L	MW-2I	05/09/2019		2.4800	*	2.1133
Total Radium	pCi/L	MW-2I	11/13/2019		2.5100	*	2.1133
Total Radium	pCi/L	MW-2I	05/05/2020		2.2600	*	2.1133
Total Radium	pCi/L	MW-2I	11/11/2020	ND	1.9000		2.1133
Total Radium	pCi/L	MW-2I	05/11/2021		1.3000		2.1133
Total Radium	pCi/L	MW-2I	11/10/2021		1.5900		2.1133
Total Radium	pCi/L	MW-2I	05/11/2022		2.3800	*	2.1133

* - Significantly increased over background.
** - Detect at limit for 100% NDs in background (NPPL only).
*** - Manual exclusion.
ND = Not Detected, Result = detection limit.

False Positive and False Negative Rates for Current Upgradient vs. Downgradient Monitoring Program

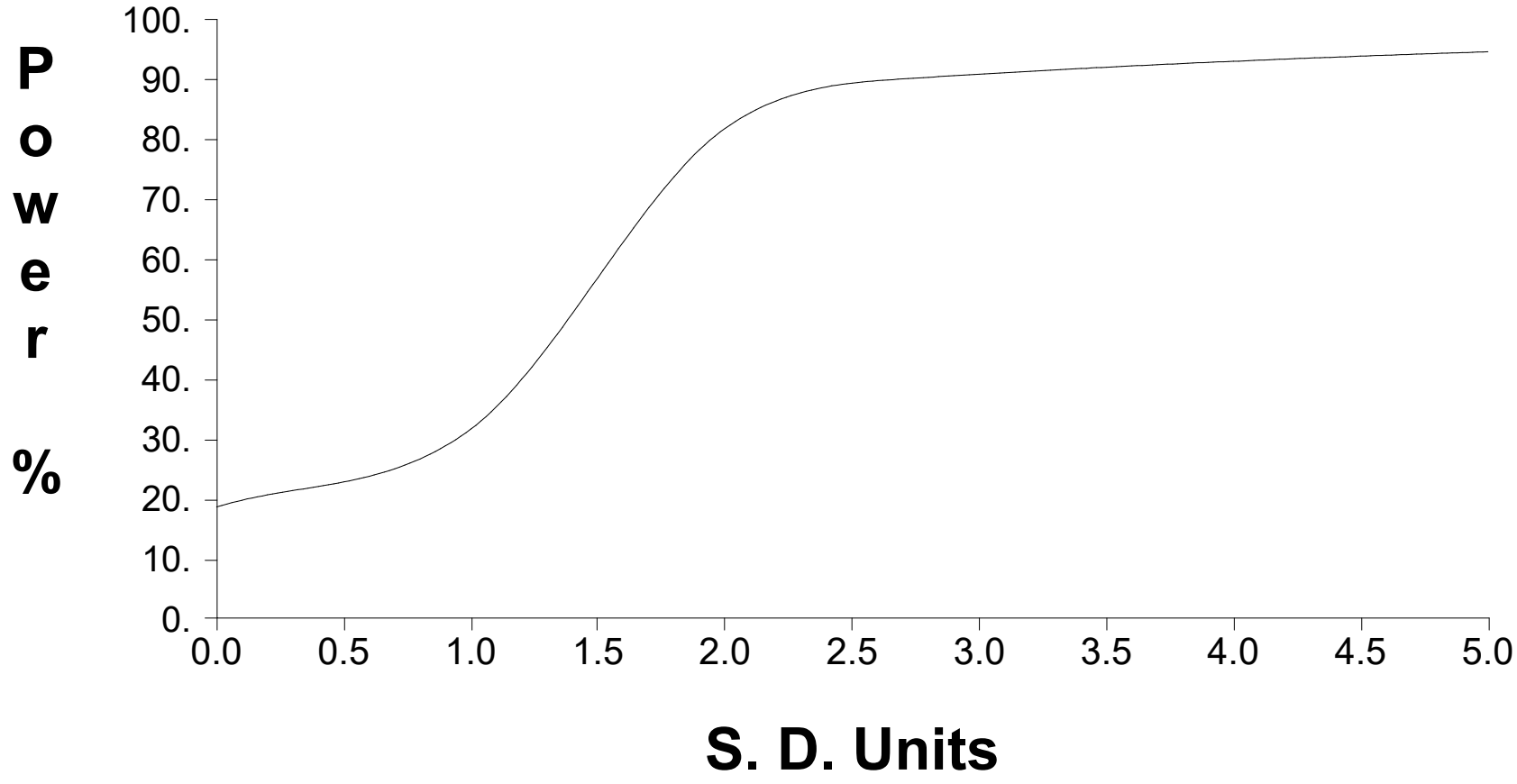

Table C-1

Upgradient Data

Constituent	Units	Well	Date		Result	Adjusted	
Antimony, Total	ug/L	MW-13D	08/08/2019	ND	1.0000		
Antimony, Total	ug/L	MW-13D	09/25/2019	ND	1.0000		
Antimony, Total	ug/L	MW-13D	05/07/2020	ND	6.0000	1.0000	**
Antimony, Total	ug/L	MW-13D	11/12/2020	ND	1.0000		
Antimony, Total	ug/L	MW-13D	02/25/2021	ND	1.0000		
Antimony, Total	ug/L	MW-13D	03/29/2021	ND	1.0000		
Antimony, Total	ug/L	MW-13D	05/20/2021	ND	1.0000		
Antimony, Total	ug/L	MW-13D	06/22/2021	ND	1.0000		
Antimony, Total	ug/L	MW-13D	07/27/2021	ND	1.0000		
Antimony, Total	ug/L	MW-13D	11/16/2021	ND	1.0000		
Antimony, Total	ug/L	MW-13D	05/19/2022	ND	1.0000		
Arsenic, Total	ug/L	MW-13D	08/08/2019	ND	1.0000		
Arsenic, Total	ug/L	MW-13D	09/25/2019	ND	1.0000		
Arsenic, Total	ug/L	MW-13D	05/07/2020	ND	10.0000	1.0000	**
Arsenic, Total	ug/L	MW-13D	11/12/2020		1.3000		
Arsenic, Total	ug/L	MW-13D	02/25/2021	ND	1.0000		
Arsenic, Total	ug/L	MW-13D	03/29/2021	ND	1.0000		
Arsenic, Total	ug/L	MW-13D	05/20/2021	ND	1.0000		
Arsenic, Total	ug/L	MW-13D	06/22/2021	ND	1.0000		
Arsenic, Total	ug/L	MW-13D	07/27/2021	ND	1.0000		
Arsenic, Total	ug/L	MW-13D	11/16/2021	ND	1.0000		
Arsenic, Total	ug/L	MW-13D	05/19/2022	ND	1.0000		
Barium, Total	ug/L	MW-13D	08/08/2019		53.2000		
Barium, Total	ug/L	MW-13D	09/25/2019		47.4000		
Barium, Total	ug/L	MW-13D	05/07/2020		53.1000		
Barium, Total	ug/L	MW-13D	11/12/2020		57.9000		
Barium, Total	ug/L	MW-13D	02/25/2021		57.0000		
Barium, Total	ug/L	MW-13D	03/29/2021		60.9000		
Barium, Total	ug/L	MW-13D	05/20/2021		60.3000		
Barium, Total	ug/L	MW-13D	06/22/2021		59.3000		
Barium, Total	ug/L	MW-13D	07/27/2021		64.5000		
Barium, Total	ug/L	MW-13D	11/16/2021		64.6000		
Barium, Total	ug/L	MW-13D	05/19/2022		62.4000		
Beryllium, Total	ug/L	MW-13D	08/08/2019	ND	0.2000		
Beryllium, Total	ug/L	MW-13D	09/25/2019	ND	0.2000		
Beryllium, Total	ug/L	MW-13D	05/07/2020	ND	4.0000	0.2000	**
Beryllium, Total	ug/L	MW-13D	11/12/2020	ND	0.2000		
Beryllium, Total	ug/L	MW-13D	02/25/2021	ND	0.2000		
Beryllium, Total	ug/L	MW-13D	03/29/2021	ND	0.2000		

* - Outlier for that well and constituent.
** - ND value replaced with median RL.
*** - ND value replaced with manual RL.
ND = Not detected, Result = detection limit.

Table C-1

Upgradient Data

Constituent	Units	Well	Date		Result	Adjusted	
Beryllium, Total	ug/L	MW-13D	05/20/2021	ND	0.2000		
Beryllium, Total	ug/L	MW-13D	06/22/2021	ND	0.2000		
Beryllium, Total	ug/L	MW-13D	07/27/2021	ND	0.2000		
Beryllium, Total	ug/L	MW-13D	05/19/2022	ND	0.2000		
Cadmium, Total	ug/L	MW-13D	08/08/2019	ND	2.0000		
Cadmium, Total	ug/L	MW-13D	09/25/2019	ND	2.0000		
Cadmium, Total	ug/L	MW-13D	05/07/2020	ND	2.0000		
Cadmium, Total	ug/L	MW-13D	11/12/2020	ND	2.0000		
Cadmium, Total	ug/L	MW-13D	02/25/2021	ND	2.0000		
Cadmium, Total	ug/L	MW-13D	03/29/2021	ND	2.0000		
Cadmium, Total	ug/L	MW-13D	05/20/2021	ND	2.0000		
Cadmium, Total	ug/L	MW-13D	06/22/2021	ND	2.0000		
Cadmium, Total	ug/L	MW-13D	07/27/2021	ND	2.0000		
Cadmium, Total	ug/L	MW-13D	05/19/2022	ND	2.0000		
Chromium, Total	ug/L	MW-13D	08/08/2019	ND	10.0000		
Chromium, Total	ug/L	MW-13D	09/25/2019	ND	10.0000		
Chromium, Total	ug/L	MW-13D	05/07/2020	ND	10.0000		
Chromium, Total	ug/L	MW-13D	11/12/2020	ND	10.0000		
Chromium, Total	ug/L	MW-13D	02/25/2021	ND	10.0000		
Chromium, Total	ug/L	MW-13D	03/29/2021	ND	10.0000		
Chromium, Total	ug/L	MW-13D	05/20/2021	ND	10.0000		
Chromium, Total	ug/L	MW-13D	06/22/2021	ND	10.0000		
Chromium, Total	ug/L	MW-13D	07/27/2021	ND	10.0000		
Chromium, Total	ug/L	MW-13D	05/19/2022	ND	10.0000		
Cobalt, Total	ug/L	MW-13D	08/08/2019	ND	1.0000		
Cobalt, Total	ug/L	MW-13D	09/25/2019	ND	1.0000		
Cobalt, Total	ug/L	MW-13D	05/07/2020	ND	10.0000	1.0000	**
Cobalt, Total	ug/L	MW-13D	11/12/2020		1.2000		
Cobalt, Total	ug/L	MW-13D	02/25/2021	ND	1.0000		
Cobalt, Total	ug/L	MW-13D	03/29/2021	ND	1.0000		
Cobalt, Total	ug/L	MW-13D	05/20/2021	ND	1.0000		
Cobalt, Total	ug/L	MW-13D	06/22/2021	ND	1.0000		
Cobalt, Total	ug/L	MW-13D	07/27/2021	ND	1.0000		
Cobalt, Total	ug/L	MW-13D	11/16/2021	ND	1.0000		
Cobalt, Total	ug/L	MW-13D	05/19/2022	ND	1.0000		
Fluoride	mg/L	MW-13D	08/08/2019	ND	0.1000		
Fluoride	mg/L	MW-13D	09/25/2019		0.1100		
Fluoride	mg/L	MW-13D	05/07/2020		0.1100		
Fluoride	mg/L	MW-13D	11/12/2020	ND	0.1000		

* - Outlier for that well and constituent.
** - ND value replaced with median RL.
*** - ND value replaced with manual RL.
ND = Not detected, Result = detection limit.

Table C-1

Upgradient Data

Constituent	Units	Well	Date		Result	Adjusted	
Fluoride	mg/L	MW-13D	02/25/2021	ND	0.1000		
Fluoride	mg/L	MW-13D	03/29/2021	ND	0.1000		
Fluoride	mg/L	MW-13D	05/20/2021	ND	0.1000		
Fluoride	mg/L	MW-13D	06/22/2021		0.1200		
Fluoride	mg/L	MW-13D	07/27/2021		0.1200		
Fluoride	mg/L	MW-13D	11/16/2021	ND	0.1000		
Fluoride	mg/L	MW-13D	05/19/2022		0.1000		
Lead, Total	ug/L	MW-13D	08/08/2019	ND	10.0000		
Lead, Total	ug/L	MW-13D	09/25/2019	ND	10.0000		
Lead, Total	ug/L	MW-13D	05/07/2020	ND	10.0000		
Lead, Total	ug/L	MW-13D	11/12/2020	ND	10.0000		
Lead, Total	ug/L	MW-13D	02/25/2021	ND	10.0000		
Lead, Total	ug/L	MW-13D	03/29/2021	ND	10.0000		
Lead, Total	ug/L	MW-13D	05/20/2021	ND	10.0000		
Lead, Total	ug/L	MW-13D	06/22/2021	ND	10.0000		
Lead, Total	ug/L	MW-13D	07/27/2021	ND	10.0000		
Lead, Total	ug/L	MW-13D	05/19/2022	ND	10.0000		
Lithium, Total	ug/L	MW-13D	08/08/2019	ND	20.0000		
Lithium, Total	ug/L	MW-13D	09/25/2019	ND	20.0000		
Lithium, Total	ug/L	MW-13D	05/07/2020	ND	20.0000		
Lithium, Total	ug/L	MW-13D	11/12/2020	ND	20.0000		
Lithium, Total	ug/L	MW-13D	02/25/2021	ND	20.0000		
Lithium, Total	ug/L	MW-13D	03/29/2021	ND	20.0000		
Lithium, Total	ug/L	MW-13D	05/20/2021	ND	20.0000		
Lithium, Total	ug/L	MW-13D	06/22/2021	ND	20.0000		
Lithium, Total	ug/L	MW-13D	07/27/2021	ND	20.0000		
Lithium, Total	ug/L	MW-13D	11/16/2021	ND	20.0000		
Lithium, Total	ug/L	MW-13D	05/19/2022	ND	20.0000		
Mercury	ug/L	MW-13D	08/08/2019	ND	2.0000		
Mercury	ug/L	MW-13D	09/25/2019	ND	2.0000		
Mercury	ug/L	MW-13D	11/12/2020	ND	2.0000		
Mercury	ug/L	MW-13D	02/25/2021	ND	2.0000		
Mercury	ug/L	MW-13D	03/29/2021	ND	2.0000		
Mercury	ug/L	MW-13D	05/20/2021	ND	2.0000		
Mercury	ug/L	MW-13D	06/22/2021	ND	2.0000		
Mercury	ug/L	MW-13D	07/27/2021	ND	2.0000		
Mercury	ug/L	MW-13D	05/19/2022	ND	0.2000	2.0000	**
Molybdenum, Total	ug/L	MW-13D	08/08/2019	ND	10.0000		
Molybdenum, Total	ug/L	MW-13D	09/25/2019	ND	10.0000		

* - Outlier for that well and constituent.
** - ND value replaced with median RL.
*** - ND value replaced with manual RL.
ND = Not detected, Result = detection limit.

Table C-1

Upgradient Data

Constituent	Units	Well	Date		Result	Adjusted	
Molybdenum, Total	ug/L	MW-13D	05/07/2020	ND	10.0000		
Molybdenum, Total	ug/L	MW-13D	11/12/2020	ND	10.0000		
Molybdenum, Total	ug/L	MW-13D	02/25/2021	ND	10.0000		
Molybdenum, Total	ug/L	MW-13D	03/29/2021	ND	10.0000		
Molybdenum, Total	ug/L	MW-13D	05/20/2021	ND	10.0000		
Molybdenum, Total	ug/L	MW-13D	06/22/2021	ND	10.0000		
Molybdenum, Total	ug/L	MW-13D	07/27/2021	ND	10.0000		
Molybdenum, Total	ug/L	MW-13D	11/16/2021	ND	10.0000		
Molybdenum, Total	ug/L	MW-13D	05/19/2022	ND	10.0000		
Selenium, Total	ug/L	MW-13D	08/08/2019	ND	1.0000		
Selenium, Total	ug/L	MW-13D	09/25/2019	ND	1.0000		
Selenium, Total	ug/L	MW-13D	05/07/2020	ND	10.0000		*
Selenium, Total	ug/L	MW-13D	11/12/2020		1.2000		
Selenium, Total	ug/L	MW-13D	02/25/2021	ND	1.0000		
Selenium, Total	ug/L	MW-13D	03/29/2021	ND	1.0000		
Selenium, Total	ug/L	MW-13D	05/20/2021		1.2000		
Selenium, Total	ug/L	MW-13D	06/22/2021		1.2000		
Selenium, Total	ug/L	MW-13D	07/27/2021		1.3000		
Selenium, Total	ug/L	MW-13D	11/16/2021		1.3000		
Selenium, Total	ug/L	MW-13D	05/19/2022	ND	1.0000		
Thallium, Total	ug/L	MW-13D	08/08/2019	ND	1.0000		
Thallium, Total	ug/L	MW-13D	09/25/2019	ND	1.0000		
Thallium, Total	ug/L	MW-13D	05/07/2020	ND	10.0000	1.0000	**
Thallium, Total	ug/L	MW-13D	11/12/2020	ND	1.0000		
Thallium, Total	ug/L	MW-13D	02/25/2021	ND	1.0000		
Thallium, Total	ug/L	MW-13D	03/29/2021	ND	1.0000		
Thallium, Total	ug/L	MW-13D	05/20/2021	ND	1.0000		
Thallium, Total	ug/L	MW-13D	06/22/2021	ND	1.0000		
Thallium, Total	ug/L	MW-13D	07/27/2021	ND	1.0000		
Thallium, Total	ug/L	MW-13D	05/19/2022	ND	1.0000		
Total Radium	pCi/L	MW-13D	08/08/2019	ND	1.5900		
Total Radium	pCi/L	MW-13D	09/25/2019		0.9060		
Total Radium	pCi/L	MW-13D	11/12/2020		1.1000		
Total Radium	pCi/L	MW-13D	02/25/2021		0.5860		
Total Radium	pCi/L	MW-13D	03/29/2021	ND	1.6600	1.5900	**
Total Radium	pCi/L	MW-13D	05/20/2021	ND	2.1400	1.5900	**
Total Radium	pCi/L	MW-13D	06/22/2021	ND	1.5900		
Total Radium	pCi/L	MW-13D	07/27/2021		0.7950		
Total Radium	pCi/L	MW-13D	11/16/2021		0.5500		

* - Outlier for that well and constituent.
** - ND value replaced with median RL.
*** - ND value replaced with manual RL.
ND = Not detected, Result = detection limit.

Table C-1

Upgradient Data

Constituent	Units	Well	Date		Result	Adjusted	
Total Radium	pCi/L	MW-13D	05/19/2022		0.9330		

* - Outlier for that well and constituent.
** - ND value replaced with median RL.
*** - ND value replaced with manual RL.
ND = Not detected, Result = detection limit.

Table C-2

Most Current Downgradient Monitoring Data

Constituent	Units	Well	Date		Result		Pred. Limit
Antimony, Total	ug/L	MW-11D	05/12/2022	ND	1.0000		1.0000
Antimony, Total	ug/L	MW-1D	05/10/2022	ND	1.0000		1.0000
Antimony, Total	ug/L	MW-2D	05/11/2022	ND	1.0000		1.0000
Antimony, Total	ug/L	MW-6D	05/11/2022		1.3000	*	1.0000
Arsenic, Total	ug/L	MW-11D	05/12/2022		5.2000	***	1.3000
Arsenic, Total	ug/L	MW-1D	05/10/2022		3.7000	***	1.3000
Arsenic, Total	ug/L	MW-2D	05/11/2022		3.7000	*	1.3000
Arsenic, Total	ug/L	MW-6D	05/11/2022	ND	1.0000		1.3000
Barium, Total	ug/L	MW-11D	05/12/2022		51.5000		73.5194
Barium, Total	ug/L	MW-1D	05/10/2022		60.9000		73.5194
Barium, Total	ug/L	MW-2D	05/11/2022		69.7000		73.5194
Barium, Total	ug/L	MW-6D	05/11/2022		58.3000		73.5194
Beryllium, Total	ug/L	MW-11D	05/12/2022	ND	0.2000		0.2000
Beryllium, Total	ug/L	MW-1D	05/10/2022	ND	0.2000		0.2000
Beryllium, Total	ug/L	MW-2D	05/11/2022	ND	0.2000		0.2000
Beryllium, Total	ug/L	MW-6D	05/11/2022	ND	0.2000		0.2000
Cadmium, Total	ug/L	MW-11D	05/12/2022	ND	2.0000		2.0000
Cadmium, Total	ug/L	MW-1D	05/10/2022	ND	2.0000		2.0000
Cadmium, Total	ug/L	MW-2D	05/11/2022	ND	2.0000		2.0000
Cadmium, Total	ug/L	MW-6D	05/11/2022	ND	2.0000		2.0000
Chromium, Total	ug/L	MW-11D	05/12/2022	ND	10.0000		10.0000
Chromium, Total	ug/L	MW-1D	05/10/2022	ND	10.0000		10.0000
Chromium, Total	ug/L	MW-2D	05/11/2022	ND	10.0000		10.0000
Chromium, Total	ug/L	MW-6D	05/11/2022	ND	10.0000		10.0000
Cobalt, Total	ug/L	MW-11D	05/12/2022	ND	1.0000		1.2000
Cobalt, Total	ug/L	MW-1D	05/10/2022	ND	1.0000		1.2000
Cobalt, Total	ug/L	MW-2D	05/11/2022	ND	1.0000		1.2000
Cobalt, Total	ug/L	MW-6D	05/11/2022	ND	1.0000		1.2000
Fluoride	mg/L	MW-11D	05/12/2022		0.3000	***	0.1200
Fluoride	mg/L	MW-1D	05/10/2022		0.3200	***	0.1200
Fluoride	mg/L	MW-2D	05/11/2022		0.2900	***	0.1200
Fluoride	mg/L	MW-6D	05/11/2022		0.2000	***	0.1200
Lead, Total	ug/L	MW-11D	05/12/2022	ND	10.0000		10.0000
Lead, Total	ug/L	MW-1D	05/10/2022	ND	10.0000		10.0000
Lead, Total	ug/L	MW-2D	05/11/2022	ND	10.0000		10.0000
Lead, Total	ug/L	MW-6D	05/11/2022	ND	10.0000		10.0000
Lithium, Total	ug/L	MW-11D	05/12/2022		88.1000	***	20.0000

* - Current value failed - awaiting verification.
** - Current value passed - previous exceedance not verified.
*** - Current value failed - exceedance verified.
**** - Current value passed - awaiting one more verification.
***** - Insufficient background data to compute prediction limit.
ND = Not Detected, Result = detection limit.

Table C-2

Most Current Downgradient Monitoring Data

Constituent	Units	Well	Date		Result		Pred. Limit
Lithium, Total	ug/L	MW-1D	05/10/2022		84.5000	***	20.0000
Lithium, Total	ug/L	MW-2D	05/11/2022		51.2000	***	20.0000
Lithium, Total	ug/L	MW-6D	05/11/2022		80.7000	***	20.0000
Mercury	ug/L	MW-11D	05/12/2022	ND	0.2000		2.0000
Mercury	ug/L	MW-1D	05/10/2022	ND	0.2000		2.0000
Mercury	ug/L	MW-2D	05/11/2022	ND	0.2000		2.0000
Mercury	ug/L	MW-6D	05/11/2022	ND	0.2000		2.0000
Molybdenum, Total	ug/L	MW-11D	05/12/2022		169.0000	***	10.0000
Molybdenum, Total	ug/L	MW-1D	05/10/2022		104.0000	***	10.0000
Molybdenum, Total	ug/L	MW-2D	05/11/2022		59.6000	***	10.0000
Molybdenum, Total	ug/L	MW-6D	05/11/2022		209.0000	***	10.0000
Selenium, Total	ug/L	MW-11D	05/12/2022	ND	1.0000		1.3000
Selenium, Total	ug/L	MW-1D	05/10/2022	ND	1.0000		1.3000
Selenium, Total	ug/L	MW-2D	05/11/2022	ND	1.0000		1.3000
Selenium, Total	ug/L	MW-6D	05/11/2022	ND	1.0000		1.3000
Thallium, Total	ug/L	MW-11D	05/12/2022	ND	1.0000		1.0000
Thallium, Total	ug/L	MW-1D	05/10/2022	ND	1.0000		1.0000
Thallium, Total	ug/L	MW-2D	05/11/2022	ND	1.0000		1.0000
Thallium, Total	ug/L	MW-6D	05/11/2022	ND	1.0000		1.0000
Total Radium	pCi/L	MW-11D	05/12/2022		1.3400		1.8197
Total Radium	pCi/L	MW-1D	05/10/2022		0.7450		1.8197
Total Radium	pCi/L	MW-2D	05/11/2022		1.2100		1.8197
Total Radium	pCi/L	MW-6D	05/11/2022		1.3800		1.8197

* - Current value failed - awaiting verification.
** - Current value passed - previous exceedance not verified.
*** - Current value failed - exceedance verified.
**** - Current value passed - awaiting one more verification.
***** - Insufficient background data to compute prediction limit.
ND = Not Detected, Result = detection limit.

Table C-3

Detection Frequencies in Upgradient and Downgradient Wells

Constituent	Detect	Upgradient N	Proportion	Detect	Downgradient N	Proportion
Antimony, Total	0	11	0.000	1	68	0.015
Arsenic, Total	1	11	0.091	27	68	0.397
Barium, Total	11	11	1.000	68	68	1.000
Beryllium, Total	0	10	0.000	0	52	0.000
Cadmium, Total	0	10	0.000	0	52	0.000
Chromium, Total	0	10	0.000	1	52	0.019
Cobalt, Total	1	11	0.091	1	68	0.015
Fluoride	5	11	0.455	72	72	1.000
Lead, Total	0	10	0.000	2	52	0.038
Lithium, Total	0	11	0.000	68	68	1.000
Mercury	0	9	0.000	0	52	0.000
Molybdenum, Total	0	11	0.000	68	68	1.000
Selenium, Total	5	10	0.500	0	68	0.000
Thallium, Total	0	10	0.000	0	52	0.000
Total Radium	6	10	0.600	64	68	0.941

N = Total number of measurements in all wells.
Detect = Total number of detections in all wells.
Proportion = Detect/N.

Table C-4

Shapiro-Wilk Multiple Group Test of Normality

Constituent	Detect	N	Detect Freq	G raw	G log	G cbrt	G sqrt	G sqr	G cub	Crit Value	Dist Form	Model Type
Antimony, Total	0	11	0.000	3.485	3.485					2.326	non-norm	nonpar
Arsenic, Total	1	11	0.091	3.485	3.485					2.326	non-norm	nonpar
Barium, Total	11	11	1.000	0.066	0.471					2.326	normal	normal
Beryllium, Total	0	10	0.000	3.262	3.262					2.326	non-norm	nonpar
Cadmium, Total	0	10	0.000	3.262	3.262					2.326	non-norm	nonpar
Chromium, Total	0	10	0.000	3.262	3.262					2.326	non-norm	nonpar
Cobalt, Total	1	11	0.091	3.485	3.485					2.326	non-norm	nonpar
Fluoride	5	11	0.455	3.338	3.320					2.326	non-norm	nonpar
Lead, Total	0	10	0.000	3.262	3.262					2.326	non-norm	nonpar
Lithium, Total	0	11	0.000	3.485	3.485					2.326	non-norm	nonpar
Mercury	0	9	0.000	2.968	2.968					2.326	non-norm	nonpar
Molybdenum, Total	0	11	0.000	3.485	3.485					2.326	non-norm	nonpar
Selenium, Total	5	10	0.500	2.451	2.515					2.326	non-norm	nonpar
Thallium, Total	0	10	0.000	3.262	3.262					2.326	non-norm	nonpar
Total Radium	6	10	0.600	1.668	1.355					2.326	normal	normal

* - Distribution override for that constituent.
Fit to distribution is confirmed if G <= critical value.
Model type may not match distributional form when detection frequency < 50%.

Table C-5

Summary Statistics and Prediction Limits

Constituent	Units	Detect	N	Mean	SD	alpha	Factor	Pred Limit	Type		Conf
Antimony, Total	ug/L	0	11					1.0000	nonpar	***	0.95
Arsenic, Total	ug/L	1	11					1.3000	nonpar		0.95
Barium, Total	ug/L	11	11	58.2364	5.2950	0.0100	2.8863	73.5194	normal		
Beryllium, Total	ug/L	0	10					0.2000	nonpar	***	0.94
Cadmium, Total	ug/L	0	10					2.0000	nonpar	***	0.94
Chromium, Total	ug/L	0	10					10.0000	nonpar	***	0.94
Cobalt, Total	ug/L	1	11					1.2000	nonpar		0.95
Fluoride	mg/L	5	11					0.1200	nonpar		0.95
Lead, Total	ug/L	0	10					10.0000	nonpar	***	0.94
Lithium, Total	ug/L	0	11					20.0000	nonpar	***	0.95
Mercury	ug/L	0	9					2.0000	nonpar	***	0.93
Molybdenum, Total	ug/L	0	11					10.0000	nonpar	***	0.95
Selenium, Total	ug/L	5	10					1.3000	nonpar		0.94
Thallium, Total	ug/L	0	10					1.0000	nonpar	***	0.94
Total Radium	pCi/L	6	10	0.4870	0.4504	0.0100	2.9590	1.8197	normal		

Conf = confidence level for passing initial test or one verification resample at all downgradient wells for a single constituent (nonparametric test only).
* - Insufficient Data.
** - Calculated limit raised to Manual Reporting Limit.
*** - Nonparametric limit based on ND value.
For transformed data, mean and SD in transformed units and prediction limit in original units.
All sample sizes and statistics are based on outlier free data.
For nonparametric limits, median reporting limits are substituted for extreme reporting limit values.

Table C-6

Dixon's Test Outliers
1% Significance Level

Constituent	Units	Well	Date	Result	ND Qualifier	Date Range	N	Critical Value
Selenium, Total	ug/L	MW-13D	05/07/2020	10.0000	< 10.0000	08/08/2019-05/19/2022	11	0.6736

N = Total number of independent measurements in background at each well.
Date Range = Dates of the first and last measurements included in background at each well.
Critical Value depends on the significance level and on N-1 when the two most extreme values are tested or N for the most extreme value.

Table C-7

Historical Downgradient Data for Constituent-Well Combinations that Failed the Current Statistical Evaluation or are in Verification Resampling Mode

Constituent	Units	Well	Date		Result		Pred. Limit
Antimony, Total	ug/L	MW-6D	04/20/2016	ND	6.0000		1.0000
Antimony, Total	ug/L	MW-6D	06/01/2016	ND	6.0000		1.0000
Antimony, Total	ug/L	MW-6D	08/11/2016	ND	6.0000		1.0000
Antimony, Total	ug/L	MW-6D	09/29/2016	ND	6.0000		1.0000
Antimony, Total	ug/L	MW-6D	12/01/2016	ND	6.0000		1.0000
Antimony, Total	ug/L	MW-6D	01/30/2017	ND	6.0000		1.0000
Antimony, Total	ug/L	MW-6D	05/25/2017	ND	6.0000		1.0000
Antimony, Total	ug/L	MW-6D	08/10/2017	ND	6.0000		1.0000
Antimony, Total	ug/L	MW-6D	05/22/2018	ND	1.0000		1.0000
Antimony, Total	ug/L	MW-6D	09/10/2018	ND	1.0000		1.0000
Antimony, Total	ug/L	MW-6D	05/08/2019	ND	1.0000		1.0000
Antimony, Total	ug/L	MW-6D	11/14/2019	ND	1.0000		1.0000
Antimony, Total	ug/L	MW-6D	05/08/2020	ND	1.0000		1.0000
Antimony, Total	ug/L	MW-6D	11/10/2020	ND	1.0000		1.0000
Antimony, Total	ug/L	MW-6D	05/18/2021	ND	1.0000		1.0000
Antimony, Total	ug/L	MW-6D	11/09/2021	ND	1.0000		1.0000
Antimony, Total	ug/L	MW-6D	05/11/2022		1.3000	*	1.0000
Arsenic, Total	ug/L	MW-11D	04/20/2016	ND	10.0000		1.3000
Arsenic, Total	ug/L	MW-11D	06/02/2016	ND	10.0000		1.3000
Arsenic, Total	ug/L	MW-11D	08/12/2016	ND	10.0000		1.3000
Arsenic, Total	ug/L	MW-11D	09/30/2016	ND	10.0000		1.3000
Arsenic, Total	ug/L	MW-11D	12/01/2016	ND	10.0000		1.3000
Arsenic, Total	ug/L	MW-11D	01/31/2017	ND	10.0000		1.3000
Arsenic, Total	ug/L	MW-11D	05/25/2017		24.4000	*	1.3000
Arsenic, Total	ug/L	MW-11D	08/10/2017	ND	10.0000		1.3000
Arsenic, Total	ug/L	MW-11D	05/22/2018		6.1000	*	1.3000
Arsenic, Total	ug/L	MW-11D	09/12/2018		5.3000	*	1.3000
Arsenic, Total	ug/L	MW-11D	05/08/2019		5.1000	*	1.3000
Arsenic, Total	ug/L	MW-11D	11/14/2019		5.0000	*	1.3000
Arsenic, Total	ug/L	MW-11D	05/07/2020		5.6000	*	1.3000
Arsenic, Total	ug/L	MW-11D	11/12/2020		4.6000	*	1.3000
Arsenic, Total	ug/L	MW-11D	05/17/2021		5.1000	*	1.3000
Arsenic, Total	ug/L	MW-11D	11/17/2021		6.2000	*	1.3000
Arsenic, Total	ug/L	MW-11D	05/12/2022		5.2000	*	1.3000
Arsenic, Total	ug/L	MW-1D	04/19/2016	ND	10.0000		1.3000
Arsenic, Total	ug/L	MW-1D	06/02/2016	ND	10.0000		1.3000

* - Significantly increased over background.
** - Detect at limit for 100% NDs in background (NPPL only).
*** - Manual exclusion.
ND = Not Detected, Result = detection limit.

Table C-7

Historical Downgradient Data for Constituent-Well Combinations that Failed the Current Statistical Evaluation or are in Verification Resampling Mode

Constituent	Units	Well	Date		Result		Pred. Limit
Arsenic, Total	ug/L	MW-1D	08/10/2016	ND	10.0000		1.3000
Arsenic, Total	ug/L	MW-1D	09/30/2016	ND	10.0000		1.3000
Arsenic, Total	ug/L	MW-1D	12/02/2016	ND	10.0000		1.3000
Arsenic, Total	ug/L	MW-1D	01/31/2017	ND	10.0000		1.3000
Arsenic, Total	ug/L	MW-1D	05/26/2017	ND	10.0000		1.3000
Arsenic, Total	ug/L	MW-1D	08/11/2017	ND	10.0000		1.3000
Arsenic, Total	ug/L	MW-1D	05/23/2018		1.6000	*	1.3000
Arsenic, Total	ug/L	MW-1D	09/11/2018		1.6000	*	1.3000
Arsenic, Total	ug/L	MW-1D	05/08/2019		1.5000	*	1.3000
Arsenic, Total	ug/L	MW-1D	11/14/2019		3.6000	*	1.3000
Arsenic, Total	ug/L	MW-1D	05/05/2020		1.9000	*	1.3000
Arsenic, Total	ug/L	MW-1D	11/11/2020		4.2000	*	1.3000
Arsenic, Total	ug/L	MW-1D	05/25/2021		2.3000	*	1.3000
Arsenic, Total	ug/L	MW-1D	11/09/2021		2.1000	*	1.3000
Arsenic, Total	ug/L	MW-1D	05/10/2022		3.7000	*	1.3000
Arsenic, Total	ug/L	MW-2D	04/19/2016	ND	10.0000		1.3000
Arsenic, Total	ug/L	MW-2D	06/02/2016	ND	10.0000		1.3000
Arsenic, Total	ug/L	MW-2D	08/11/2016	ND	10.0000		1.3000
Arsenic, Total	ug/L	MW-2D	09/30/2016	ND	10.0000		1.3000
Arsenic, Total	ug/L	MW-2D	12/02/2016	ND	10.0000		1.3000
Arsenic, Total	ug/L	MW-2D	01/31/2017	ND	10.0000		1.3000
Arsenic, Total	ug/L	MW-2D	05/26/2017	ND	10.0000		1.3000
Arsenic, Total	ug/L	MW-2D	08/11/2017	ND	10.0000		1.3000
Arsenic, Total	ug/L	MW-2D	05/22/2018		3.2000	*	1.3000
Arsenic, Total	ug/L	MW-2D	09/11/2018		3.9000	*	1.3000
Arsenic, Total	ug/L	MW-2D	05/09/2019		3.2000	*	1.3000
Arsenic, Total	ug/L	MW-2D	11/13/2019		3.7000	*	1.3000
Arsenic, Total	ug/L	MW-2D	05/05/2020		3.5000	*	1.3000
Arsenic, Total	ug/L	MW-2D	11/11/2020		4.0000	*	1.3000
Arsenic, Total	ug/L	MW-2D	05/11/2021		4.5000	*	1.3000
Arsenic, Total	ug/L	MW-2D	11/10/2021	ND	1.0000		1.3000
Arsenic, Total	ug/L	MW-2D	05/11/2022		3.7000	*	1.3000
Fluoride	mg/L	MW-11D	04/20/2016		0.2600	*	0.1200
Fluoride	mg/L	MW-11D	06/02/2016		0.2300	*	0.1200
Fluoride	mg/L	MW-11D	08/12/2016		0.2100	*	0.1200
Fluoride	mg/L	MW-11D	09/30/2016		0.2300	*	0.1200

* - Significantly increased over background.
** - Detect at limit for 100% NDs in background (NPPL only).
*** - Manual exclusion.
ND = Not Detected, Result = detection limit.

Table C-7

Historical Downgradient Data for Constituent-Well Combinations that Failed the Current Statistical Evaluation or are in Verification Resampling Mode

Constituent	Units	Well	Date		Result		Pred. Limit
Fluoride	mg/L	MW-11D	12/01/2016		0.2200	*	0.1200
Fluoride	mg/L	MW-11D	01/31/2017		0.2400	*	0.1200
Fluoride	mg/L	MW-11D	05/25/2017		0.2500	*	0.1200
Fluoride	mg/L	MW-11D	08/10/2017		0.2300	*	0.1200
Fluoride	mg/L	MW-11D	09/28/2017		0.1900	*	0.1200
Fluoride	mg/L	MW-11D	05/22/2018		0.2000	*	0.1200
Fluoride	mg/L	MW-11D	09/12/2018		0.1700	*	0.1200
Fluoride	mg/L	MW-11D	05/08/2019		0.2000	*	0.1200
Fluoride	mg/L	MW-11D	11/14/2019		0.2000	*	0.1200
Fluoride	mg/L	MW-11D	05/07/2020		0.2400	*	0.1200
Fluoride	mg/L	MW-11D	11/12/2020		0.2500	*	0.1200
Fluoride	mg/L	MW-11D	05/17/2021		0.2500	*	0.1200
Fluoride	mg/L	MW-11D	11/17/2021		0.2300	*	0.1200
Fluoride	mg/L	MW-11D	05/12/2022		0.3000	*	0.1200
Fluoride	mg/L	MW-1D	04/19/2016		0.4400	*	0.1200
Fluoride	mg/L	MW-1D	06/02/2016		0.4400	*	0.1200
Fluoride	mg/L	MW-1D	08/10/2016		0.4200	*	0.1200
Fluoride	mg/L	MW-1D	09/30/2016		0.4600	*	0.1200
Fluoride	mg/L	MW-1D	12/02/2016		0.4600	*	0.1200
Fluoride	mg/L	MW-1D	01/31/2017		0.4100	*	0.1200
Fluoride	mg/L	MW-1D	05/26/2017		0.4200	*	0.1200
Fluoride	mg/L	MW-1D	08/11/2017		0.4200	*	0.1200
Fluoride	mg/L	MW-1D	09/28/2017		0.4200	*	0.1200
Fluoride	mg/L	MW-1D	05/23/2018		0.3600	*	0.1200
Fluoride	mg/L	MW-1D	09/11/2018		0.3200	*	0.1200
Fluoride	mg/L	MW-1D	05/08/2019		0.3500	*	0.1200
Fluoride	mg/L	MW-1D	11/14/2019		0.3700	*	0.1200
Fluoride	mg/L	MW-1D	05/05/2020		0.3700	*	0.1200
Fluoride	mg/L	MW-1D	11/11/2020		0.3700	*	0.1200
Fluoride	mg/L	MW-1D	05/25/2021		0.3100	*	0.1200
Fluoride	mg/L	MW-1D	11/09/2021		0.3000	*	0.1200
Fluoride	mg/L	MW-1D	05/10/2022		0.3200	*	0.1200
Fluoride	mg/L	MW-2D	04/19/2016		0.4200	*	0.1200
Fluoride	mg/L	MW-2D	06/02/2016		0.4100	*	0.1200
Fluoride	mg/L	MW-2D	08/11/2016		0.3800	*	0.1200
Fluoride	mg/L	MW-2D	09/30/2016		0.3900	*	0.1200

* - Significantly increased over background.
** - Detect at limit for 100% NDs in background (NPPL only).
*** - Manual exclusion.
ND = Not Detected, Result = detection limit.

Table C-7

Historical Downgradient Data for Constituent-Well Combinations that Failed the Current Statistical Evaluation or are in Verification Resampling Mode

Constituent	Units	Well	Date		Result		Pred. Limit
Fluoride	mg/L	MW-2D	12/02/2016		0.4100	*	0.1200
Fluoride	mg/L	MW-2D	01/31/2017		0.3600	*	0.1200
Fluoride	mg/L	MW-2D	05/26/2017		0.3800	*	0.1200
Fluoride	mg/L	MW-2D	08/11/2017		0.3800	*	0.1200
Fluoride	mg/L	MW-2D	09/27/2017		0.3600	*	0.1200
Fluoride	mg/L	MW-2D	05/22/2018		0.3200	*	0.1200
Fluoride	mg/L	MW-2D	09/11/2018		0.2900	*	0.1200
Fluoride	mg/L	MW-2D	05/09/2019		0.3200	*	0.1200
Fluoride	mg/L	MW-2D	11/13/2019		0.3300	*	0.1200
Fluoride	mg/L	MW-2D	05/05/2020		0.3500	*	0.1200
Fluoride	mg/L	MW-2D	11/11/2020		0.3400	*	0.1200
Fluoride	mg/L	MW-2D	05/11/2021		0.1900	*	0.1200
Fluoride	mg/L	MW-2D	11/10/2021		0.2700	*	0.1200
Fluoride	mg/L	MW-2D	05/11/2022		0.2900	*	0.1200
Fluoride	mg/L	MW-6D	04/20/2016		0.2000	*	0.1200
Fluoride	mg/L	MW-6D	06/01/2016		0.1800	*	0.1200
Fluoride	mg/L	MW-6D	08/11/2016		0.1700	*	0.1200
Fluoride	mg/L	MW-6D	09/29/2016		0.1800	*	0.1200
Fluoride	mg/L	MW-6D	12/01/2016		0.2000	*	0.1200
Fluoride	mg/L	MW-6D	01/30/2017		0.1800	*	0.1200
Fluoride	mg/L	MW-6D	05/25/2017		0.1800	*	0.1200
Fluoride	mg/L	MW-6D	08/10/2017		0.1900	*	0.1200
Fluoride	mg/L	MW-6D	09/27/2017		0.1900	*	0.1200
Fluoride	mg/L	MW-6D	05/22/2018		0.1200		0.1200
Fluoride	mg/L	MW-6D	09/10/2018		0.1200		0.1200
Fluoride	mg/L	MW-6D	05/08/2019		0.1600	*	0.1200
Fluoride	mg/L	MW-6D	11/14/2019		0.1400	*	0.1200
Fluoride	mg/L	MW-6D	05/08/2020		0.1300	*	0.1200
Fluoride	mg/L	MW-6D	11/10/2020		0.1700	*	0.1200
Fluoride	mg/L	MW-6D	05/18/2021		0.1600	*	0.1200
Fluoride	mg/L	MW-6D	11/09/2021		0.1800	*	0.1200
Fluoride	mg/L	MW-6D	05/11/2022		0.2000	*	0.1200
Lithium, Total	ug/L	MW-11D	04/20/2016		102.0000	*	20.0000
Lithium, Total	ug/L	MW-11D	06/02/2016		99.6000	*	20.0000
Lithium, Total	ug/L	MW-11D	08/12/2016		91.7000	*	20.0000
Lithium, Total	ug/L	MW-11D	09/30/2016		95.9000	*	20.0000

* - Significantly increased over background.
** - Detect at limit for 100% NDs in background (NPPL only).
*** - Manual exclusion.
ND = Not Detected, Result = detection limit.

Table C-7

Historical Downgradient Data for Constituent-Well Combinations that Failed the Current Statistical Evaluation or are in Verification Resampling Mode

Constituent	Units	Well	Date		Result		Pred. Limit
Lithium, Total	ug/L	MW-11D	12/01/2016		97.4000	*	20.0000
Lithium, Total	ug/L	MW-11D	01/31/2017		88.3000	*	20.0000
Lithium, Total	ug/L	MW-11D	05/25/2017		134.0000	*	20.0000
Lithium, Total	ug/L	MW-11D	08/10/2017		98.8000	*	20.0000
Lithium, Total	ug/L	MW-11D	05/22/2018		91.9000	*	20.0000
Lithium, Total	ug/L	MW-11D	09/12/2018		83.0000	*	20.0000
Lithium, Total	ug/L	MW-11D	05/08/2019		93.0000	*	20.0000
Lithium, Total	ug/L	MW-11D	11/14/2019		93.0000	*	20.0000
Lithium, Total	ug/L	MW-11D	05/07/2020		94.1000	*	20.0000
Lithium, Total	ug/L	MW-11D	11/12/2020		85.7000	*	20.0000
Lithium, Total	ug/L	MW-11D	05/17/2021		84.1000	*	20.0000
Lithium, Total	ug/L	MW-11D	11/17/2021		82.7000	*	20.0000
Lithium, Total	ug/L	MW-11D	05/12/2022		88.1000	*	20.0000
Lithium, Total	ug/L	MW-1D	04/19/2016		108.0000	*	20.0000
Lithium, Total	ug/L	MW-1D	06/02/2016		99.0000	*	20.0000
Lithium, Total	ug/L	MW-1D	08/10/2016		91.0000	*	20.0000
Lithium, Total	ug/L	MW-1D	09/30/2016		90.9000	*	20.0000
Lithium, Total	ug/L	MW-1D	12/02/2016		90.8000	*	20.0000
Lithium, Total	ug/L	MW-1D	01/31/2017		88.6000	*	20.0000
Lithium, Total	ug/L	MW-1D	05/26/2017		94.2000	*	20.0000
Lithium, Total	ug/L	MW-1D	08/11/2017		92.0000	*	20.0000
Lithium, Total	ug/L	MW-1D	05/23/2018		99.2000	*	20.0000
Lithium, Total	ug/L	MW-1D	09/11/2018		89.0000	*	20.0000
Lithium, Total	ug/L	MW-1D	05/08/2019		99.7000	*	20.0000
Lithium, Total	ug/L	MW-1D	11/14/2019		90.2000	*	20.0000
Lithium, Total	ug/L	MW-1D	05/05/2020		94.3000	*	20.0000
Lithium, Total	ug/L	MW-1D	11/11/2020		83.2000	*	20.0000
Lithium, Total	ug/L	MW-1D	05/25/2021		82.6000	*	20.0000
Lithium, Total	ug/L	MW-1D	11/09/2021		93.6000	*	20.0000
Lithium, Total	ug/L	MW-1D	05/10/2022		84.5000	*	20.0000
Lithium, Total	ug/L	MW-2D	04/19/2016		115.0000	*	20.0000
Lithium, Total	ug/L	MW-2D	06/02/2016		110.0000	*	20.0000
Lithium, Total	ug/L	MW-2D	08/11/2016		109.0000	*	20.0000
Lithium, Total	ug/L	MW-2D	09/30/2016		106.0000	*	20.0000
Lithium, Total	ug/L	MW-2D	12/02/2016		108.0000	*	20.0000
Lithium, Total	ug/L	MW-2D	01/31/2017		105.0000	*	20.0000

* - Significantly increased over background.
** - Detect at limit for 100% NDs in background (NPPL only).
*** - Manual exclusion.
ND = Not Detected, Result = detection limit.

Table C-7

Historical Downgradient Data for Constituent-Well Combinations that Failed the Current Statistical Evaluation or are in Verification Resampling Mode

Constituent	Units	Well	Date		Result		Pred. Limit
Lithium, Total	ug/L	MW-2D	05/26/2017		106.0000	*	20.0000
Lithium, Total	ug/L	MW-2D	08/11/2017		102.0000	*	20.0000
Lithium, Total	ug/L	MW-2D	05/22/2018		91.1000	*	20.0000
Lithium, Total	ug/L	MW-2D	09/11/2018		69.2000	*	20.0000
Lithium, Total	ug/L	MW-2D	05/09/2019		86.5000	*	20.0000
Lithium, Total	ug/L	MW-2D	11/13/2019		76.5000	*	20.0000
Lithium, Total	ug/L	MW-2D	05/05/2020		74.4000	*	20.0000
Lithium, Total	ug/L	MW-2D	11/11/2020		52.7000	*	20.0000
Lithium, Total	ug/L	MW-2D	05/11/2021		51.0000	*	20.0000
Lithium, Total	ug/L	MW-2D	11/10/2021		49.6000	*	20.0000
Lithium, Total	ug/L	MW-2D	05/11/2022		51.2000	*	20.0000
Lithium, Total	ug/L	MW-6D	04/20/2016		155.0000	*	20.0000
Lithium, Total	ug/L	MW-6D	06/01/2016		134.0000	*	20.0000
Lithium, Total	ug/L	MW-6D	08/11/2016		138.0000	*	20.0000
Lithium, Total	ug/L	MW-6D	09/29/2016		137.0000	*	20.0000
Lithium, Total	ug/L	MW-6D	12/01/2016		132.0000	*	20.0000
Lithium, Total	ug/L	MW-6D	01/30/2017		132.0000	*	20.0000
Lithium, Total	ug/L	MW-6D	05/25/2017		134.0000	*	20.0000
Lithium, Total	ug/L	MW-6D	08/10/2017		121.0000	*	20.0000
Lithium, Total	ug/L	MW-6D	05/22/2018		105.0000	*	20.0000
Lithium, Total	ug/L	MW-6D	09/10/2018		90.6000	*	20.0000
Lithium, Total	ug/L	MW-6D	05/08/2019		113.0000	*	20.0000
Lithium, Total	ug/L	MW-6D	11/14/2019		97.3000	*	20.0000
Lithium, Total	ug/L	MW-6D	05/08/2020		99.0000	*	20.0000
Lithium, Total	ug/L	MW-6D	11/10/2020		81.7000	*	20.0000
Lithium, Total	ug/L	MW-6D	05/18/2021		84.5000	*	20.0000
Lithium, Total	ug/L	MW-6D	11/09/2021		86.3000	*	20.0000
Lithium, Total	ug/L	MW-6D	05/11/2022		80.7000	*	20.0000
Molybdenum, Total	ug/L	MW-11D	04/20/2016		202.0000	*	10.0000
Molybdenum, Total	ug/L	MW-11D	06/02/2016		200.0000	*	10.0000
Molybdenum, Total	ug/L	MW-11D	08/12/2016		189.0000	*	10.0000
Molybdenum, Total	ug/L	MW-11D	09/30/2016		189.0000	*	10.0000
Molybdenum, Total	ug/L	MW-11D	12/01/2016		191.0000	*	10.0000
Molybdenum, Total	ug/L	MW-11D	01/31/2017		182.0000	*	10.0000
Molybdenum, Total	ug/L	MW-11D	05/25/2017		183.0000	*	10.0000
Molybdenum, Total	ug/L	MW-11D	08/10/2017		194.0000	*	10.0000

* - Significantly increased over background.
** - Detect at limit for 100% NDs in background (NPPL only).
*** - Manual exclusion.
ND = Not Detected, Result = detection limit.

Table C-7

Historical Downgradient Data for Constituent-Well Combinations that Failed the Current Statistical Evaluation or are in Verification Resampling Mode

Constituent	Units	Well	Date		Result		Pred. Limit
Molybdenum, Total	ug/L	MW-11D	05/22/2018		189.0000	*	10.0000
Molybdenum, Total	ug/L	MW-11D	09/12/2018		156.0000	*	10.0000
Molybdenum, Total	ug/L	MW-11D	05/08/2019		175.0000	*	10.0000
Molybdenum, Total	ug/L	MW-11D	11/14/2019		162.0000	*	10.0000
Molybdenum, Total	ug/L	MW-11D	05/07/2020		176.0000	*	10.0000
Molybdenum, Total	ug/L	MW-11D	11/12/2020		170.0000	*	10.0000
Molybdenum, Total	ug/L	MW-11D	05/17/2021		173.0000	*	10.0000
Molybdenum, Total	ug/L	MW-11D	11/17/2021		183.0000	*	10.0000
Molybdenum, Total	ug/L	MW-11D	05/12/2022		169.0000	*	10.0000
Molybdenum, Total	ug/L	MW-1D	04/19/2016		108.0000	*	10.0000
Molybdenum, Total	ug/L	MW-1D	06/02/2016		118.0000	*	10.0000
Molybdenum, Total	ug/L	MW-1D	08/10/2016		128.0000	*	10.0000
Molybdenum, Total	ug/L	MW-1D	09/30/2016		126.0000	*	10.0000
Molybdenum, Total	ug/L	MW-1D	12/02/2016		123.0000	*	10.0000
Molybdenum, Total	ug/L	MW-1D	01/31/2017		125.0000	*	10.0000
Molybdenum, Total	ug/L	MW-1D	05/26/2017		119.0000	*	10.0000
Molybdenum, Total	ug/L	MW-1D	08/11/2017		118.0000	*	10.0000
Molybdenum, Total	ug/L	MW-1D	05/23/2018		107.0000	*	10.0000
Molybdenum, Total	ug/L	MW-1D	09/11/2018		111.0000	*	10.0000
Molybdenum, Total	ug/L	MW-1D	05/08/2019		122.0000	*	10.0000
Molybdenum, Total	ug/L	MW-1D	11/14/2019		118.0000	*	10.0000
Molybdenum, Total	ug/L	MW-1D	05/05/2020		119.0000	*	10.0000
Molybdenum, Total	ug/L	MW-1D	11/11/2020		113.0000	*	10.0000
Molybdenum, Total	ug/L	MW-1D	05/25/2021		106.0000	*	10.0000
Molybdenum, Total	ug/L	MW-1D	11/09/2021		112.0000	*	10.0000
Molybdenum, Total	ug/L	MW-1D	05/10/2022		104.0000	*	10.0000
Molybdenum, Total	ug/L	MW-2D	04/19/2016		103.0000	*	10.0000
Molybdenum, Total	ug/L	MW-2D	06/02/2016		107.0000	*	10.0000
Molybdenum, Total	ug/L	MW-2D	08/11/2016		102.0000	*	10.0000
Molybdenum, Total	ug/L	MW-2D	09/30/2016		99.4000	*	10.0000
Molybdenum, Total	ug/L	MW-2D	12/02/2016		110.0000	*	10.0000
Molybdenum, Total	ug/L	MW-2D	01/31/2017		117.0000	*	10.0000
Molybdenum, Total	ug/L	MW-2D	05/26/2017		120.0000	*	10.0000
Molybdenum, Total	ug/L	MW-2D	08/11/2017		120.0000	*	10.0000
Molybdenum, Total	ug/L	MW-2D	05/22/2018		128.0000	*	10.0000
Molybdenum, Total	ug/L	MW-2D	09/11/2018		101.0000	*	10.0000

* - Significantly increased over background.
** - Detect at limit for 100% NDs in background (NPPL only).
*** - Manual exclusion.
ND = Not Detected, Result = detection limit.

Table C-7

Historical Downgradient Data for Constituent-Well Combinations that Failed the Current Statistical Evaluation or are in Verification Resampling Mode

Constituent	Units	Well	Date		Result		Pred. Limit
Molybdenum, Total	ug/L	MW-2D	05/09/2019		94.8000	*	10.0000
Molybdenum, Total	ug/L	MW-2D	11/13/2019		93.3000	*	10.0000
Molybdenum, Total	ug/L	MW-2D	05/05/2020		92.0000	*	10.0000
Molybdenum, Total	ug/L	MW-2D	11/11/2020		76.0000	*	10.0000
Molybdenum, Total	ug/L	MW-2D	05/11/2021		67.5000	*	10.0000
Molybdenum, Total	ug/L	MW-2D	11/10/2021		67.2000	*	10.0000
Molybdenum, Total	ug/L	MW-2D	05/11/2022		59.6000	*	10.0000
Molybdenum, Total	ug/L	MW-6D	04/20/2016		184.0000	*	10.0000
Molybdenum, Total	ug/L	MW-6D	06/01/2016		185.0000	*	10.0000
Molybdenum, Total	ug/L	MW-6D	08/11/2016		188.0000	*	10.0000
Molybdenum, Total	ug/L	MW-6D	09/29/2016		180.0000	*	10.0000
Molybdenum, Total	ug/L	MW-6D	12/01/2016		188.0000	*	10.0000
Molybdenum, Total	ug/L	MW-6D	01/30/2017		194.0000	*	10.0000
Molybdenum, Total	ug/L	MW-6D	05/25/2017		208.0000	*	10.0000
Molybdenum, Total	ug/L	MW-6D	08/10/2017		213.0000	*	10.0000
Molybdenum, Total	ug/L	MW-6D	05/22/2018		208.0000	*	10.0000
Molybdenum, Total	ug/L	MW-6D	09/10/2018		190.0000	*	10.0000
Molybdenum, Total	ug/L	MW-6D	05/08/2019		198.0000	*	10.0000
Molybdenum, Total	ug/L	MW-6D	11/14/2019		175.0000	*	10.0000
Molybdenum, Total	ug/L	MW-6D	05/08/2020		188.0000	*	10.0000
Molybdenum, Total	ug/L	MW-6D	11/10/2020		210.0000	*	10.0000
Molybdenum, Total	ug/L	MW-6D	05/18/2021		219.0000	*	10.0000
Molybdenum, Total	ug/L	MW-6D	11/09/2021		244.0000	*	10.0000
Molybdenum, Total	ug/L	MW-6D	05/11/2022		209.0000	*	10.0000

* - Significantly increased over background.
** - Detect at limit for 100% NDs in background (NPPL only).
*** - Manual exclusion.
ND = Not Detected, Result = detection limit.

False Positive and False Negative Rates for Current Upgradient vs. Downgradient Monitoring Program

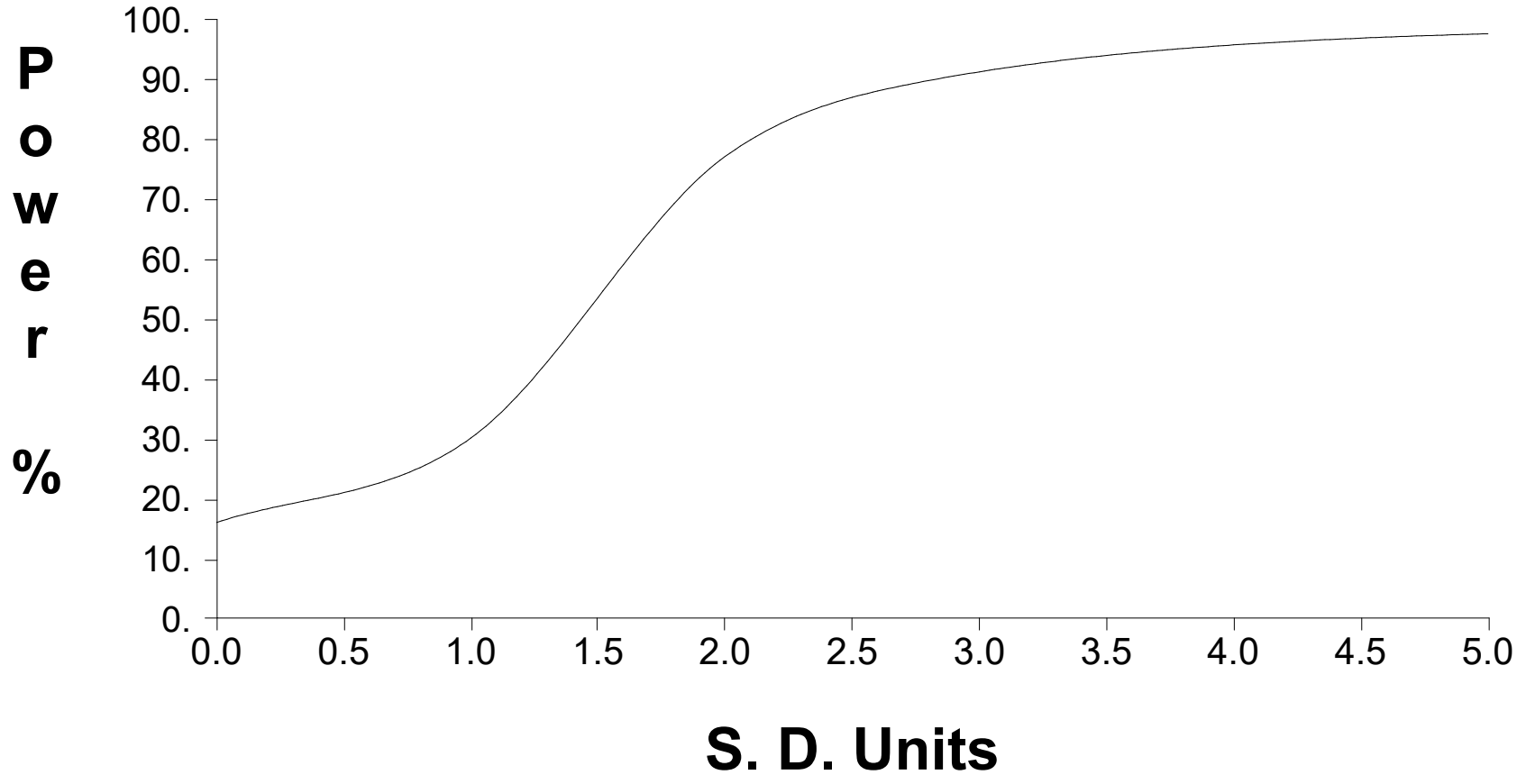

95% LCL DOCUMENTATION

NOVEMBER 2021

Table 1

Confidence Intervals for Comparing the Mean of the Last 4 Measurements to an Assessment Monitoring Standard

Constituent	Units	Well	N	Mean	SD	Factor	95% LCL	95% UCL	Standard	Trend	
Antimony, Total	ug/L	MW-10S	4	2.300	0.560	1.176	1.642	2.958	6.000		
Antimony, Total	ug/L	MW-11S	4	1.475	0.096	1.176	1.362	1.588	6.000	dec	
Antimony, Total	ug/L	MW-12S	4	1.350	0.129	1.176	1.198	1.502	6.000		
Antimony, Total	ug/L	MW-1S	4	2.300	0.535	1.176	1.670	2.930	6.000		
Antimony, Total	ug/L	MW-2S	4	0.500	0.000	1.176	0.500	0.500	6.000		
Antimony, Total	ug/L	MW-3S	4	3.000	0.000	1.176	3.000	3.000	6.000		
Antimony, Total	ug/L	MW-6S	4	1.275	0.150	1.176	1.099	1.451	6.000		
Antimony, Total	ug/L	MW-7S	4	3.025	0.574	1.176	2.350	3.700	6.000		
Arsenic, Total	ug/L	MW-10S	4	5.000	0.000	1.176	5.000	5.000	10.000		
Arsenic, Total	ug/L	MW-11S	4	109.200	25.815	1.176	78.834	139.566	10.000		**
Arsenic, Total	ug/L	MW-12S	4	2.400	1.744	1.176	0.349	4.451	10.000		
Arsenic, Total	ug/L	MW-1S	4	5.100	1.143	1.176	3.755	6.445	10.000		
Arsenic, Total	ug/L	MW-2S	4	12.500	2.624	1.176	9.413	15.587	10.000		
Arsenic, Total	ug/L	MW-3S	4	0.500	0.000	1.176	0.500	0.500	10.000		
Arsenic, Total	ug/L	MW-6S	4	0.500	0.000	1.176	0.500	0.500	10.000		
Arsenic, Total	ug/L	MW-7S	4	3.525	1.727	1.176	1.494	5.556	10.000		
Barium, Total	ug/L	MW-10S	4	86.425	9.867	1.176	74.818	98.032	2000.000		
Barium, Total	ug/L	MW-11S	4	111.575	21.327	1.176	86.488	136.662	2000.000		
Barium, Total	ug/L	MW-12S	4	117.350	14.494	1.176	100.300	134.400	2000.000		
Barium, Total	ug/L	MW-1S	4	78.375	13.109	1.176	62.955	93.795	2000.000		
Barium, Total	ug/L	MW-2S	4	141.000	38.756	1.176	95.412	186.588	2000.000		
Barium, Total	ug/L	MW-3S	4	104.825	22.334	1.176	78.554	131.096	2000.000		
Barium, Total	ug/L	MW-6S	4	100.275	14.327	1.176	83.423	117.127	2000.000		
Barium, Total	ug/L	MW-7S	4	80.625	20.768	1.176	56.195	105.055	2000.000	dec	
Beryllium, Total	ug/L	MW-10S	4	2.000	0.000	1.176	2.000	2.000	4.000		
Beryllium, Total	ug/L	MW-11S	4	2.000	0.000	1.176	2.000	2.000	4.000		
Beryllium, Total	ug/L	MW-12S	4	2.000	0.000	1.176	2.000	2.000	4.000		
Beryllium, Total	ug/L	MW-1S	4	2.000	0.000	1.176	2.000	2.000	4.000		
Beryllium, Total	ug/L	MW-2S	4	2.000	0.000	1.176	2.000	2.000	4.000		
Beryllium, Total	ug/L	MW-3S	4	2.000	0.000	1.176	2.000	2.000	4.000		
Beryllium, Total	ug/L	MW-6S	4	2.000	0.000	1.176	2.000	2.000	4.000		
Beryllium, Total	ug/L	MW-7S	4	2.000	0.000	1.176	2.000	2.000	4.000		
Cadmium, Total	ug/L	MW-10S	4	1.000	0.000	1.176	1.000	1.000	5.000		
Cadmium, Total	ug/L	MW-11S	4	1.000	0.000	1.176	1.000	1.000	5.000		
Cadmium, Total	ug/L	MW-12S	4	1.000	0.000	1.176	1.000	1.000	5.000		
Cadmium, Total	ug/L	MW-1S	4	1.000	0.000	1.176	1.000	1.000	5.000		
Cadmium, Total	ug/L	MW-2S	4	1.000	0.000	1.176	1.000	1.000	5.000		
Cadmium, Total	ug/L	MW-3S	4	1.000	0.000	1.176	1.000	1.000	5.000		
Cadmium, Total	ug/L	MW-6S	4	1.000	0.000	1.176	1.000	1.000	5.000		
Cadmium, Total	ug/L	MW-7S	4	1.000	0.000	1.176	1.000	1.000	5.000		

* - Insufficient Data
** - Significant Exceedance
LCL = Lower Confidence Limit
UCL = Upper Confidence Limit

Table 1

Confidence Intervals for Comparing the Mean of the Last 4 Measurements to an Assessment Monitoring Standard

Constituent	Units	Well	N	Mean	SD	Factor	95% LCL	95% UCL	Standard	Trend	
Chromium, Total	ug/L	MW-10S	4	5.000	0.000	1.176	5.000	5.000	100.000		
Chromium, Total	ug/L	MW-11S	4	5.000	0.000	1.176	5.000	5.000	100.000		
Chromium, Total	ug/L	MW-12S	4	5.000	0.000	1.176	5.000	5.000	100.000		
Chromium, Total	ug/L	MW-1S	4	5.000	0.000	1.176	5.000	5.000	100.000		
Chromium, Total	ug/L	MW-2S	4	5.000	0.000	1.176	5.000	5.000	100.000		
Chromium, Total	ug/L	MW-3S	4	5.000	0.000	1.176	5.000	5.000	100.000		
Chromium, Total	ug/L	MW-6S	4	5.000	0.000	1.176	5.000	5.000	100.000		
Chromium, Total	ug/L	MW-7S	4	5.000	0.000	1.176	5.000	5.000	100.000		
Cobalt, Total	ug/L	MW-10S	4	2.500	0.000	1.176	2.500	2.500	6.000		
Cobalt, Total	ug/L	MW-11S	4	2.500	0.000	1.176	2.500	2.500	6.000		
Cobalt, Total	ug/L	MW-12S	4	2.500	0.000	1.176	2.500	2.500	6.000		
Cobalt, Total	ug/L	MW-1S	4	0.500	0.000	1.176	0.500	0.500	6.000		
Cobalt, Total	ug/L	MW-2S	4	2.500	0.000	1.176	2.500	2.500	6.000		
Cobalt, Total	ug/L	MW-3S	4	0.500	0.000	1.176	0.500	0.500	6.000		
Cobalt, Total	ug/L	MW-6S	4	0.500	0.000	1.176	0.500	0.500	6.000		
Cobalt, Total	ug/L	MW-7S	4	2.850	0.839	1.176	1.864	3.836	6.000		
Fluoride	mg/L	MW-10S	4	0.238	0.043	1.176	0.186	0.289	4.000	dec	
Fluoride	mg/L	MW-11S	4	0.183	0.033	1.176	0.144	0.221	4.000	dec	
Fluoride	mg/L	MW-12S	4	0.248	0.038	1.176	0.203	0.292	4.000	dec	
Fluoride	mg/L	MW-1S	4	0.170	0.098	1.176	0.054	0.286	4.000	dec	
Fluoride	mg/L	MW-2S	4	0.135	0.024	1.176	0.107	0.163	4.000	dec	
Fluoride	mg/L	MW-3S	4	0.328	0.045	1.176	0.275	0.380	4.000		
Fluoride	mg/L	MW-6S	4	0.218	0.044	1.176	0.165	0.270	4.000		
Fluoride	mg/L	MW-7S	4	0.050	0.000	1.176	0.050	0.050	4.000	dec	
Lead, Total	ug/L	MW-10S	4	5.000	0.000	1.176	5.000	5.000	15.000		
Lead, Total	ug/L	MW-11S	4	5.000	0.000	1.176	5.000	5.000	15.000		
Lead, Total	ug/L	MW-12S	4	5.000	0.000	1.176	5.000	5.000	15.000		
Lead, Total	ug/L	MW-1S	4	5.000	0.000	1.176	5.000	5.000	15.000		
Lead, Total	ug/L	MW-2S	4	5.000	0.000	1.176	5.000	5.000	15.000		
Lead, Total	ug/L	MW-3S	4	5.000	0.000	1.176	5.000	5.000	15.000		
Lead, Total	ug/L	MW-6S	4	5.000	0.000	1.176	5.000	5.000	15.000		
Lead, Total	ug/L	MW-7S	4	5.000	0.000	1.176	5.000	5.000	15.000		
Lithium, Total	ug/L	MW-10S	4	99.950	9.504	1.176	88.770	111.130	40.000		**
Lithium, Total	ug/L	MW-11S	4	120.750	11.177	1.176	107.603	133.897	40.000		**
Lithium, Total	ug/L	MW-12S	4	121.250	7.500	1.176	112.428	130.072	40.000	inc	**
Lithium, Total	ug/L	MW-1S	4	101.950	23.501	1.176	74.307	129.593	40.000		**
Lithium, Total	ug/L	MW-2S	4	68.225	21.093	1.176	43.414	93.036	40.000		**
Lithium, Total	ug/L	MW-3S	4	17.675	8.904	1.176	7.202	28.148	40.000	dec	
Lithium, Total	ug/L	MW-6S	4	90.425	8.284	1.176	80.680	100.170	40.000		**
Lithium, Total	ug/L	MW-7S	4	29.925	2.900	1.176	26.514	33.336	40.000	dec	

* - Insufficient Data
** - Significant Exceedance
LCL = Lower Confidence Limit
UCL = Upper Confidence Limit

Table 1

Confidence Intervals for Comparing the Mean of the Last 4 Measurements to an Assessment Monitoring Standard

Constituent	Units	Well	N	Mean	SD	Factor	95% LCL	95% UCL	Standard	Trend	
Mercury	ug/L	MW-10S	4	1.000	0.000	1.176	1.000	1.000	2.000		
Mercury	ug/L	MW-11S	4	1.000	0.000	1.176	1.000	1.000	2.000		
Mercury	ug/L	MW-12S	4	1.000	0.000	1.176	1.000	1.000	2.000		
Mercury	ug/L	MW-1S	4	1.000	0.000	1.176	1.000	1.000	2.000		
Mercury	ug/L	MW-2S	4	1.000	0.000	1.176	1.000	1.000	2.000		
Mercury	ug/L	MW-3S	4	1.000	0.000	1.176	1.000	1.000	2.000		
Mercury	ug/L	MW-6S	4	1.000	0.000	1.176	1.000	1.000	2.000		
Mercury	ug/L	MW-7S	4	1.000	0.000	1.176	1.000	1.000	2.000		
Molybdenum, Total	ug/L	MW-10S	4	89.500	8.755	1.176	79.201	99.799	100.000	dec	
Molybdenum, Total	ug/L	MW-11S	4	84.125	22.726	1.176	57.392	110.858	100.000		
Molybdenum, Total	ug/L	MW-12S	4	54.375	15.882	1.176	35.693	73.057	100.000	dec	
Molybdenum, Total	ug/L	MW-1S	4	34.425	16.173	1.176	15.401	53.449	100.000		
Molybdenum, Total	ug/L	MW-2S	4	8.700	4.444	1.176	3.472	13.928	100.000	dec	
Molybdenum, Total	ug/L	MW-3S	4	60.525	12.774	1.176	45.499	75.551	100.000		
Molybdenum, Total	ug/L	MW-6S	4	138.425	33.870	1.176	98.584	178.266	100.000		
Molybdenum, Total	ug/L	MW-7S	4	50.150	15.346	1.176	32.098	68.202	100.000		
Selenium, Total	ug/L	MW-10S	4	4.300	5.477	1.176	0.000	10.742	50.000		
Selenium, Total	ug/L	MW-11S	4	8.525	4.182	1.176	3.606	13.444	50.000		
Selenium, Total	ug/L	MW-12S	4	21.500	13.519	1.176	5.598	37.402	50.000		
Selenium, Total	ug/L	MW-1S	4	15.575	8.787	1.176	5.239	25.911	50.000		
Selenium, Total	ug/L	MW-2S	4	35.350	42.714	1.176	0.000	85.594	50.000		
Selenium, Total	ug/L	MW-3S	4	5.225	0.450	1.176	4.696	5.754	50.000		
Selenium, Total	ug/L	MW-6S	4	10.225	5.814	1.176	3.386	17.064	50.000		
Selenium, Total	ug/L	MW-7S	4	23.625	12.162	1.176	9.319	37.931	50.000		
Thallium, Total	ug/L	MW-10S	4	1.000	0.000	1.176	1.000	1.000	2.000		
Thallium, Total	ug/L	MW-11S	4	1.000	0.000	1.176	1.000	1.000	2.000		
Thallium, Total	ug/L	MW-12S	4	1.000	0.000	1.176	1.000	1.000	2.000		
Thallium, Total	ug/L	MW-1S	4	1.000	0.000	1.176	1.000	1.000	2.000		
Thallium, Total	ug/L	MW-2S	4	1.000	0.000	1.176	1.000	1.000	2.000		
Thallium, Total	ug/L	MW-3S	4	1.000	0.000	1.176	1.000	1.000	2.000		
Thallium, Total	ug/L	MW-6S	4	1.000	0.000	1.176	1.000	1.000	2.000		
Thallium, Total	ug/L	MW-7S	4	1.000	0.000	1.176	1.000	1.000	2.000		
Total Radium	pCi/L	MW-10S	4	1.028	0.301	1.176	0.674	1.382	5.000		
Total Radium	pCi/L	MW-11S	4	0.783	0.112	1.176	0.651	0.915	5.000		
Total Radium	pCi/L	MW-12S	4	0.737	0.117	1.176	0.600	0.874	5.000		
Total Radium	pCi/L	MW-1S	4	0.837	0.075	1.176	0.750	0.925	5.000		
Total Radium	pCi/L	MW-2S	4	1.513	1.141	1.176	0.170	2.855	5.000		
Total Radium	pCi/L	MW-3S	4	0.825	0.050	1.176	0.766	0.884	5.000		
Total Radium	pCi/L	MW-6S	4	1.132	0.312	1.176	0.765	1.499	5.000		
Total Radium	pCi/L	MW-7S	4	1.597	1.180	1.176	0.209	2.984	5.000		

* - Insufficient Data
** - Significant Exceedance
LCL = Lower Confidence Limit
UCL = Upper Confidence Limit

Table 1

Confidence Intervals for Comparing the Mean of the Last 4 Measurements to an Assessment Monitoring Standard

Constituent	Units	Well	N	Mean	SD	Factor	95% LCL	95% UCL	Standard	Trend	
Antimony, Total	ug/L	MW-11I	4	0.500	0.000	1.176	0.500	0.500	6.000		
Antimony, Total	ug/L	MW-1I	4	0.500	0.000	1.176	0.500	0.500	6.000		
Antimony, Total	ug/L	MW-2I	4	0.500	0.000	1.176	0.500	0.500	6.000		
Antimony, Total	ug/L	MW-3I	4	0.500	0.000	1.176	0.500	0.500	6.000		
Antimony, Total	ug/L	MW-6I	4	0.500	0.000	1.176	0.500	0.500	6.000		
Arsenic, Total	ug/L	MW-11I	4	2.100	1.936	1.176	0.000	4.377	10.000		
Arsenic, Total	ug/L	MW-1I	4	0.500	0.000	1.176	0.500	0.500	10.000		
Arsenic, Total	ug/L	MW-2I	4	4.625	0.750	1.176	3.743	5.507	10.000		
Arsenic, Total	ug/L	MW-3I	4	0.500	0.000	1.176	0.500	0.500	10.000		
Arsenic, Total	ug/L	MW-6I	4	0.500	0.000	1.176	0.500	0.500	10.000		
Barium, Total	ug/L	MW-11I	4	53.525	8.026	1.176	44.085	62.965	2000.000	dec	
Barium, Total	ug/L	MW-1I	4	54.000	2.406	1.176	51.170	56.830	2000.000		
Barium, Total	ug/L	MW-2I	4	70.225	9.133	1.176	59.482	80.968	2000.000		
Barium, Total	ug/L	MW-3I	4	75.425	19.796	1.176	52.140	98.710	2000.000		
Barium, Total	ug/L	MW-6I	4	54.975	6.884	1.176	46.877	63.073	2000.000		
Beryllium, Total	ug/L	MW-11I	4	2.000	0.000	1.176	2.000	2.000	4.000		
Beryllium, Total	ug/L	MW-1I	4	2.000	0.000	1.176	2.000	2.000	4.000		
Beryllium, Total	ug/L	MW-2I	4	2.000	0.000	1.176	2.000	2.000	4.000		
Beryllium, Total	ug/L	MW-3I	4	2.000	0.000	1.176	2.000	2.000	4.000		
Beryllium, Total	ug/L	MW-6I	4	2.000	0.000	1.176	2.000	2.000	4.000		
Cadmium, Total	ug/L	MW-11I	4	1.000	0.000	1.176	1.000	1.000	5.000		
Cadmium, Total	ug/L	MW-1I	4	1.000	0.000	1.176	1.000	1.000	5.000		
Cadmium, Total	ug/L	MW-2I	4	1.000	0.000	1.176	1.000	1.000	5.000		
Cadmium, Total	ug/L	MW-3I	4	1.000	0.000	1.176	1.000	1.000	5.000		
Cadmium, Total	ug/L	MW-6I	4	1.000	0.000	1.176	1.000	1.000	5.000		
Chromium, Total	ug/L	MW-11I	4	5.000	0.000	1.176	5.000	5.000	100.000		
Chromium, Total	ug/L	MW-1I	4	5.000	0.000	1.176	5.000	5.000	100.000		
Chromium, Total	ug/L	MW-2I	4	5.000	0.000	1.176	5.000	5.000	100.000		
Chromium, Total	ug/L	MW-3I	4	5.000	0.000	1.176	5.000	5.000	100.000		
Chromium, Total	ug/L	MW-6I	4	5.000	0.000	1.176	5.000	5.000	100.000		
Cobalt, Total	ug/L	MW-11I	4	0.500	0.000	1.176	0.500	0.500	6.000		
Cobalt, Total	ug/L	MW-1I	4	0.500	0.000	1.176	0.500	0.500	6.000		
Cobalt, Total	ug/L	MW-2I	4	0.500	0.000	1.176	0.500	0.500	6.000		
Cobalt, Total	ug/L	MW-3I	4	0.500	0.000	1.176	0.500	0.500	6.000		
Cobalt, Total	ug/L	MW-6I	4	0.500	0.000	1.176	0.500	0.500	6.000		
Fluoride	mg/L	MW-11I	4	0.390	0.027	1.176	0.358	0.422	4.000		
Fluoride	mg/L	MW-1I	4	0.300	0.039	1.176	0.254	0.346	4.000	dec	
Fluoride	mg/L	MW-2I	4	0.268	0.059	1.176	0.198	0.337	4.000	dec	
Fluoride	mg/L	MW-3I	4	0.248	0.072	1.176	0.163	0.332	4.000		
Fluoride	mg/L	MW-6I	4	0.275	0.026	1.176	0.244	0.306	4.000		

* - Insufficient Data
** - Significant Exceedance
LCL = Lower Confidence Limit
UCL = Upper Confidence Limit

Prepared by: ATC Group Services LLC

Table 1

Confidence Intervals for Comparing the Mean of the Last 4 Measurements to an Assessment Monitoring Standard

Constituent	Units	Well	N	Mean	SD	Factor	95% LCL	95% UCL	Standard	Trend	
Lead, Total	ug/L	MW-11I	4	5.000	0.000	1.176	5.000	5.000	15.000		
Lead, Total	ug/L	MW-1I	4	5.000	0.000	1.176	5.000	5.000	15.000		
Lead, Total	ug/L	MW-2I	4	5.000	0.000	1.176	5.000	5.000	15.000		
Lead, Total	ug/L	MW-3I	4	5.000	0.000	1.176	5.000	5.000	15.000		
Lead, Total	ug/L	MW-6I	4	5.000	0.000	1.176	5.000	5.000	15.000		
Lithium, Total	ug/L	MW-11I	4	105.050	10.348	1.176	92.878	117.222	40.000	dec	**
Lithium, Total	ug/L	MW-1I	4	94.650	7.891	1.176	85.368	103.932	40.000		**
Lithium, Total	ug/L	MW-2I	4	62.975	10.169	1.176	51.013	74.937	40.000	dec	**
Lithium, Total	ug/L	MW-3I	4	15.475	6.328	1.176	8.031	22.919	40.000	dec	
Lithium, Total	ug/L	MW-6I	4	113.250	8.302	1.176	103.485	123.015	40.000	dec	**
Mercury	ug/L	MW-11I	4	1.000	0.000	1.176	1.000	1.000	2.000		
Mercury	ug/L	MW-1I	4	1.000	0.000	1.176	1.000	1.000	2.000		
Mercury	ug/L	MW-2I	4	1.000	0.000	1.176	1.000	1.000	2.000		
Mercury	ug/L	MW-3I	4	1.000	0.000	1.176	1.000	1.000	2.000		
Mercury	ug/L	MW-6I	4	1.000	0.000	1.176	1.000	1.000	2.000		
Molybdenum, Total	ug/L	MW-11I	4	158.750	9.912	1.176	147.090	170.410	100.000	dec	**
Molybdenum, Total	ug/L	MW-1I	4	103.350	5.519	1.176	96.858	109.842	100.000	dec	
Molybdenum, Total	ug/L	MW-2I	4	62.375	3.598	1.176	58.142	66.608	100.000	dec	
Molybdenum, Total	ug/L	MW-3I	4	67.500	9.539	1.176	56.279	78.721	100.000		
Molybdenum, Total	ug/L	MW-6I	4	221.500	11.000	1.176	208.561	234.439	100.000		**
Selenium, Total	ug/L	MW-11I	4	0.500	0.000	1.176	0.500	0.500	50.000		
Selenium, Total	ug/L	MW-1I	4	0.500	0.000	1.176	0.500	0.500	50.000		
Selenium, Total	ug/L	MW-2I	4	0.500	0.000	1.176	0.500	0.500	50.000		
Selenium, Total	ug/L	MW-3I	4	0.500	0.000	1.176	0.500	0.500	50.000		
Selenium, Total	ug/L	MW-6I	4	0.500	0.000	1.176	0.500	0.500	50.000		
Thallium, Total	ug/L	MW-11I	4	1.000	0.000	1.176	1.000	1.000	2.000		
Thallium, Total	ug/L	MW-1I	4	1.000	0.000	1.176	1.000	1.000	2.000		
Thallium, Total	ug/L	MW-2I	4	1.000	0.000	1.176	1.000	1.000	2.000		
Thallium, Total	ug/L	MW-3I	4	1.000	0.000	1.176	1.000	1.000	2.000		
Thallium, Total	ug/L	MW-6I	4	1.000	0.000	1.176	1.000	1.000	2.000		
Total Radium	pCi/L	MW-11I	4	1.553	0.413	1.176	1.067	2.038	5.000		
Total Radium	pCi/L	MW-1I	4	1.420	0.437	1.176	0.906	1.934	5.000		
Total Radium	pCi/L	MW-2I	4	1.525	0.555	1.176	0.872	2.178	5.000		
Total Radium	pCi/L	MW-3I	4	1.125	0.349	1.176	0.714	1.535	5.000		
Total Radium	pCi/L	MW-6I	4	1.795	0.620	1.176	1.066	2.524	5.000		

* - Insufficient Data
** - Significant Exceedance
LCL = Lower Confidence Limit
UCL = Upper Confidence Limit

Table 1

Confidence Intervals for Comparing the Mean of the Last 4 Measurements to an Assessment Monitoring Standard

Constituent	Units	Well	N	Mean	SD	Factor	95% LCL	95% UCL	Standard	Trend	
Antimony, Total	ug/L	MW-11D	4	0.500	0.000	1.176	0.500	0.500	6.000		
Antimony, Total	ug/L	MW-1D	4	0.500	0.000	1.176	0.500	0.500	6.000		
Antimony, Total	ug/L	MW-2D	4	0.500	0.000	1.176	0.500	0.500	6.000		
Antimony, Total	ug/L	MW-6D	4	0.500	0.000	1.176	0.500	0.500	6.000		
Arsenic, Total	ug/L	MW-11D	4	5.375	0.685	1.176	4.569	6.181	10.000		
Arsenic, Total	ug/L	MW-1D	4	2.625	1.063	1.176	1.375	3.875	10.000		
Arsenic, Total	ug/L	MW-2D	4	4.250	0.645	1.176	3.491	5.009	10.000		
Arsenic, Total	ug/L	MW-6D	4	0.500	0.000	1.176	0.500	0.500	10.000		
Barium, Total	ug/L	MW-11D	4	56.950	5.041	1.176	51.020	62.880	2000.000	dec	
Barium, Total	ug/L	MW-1D	4	60.075	2.223	1.176	57.460	62.690	2000.000		
Barium, Total	ug/L	MW-2D	4	64.750	7.221	1.176	56.257	73.243	2000.000		
Barium, Total	ug/L	MW-6D	4	53.750	4.532	1.176	48.419	59.081	2000.000		
Beryllium, Total	ug/L	MW-11D	4	2.000	0.000	1.176	2.000	2.000	4.000		
Beryllium, Total	ug/L	MW-1D	4	2.000	0.000	1.176	2.000	2.000	4.000		
Beryllium, Total	ug/L	MW-2D	4	2.000	0.000	1.176	2.000	2.000	4.000		
Beryllium, Total	ug/L	MW-6D	4	2.000	0.000	1.176	2.000	2.000	4.000		
Cadmium, Total	ug/L	MW-11D	4	1.000	0.000	1.176	1.000	1.000	5.000		
Cadmium, Total	ug/L	MW-1D	4	1.000	0.000	1.176	1.000	1.000	5.000		
Cadmium, Total	ug/L	MW-2D	4	1.000	0.000	1.176	1.000	1.000	5.000		
Cadmium, Total	ug/L	MW-6D	4	1.000	0.000	1.176	1.000	1.000	5.000		
Chromium, Total	ug/L	MW-11D	4	5.000	0.000	1.176	5.000	5.000	100.000		
Chromium, Total	ug/L	MW-1D	4	5.000	0.000	1.176	5.000	5.000	100.000		
Chromium, Total	ug/L	MW-2D	4	5.000	0.000	1.176	5.000	5.000	100.000		
Chromium, Total	ug/L	MW-6D	4	5.000	0.000	1.176	5.000	5.000	100.000		
Cobalt, Total	ug/L	MW-11D	4	0.500	0.000	1.176	0.500	0.500	6.000		
Cobalt, Total	ug/L	MW-1D	4	0.500	0.000	1.176	0.500	0.500	6.000		
Cobalt, Total	ug/L	MW-2D	4	0.500	0.000	1.176	0.500	0.500	6.000		
Cobalt, Total	ug/L	MW-6D	4	0.500	0.000	1.176	0.500	0.500	6.000		
Fluoride	mg/L	MW-11D	4	0.243	0.010	1.176	0.231	0.254	4.000		
Fluoride	mg/L	MW-1D	4	0.338	0.038	1.176	0.293	0.382	4.000	dec	
Fluoride	mg/L	MW-2D	4	0.288	0.074	1.176	0.200	0.375	4.000	dec	
Fluoride	mg/L	MW-6D	4	0.160	0.022	1.176	0.135	0.185	4.000		
Lead, Total	ug/L	MW-11D	4	5.000	0.000	1.176	5.000	5.000	15.000		
Lead, Total	ug/L	MW-1D	4	5.000	0.000	1.176	5.000	5.000	15.000		
Lead, Total	ug/L	MW-2D	4	5.000	0.000	1.176	5.000	5.000	15.000		
Lead, Total	ug/L	MW-6D	4	5.000	0.000	1.176	5.000	5.000	15.000		
Lithium, Total	ug/L	MW-11D	4	86.650	5.116	1.176	80.633	92.667	40.000	dec	**
Lithium, Total	ug/L	MW-1D	4	88.425	6.391	1.176	80.908	95.942	40.000		**
Lithium, Total	ug/L	MW-2D	4	56.925	11.719	1.176	43.140	70.710	40.000	dec	**
Lithium, Total	ug/L	MW-6D	4	87.875	7.654	1.176	78.871	96.879	40.000	dec	**

* - Insufficient Data
** - Significant Exceedance
LCL = Lower Confidence Limit
UCL = Upper Confidence Limit

Table 1

Confidence Intervals for Comparing the Mean of the Last 4 Measurements to an Assessment Monitoring Standard

Constituent	Units	Well	N	Mean	SD	Factor	95% LCL	95% UCL	Standard	Trend	
Mercury	ug/L	MW-11D	4	1.000	0.000	1.176	1.000	1.000	2.000		
Mercury	ug/L	MW-1D	4	1.000	0.000	1.176	1.000	1.000	2.000		
Mercury	ug/L	MW-2D	4	1.000	0.000	1.176	1.000	1.000	2.000		
Mercury	ug/L	MW-6D	4	1.000	0.000	1.176	1.000	1.000	2.000		
Molybdenum, Total	ug/L	MW-11D	4	175.500	5.568	1.176	168.951	182.049	100.000	dec	**
Molybdenum, Total	ug/L	MW-1D	4	112.500	5.323	1.176	106.239	118.761	100.000		**
Molybdenum, Total	ug/L	MW-2D	4	75.675	11.623	1.176	62.003	89.347	100.000	dec	
Molybdenum, Total	ug/L	MW-6D	4	215.250	23.171	1.176	187.994	242.506	100.000		**
Selenium, Total	ug/L	MW-11D	4	0.500	0.000	1.176	0.500	0.500	50.000		
Selenium, Total	ug/L	MW-1D	4	0.500	0.000	1.176	0.500	0.500	50.000		
Selenium, Total	ug/L	MW-2D	4	0.500	0.000	1.176	0.500	0.500	50.000		
Selenium, Total	ug/L	MW-6D	4	0.500	0.000	1.176	0.500	0.500	50.000		
Thallium, Total	ug/L	MW-11D	4	1.000	0.000	1.176	1.000	1.000	2.000		
Thallium, Total	ug/L	MW-1D	4	1.000	0.000	1.176	1.000	1.000	2.000		
Thallium, Total	ug/L	MW-2D	4	1.000	0.000	1.176	1.000	1.000	2.000		
Thallium, Total	ug/L	MW-6D	4	1.000	0.000	1.176	1.000	1.000	2.000		
Total Radium	pCi/L	MW-11D	4	2.549	3.042	1.176	0.000	6.127	5.000		
Total Radium	pCi/L	MW-1D	4	1.723	0.757	1.176	0.832	2.614	5.000		
Total Radium	pCi/L	MW-2D	4	1.487	0.611	1.176	0.768	2.205	5.000		
Total Radium	pCi/L	MW-6D	4	1.138	0.176	1.176	0.931	1.345	5.000		

* - Insufficient Data
** - Significant Exceedance
LCL = Lower Confidence Limit
UCL = Upper Confidence Limit

Table 1: 95% LCL Compared to GWPS
Shallow Zone
Multiunit Ash Pond System
AES Indiana
Eagle Valley Generating Station, Martinsville, Indiana
ATC Project No. 170LF01114

Sample ID	Through Sample Date	Antimony	Arsenic	Barium	Beryllium	Cadmium	Chromium	Cobalt	Fluoride	Lead	Lithium	Mercury	Molybdenum	Selenium	Thallium	Radium 226/228 Combined
		ug/L	ug/L	ug/L	ug/L	ug/L	ug/L	ug/L	mg/L	ug/L	ug/L	ug/L	ug/L	ug/L	ug/L	pCi/L
	GWPS (greater of MCL/USEPA Amendment Level, or background PL)	**6**	**10**	**2000**	**4**	**5**	**100**	**6**	**4**	**15**	**40**	**2**	**100**	**50**	**2**	**5**
	MCL	6	10	2000	4	5	100	-	4	15	-	2	-	50	2	5
	USEPA'S Amendments to the National Minimum Criteria*	-	-	-	-	-	-	6	-	15	40	-	100	-	-	-
	Prediction Limit (based on background data through November 2021)	1	5.8	75.2178	0.2	2	10	5.8	0.1	10	20	2	10	1	1	2.5251
MW-1S	September 2018	3	6	70	2	1	5	2.5	0.249	5	**89.667**	1	28.867	8	1	0.179
	May 2019	2	4	56	2	1	5	2.5	0.114	5	**79.165**	1	15.347	9	1	0.195
	November 2019	2	4	55	2	1	5	2.5	0.147	5	**79.451**	1	16.653	6	1	0.195
	May 2020	2	3	53	2	1	5	2.5	0.150	5	**80.189**	1	16.100	5	1	0.704
	November 2020	2	3	55	2	1	5	2.5	0.148	5	**88.264**	1	18.852	3	1	0.705
	May 2021	2	4	66	2	1	5	2.5	0.082	5	**77.22**	1	21.985	2	1	0.800
	November 2021	1.670	3.755 4.746 (N=8)	62.955	2.000	1.000	5.000	0.500	0.054	5.000	**74.307**	1.000	15.401	5.239	1.000	0.750
MW-2S	September 2018	3	0	159	2	1	5	2.5	0.138	5	**82.118**	1	10.109	2	1	0.787
	May 2019	3	0	182	2	1	5	2.5	0.121	5	**82.220**	1	0	0	1	0.915
	November 2019	3	1	133	2	1	5	1.243	0.119	5	**80.204**	1	9.522	0	1	1.011
	May 2020	3	0	132	2	1	5	1.243	0.116	5	**80.032**	1	5.47	0	1	0.678
	November 2020	3	7	99	2	1	5	1.243	0.123	5	**77.000**	1	3.854	0	1	0.284
	May 2021	3	8	89	2	1	5	1.243	0.105	5	**47.696**	1	3.499	0	1	0.170
	November 2021	0.500	9.413 9.766 (N=7) 8.724 (N=8) **10.853 (N=16)**	95.412	2.000	1.000	5.000	2.500	0.107	5.000	**43.414**	1.000	3.472	0.000	1.000	0.170
MW-3S	September 2018	3	5	71	2	1	5	2.5	0.269	5	10.077	1	36.566	0	1	0.578
	May 2019	2	5	71	2	1	5	2.5	0.210	5	9.220	1	35.121	1	1	0.621
	November 2019	2	5	71	2	1	5	2.5	0.193	5	6.662	1	30.294	1	1	0.621
	May 2020	2	5	72	2	1	5	2.5	0.202	5	6.648	1	34.252	4	1	0.785
	November 2020	2	5	67	2	1	5	2.5	0.222	5	6.648	1	41.738	4	1	0.802
	May 2021	3	5	69	2	1	5	2.5	0.300	5	5.165	1	54.17	5	1	0.850
	November 2021	3.000	0.500	78.554	2.000	1.000	5.000	0.500	0.275	5.000	7.202	1.000	45.499	4.696	1.000	0.766
MW-6S	September 2018	1	5	87	2	1	5	2.5	0.167	5	**56.080**	1	60.220	1	1	0.390
	May 2019	1	5	60	2	1	5	2.5	0.154	5	26.928	1	37.099	1	1	0.397
	November 2019	1	5	67	2	1	5	2.5	0.154	5	29.301	1	41.627	2	1	0.451
	May 2020	1	5	67	2	1	5	2.5	0.160	5	29.814	1	45.727	1	1	0.542
	November 2020	1	5	75	2	1	5	2.5	0.155	5	30.669	1	43.731	5	1	0.697
	May 2021	1	5	93	2	1	5	2.5	0.165	5	**74.534**	1	97.661	7	1	0.653
	November 2021	1.099	0.500	83.423	2.000	1.000	5.000	0.500	0.165	5.000	**80.680**	1.000	98.584 90.137 (N=8)	3.386	1.000	0.765

Final Date: 5/6/2022

Table 1: 95% LCL Compared to GWPS
Shallow Zone
Multiunit Ash Pond System
AES Indiana
Eagle Valley Generating Station, Martinsville, Indiana
ATC Project No. 170LF01114

Sample ID	Through Sample Date	Antimony	Arsenic	Barium	Beryllium	Cadmium	Chromium	Cobalt	Fluoride	Lead	Lithium	Mercury	Molybdenum	Selenium	Thallium	Radium 226/228 Combined
		ug/L	ug/L	ug/L	ug/L	ug/L	ug/L	ug/L	mg/L	ug/L	ug/L	ug/L	ug/L	ug/L	ug/L	pCi/L
	GWPS (greater of MCL/USEPA Amendment Level, or background PL)	**6**	**10**	**2000**	**4**	**5**	**100**	**6**	**4**	**15**	**40**	**2**	**100**	**50**	**2**	**5**
	MCL	6	10	2000	4	5	100	-	4	15	-	2	-	50	2	5
	USEPA'S Amendments to the National Minimum Criteria*	-	-	-	-	-	-	6	-	15	40	-	100	-	-	-
	Prediction Limit (based on background data through November 2021)	1	5.8	75.2178	0.2	2	10	5.8	0.1	10	20	2	10	1	1	2.5251
MW-7S	September 2018	3	5	103	2	1	5	2.5	0.060	5	**108.558**	1	**132.202**	3	1	1.017
	May 2019	2	5	95	2	1	5	2.5	0.035	5	**42.012**	1	50.335	3	1	0.847
	November 2019	2	5	95	2	1	5	2.5	0.035	5	**42.012**	1	50.335	3	1	0.847
	May 2020	2	5	68	2	1	5	2.5	0.030	5	13.035	1	12.109	3	1	0.747
	November 2020	2	2	57	2	1	5	2.332	0.050	5	4.098	1	15.631	6	1	0.299
	May 2021	2	2	56	2	1	5	2.332	0.050	5	26.464	1	38.333	6	1	0.142
	November 2021	2.350	1.494	56.195	2.000	1.000	5.000	1.864	0.050	5.000	26.514	1.000	32.098	9.319	1.000	0.209
MW-10S	September 2018	1	5	65	2	1	5	2.5	0.357	5	**76.208**	1	**170.345**	3	1	0.722
	May 2019	1	5	59	2	1	5	2.5	0.260	5	**76.955**	1	**100.416**	1	1	0.779
	November 2019	1	5	59	2	1	5	2.5	0.260	5	**76.955**	1	**100.416**	1	1	0.779
	May 2020	1	5	61	2	1	5	2.5	0.247	5	**75.161**	1	76.448	0	1	0.775
	November 2020	1	5	71	2	1	5	2.5	0.212	5	**76.355**	1	59.679	0	1	0.875
	May 2021	2	5	77	2	1	5	2.5	0.205	5	**91.428**	1	85.547	0	1	0.788
	November 2021	1.642	5.000	74.818	2.000	1.000	5.000	2.500	0.186	5.000	**88.77**	1.000	79.201 90.962 (N=8)	0.000	1.000	0.674
MW-11S	September 2018	2	**72**	64	2	1	5	2.5	0.272	5	**101.369**	1	**240.525**	4	1	0.542
	May 2019	1	**60**	61	2	1	5	2.5	0.222	5	**102.944**	1	**163.624**	5	1	0.710
	November 2019	1	**60**	61	2	1	5	2.5	0.222	5	**102.944**	1	**163.624**	5	1	0.710
	May 2020	2	**61**	62	2	1	5	2.5	0.212	5	**103.225**	1	**108.327**	6	1	0.956
	November 2020	1	**58**	57	2	1	5	2.5	0.189	5	**101.614**	1	61.569	4	1	0.786
	May 2021	1	**80**	77	2	1	5	2.5	0.166	5	**103.787**	1	58.408	4	1	0.658
	November 2021	1.362	**78.834**	86.488	2.000	1.000	5.000	2.500	0.144	5.000	**107.603**	1.000	57.392 98.452 (N=8)	3.606	1.000	0.651

Final Date: 5/6/2022

Table 1: 95% LCL Compared to GWPS
Shallow Zone
Multiunit Ash Pond System
AES Indiana
Eagle Valley Generating Station, Martinsville, Indiana
ATC Project No. 170LF01114

Sample ID	Through Sample Date	Antimony	Arsenic	Barium	Beryllium	Cadmium	Chromium	Cobalt	Fluoride	Lead	Lithium	Mercury	Molybdenum	Selenium	Thallium	Radium 226/228 Combined
		ug/L	ug/L	ug/L	ug/L	ug/L	ug/L	ug/L	mg/L	ug/L	ug/L	ug/L	ug/L	ug/L	ug/L	pCi/L
	GWPS (greater of MCL/USEPA Amendment Level, or background PL)	**6**	**10**	**2000**	**4**	**5**	**100**	**6**	**4**	**15**	**40**	**2**	**100**	**50**	**2**	**5**
	MCL	6	10	2000	4	5	100	-	4	15	-	2	-	50	2	5
	USEPA'S Amendments to the National Minimum Criteria*	-	-	-	-	-	-	6	-	15	40	-	100	-	-	-
	Prediction Limit (based on background data through November 2021)	1	5.8	75.2178	0.2	2	10	5.8	0.1	10	20	2	10	1	1	2.5251
MW-12S	September 2018	1	1	76	2	1	5	2.5	0.305	5	**83.403**	1	53.488	2	1	0.378
	May 2019	1	0	84	2	1	5	2.5	0.262	5	**85.346**	1	40.399	0	1	0.289
	November 2019	1	0	84	2	1	5	2.5	0.262	5	**85.346**	1	40.399	0	1	0.289
	May 2020	1	1	85	2	1	5	2.5	0.221	5	**86.126**	1	37.671	0	1	0.257
	November 2020	1	1	83	2	1	5	2.5	0.219	5	**85.287**	1	40.495	3	1	0.435
	May 2021	1	0	100	2	1	5	2.5	0.221	5	**99.225**	1	41.986	10	1	0.795
	November 2021	1.198	0.349	100.300	2.000	1.000	5.000	2.500	0.203	5.000	**112.428**	1.000	35.693	5.598	1.000	0.600

Notes:
MCL - Maximum Contaminant Level based on National Primary Drinking Water Regulations
GWPS - Groundwater Protection Standard
LCL = Lower Confidence Limit
Bold font with gray shading indicates 95% LCL of the mean of the last four measurements that is in exceedance of GWPS.
Bold font with green shading indicates 95% LCL of the mean of the last eight measurements that is in exceedance of GWPS; trend analyses did not identify a decreasing trend to override the exceedance identified from an expanded dataset.
Bold font with gold shading indicates 95% LCL of the mean based on a qualitative evaluation of dataset that didnt trigger a mean/LCL conflict but visually warranted evaluation of a larger dataset. Trend analyses did not identify a decreasing trend to override the exceedance identified from an expanded dataset.
ug/L = micrograms per liter (ppb)
mg/L = milligrams per liter (ppm)
Std. Units = Standard Units
*USEPA'S *Amendments to the National Minimum Criteria (Phase One, Part One), Disposal of Coal Combustion Residuals from Electric Utilities;* effective August 29, 2018 (page 36444).
Background prediction limits are re-calculated after each sampling event. If a background prediction limit value is utilized as the GWPS, the GWPS for the current summary may be different from previous events.
The 95% LCL statistic is based on the rolling set of the four most recent individual sample results for a parameter.
LCL calculations utilize 1/2 the median non-detect (ND) reporting limit (RL) from the full date range of non-detect sample results. If RL levels changed over time, the current calculated LCL value may be larger than the most recent four ND results.
DUMPStat summary table output limits the number of significant digits reported for a calculated LCL. An exceedingly small calculated LCL value (e.g. 0.00001 mg/L) may simply be reported as 0 in the output summary.
Reporting units of measure for certain constituents in DUMPStat output tables were changed from units of mg/L (ppm) to ug/L (ppb) beginning with November 2021 LCL analysis to allow for reporting of calculated LCLs to more significant digits.
Table updated to include November 2021 assessment sampling results.

Table 2: 95% LCL Compared to GWPS
Intermediate Zone
Multiunit Ash Pond System
AES Indiana
Eagle Valley Generating Station, Martinsville, Indiana
ATC Project No. 170LF01114

Sample ID	Through Sample Date	Antimony	Arsenic	Barium	Beryllium	Cadmium	Chromium	Cobalt	Fluoride	Lead	Lithium	Mercury	Molybdenum	Selenium	Thallium	Radium 226/228 Combined
		ug/L	ug/L	ug/L	ug/L	ug/L	ug/L	ug/L	mg/L	ug/L	ug/L	ug/L	ug/L	ug/L	ug/L	pCi/L
	GWPS (greater of MCL/USEPA Amendment Level, or background PL)	**6**	**10**	**2000**	**4**	**5**	**100**	**6**	**4**	**15**	**40**	**2**	**100**	**50**	**2**	**5**
	MCL	6	10	2000	4	5	100	-	4	15	-	2	-	50	2	5
	USEPA'S Amendments to the National Minimum Criteria*	-	-	-	-	-	-	6	-	15	40	-	100	-	-	-
	Prediction Limit (based on background data through November 2021)	1	2	50.3844	0.2	2	10	1	0.1	10	20	2	10	1	1	2.0098
MW-1I	September 2018	3	5	49	2	1	5	2.5	0.295	5	**90.977**	1	99.499	5	1	1.468
	May 2019	3	5	54	2	1	5	2.5	0.287	5	**95.151**	1	99.201	5	1	1.389
	November 2019	3	5	55	2	1	5	2.5	0.297	5	**95.543**	1	**100.675**	5	1	1.333
	May 2020	3	5	54	2	1	5	2.5	0.297	5	**95.610**	1	**101.141**	5	1	1.421
	November 2020	3	5	54	2	1	5	2.5	0.312	5	**91.878**	1	**101.062**	5	1	1.34
	May 2021	3	5	54	2	1	5	2.5	0.267	5	**86.999**	1	96.761	5	1	1.358
	November 2021	0.500	0.500	51.170	2.000	1.000	5.000	0.500	0.254	5.000	**85.368**	1.000	96.858 **101.612 (N=8)**	0.500	1.000	0.906
MW-2I	September 2018	3	5	54	2	1	5	2.5	0.276	5	**68.523**	1	58.757	5	1	1.822
	May 2019	3	5	51	2	1	5	2.5	0.270	5	**68.634**	1	56.590	5	1	1.620
	November 2019	3	5	55	2	1	5	2.5	0.268	5	**69.665**	1	55.609	5	1	1.642
	May 2020	3	5	55	2	1	5	2.5	0.271	5	**69.042**	1	56.957	5	1	1.988
	November 2020	3	5	59	2	1	5	2.5	0.283	5	**63.545**	1	62.021	5	1	1.177
	May 2021	3	5	58	2	1	5	2.5	0.198	5	**56.314**	1	62.455	5	1	0.875
	November 2021	0.500	3.743	59.482	2.000	1.000	5.000	0.500	0.198	5.000	**51.013**	1.000	58.142	0.500	1.000	0.872
MW-3I	September 2018	3	5	55	2	1	5	2.5	0.253	5	36.266	1	54.444	5	1	1.310
	May 2019	3	5	53	2	1	5	2.5	0.255	5	22.662	1	60.185	5	1	1.032
	November 2019	3	5	51	2	1	5	2.5	0.255	5	9.759	1	73.297	5	1	0.919
	May 2020	3	5	52	2	1	5	2.5	0.255	5	11.269	1	73.503	5	1	0.926
	November 2020	3	5	53	2	1	5	2.5	0.283	5	6.642	1	69.134	5	1	0.839
	May 2021	3	5	44	2	1	5	2.5	0.182	5	6.179	1	60.599	5	1	0.734
	November 2021	0.500	0.500	52.140	2.000	1.000	5.000	0.500	0.163	5.000	8.031 13.184 (N=8)	1.000	56.279	0.500	1.000	0.714
MW-6I	September 2018	3	5	39	2	1	5	2.5	0.220	5	**87.713**	1	**173.703**	5	1	1.870
	May 2019	3	5	39	2	1	5	2.5	0.207	5	**88.502**	1	**162.008**	5	1	0.817
	November 2019	3	5	39	2	1	5	2.5	0.225	5	**89.538**	1	**155.270**	5	1	0.893
	May 2020	3	5	44	2	1	5	2.5	0.241	5	**89.985**	1	**169.841**	5	1	0.848
	November 2020	3	5	49	2	1	5	2.5	0.235	5	**99.601**	1	**167.176**	5	1	0.709
	May 2021	3	5	49	2	1	5	2.5	0.24	5	**95.914**	1	**188.346**	5	1	1.066
	November 2021	0.500	0.500	46.877	2.000	1.000	5.000	0.500	0.244	5.000	**103.485**	1.000	**208.561**	0.500	1.000	1.066

Final Date: 5/6/2022

Table 2: 95% LCL Compared to GWPS
Intermediate Zone
Multiunit Ash Pond System
AES Indiana
Eagle Valley Generating Station, Martinsville, Indiana
ATC Project No. 170LF01114

Sample ID	Through Sample Date	Antimony	Arsenic	Barium	Beryllium	Cadmium	Chromium	Cobalt	Fluoride	Lead	Lithium	Mercury	Molybdenum	Selenium	Thallium	Radium 226/228 Combined
		ug/L	ug/L	ug/L	ug/L	ug/L	ug/L	ug/L	mg/L	ug/L	ug/L	ug/L	ug/L	ug/L	ug/L	pCi/L
	GWPS (greater of MCL/USEPA Amendment Level, or background PL)	**6**	**10**	**2000**	**4**	**5**	**100**	**6**	**4**	**15**	**40**	**2**	**100**	**50**	**2**	**5**
	MCL	6	10	2000	4	5	100	-	4	15	-	2	-	50	2	5
	USEPA'S Amendments to the National Minimum Criteria*	-	-	-	-	-	-	6	-	15	40	-	100	-	-	-
	Prediction Limit (based on background data through November 2021)	1	2	50.3844	0.2	2	10	1	0.1	10	20	2	10	1	1	2.0098
MW-11I	September 2018	3	5	64	2	1	5	2.5	0.303	5	**104.856**	1	**164.551**	5	1	1.823
	May 2019	3	5	63	2	1	5	2.5	0.293	5	**103.556**	1	**163.193**	5	1	1.727
	November 2019	3	2	62	2	1	5	2.5	0.296	5	**101.843**	1	**157.499**	5	1	1.198
	May 2020	3	0	56	2	1	5	2.5	0.29	5	**100.971**	1	**157.499**	5	1	1.053
	November 2020	3	0	45	2	1	5	2.5	0.328	5	**94.623**	1	**157.226**	5	1	0.886
	May 2021	3	1	44	2	1	5	2.5	0.35	5	**94.299**	1	**151.016**	5	1	0.977
	November 2021	0.500	0.000	44.085	2.000	1.000	5.000	0.500	0.358	5.000	**92.878**	1.000	**147.090**	0.500	1.000	1.067

Notes:
MCL - Maximum Contaminant Level based on National Primary Drinking Water Regulations
GWPS - Groundwater Protection Standard
LCL = Lower Confidence Limit
Bold font with gray shading indicates 95% LCL of the mean of the last four measurements that is in exceedance of GWPS.
ug/L = micrograms per liter (ppb)
mg/L = milligrams per liter (ppm)
Std. Units = Standard Units
*USEPA'S *Amendments to the National Minimum Criteria (Phase One, Part One), Disposal of Coal Combustion Residuals from Electric Utilities;* effective August 29, 2018 (page 36444).
Background prediction limits are re-calculated after each sampling event. If a background prediction limit value is utilized as the GWPS, the GWPS for the current summary may be different from previous events.
The 95% LCL statistic is based on the rolling set of the four most recent individual sample results for a parameter.
LCL calculations utilize 1/2 the median non-detect (ND) reporting limit (RL) from the full date range of non-detect sample results. If RL levels changed over time, the current calculated LCL value may be larger than the most recent four ND results.
DUMPStat summary table output limits the number of significant digits reported for a calculated LCL. An exceedingly small calculated LCL value (e.g. 0.00001 mg/L) may simply be reported as 0 in the output summary.
Reporting units of measure for certain constituents in DUMPStat output tables were changed from units of mg/L (ppm) to ug/L (ppb) beginning with November 2021 LCL analysis to allow for reporting of calculated LCLs to more significant digits.
Table updated to include November 2021 assessment sampling results.

Final Date: 5/6/2022

Table 3: 95% LCL Compared to GWPS
Deep Zone
Multiunit Ash Pond System
AES Indiana
Eagle Valley Generating Station, Martinsville, Indiana
ATC Project No. 170LF01114

Sample ID	Through Sample Date	Antimony	Arsenic	Barium	Beryllium	Cadmium	Chromium	Cobalt	Fluoride	Lead	Lithium	Mercury	Molybdenum	Selenium	Thallium	Radium 226/228 Combined
		ug/L	ug/L	ug/L	ug/L	ug/L	ug/L	ug/L	mg/L	ug/L	ug/L	ug/L	ug/L	ug/L	ug/L	pCi/L
	GWPS (greater of MCL/USEPA Amendment Level, or background PL)	**6**	**10**	**2000**	**4**	**5**	**100**	**6**	**4**	**15**	**40**	**2**	**100**	**50**	**2**	**5**
	MCL	6	10	2000	4	5	100	-	4	15	-	2	-	50	2	5
	USEPA'S Amendments to the National Minimum Criteria*	-	-	-	-	-	-	6	-	15	40	-	100	-	-	-
	Prediction Limit (based on background data through November 2021)	1	1.3	73.7638	0.2	2	10	1.2	0.12	10	20	2	10	2.6877	1	1.8067
MW-1D	September 2018	3	1	68	2	1	5	2.5	0.322	5	**88.543**	1	**107.001**	5	1	1.191
	May 2019	3	0	68	2	1	5	2.5	0.313	5	**88.724**	1	**106.551**	5	1	1.241
	November 2019	3	1	67	2	1	5	2.5	0.325	5	**87.806**	1	**106.551**	5	1	0.852
	May 2020	3	1	65	2	1	5	2.5	0.325	5	**87.616**	1	**112.025**	5	1	0.884
	November 2020	3	1	59	2	1	5	2.5	0.353	5	**83.667**	1	**113.599**	5	1	0.741
	May 2021	3	2	56	2	1	5	2.5	0.320	5	**80.921**	1	**107.008**	5	1	0.897
	November 2021	0.500	1.375	57.460	2.000	1.000	5.000	0.500	0.293	5.000	**80.908**	1.000	**106.239**	0.500	1.000	0.832
MW-2D	September 2018	3	3	42	2	1	5	2.5	0.290	5	**72.668**	1	**103.757**	5	1	1.668
	May 2019	3	3	40	2	1	5	2.5	0.289	5	**71.147**	1	92.570	5	1	1.351
	November 2019	3	3	42	2	1	5	2.5	0.295	5	**69.227**	1	85.261	5	1	1.382
	May 2020	3	3	42	2	1	5	2.5	0.293	5	**68.124**	1	90.588	5	1	1.387
	November 2020	3	3	48	2	1	5	2.5	0.32	5	**55.784**	1	78.723	5	1	0.953
	May 2021	3	3	50	2	1	5	2.5	0.214	5	**47.570**	1	67.418	5	1	0.770
	November 2021	0.500	3.491	56.257	2.000	1.000	5.000	0.500	0.200	5.000	**43.140**	1.000	62.003 76.519 (N=8)	0.500	1.000	0.768
MW-6D	September 2018	3	5	48	2	1	5	2.5	0.107	5	**90.432**	1	**192.856**	5	1	0.758
	May 2019	3	5	48	2	1	5	2.5	0.107	5	**92.149**	1	**190.163**	5	1	1.004
	November 2019	3	5	48	2	1	5	2.5	0.112	5	**90.092**	1	**176.356**	5	1	0.968
	May 2020	3	5	51	2	1	5	2.5	0.117	5	**88.906**	1	**176.534**	5	1	1.265
	November 2020	3	5	50	2	1	5	2.5	0.129	5	**82.687**	1	**175.267**	5	1	1.098
	May 2021	3	5	48	2	1	5	2.5	0.129	5	**80.284**	1	**174.337**	5	1	0.994
	November 2021	0.500	0.500	48.419	2.000	1.000	5.000	0.500	0.135	5.000	**78.871**	1.000	**187.994**	0.500	1.000	0.931

Final Date: 5/6/2022

Table 3: 95% LCL Compared to GWPS
Deep Zone
Multiunit Ash Pond System
AES Indiana
Eagle Valley Generating Station, Martinsville, Indiana
ATC Project No. 170LF01114

Sample ID	Through Sample Date	Antimony	Arsenic	Barium	Beryllium	Cadmium	Chromium	Cobalt	Fluoride	Lead	Lithium	Mercury	Molybdenum	Selenium	Thallium	Radium 226/228 Combined
		ug/L	ug/L	ug/L	ug/L	ug/L	ug/L	ug/L	mg/L	ug/L	ug/L	ug/L	ug/L	ug/L	ug/L	pCi/L
	GWPS (greater of MCL/USEPA Amendment Level, or background PL)	**6**	**10**	**2000**	**4**	**5**	**100**	**6**	**4**	**15**	**40**	**2**	**100**	**50**	**2**	**5**
	MCL	6	10	2000	4	5	100	-	4	15	-	2	-	50	2	5
	USEPA'S Amendments to the National Minimum Criteria*	-	-	-	-	-	-	6	-	15	40	-	100	-	-	-
	Prediction Limit (based on background data through November 2021)	1	1.3	73.7638	0.2	2	10	1.2	0.12	10	20	2	10	2.6877	1	1.8067
MW-11D	September 2018	3	0	30	2	1	0	0	0.168	0	**75.647**	1	**160.572**	5	1	0.976
	May 2019	3	5	67	2	1	0	2.5	0.173	0	**83.997**	1	**158.480**	5	1	0.936
	November 2019	3	5	68	2	1	0	2.5	0.175	0	**84.526**	1	**153.252**	5	1	0.901
	May 2020	3	5	64	2	1	5	2.5	0.169	5	**84.647**	1	**155.670**	5	1	0.778
	November 2020	3	5	54	2	1	5	2.5	0.192	5	**86.900**	1	**163.226**	5	1	0.763
	May 2021	3	5	50	2	1	5	0.5	0.207	5	**83.277**	1	**163.168**	5	1	0
	November 2021	0.500	4.569	51.020	2.000	1.000	5.000	0.500	0.231	5.000	**80.633**	1.000	**168.951**	0.500	1.000	0

Notes:
MCL - Maximum Contaminant Level based on National Primary Drinking Water Regulations
GWPS - Groundwater Protection Standard
LCL = Lower Confidence Limit
Bold font with gray shading indicates 95% LCL of the mean of the last four measurements that is in exceedance of GWPS.
ug/L = micrograms per liter (ppb)
mg/L = milligrams per liter (ppm)
Std. Units = Standard Units
*USEPA'S *Amendments to the National Minimum Criteria (Phase One, Part One), Disposal of Coal Combust*
Background prediction limits are re-calculated after each sampling event. If a background prediction limit value is utilized as the GWPS, the GWPS for the current summary may be different from previous events.
The 95% LCL statistic is based on the rolling set of the four most recent individual sample results for a parameter.
LCL calculations utilize 1/2 the median non-detect (ND) reporting limit (RL) from the full date range of non-detect sample results. If RL levels changed over time, the current calculated LCL value may be larger than the most recent four ND results.
DUMPStat summary table output limits the number of significant digits reported for a calculated LCL. An exceedingly small calculated LCL value (e.g. 0.00001 mg/L) may simply be reported as 0 in the output summary.
Reporting units of measure for certain constituents in DUMPStat output tables were changed from units of mg/L (ppm) to ug/L (ppb) beginning with November 2021 LCL analysis to allow for reporting of calculated LCLs to more significant digits.
Table updated to include November 2021 assessment sampling results.

Final Date: 5/6/2022

MAY 2022

Table 1

Confidence Intervals for Comparing the Mean of the Last 4 Measurements to an Assessment Monitoring Standard

Constituent	Units	Well	N	Mean	SD	Factor	95% LCL	95% UCL	Standard	Trend	
Antimony, Total	ug/L	MW-10S	4	2.325	0.550	1.176	1.678	2.972	6.000		
Antimony, Total	ug/L	MW-11S	4	1.425	0.050	1.176	1.366	1.484	6.000	dec	
Antimony, Total	ug/L	MW-12S	4	1.350	0.129	1.176	1.198	1.502	6.000		
Antimony, Total	ug/L	MW-1S	4	2.075	0.556	1.176	1.421	2.729	6.000		
Antimony, Total	ug/L	MW-2S	4	0.500	0.000	1.176	0.500	0.500	6.000		
Antimony, Total	ug/L	MW-3S	4	2.525	0.950	1.176	1.408	3.642	6.000		
Antimony, Total	ug/L	MW-6S	4	1.750	0.839	1.176	0.764	2.736	6.000		
Antimony, Total	ug/L	MW-7S	4	2.975	0.640	1.176	2.223	3.727	6.000		
Arsenic, Total	ug/L	MW-10S	4	0.500	0.000	1.176	0.500	0.500	10.000		
Arsenic, Total	ug/L	MW-11S	4	107.950	26.013	1.176	77.351	138.549	10.000		**
Arsenic, Total	ug/L	MW-12S	4	2.350	1.769	1.176	0.269	4.431	10.000		
Arsenic, Total	ug/L	MW-1S	4	4.775	1.315	1.176	3.228	6.322	10.000		
Arsenic, Total	ug/L	MW-2S	4	12.075	2.185	1.176	9.504	14.646	10.000		
Arsenic, Total	ug/L	MW-3S	4	0.500	0.000	1.176	0.500	0.500	10.000		
Arsenic, Total	ug/L	MW-6S	4	0.500	0.000	1.176	0.500	0.500	10.000		
Arsenic, Total	ug/L	MW-7S	4	3.525	1.727	1.176	1.494	5.556	10.000		
Barium, Total	ug/L	MW-10S	4	83.100	8.930	1.176	72.596	93.604	2000.000		
Barium, Total	ug/L	MW-11S	4	112.575	19.650	1.176	89.461	135.689	2000.000		
Barium, Total	ug/L	MW-12S	4	115.850	12.825	1.176	100.764	130.936	2000.000		
Barium, Total	ug/L	MW-1S	4	80.300	12.408	1.176	65.705	94.895	2000.000		
Barium, Total	ug/L	MW-2S	4	125.250	15.042	1.176	107.557	142.943	2000.000		
Barium, Total	ug/L	MW-3S	4	107.325	26.425	1.176	76.241	138.409	2000.000		
Barium, Total	ug/L	MW-6S	4	95.900	12.975	1.176	80.638	111.162	2000.000		
Barium, Total	ug/L	MW-7S	4	84.925	17.511	1.176	64.327	105.523	2000.000	dec	
Beryllium, Total	ug/L	MW-10S	4	0.100	0.000	1.176	0.100	0.100	4.000		
Beryllium, Total	ug/L	MW-11S	4	0.100	0.000	1.176	0.100	0.100	4.000		
Beryllium, Total	ug/L	MW-12S	4	2.000	0.000	1.176	2.000	2.000	4.000		
Beryllium, Total	ug/L	MW-1S	4	2.000	0.000	1.176	2.000	2.000	4.000		
Beryllium, Total	ug/L	MW-2S	4	2.000	0.000	1.176	2.000	2.000	4.000		
Beryllium, Total	ug/L	MW-3S	4	2.000	0.000	1.176	2.000	2.000	4.000		
Beryllium, Total	ug/L	MW-6S	4	2.000	0.000	1.176	2.000	2.000	4.000		
Beryllium, Total	ug/L	MW-7S	4	2.000	0.000	1.176	2.000	2.000	4.000		
Cadmium, Total	ug/L	MW-10S	4	1.000	0.000	1.176	1.000	1.000	5.000		
Cadmium, Total	ug/L	MW-11S	4	1.000	0.000	1.176	1.000	1.000	5.000		
Cadmium, Total	ug/L	MW-12S	4	1.000	0.000	1.176	1.000	1.000	5.000		
Cadmium, Total	ug/L	MW-1S	4	1.000	0.000	1.176	1.000	1.000	5.000		
Cadmium, Total	ug/L	MW-2S	4	1.000	0.000	1.176	1.000	1.000	5.000		
Cadmium, Total	ug/L	MW-3S	4	1.000	0.000	1.176	1.000	1.000	5.000		
Cadmium, Total	ug/L	MW-6S	4	1.000	0.000	1.176	1.000	1.000	5.000		
Cadmium, Total	ug/L	MW-7S	4	1.000	0.000	1.176	1.000	1.000	5.000		

* - Insufficient Data
** - Significant Exceedance
LCL = Lower Confidence Limit
UCL = Upper Confidence Limit

Table 1

Confidence Intervals for Comparing the Mean of the Last 4 Measurements to an Assessment Monitoring Standard

Constituent	Units	Well	N	Mean	SD	Factor	95% LCL	95% UCL	Standard	Trend	
Chromium, Total	ug/L	MW-10S	4	5.000	0.000	1.176	5.000	5.000	100.000		
Chromium, Total	ug/L	MW-11S	4	5.000	0.000	1.176	5.000	5.000	100.000		
Chromium, Total	ug/L	MW-12S	4	5.000	0.000	1.176	5.000	5.000	100.000		
Chromium, Total	ug/L	MW-1S	4	5.000	0.000	1.176	5.000	5.000	100.000		
Chromium, Total	ug/L	MW-2S	4	5.000	0.000	1.176	5.000	5.000	100.000		
Chromium, Total	ug/L	MW-3S	4	5.000	0.000	1.176	5.000	5.000	100.000		
Chromium, Total	ug/L	MW-6S	4	5.000	0.000	1.176	5.000	5.000	100.000		
Chromium, Total	ug/L	MW-7S	4	5.000	0.000	1.176	5.000	5.000	100.000		
Cobalt, Total	ug/L	MW-10S	4	0.500	0.000	1.176	0.500	0.500	6.000		
Cobalt, Total	ug/L	MW-11S	4	0.500	0.000	1.176	0.500	0.500	6.000		
Cobalt, Total	ug/L	MW-12S	4	0.500	0.000	1.176	0.500	0.500	6.000		
Cobalt, Total	ug/L	MW-1S	4	0.500	0.000	1.176	0.500	0.500	6.000		
Cobalt, Total	ug/L	MW-2S	4	0.500	0.000	1.176	0.500	0.500	6.000		
Cobalt, Total	ug/L	MW-3S	4	0.500	0.000	1.176	0.500	0.500	6.000		
Cobalt, Total	ug/L	MW-6S	4	0.500	0.000	1.176	0.500	0.500	6.000		
Cobalt, Total	ug/L	MW-7S	4	2.850	0.839	1.176	1.864	3.836	6.000		
Fluoride	mg/L	MW-10S	4	0.220	0.014	1.176	0.203	0.237	4.000	dec	
Fluoride	mg/L	MW-11S	4	0.170	0.022	1.176	0.145	0.195	4.000	dec	
Fluoride	mg/L	MW-12S	4	0.253	0.032	1.176	0.215	0.290	4.000	dec	
Fluoride	mg/L	MW-1S	4	0.135	0.079	1.176	0.043	0.227	4.000	dec	
Fluoride	mg/L	MW-2S	4	0.138	0.022	1.176	0.111	0.164	4.000	dec	
Fluoride	mg/L	MW-3S	4	0.295	0.078	1.176	0.204	0.386	4.000		
Fluoride	mg/L	MW-6S	4	0.238	0.032	1.176	0.200	0.275	4.000		
Fluoride	mg/L	MW-7S	4	0.050	0.000	1.176	0.050	0.050	4.000	dec	
Lead, Total	ug/L	MW-10S	4	5.000	0.000	1.176	5.000	5.000	15.000		
Lead, Total	ug/L	MW-11S	4	5.000	0.000	1.176	5.000	5.000	15.000		
Lead, Total	ug/L	MW-12S	4	5.000	0.000	1.176	5.000	5.000	15.000		
Lead, Total	ug/L	MW-1S	4	5.000	0.000	1.176	5.000	5.000	15.000		
Lead, Total	ug/L	MW-2S	4	5.000	0.000	1.176	5.000	5.000	15.000		
Lead, Total	ug/L	MW-3S	4	5.000	0.000	1.176	5.000	5.000	15.000		
Lead, Total	ug/L	MW-6S	4	5.000	0.000	1.176	5.000	5.000	15.000		
Lead, Total	ug/L	MW-7S	4	5.000	0.000	1.176	5.000	5.000	15.000		
Lithium, Total	ug/L	MW-10S	4	98.450	6.567	1.176	90.725	106.175	40.000		**
Lithium, Total	ug/L	MW-11S	4	117.750	15.457	1.176	99.568	135.932	40.000		**
Lithium, Total	ug/L	MW-12S	4	121.250	7.500	1.176	112.428	130.072	40.000	inc	**
Lithium, Total	ug/L	MW-1S	4	96.450	18.705	1.176	74.448	118.452	40.000		**
Lithium, Total	ug/L	MW-2S	4	58.075	14.045	1.176	41.555	74.595	40.000		**
Lithium, Total	ug/L	MW-3S	4	17.775	9.005	1.176	7.183	28.367	40.000	dec	
Lithium, Total	ug/L	MW-6S	4	87.725	13.310	1.176	72.068	103.382	40.000		**
Lithium, Total	ug/L	MW-7S	4	30.025	2.965	1.176	26.538	33.512	40.000	dec	

* - Insufficient Data
** - Significant Exceedance
LCL = Lower Confidence Limit
UCL = Upper Confidence Limit

Table 1

Confidence Intervals for Comparing the Mean of the Last 4 Measurements to an Assessment Monitoring Standard

Constituent	Units	Well	N	Mean	SD	Factor	95% LCL	95% UCL	Standard	Trend	
Mercury	ug/L	MW-10S	4	1.000	0.000	1.176	1.000	1.000	2.000		
Mercury	ug/L	MW-11S	4	1.000	0.000	1.176	1.000	1.000	2.000		
Mercury	ug/L	MW-12S	4	1.000	0.000	1.176	1.000	1.000	2.000		
Mercury	ug/L	MW-1S	4	1.000	0.000	1.176	1.000	1.000	2.000		
Mercury	ug/L	MW-2S	4	1.000	0.000	1.176	1.000	1.000	2.000		
Mercury	ug/L	MW-3S	4	1.000	0.000	1.176	1.000	1.000	2.000		
Mercury	ug/L	MW-6S	4	1.000	0.000	1.176	1.000	1.000	2.000		
Mercury	ug/L	MW-7S	4	1.000	0.000	1.176	1.000	1.000	2.000		
Molybdenum, Total	ug/L	MW-10S	4	79.925	14.527	1.176	62.838	97.012	100.000	dec	
Molybdenum, Total	ug/L	MW-11S	4	73.500	2.874	1.176	70.119	76.881	100.000	dec	
Molybdenum, Total	ug/L	MW-12S	4	47.250	23.040	1.176	20.149	74.351	100.000	dec	
Molybdenum, Total	ug/L	MW-1S	4	30.850	16.374	1.176	11.589	50.111	100.000	dec	
Molybdenum, Total	ug/L	MW-2S	4	10.800	4.083	1.176	5.997	15.603	100.000	dec	
Molybdenum, Total	ug/L	MW-3S	4	58.250	13.295	1.176	42.611	73.889	100.000		
Molybdenum, Total	ug/L	MW-6S	4	136.100	38.271	1.176	91.082	181.118	100.000		
Molybdenum, Total	ug/L	MW-7S	4	51.000	14.845	1.176	33.538	68.462	100.000	dec	
Selenium, Total	ug/L	MW-10S	4	1.700	0.424	1.176	1.201	2.199	50.000		
Selenium, Total	ug/L	MW-11S	4	8.175	3.863	1.176	3.631	12.719	50.000		
Selenium, Total	ug/L	MW-12S	4	15.150	1.923	1.176	12.888	17.412	50.000		
Selenium, Total	ug/L	MW-1S	4	18.125	7.912	1.176	8.818	27.432	50.000		
Selenium, Total	ug/L	MW-2S	4	16.875	11.086	1.176	3.834	29.916	50.000		
Selenium, Total	ug/L	MW-3S	4	8.450	6.314	1.176	1.023	15.877	50.000		
Selenium, Total	ug/L	MW-6S	4	10.725	6.396	1.176	3.202	18.248	50.000		
Selenium, Total	ug/L	MW-7S	4	25.275	11.804	1.176	11.390	39.160	50.000	inc	
Thallium, Total	ug/L	MW-10S	4	0.500	0.000	1.176	0.500	0.500	2.000		
Thallium, Total	ug/L	MW-11S	4	0.500	0.000	1.176	0.500	0.500	2.000		
Thallium, Total	ug/L	MW-12S	4	1.000	0.000	1.176	1.000	1.000	2.000		
Thallium, Total	ug/L	MW-1S	4	1.000	0.000	1.176	1.000	1.000	2.000		
Thallium, Total	ug/L	MW-2S	4	1.000	0.000	1.176	1.000	1.000	2.000		
Thallium, Total	ug/L	MW-3S	4	1.000	0.000	1.176	1.000	1.000	2.000		
Thallium, Total	ug/L	MW-6S	4	1.000	0.000	1.176	1.000	1.000	2.000		
Thallium, Total	ug/L	MW-7S	4	1.000	0.000	1.176	1.000	1.000	2.000		
Total Radium	pCi/L	MW-10S	4	1.095	0.278	1.176	0.767	1.422	5.000		
Total Radium	pCi/L	MW-11S	4	0.776	0.008	1.176	0.767	0.785	5.000		
Total Radium	pCi/L	MW-12S	4	0.680	0.133	1.176	0.523	0.836	5.000		
Total Radium	pCi/L	MW-1S	4	0.837	0.075	1.176	0.750	0.925	5.000		
Total Radium	pCi/L	MW-2S	4	1.583	1.077	1.176	0.315	2.850	5.000		
Total Radium	pCi/L	MW-3S	4	0.825	0.050	1.176	0.766	0.884	5.000		
Total Radium	pCi/L	MW-6S	4	1.095	0.237	1.176	0.816	1.373	5.000		
Total Radium	pCi/L	MW-7S	4	1.445	1.295	1.176	0.000	2.968	5.000		

* - Insufficient Data
** - Significant Exceedance
LCL = Lower Confidence Limit
UCL = Upper Confidence Limit

Table 1

Confidence Intervals for Comparing the Mean of the Last 4 Measurements to an Assessment Monitoring Standard

Constituent	Units	Well	N	Mean	SD	Factor	95% LCL	95% UCL	Standard	Trend	
Antimony, Total	ug/L	MW-11I	4	0.500	0.000	1.176	0.500	0.500	6.000		
Antimony, Total	ug/L	MW-1I	4	0.500	0.000	1.176	0.500	0.500	6.000		
Antimony, Total	ug/L	MW-2I	4	0.500	0.000	1.176	0.500	0.500	6.000		
Antimony, Total	ug/L	MW-3I	4	0.500	0.000	1.176	0.500	0.500	6.000		
Antimony, Total	ug/L	MW-6I	4	0.500	0.000	1.176	0.500	0.500	6.000		
Arsenic, Total	ug/L	MW-11I	4	3.100	2.194	1.176	0.519	5.681	10.000		
Arsenic, Total	ug/L	MW-1I	4	0.500	0.000	1.176	0.500	0.500	10.000		
Arsenic, Total	ug/L	MW-2I	4	1.250	1.500	1.176	0.000	3.014	10.000		
Arsenic, Total	ug/L	MW-3I	4	0.500	0.000	1.176	0.500	0.500	10.000		
Arsenic, Total	ug/L	MW-6I	4	0.500	0.000	1.176	0.500	0.500	10.000		
Barium, Total	ug/L	MW-11I	4	52.150	7.977	1.176	42.767	61.533	2000.000	dec	
Barium, Total	ug/L	MW-1I	4	53.775	2.321	1.176	51.044	56.506	2000.000	dec	
Barium, Total	ug/L	MW-2I	4	72.175	6.780	1.176	64.200	80.150	2000.000		
Barium, Total	ug/L	MW-3I	4	84.575	16.427	1.176	65.252	103.898	2000.000		
Barium, Total	ug/L	MW-6I	4	57.450	7.542	1.176	48.578	66.322	2000.000		
Beryllium, Total	ug/L	MW-11I	4	2.000	0.000	1.176	2.000	2.000	4.000		
Beryllium, Total	ug/L	MW-1I	4	0.100	0.000	1.176	0.100	0.100	4.000		
Beryllium, Total	ug/L	MW-2I	4	2.000	0.000	1.176	2.000	2.000	4.000		
Beryllium, Total	ug/L	MW-3I	4	0.100	0.000	1.176	0.100	0.100	4.000		
Beryllium, Total	ug/L	MW-6I	4	2.000	0.000	1.176	2.000	2.000	4.000		
Cadmium, Total	ug/L	MW-11I	4	1.000	0.000	1.176	1.000	1.000	5.000		
Cadmium, Total	ug/L	MW-1I	4	1.000	0.000	1.176	1.000	1.000	5.000		
Cadmium, Total	ug/L	MW-2I	4	1.000	0.000	1.176	1.000	1.000	5.000		
Cadmium, Total	ug/L	MW-3I	4	1.000	0.000	1.176	1.000	1.000	5.000		
Cadmium, Total	ug/L	MW-6I	4	1.000	0.000	1.176	1.000	1.000	5.000		
Chromium, Total	ug/L	MW-11I	4	5.000	0.000	1.176	5.000	5.000	100.000		
Chromium, Total	ug/L	MW-1I	4	5.000	0.000	1.176	5.000	5.000	100.000		
Chromium, Total	ug/L	MW-2I	4	5.000	0.000	1.176	5.000	5.000	100.000		
Chromium, Total	ug/L	MW-3I	4	5.000	0.000	1.176	5.000	5.000	100.000		
Chromium, Total	ug/L	MW-6I	4	5.000	0.000	1.176	5.000	5.000	100.000		
Cobalt, Total	ug/L	MW-11I	4	0.500	0.000	1.176	0.500	0.500	6.000		
Cobalt, Total	ug/L	MW-1I	4	0.500	0.000	1.176	0.500	0.500	6.000		
Cobalt, Total	ug/L	MW-2I	4	0.500	0.000	1.176	0.500	0.500	6.000		
Cobalt, Total	ug/L	MW-3I	4	0.500	0.000	1.176	0.500	0.500	6.000		
Cobalt, Total	ug/L	MW-6I	4	0.500	0.000	1.176	0.500	0.500	6.000		
Fluoride	mg/L	MW-11I	4	0.400	0.037	1.176	0.356	0.444	4.000		
Fluoride	mg/L	MW-1I	4	0.285	0.021	1.176	0.261	0.309	4.000		
Fluoride	mg/L	MW-2I	4	0.258	0.053	1.176	0.196	0.319	4.000	dec	
Fluoride	mg/L	MW-3I	4	0.248	0.072	1.176	0.163	0.332	4.000		
Fluoride	mg/L	MW-6I	4	0.303	0.034	1.176	0.262	0.343	4.000		

* - Insufficient Data
** - Significant Exceedance
LCL = Lower Confidence Limit
UCL = Upper Confidence Limit

Table 1

Confidence Intervals for Comparing the Mean of the Last 4 Measurements to an Assessment Monitoring Standard

Constituent	Units	Well	N	Mean	SD	Factor	95% LCL	95% UCL	Standard	Trend	
Lead, Total	ug/L	MW-11I	4	5.000	0.000	1.176	5.000	5.000	15.000		
Lead, Total	ug/L	MW-1I	4	5.000	0.000	1.176	5.000	5.000	15.000		
Lead, Total	ug/L	MW-2I	4	5.000	0.000	1.176	5.000	5.000	15.000		
Lead, Total	ug/L	MW-3I	4	5.000	0.000	1.176	5.000	5.000	15.000		
Lead, Total	ug/L	MW-6I	4	5.000	0.000	1.176	5.000	5.000	15.000		
Lithium, Total	ug/L	MW-11I	4	105.050	10.348	1.176	92.878	117.222	40.000	dec	**
Lithium, Total	ug/L	MW-1I	4	89.875	2.992	1.176	86.356	93.394	40.000	dec	**
Lithium, Total	ug/L	MW-2I	4	55.400	5.957	1.176	48.393	62.407	40.000	dec	**
Lithium, Total	ug/L	MW-3I	4	15.375	6.208	1.176	8.073	22.677	40.000		
Lithium, Total	ug/L	MW-6I	4	113.000	8.287	1.176	103.253	122.747	40.000	dec	**
Mercury	ug/L	MW-11I	4	1.000	0.000	1.176	1.000	1.000	2.000		
Mercury	ug/L	MW-1I	4	1.000	0.000	1.176	1.000	1.000	2.000		
Mercury	ug/L	MW-2I	4	1.000	0.000	1.176	1.000	1.000	2.000		
Mercury	ug/L	MW-3I	4	1.000	0.000	1.176	1.000	1.000	2.000		
Mercury	ug/L	MW-6I	4	1.000	0.000	1.176	1.000	1.000	2.000		
Molybdenum, Total	ug/L	MW-11I	4	153.250	7.365	1.176	144.586	161.914	100.000	dec	**
Molybdenum, Total	ug/L	MW-1I	4	100.175	4.790	1.176	94.541	105.809	100.000		
Molybdenum, Total	ug/L	MW-2I	4	62.575	3.781	1.176	58.127	67.023	100.000	dec	
Molybdenum, Total	ug/L	MW-3I	4	62.425	4.560	1.176	57.062	67.788	100.000		
Molybdenum, Total	ug/L	MW-6I	4	222.000	10.132	1.176	210.081	233.919	100.000		**
Selenium, Total	ug/L	MW-11I	4	0.500	0.000	1.176	0.500	0.500	50.000		
Selenium, Total	ug/L	MW-1I	4	0.500	0.000	1.176	0.500	0.500	50.000		
Selenium, Total	ug/L	MW-2I	4	0.500	0.000	1.176	0.500	0.500	50.000		
Selenium, Total	ug/L	MW-3I	4	0.500	0.000	1.176	0.500	0.500	50.000		
Selenium, Total	ug/L	MW-6I	4	0.500	0.000	1.176	0.500	0.500	50.000		
Thallium, Total	ug/L	MW-11I	4	1.000	0.000	1.176	1.000	1.000	2.000		
Thallium, Total	ug/L	MW-1I	4	0.500	0.000	1.176	0.500	0.500	2.000		
Thallium, Total	ug/L	MW-2I	4	1.000	0.000	1.176	1.000	1.000	2.000		
Thallium, Total	ug/L	MW-3I	4	0.500	0.000	1.176	0.500	0.500	2.000		
Thallium, Total	ug/L	MW-6I	4	1.000	0.000	1.176	1.000	1.000	2.000		
Total Radium	pCi/L	MW-11I	4	1.583	0.394	1.176	1.118	2.047	5.000		
Total Radium	pCi/L	MW-1I	4	1.314	0.496	1.176	0.730	1.897	5.000		
Total Radium	pCi/L	MW-2I	4	1.555	0.609	1.176	0.839	2.271	5.000		
Total Radium	pCi/L	MW-3I	4	1.060	0.221	1.176	0.799	1.320	5.000		
Total Radium	pCi/L	MW-6I	4	1.630	0.621	1.176	0.900	2.360	5.000		

* - Insufficient Data
** - Significant Exceedance
LCL = Lower Confidence Limit
UCL = Upper Confidence Limit

Table 1

Confidence Intervals for Comparing the Mean of the Last 4 Measurements to an Assessment Monitoring Standard

Constituent	Units	Well	N	Mean	SD	Factor	95% LCL	95% UCL	Standard	Trend	
Antimony, Total	ug/L	MW-11D	4	0.500	0.000	1.176	0.500	0.500	6.000		
Antimony, Total	ug/L	MW-1D	4	0.500	0.000	1.176	0.500	0.500	6.000		
Antimony, Total	ug/L	MW-2D	4	0.500	0.000	1.176	0.500	0.500	6.000		
Antimony, Total	ug/L	MW-6D	4	0.700	0.400	1.176	0.229	1.171	6.000		
Arsenic, Total	ug/L	MW-11D	4	5.275	0.670	1.176	4.487	6.063	10.000		
Arsenic, Total	ug/L	MW-1D	4	3.075	1.034	1.176	1.859	4.291	10.000		
Arsenic, Total	ug/L	MW-2D	4	3.175	1.814	1.176	1.042	5.308	10.000		
Arsenic, Total	ug/L	MW-6D	4	0.500	0.000	1.176	0.500	0.500	10.000		
Barium, Total	ug/L	MW-11D	4	53.875	2.659	1.176	50.747	57.003	2000.000	dec	
Barium, Total	ug/L	MW-1D	4	59.450	0.981	1.176	58.295	60.605	2000.000		
Barium, Total	ug/L	MW-2D	4	67.950	5.110	1.176	61.939	73.961	2000.000	inc	
Barium, Total	ug/L	MW-6D	4	53.675	4.426	1.176	48.469	58.881	2000.000		
Beryllium, Total	ug/L	MW-11D	4	2.000	0.000	1.176	2.000	2.000	4.000		
Beryllium, Total	ug/L	MW-1D	4	2.000	0.000	1.176	2.000	2.000	4.000		
Beryllium, Total	ug/L	MW-2D	4	0.100	0.000	1.176	0.100	0.100	4.000		
Beryllium, Total	ug/L	MW-6D	4	2.000	0.000	1.176	2.000	2.000	4.000		
Cadmium, Total	ug/L	MW-11D	4	1.000	0.000	1.176	1.000	1.000	5.000		
Cadmium, Total	ug/L	MW-1D	4	1.000	0.000	1.176	1.000	1.000	5.000		
Cadmium, Total	ug/L	MW-2D	4	1.000	0.000	1.176	1.000	1.000	5.000		
Cadmium, Total	ug/L	MW-6D	4	1.000	0.000	1.176	1.000	1.000	5.000		
Chromium, Total	ug/L	MW-11D	4	5.000	0.000	1.176	5.000	5.000	100.000		
Chromium, Total	ug/L	MW-1D	4	5.000	0.000	1.176	5.000	5.000	100.000		
Chromium, Total	ug/L	MW-2D	4	5.000	0.000	1.176	5.000	5.000	100.000		
Chromium, Total	ug/L	MW-6D	4	5.000	0.000	1.176	5.000	5.000	100.000		
Cobalt, Total	ug/L	MW-11D	4	0.500	0.000	1.176	0.500	0.500	6.000		
Cobalt, Total	ug/L	MW-1D	4	0.500	0.000	1.176	0.500	0.500	6.000		
Cobalt, Total	ug/L	MW-2D	4	0.500	0.000	1.176	0.500	0.500	6.000		
Cobalt, Total	ug/L	MW-6D	4	0.500	0.000	1.176	0.500	0.500	6.000		
Fluoride	mg/L	MW-11D	4	0.258	0.030	1.176	0.222	0.293	4.000		
Fluoride	mg/L	MW-1D	4	0.325	0.031	1.176	0.288	0.362	4.000	dec	
Fluoride	mg/L	MW-2D	4	0.273	0.062	1.176	0.199	0.346	4.000		
Fluoride	mg/L	MW-6D	4	0.178	0.017	1.176	0.157	0.198	4.000		
Lead, Total	ug/L	MW-11D	4	5.000	0.000	1.176	5.000	5.000	15.000		
Lead, Total	ug/L	MW-1D	4	5.000	0.000	1.176	5.000	5.000	15.000		
Lead, Total	ug/L	MW-2D	4	5.000	0.000	1.176	5.000	5.000	15.000		
Lead, Total	ug/L	MW-6D	4	5.000	0.000	1.176	5.000	5.000	15.000		
Lithium, Total	ug/L	MW-11D	4	85.150	2.317	1.176	82.424	87.876	40.000	dec	**
Lithium, Total	ug/L	MW-1D	4	85.975	5.145	1.176	79.923	92.027	40.000		**
Lithium, Total	ug/L	MW-2D	4	51.125	1.269	1.176	49.633	52.617	40.000	dec	**
Lithium, Total	ug/L	MW-6D	4	83.300	2.566	1.176	80.281	86.319	40.000	dec	**

* - Insufficient Data
** - Significant Exceedance
LCL = Lower Confidence Limit
UCL = Upper Confidence Limit

Table 1

Confidence Intervals for Comparing the Mean of the Last 4 Measurements to an Assessment Monitoring Standard

Constituent	Units	Well	N	Mean	SD	Factor	95% LCL	95% UCL	Standard	Trend	
Mercury	ug/L	MW-11D	4	1.000	0.000	1.176	1.000	1.000	2.000		
Mercury	ug/L	MW-1D	4	1.000	0.000	1.176	1.000	1.000	2.000		
Mercury	ug/L	MW-2D	4	1.000	0.000	1.176	1.000	1.000	2.000		
Mercury	ug/L	MW-6D	4	1.000	0.000	1.176	1.000	1.000	2.000		
Molybdenum, Total	ug/L	MW-11D	4	173.750	6.397	1.176	166.226	181.274	100.000	dec	**
Molybdenum, Total	ug/L	MW-1D	4	108.750	4.425	1.176	103.545	113.955	100.000		**
Molybdenum, Total	ug/L	MW-2D	4	67.575	6.701	1.176	59.692	75.458	100.000	dec	
Molybdenum, Total	ug/L	MW-6D	4	220.500	16.299	1.176	201.327	239.673	100.000		**
Selenium, Total	ug/L	MW-11D	4	0.500	0.000	1.176	0.500	0.500	50.000		
Selenium, Total	ug/L	MW-1D	4	0.500	0.000	1.176	0.500	0.500	50.000		
Selenium, Total	ug/L	MW-2D	4	0.500	0.000	1.176	0.500	0.500	50.000		
Selenium, Total	ug/L	MW-6D	4	0.500	0.000	1.176	0.500	0.500	50.000		
Thallium, Total	ug/L	MW-11D	4	1.000	0.000	1.176	1.000	1.000	2.000		
Thallium, Total	ug/L	MW-1D	4	1.000	0.000	1.176	1.000	1.000	2.000		
Thallium, Total	ug/L	MW-2D	4	0.500	0.000	1.176	0.500	0.500	2.000		
Thallium, Total	ug/L	MW-6D	4	1.000	0.000	1.176	1.000	1.000	2.000		
Total Radium	pCi/L	MW-11D	4	2.649	2.977	1.176	0.000	6.151	5.000		
Total Radium	pCi/L	MW-1D	4	1.490	0.905	1.176	0.425	2.554	5.000		
Total Radium	pCi/L	MW-2D	4	1.234	0.367	1.176	0.802	1.666	5.000		
Total Radium	pCi/L	MW-6D	4	1.146	0.188	1.176	0.924	1.367	5.000		

* - Insufficient Data
** - Significant Exceedance
LCL = Lower Confidence Limit
UCL = Upper Confidence Limit

Table 1: 95% LCL Compared to GWPS
Shallow Zone
Multiunit Ash Pond System
AES Indiana
Eagle Valley Generating Station, Martinsville, Indiana
ATC Project No. 170LF01276

Sample ID	Through Sample Date	Antimony	Arsenic	Barium	Beryllium	Cadmium	Chromium	Cobalt	Fluoride	Lead	Lithium	Mercury	Molybdenum	Selenium	Thallium	Radium 226/228 Combined
		ug/L	ug/L	ug/L	ug/L	ug/L	ug/L	ug/L	mg/L	ug/L	ug/L	ug/L	ug/L	ug/L	ug/L	pCi/L
	GWPS (greater of MCL/USEPA Amendment Level, or background PL)	**6**	**10**	**2000**	**4**	**5**	**100**	**6**	**4**	**15**	**40**	**2**	**100**	**50**	**2**	**5**
	MCL	6	10	2000	4	5	100	-	4	15	-	2	-	50	2	5
	USEPA'S Amendments to the National Minimum Criteria*	-	-	-	-	-	-	6	-	15	40	-	100	-	-	-
	Prediction Limit (based on background data through May 2022)	1	5.8	74.6776	0.2	2	10	5.8	0.1	10	20	2	10	1	1	2.3773
MW-1S	September 2018	3	6	70	2	1	5	2.5	0.249	5	**89.667**	1	28.867	8	1	0.179
	May 2019	2	4	56	2	1	5	2.5	0.114	5	**79.165**	1	15.347	9	1	0.195
	November 2019	2	4	55	2	1	5	2.5	0.147	5	**79.451**	1	16.653	6	1	0.195
	May 2020	2	3	53	2	1	5	2.5	0.150	5	**80.189**	1	16.100	5	1	0.704
	November 2020	2	3	55	2	1	5	2.5	0.148	5	**88.264**	1	18.852	3	1	0.705
	May 2021	2	4	66	2	1	5	2.5	0.082	5	**77.22**	1	21.985	2	1	0.800
	November 2021	1.670	3.755 4.746 (N=8)	62.955	2.000	1.000	5.000	0.500	0.054	5.000	**74.307**	1.000	15.401	5.239	1.000	0.750
	May 2022	1.421	3.228	65.705	2.000	1.000	5.000	0.500	0.043	5.000	**74.448**	1.000	11.589	8.818	1.000	0.750
MW-2S	September 2018	3	0	159	2	1	5	2.5	0.138	5	**82.118**	1	10.109	2	1	0.787
	May 2019	3	0	182	2	1	5	2.5	0.121	5	**82.220**	1	0	0	1	0.915
	November 2019	3	1	133	2	1	5	1.243	0.119	5	**80.204**	1	9.522	0	1	1.011
	May 2020	3	0	132	2	1	5	1.243	0.116	5	**80.032**	1	5.47	0	1	0.678
	November 2020	3	7	99	2	1	5	1.243	0.123	5	**77.000**	1	3.854	0	1	0.284
	May 2021	3	8	89	2	1	5	1.243	0.105	5	**47.696**	1	3.499	0	1	0.170
	November 2021	0.500	9.413 9.766 (N=7) 8.724 (N=8) **10.853 (N=16)**	95.412	2.000	1.000	5.000	2.500	0.107	5.000	**43.414**	1.000	3.472	0.000	1.000	0.170
	May 2022	0.500	9.504 **10.317 (N=8)**	107.557	2.000	1.000	5.000	0.500	0.111	5.000	**41.555**	1.000	5.997	3.834	1.000	0.315
MW-3S	September 2018	3	5	71	2	1	5	2.5	0.269	5	10.077	1	36.566	0	1	0.578
	May 2019	2	5	71	2	1	5	2.5	0.210	5	9.220	1	35.121	1	1	0.621
	November 2019	2	5	71	2	1	5	2.5	0.193	5	6.662	1	30.294	1	1	0.621
	May 2020	2	5	72	2	1	5	2.5	0.202	5	6.648	1	34.252	4	1	0.785
	November 2020	2	5	67	2	1	5	2.5	0.222	5	6.648	1	41.738	4	1	0.802
	May 2021	3	5	69	2	1	5	2.5	0.300	5	5.165	1	54.17	5	1	0.850
	November 2021	3.000	0.500	78.554	2.000	1.000	5.000	0.500	0.275	5.000	7.202	1.000	45.499	4.696	1.000	0.766
	May 2022	1.408	0.500	76.241	2.000	1.000	5.000	0.500	0.204	5.000	7.183	1.000	42.611	1.023	1.000	0.766

Final Date: 10/24/2022

Table 1: 95% LCL Compared to GWPS
Shallow Zone
Multiunit Ash Pond System
AES Indiana
Eagle Valley Generating Station, Martinsville, Indiana
ATC Project No. 170LF01276

Sample ID	Through Sample Date	Antimony	Arsenic	Barium	Beryllium	Cadmium	Chromium	Cobalt	Fluoride	Lead	Lithium	Mercury	Molybdenum	Selenium	Thallium	Radium 226/228 Combined
		ug/L	ug/L	ug/L	ug/L	ug/L	ug/L	ug/L	mg/L	ug/L	ug/L	ug/L	ug/L	ug/L	ug/L	pCi/L
	GWPS (greater of MCL/USEPA Amendment Level, or background PL)	**6**	**10**	**2000**	**4**	**5**	**100**	**6**	**4**	**15**	**40**	**2**	**100**	**50**	**2**	**5**
	MCL	6	10	2000	4	5	100	-	4	15	-	2	-	50	2	5
	USEPA'S Amendments to the National Minimum Criteria*	-	-	-	-	-	-	6	-	15	40	-	100	-	-	-
	Prediction Limit (based on background data through May 2022)	1	5.8	74.6776	0.2	2	10	5.8	0.1	10	20	2	10	1	1	2.3773
MW-6S	September 2018	1	5	87	2	1	5	2.5	0.167	5	**56.080**	1	60.220	1	1	0.390
	May 2019	1	5	60	2	1	5	2.5	0.154	5	26.928	1	37.099	1	1	0.397
	November 2019	1	5	67	2	1	5	2.5	0.154	5	29.301	1	41.627	2	1	0.451
	May 2020	1	5	67	2	1	5	2.5	0.160	5	29.814	1	45.727	1	1	0.542
	November 2020	1	5	75	2	1	5	2.5	0.155	5	30.669	1	43.731	5	1	0.697
	May 2021	1	5	93	2	1	5	2.5	0.165	5	**74.534**	1	97.661	7	1	0.653
	November 2021	1.099	0.500	83.423	2.000	1.000	5.000	0.500	0.165	5.000	**80.680**	1.000	98.584 90.137 (N=8)	3.386	1.000	0.765
	May 2022	0.764	0.500	80.638	2.000	1.000	5.000	0.500	0.200	5.000	**72.068**	1.000	91.082 90.410 (N=8) 95.731 (N=16)	3.202	1.000	0.816
MW-7S	September 2018	3	5	103	2	1	5	2.5	0.060	5	**108.558**	1	**132.202**	3	1	1.017
	May 2019	2	5	95	2	1	5	2.5	0.035	5	**42.012**	1	50.335	3	1	0.847
	November 2019	2	5	95	2	1	5	2.5	0.035	5	**42.012**	1	50.335	3	1	0.847
	May 2020	2	5	68	2	1	5	2.5	0.030	5	13.035	1	12.109	3	1	0.747
	November 2020	2	2	57	2	1	5	2.332	0.050	5	4.098	1	15.631	6	1	0.299
	May 2021	2	2	56	2	1	5	2.332	0.050	5	26.464	1	38.333	6	1	0.142
	November 2021	2.350	1.494	56.195	2.000	1.000	5.000	1.864	0.050	5.000	26.514	1.000	32.098	9.319	1.000	0.209
	May 2022	2.223	1.494	64.327	2.000	1.000	5.000	1.864	0.050	5.000	26.538	1.000	33.538	11.39	1.000	0.000
MW-10S	September 2018	1	5	65	2	1	5	2.5	0.357	5	**76.208**	1	**170.345**	3	1	0.722
	May 2019	1	5	59	2	1	5	2.5	0.260	5	**76.955**	1	**100.416**	1	1	0.779
	November 2019	1	5	59	2	1	5	2.5	0.260	5	**76.955**	1	**100.416**	1	1	0.779
	May 2020	1	5	61	2	1	5	2.5	0.247	5	**75.161**	1	76.448	0	1	0.775
	November 2020	1	5	71	2	1	5	2.5	0.212	5	**76.355**	1	59.679	0	1	0.875
	May 2021	2	5	77	2	1	5	2.5	0.205	5	**91.428**	1	85.547	0	1	0.788
	November 2021	1.642	5.000	74.818	2.000	1.000	5.000	2.500	0.186	5.000	**88.77**	1.000	79.201 90.962 (N=8)	0.000	1.000	0.674
	May 2022	1.678	0.500	72.596	0.100	1.000	5.000	0.500	0.203	5.000	**90.725**	1.000	62.838 69.064 (N=7)	1.201	0.500	0.767

Table 1: 95% LCL Compared to GWPS
Shallow Zone
Multiunit Ash Pond System
AES Indiana
Eagle Valley Generating Station, Martinsville, Indiana
ATC Project No. 170LF01276

Sample ID	Through Sample Date	Antimony	Arsenic	Barium	Beryllium	Cadmium	Chromium	Cobalt	Fluoride	Lead	Lithium	Mercury	Molybdenum	Selenium	Thallium	Radium 226/228 Combined
		ug/L	ug/L	ug/L	ug/L	ug/L	ug/L	ug/L	mg/L	ug/L	ug/L	ug/L	ug/L	ug/L	ug/L	pCi/L
	GWPS (greater of MCL/USEPA Amendment Level, or background PL)	**6**	**10**	**2000**	**4**	**5**	**100**	**6**	**4**	**15**	**40**	**2**	**100**	**50**	**2**	**5**
	MCL	6	10	2000	4	5	100	-	4	15	-	2	-	50	2	5
	USEPA'S Amendments to the National Minimum Criteria*	-	-	-	-	-	-	6	-	15	40	-	100	-	-	-
	Prediction Limit (based on background data through May 2022)	1	5.8	74.6776	0.2	2	10	5.8	0.1	10	20	2	10	1	1	2.3773
MW-11S	September 2018	2	**72**	64	2	1	5	2.5	0.272	5	**101.369**	1	**240.525**	4	1	0.542
	May 2019	1	**60**	61	2	1	5	2.5	0.222	5	**102.944**	1	**163.624**	5	1	0.710
	November 2019	1	**60**	61	2	1	5	2.5	0.222	5	**102.944**	1	**163.624**	5	1	0.710
	May 2020	2	**61**	62	2	1	5	2.5	0.212	5	**103.225**	1	**108.327**	6	1	0.956
	November 2020	1	**58**	57	2	1	5	2.5	0.189	5	**101.614**	1	61.569	4	1	0.786
	May 2021	1	**80**	77	2	1	5	2.5	0.166	5	**103.787**	1	58.408	4	1	0.658
	November 2021	1.362	**78.834**	86.488	2.000	1.000	5.000	2.500	0.144	5.000	**107.603**	1.000	57.392 98.452 (N=8)	3.606	1.000	0.651
	May 2022	1.366	**77.351**	89.461	0.100	1.000	5.000	0.500	0.145	5.000	**99.568**	1.000	70.119 67.929 (N=7)	3.631	0.500	0.767
MW-12S	September 2018	1	1	76	2	1	5	2.5	0.305	5	**83.403**	1	53.488	2	1	0.378
	May 2019	1	0	84	2	1	5	2.5	0.262	5	**85.346**	1	40.399	0	1	0.289
	November 2019	1	0	84	2	1	5	2.5	0.262	5	**85.346**	1	40.399	0	1	0.289
	May 2020	1	1	85	2	1	5	2.5	0.221	5	**86.126**	1	37.671	0	1	0.257
	November 2020	1	1	83	2	1	5	2.5	0.219	5	**85.287**	1	40.495	3	1	0.435
	May 2021	1	0	100	2	1	5	2.5	0.221	5	**99.225**	1	41.986	10	1	0.795
	November 2021	1.198	0.349	100.300	2.000	1.000	5.000	2.500	0.203	5.000	**112.428**	1.000	35.693	5.598	1.000	0.600
	May 2022	1.198	0.269	100.764	2.000	1.000	5.000	0.500	0.215	5.000	**112.428**	1.000	20.149	12.888	1.000	0.523

Notes:
MCL - Maximum Contaminant Level based on National Primary Drinking Water Regulations
GWPS - Groundwater Protection Standard
LCL = Lower Confidence Limit
Bold font with gray shading indicates 95% LCL of the mean of the last four measurements that is in exceedance of GWPS.
Bold font with green shading indicates 95% LCL of the mean of the last eight measurements that is in exceedance of GWPS.
Bold font with gold shading indicates 95% LCL of the mean based on a qualitative evaluation of dataset that may or may not have triggered a mean/LCL conflict but visually warranted evaluation of a larger dataset.
ug/L = micrograms per liter (ppb)
mg/L = milligrams per liter (ppm)
Std. Units = Standard Units
*USEPA'S *Amendments to the National Minimum Criteria (Phase One, Part One), Disposal of Coal Combustion Residuals from Electric Utilities;* effective August 29, 2018 (page 36444).
Background prediction limits are re-calculated after each sampling event. If a background prediction limit value is utilized as the GWPS, the GWPS for the current summary may be different from previous events.
The 95% LCL statistic is based on the rolling set of the four most recent individual sample results for a parameter.
LCL calculations utilize 1/2 the median non-detect (ND) reporting limit (RL) from the full date range of non-detect sample results. If RL levels changed over time, the current calculated LCL value may be larger than the most recent four ND results.
DUMPStat summary table output limits the number of significant digits reported for a calculated LCL. An exceedingly small calculated LCL value (e.g. 0.00001 mg/L) may simply be reported as 0 in the output summary.
Reporting units of measure for certain constituents in DUMPStat output tables were changed from units of mg/L (ppm) to ug/L (ppb) beginning with November 2021 LCL analysis to allow for reporting of calculated LCLs to more significant digits.
Table updated to include May 2022 assessment sampling results.

Final Date: 10/24/2022

Table 2: 95% LCL Compared to GWPS
Intermediate Zone
Multiunit Ash Pond System
AES Indiana
Eagle Valley Generating Station, Martinsville, Indiana
ATC Project No. 170LF01276

Sample ID	Through Sample Date	Antimony	Arsenic	Barium	Beryllium	Cadmium	Chromium	Cobalt	Fluoride	Lead	Lithium	Mercury	Molybdenum	Selenium	Thallium	Radium 226/228 Combined
		ug/L	ug/L	ug/L	ug/L	ug/L	ug/L	ug/L	mg/L	ug/L	ug/L	ug/L	ug/L	ug/L	ug/L	pCi/L
	GWPS (greater of MCL/USEPA Amendment Level, or background PL)	**6**	**10**	**2000**	**4**	**5**	**100**	**6**	**4**	**15**	**40**	**2**	**100**	**50**	**2**	**5**
	MCL	6	10	2000	4	5	100	-	4	15	-	2	-	50	2	5
	USEPA'S Amendments to the National Minimum Criteria*	-	-	-	-	-	-	6	-	15	40	-	100	-	-	-
	Prediction Limit (based on background data through May 2022)	1	2	50.5561	0.2	2	10	1	0.1	10	20	2	10	1	1	2.1133
MW-1I	September 2018	3	5	49	2	1	5	2.5	0.295	5	**90.977**	1	99.499	5	1	1.468
	May 2019	3	5	54	2	1	5	2.5	0.287	5	**95.151**	1	99.201	5	1	1.389
	November 2019	3	5	55	2	1	5	2.5	0.297	5	**95.543**	1	**100.675**	5	1	1.333
	May 2020	3	5	54	2	1	5	2.5	0.297	5	**95.610**	1	**101.141**	5	1	1.421
	November 2020	3	5	54	2	1	5	2.5	0.312	5	**91.878**	1	**101.062**	5	1	1.34
	May 2021	3	5	54	2	1	5	2.5	0.267	5	**86.999**	1	96.761	5	1	1.358
	November 2021	0.500	0.500	51.170	2.000	1.000	5.000	0.500	0.254	5.000	**85.368**	1.000	96.858 **101.612 (N=8)**	0.500	1.000	0.906
	May 2022	0.500	0.500	51.044	0.100	1.000	5.000	0.500	0.261	5.000	**86.356**	1.000	94.541 99.709 (N=7)	0.500	0.500	0.73
MW-2I	September 2018	3	5	54	2	1	5	2.5	0.276	5	**68.523**	1	58.757	5	1	1.822
	May 2019	3	5	51	2	1	5	2.5	0.270	5	**68.634**	1	56.590	5	1	1.620
	November 2019	3	5	55	2	1	5	2.5	0.268	5	**69.665**	1	55.609	5	1	1.642
	May 2020	3	5	55	2	1	5	2.5	0.271	5	**69.042**	1	56.957	5	1	1.988
	November 2020	3	5	59	2	1	5	2.5	0.283	5	**63.545**	1	62.021	5	1	1.177
	May 2021	3	5	58	2	1	5	2.5	0.198	5	**56.314**	1	62.455	5	1	0.875
	November 2021	0.500	3.743	59.482	2.000	1.000	5.000	0.500	0.198	5.000	**51.013**	1.000	58.142	0.500	1.000	0.872
	May 2022	0.500	0	64.2	2.000	1.000	5.000	0.500	0.196	5.000	**48.393**	1.000	58.127	0.500	1.000	0.839
MW-3I	September 2018	3	5	55	2	1	5	2.5	0.253	5	36.266	1	54.444	5	1	1.310
	May 2019	3	5	53	2	1	5	2.5	0.255	5	22.662	1	60.185	5	1	1.032
	November 2019	3	5	51	2	1	5	2.5	0.255	5	9.759	1	73.297	5	1	0.919
	May 2020	3	5	52	2	1	5	2.5	0.255	5	11.269	1	73.503	5	1	0.926
	November 2020	3	5	53	2	1	5	2.5	0.283	5	6.642	1	69.134	5	1	0.839
	May 2021	3	5	44	2	1	5	2.5	0.182	5	6.179	1	60.599	5	1	0.734
	November 2021	0.500	0.500	52.140	2.000	1.000	5.000	0.500	0.163	5.000	8.031 13.184 (N=8)	1.000	56.279	0.500	1.000	0.714
	May 2022	0.500	0.500	65.252	0.100	1.000	5.000	0.500	0.163	5.000	8.073	1.000	57.062	0.500	0.500	0.799

Final Date: 10/24/2022

Table 2: 95% LCL Compared to GWPS
Intermediate Zone
Multiunit Ash Pond System
AES Indiana
Eagle Valley Generating Station, Martinsville, Indiana
ATC Project No. 170LF01276

Sample ID	Through Sample Date	Antimony	Arsenic	Barium	Beryllium	Cadmium	Chromium	Cobalt	Fluoride	Lead	Lithium	Mercury	Molybdenum	Selenium	Thallium	Radium 226/228 Combined
		ug/L	ug/L	ug/L	ug/L	ug/L	ug/L	ug/L	mg/L	ug/L	ug/L	ug/L	ug/L	ug/L	ug/L	pCi/L
	GWPS (greater of MCL/USEPA Amendment Level, or background PL)	**6**	**10**	**2000**	**4**	**5**	**100**	**6**	**4**	**15**	**40**	**2**	**100**	**50**	**2**	**5**
	MCL	6	10	2000	4	5	100	-	4	15	-	2	-	50	2	5
	USEPA'S Amendments to the National Minimum Criteria*	-	-	-	-	-	-	6	-	15	40	-	100	-	-	-
	Prediction Limit (based on background data through May 2022)	1	2	50.5561	0.2	2	10	1	0.1	10	20	2	10	1	1	2.1133
MW-6I	September 2018	3	5	39	2	1	5	2.5	0.220	5	**87.713**	1	**173.703**	5	1	1.870
	May 2019	3	5	39	2	1	5	2.5	0.207	5	**88.502**	1	**162.008**	5	1	0.817
	November 2019	3	5	39	2	1	5	2.5	0.225	5	**89.538**	1	**155.270**	5	1	0.893
	May 2020	3	5	44	2	1	5	2.5	0.241	5	**89.985**	1	**169.841**	5	1	0.848
	November 2020	3	5	49	2	1	5	2.5	0.235	5	**99.601**	1	**167.176**	5	1	0.709
	May 2021	3	5	49	2	1	5	2.5	0.24	5	**95.914**	1	**188.346**	5	1	1.066
	November 2021	0.500	0.500	46.877	2.000	1.000	5.000	0.500	0.244	5.000	**103.485**	1.000	**208.561**	0.500	1.000	1.066
	May 2022	0.500	0.500	48.578	2.000	1.000	5.000	0.500	0.262	5.000	**103.253**	1.000	**210.081**	0.500	1.000	0.9
MW-11I	September 2018	3	5	64	2	1	5	2.5	0.303	5	**104.856**	1	**164.551**	5	1	1.823
	May 2019	3	5	63	2	1	5	2.5	0.293	5	**103.556**	1	**163.193**	5	1	1.727
	November 2019	3	2	62	2	1	5	2.5	0.296	5	**101.843**	1	**157.499**	5	1	1.198
	May 2020	3	0	56	2	1	5	2.5	0.29	5	**100.971**	1	**157.499**	5	1	1.053
	November 2020	3	0	45	2	1	5	2.5	0.328	5	**94.623**	1	**157.226**	5	1	0.886
	May 2021	3	1	44	2	1	5	2.5	0.35	5	**94.299**	1	**151.016**	5	1	0.977
	November 2021	0.500	0.000	44.085	2.000	1.000	5.000	0.500	0.358	5.000	**92.878**	1.000	**147.090**	0.500	1.000	1.067
	May 2022	0.500	0.519	42.767	2.000	1.000	5.000	0.500	0.356	5.000	**92.878**	1.000	**144.586**	0.500	1.000	1.118

Notes:
MCL - Maximum Contaminant Level based on National Primary Drinking Water Regulations
GWPS - Groundwater Protection Standard
LCL = Lower Confidence Limit
Bold font with gray shading indicates 95% LCL of the mean of the last four measurements that is in exceedance of GWPS.
Bold font with green shading indicates 95% LCL of the mean of the last eight measurements that is in exceedance of GWPS.
Bold font with gold shading indicates 95% LCL of the mean based on a qualitative evaluation of dataset that may or may not have triggered a mean/LCL conflict but visually warranted evaluation of a larger dataset.
ug/L = micrograms per liter (ppb)
mg/L = milligrams per liter (ppm)
Std. Units = Standard Units
*USEPA'S *Amendments to the National Minimum Criteria (Phase One, Part One), Disposal of Coal Combustion Residuals from Electric Utilities;* effective August 29, 2018 (page 36444).
Background prediction limits are re-calculated after each sampling event. If a background prediction limit value is utilized as the GWPS, the GWPS for the current summary may be different from previous events.
The 95% LCL statistic is based on the rolling set of the four most recent individual sample results for a parameter.
LCL calculations utilize 1/2 the median non-detect (ND) reporting limit (RL) from the full date range of non-detect sample results. If RL levels changed over time, the current calculated LCL value may be larger than the most recent four ND results.
DUMPStat summary table output limits the number of significant digits reported for a calculated LCL. An exceedingly small calculated LCL value (e.g. 0.00001 mg/L) may simply be reported as 0 in the output summary.
Reporting units of measure for certain constituents in DUMPStat output tables were changed from units of mg/L (ppm) to ug/L (ppb) beginning with November 2021 LCL analysis to allow for reporting of calculated LCLs to more significant digits.
Table updated to include May 2022 assessment sampling results.

Final Date: 10/24/2022

Table 3: 95% LCL Compared to GWPS
Deep Zone
Multiunit Ash Pond System
AES Indiana
Eagle Valley Generating Station, Martinsville, Indiana
ATC Project No. 170LF01276

Sample ID	Through Sample Date	Antimony	Arsenic	Barium	Beryllium	Cadmium	Chromium	Cobalt	Fluoride	Lead	Lithium	Mercury	Molybdenum	Selenium	Thallium	Radium 226/228 Combined
		ug/L	ug/L	ug/L	ug/L	ug/L	ug/L	ug/L	mg/L	ug/L	ug/L	ug/L	ug/L	ug/L	ug/L	pCi/L
	GWPS (greater of MCL/USEPA Amendment Level, or background PL)	**6**	**10**	**2000**	**4**	**5**	**100**	**6**	**4**	**15**	**40**	**2**	**100**	**50**	**2**	**5**
	MCL	6	10	2000	4	5	100	-	4	15	-	2	-	50	2	5
	USEPA'S Amendments to the National Minimum Criteria*	-	-	-	-	-	-	6	-	15	40	-	100	-	-	-
	Prediction Limit (based on background data through May 2022)	1	1.3	73.5194	0.2	2	10	1.2	0.12	10	20	2	10	1.3	1	1.8197
MW-1D	September 2018	3	1	68	2	1	5	2.5	0.322	5	**88.543**	1	**107.001**	5	1	1.191
	May 2019	3	0	68	2	1	5	2.5	0.313	5	**88.724**	1	**106.551**	5	1	1.241
	November 2019	3	1	67	2	1	5	2.5	0.325	5	**87.806**	1	**106.551**	5	1	0.852
	May 2020	3	1	65	2	1	5	2.5	0.325	5	**87.616**	1	**112.025**	5	1	0.884
	November 2020	3	1	59	2	1	5	2.5	0.353	5	**83.667**	1	**113.599**	5	1	0.741
	May 2021	3	2	56	2	1	5	2.5	0.320	5	**80.921**	1	**107.008**	5	1	0.897
	November 2021	0.500	1.375	57.460	2.000	1.000	5.000	0.500	0.293	5.000	**80.908**	1.000	**106.239**	0.500	1.000	0.832
	May 2022	0.500	1.859	58.295	2.000	1.000	5.000	0.500	0.288	5.000	**79.923**	1.000	**103.545**	0.500	1.000	0.425
MW-2D	September 2018	3	3	42	2	1	5	2.5	0.290	5	**72.668**	1	**103.757**	5	1	1.668
	May 2019	3	3	40	2	1	5	2.5	0.289	5	**71.147**	1	92.570	5	1	1.351
	November 2019	3	3	42	2	1	5	2.5	0.295	5	**69.227**	1	85.261	5	1	1.382
	May 2020	3	3	42	2	1	5	2.5	0.293	5	**68.124**	1	90.588	5	1	1.387
	November 2020	3	3	48	2	1	5	2.5	0.32	5	**55.784**	1	78.723	5	1	0.953
	May 2021	3	3	50	2	1	5	2.5	0.214	5	**47.570**	1	67.418	5	1	0.770
	November 2021	0.500	3.491	56.257	2.000	1.000	5.000	0.500	0.200	5.000	**43.140**	1.000	62.003 76.519 (N=8)	0.500	1.000	0.768
	May 2022	0.500	1.042	61.939	0.100	1.000	5.000	0.500	0.199	5.000	**49.633**	1.000	59.692	0.500	0.500	0.802
MW-6D	September 2018	3	5	48	2	1	5	2.5	0.107	5	**90.432**	1	**192.856**	5	1	0.758
	May 2019	3	5	48	2	1	5	2.5	0.107	5	**92.149**	1	**190.163**	5	1	1.004
	November 2019	3	5	48	2	1	5	2.5	0.112	5	**90.092**	1	**176.356**	5	1	0.968
	May 2020	3	5	51	2	1	5	2.5	0.117	5	**88.906**	1	**176.534**	5	1	1.265
	November 2020	3	5	50	2	1	5	2.5	0.129	5	**82.687**	1	**175.267**	5	1	1.098
	May 2021	3	5	48	2	1	5	2.5	0.129	5	**80.284**	1	**174.337**	5	1	0.994
	November 2021	0.500	0.500	48.419	2.000	1.000	5.000	0.500	0.135	5.000	**78.871**	1.000	**187.994**	0.500	1.000	0.931
	May 2022	0.229	0.500	48.469	2.000	1.000	5.000	0.500	0.157	5.000	**80.281**	1.000	**201.327**	0.500	1.000	0.924

Final Date: 10/24/2022

Table 3: 95% LCL Compared to GWPS
Deep Zone
Multiunit Ash Pond System
AES Indiana
Eagle Valley Generating Station, Martinsville, Indiana
ATC Project No. 170LF01276

Sample ID	Through Sample Date	Antimony	Arsenic	Barium	Beryllium	Cadmium	Chromium	Cobalt	Fluoride	Lead	Lithium	Mercury	Molybdenum	Selenium	Thallium	Radium 226/228 Combined
		ug/L	ug/L	ug/L	ug/L	ug/L	ug/L	ug/L	mg/L	ug/L	ug/L	ug/L	ug/L	ug/L	ug/L	pCi/L
	GWPS (greater of MCL/USEPA Amendment Level, or background PL)	**6**	**10**	**2000**	**4**	**5**	**100**	**6**	**4**	**15**	**40**	**2**	**100**	**50**	**2**	**5**
	MCL	6	10	2000	4	5	100	-	4	15	-	2	-	50	2	5
	USEPA'S Amendments to the National Minimum Criteria*	-	-	-	-	-	-	6	-	15	40	-	100	-	-	-
	Prediction Limit (based on background data through May 2022)	1	1.3	73.5194	0.2	2	10	1.2	0.12	10	20	2	10	1.3	1	1.8197
MW-11D	September 2018	3	0	30	2	1	0	0	0.168	0	**75.647**	1	**160.572**	5	1	0.976
	May 2019	3	5	67	2	1	0	2.5	0.173	0	**83.997**	1	**158.480**	5	1	0.936
	November 2019	3	5	68	2	1	0	2.5	0.175	0	**84.526**	1	**153.252**	5	1	0.901
	May 2020	3	5	64	2	1	5	2.5	0.169	5	**84.647**	1	**155.670**	5	1	0.778
	November 2020	3	5	54	2	1	5	2.5	0.192	5	**86.900**	1	**163.226**	5	1	0.763
	May 2021	3	5	50	2	1	5	0.5	0.207	5	**83.277**	1	**163.168**	5	1	0
	November 2021	0.500	4.569	51.020	2.000	1.000	5.000	0.500	0.231	5.000	**80.633**	1.000	**168.951**	0.500	1.000	0
	May 2022	0.500	4.487	50.747	2.000	1.000	5.000	0.500	0.222	5.000	**82.424**	1.000	**166.226**	0.500	1.000	0

Notes:
MCL - Maximum Contaminant Level based on National Primary Drinking Water Regulations
GWPS - Groundwater Protection Standard
LCL = Lower Confidence Limit
Bold font with gray shading indicates 95% LCL of the mean of the last four measurements that is in exceedance of GWPS.
Bold font with green shading indicates 95% LCL of the mean of the last eight measurements that is in exceedance of GWPS.
Bold font with gold shading indicates 95% LCL of the mean based on a qualitative evaluation of dataset that may or may not have triggered a mean/LCL conflict but visually warranted evaluation of a larger dataset.
ug/L = micrograms per liter (ppb)
mg/L = milligrams per liter (ppm)
Std. Units = Standard Units
*USEPA'S *Amendments to the National Minimum Criteria (Phase One, Part One), Disposal of Coal Combusti*
Background prediction limits are re-calculated after each sampling event. If a background prediction limit value is utilized as the GWPS, the GWPS for the current summary may be different from previous events.
The 95% LCL statistic is based on the rolling set of the four most recent individual sample results for a parameter.
LCL calculations utilize 1/2 the median non-detect (ND) reporting limit (RL) from the full date range of non-detect sample results. If RL levels changed over time, the current calculated LCL value may be larger than the most recent four ND results.
DUMPStat summary table output limits the number of significant digits reported for a calculated LCL. An exceedingly small calculated LCL value (e.g. 0.00001 mg/L) may simply be reported as 0 in the output summary.
Reporting units of measure for certain constituents in DUMPStat output tables were changed from units of mg/L (ppm) to ug/L (ppb) beginning with November 2021 LCL analysis to allow for reporting of calculated LCLs to more significant digits.
Table updated to include May 2022 assessment sampling results.

Final Date: 10/24/2022