ENVIRONMENTAL • GEOTECHNICAL
BUILDING SCIENCES • MATERIALS TESTING

January 30, 2023
Revised on February 27, 2023

ATC Group Services LLC

7988 Centerpoint Dr.
Suite 100
Indianapolis, IN 46256

Phone **+1 317 849 4990**
Fax +1 317 849 4278

www.atcgroupservices.com

Mr. David M. Heger
Senior Counsel
AES US Services, LLC
One Monument Circle, Suite 701A
Indianapolis, Indiana 46204-2901

Re: **2022 CCR Annual Groundwater Monitoring and Corrective Action Report**
Indianapolis Power & Light Company d/b/a AES Indiana (AESI)
Harding Street Generating Station
Indianapolis, Indiana
ATC Project No. 170LF01277

Dear Mr. Heger:

ATC Group Services LLC (ATC) has prepared this 2022 CCR Annual Groundwater Monitoring and Corrective Action Report for the Ash Pond System at the AESI Harding Street Generating Station in Indianapolis, Marion County, Indiana. This report has been prepared to comply with reporting requirements described in the United States Environmental Protection Agency's (USEPA) Coal Combustion Residuals (CCR) Rule § 257.90(e). This annual report documents the status of the groundwater monitoring and corrective action program for the ash pond system and includes information required by § 257.90(e)(1) through § 257.90(e)(6).

Federal CCR Rule § 257.90(e)(6) specifies the following:

A section at the beginning of the annual report that provides an overview of the current status of groundwater monitoring and corrective action programs for the CCR unit. At a minimum, the summary must specify all of the following: (i) At the start of the current annual reporting period, whether the CCR unit was operating under the detection monitoring program in § 257.94 or the assessment monitoring program in § 257.95; (ii) At the end of the current annual reporting period, whether the CCR unit was operating under the detection monitoring program in § 257.94 or the assessment monitoring program in § 257.95; (iii) If it was determined that there was a statistically significant increase over background for one or more constituents listed in appendix III to this part pursuant to § 257.94(e): (A) Identify those constituents listed in appendix III to this part and the names of the monitoring wells associated with such an increase; and (B) Provide the date when the assessment monitoring program was initiated for the CCR unit. (iv) If it was determined that there was a statistically significant level above the

groundwater protection standard for one or more constituents listed in appendix IV to this part pursuant to § 257.95(g) include all of the following: (A) Identify those constituents listed in appendix IV to this part and the names of the monitoring wells associated with such an increase; (B) Provide the date when the assessment of corrective measures was initiated for the CCR unit; (C) Provide the date when the public meeting was held for the assessment of corrective measures for the CCR unit; and (D) Provide the date when the assessment of corrective measures was completed for the CCR unit. (v) Whether a remedy was selected pursuant to § 257.97 during the current annual reporting period, and if so, the date of remedy selection; and (vi) Whether remedial activities were initiated or are ongoing pursuant to § 257.98 during the current annual reporting period.

Overview of 2022 Groundwater Monitoring and Corrective Action

For the duration of the 2022 reporting period, the CCR units at the Harding Street Generating Station - Ash Pond System were being monitored under the Assessment Monitoring Program defined in § 257.95. Pursuant to 40 CFR 257.94(e)(2), 257.94(e)(3) and 257.95(b), the facility had previously established an Assessment Monitoring Program in accordance with the requirements of § 257.95 on July 16, 2018. Therefore, evaluation of statistically significant increase over background for one or more constituents listed in Appendix III to this part pursuant to § 257.94(e) was not performed in 2022.

At the end of the 2022 reporting period, it was determined that the following Appendix IV constituents were at statistically significant levels (SSLs) above the associated groundwater protection standards (GWPS) pursuant to § 257.95(g)[1]. The SSLs are as follows:

Antimony

Shallow: MW-3S, MW-9S

Arsenic

Shallow: MW-1S, MW-2S, MW-6S, MW-7S, MW-10S, MW-12S, MW-13S
Deep: MW-7D, MW-10D, MW-11D, MW-12D, MW-13D, MW-14D

Lithium

Shallow: MW-5S, MW-6S, MW-7S, MW-8S, MW-9S, MW-10S, MW-12S, MW-13S
Deep: MW-2D, MW-7D, MW-10D, MW-11D, MW-12D, MW-13D, MW-14D

Molybdenum

Shallow: MW-5S, MW-6S, MW-7S, MW-8S, MW-12S, MW-13S
Deep: MW-7D, MW-9I, MW-12D, MW-13D, MW-14D

[1] SSLs provided are based on the May 2022 monitoring event as November 2022 sampling data was not finalized in 2022. SSLs listed for MW-9S and MW-12S (dry in November 2021 and May 2022) are based on SSLs identified during the previous event the wells generated sufficient water for sampling (November 2020).

The above listed SSLs are not new constituent SSLs and were previously identified. Therefore, no new SSL notification was required pursuant to § 257.94(e).

The assessment of corrective measures was initiated for the Harding Street Generating Station CCR regulated units on April 15, 2019 in response to SSLs of Appendix IV constituents exceeding GWPS. Pursuant to 40 CFR §257.96(a), a demonstration of need for a 60-day extension for the assessment of corrective measures was completed on July 12, 2019. The Corrective Measures Assessment (CMA) Report was completed and placed in the facility operating record on September 13, 2019 and subsequently amended on October 11, 2019. Groundwater nature and extent work is ongoing at the facility in support of characterizing the extent of the CCR impacted groundwater and further support of the CMA. Once the nature and extent (N&E) is sufficiently completed, a public meeting will be held, a remedy will be selected pursuant to § 257.97, and implementation of the selected remedy will be initiated thereafter in accordance with § 257.98.

Federal CCR Rule § 257.90(e) specifies the following:

> *For existing CCR landfills and existing CCR surface impoundments, no later than January 31, 2019, and annually thereafter, the owner or operator must prepare an annual groundwater monitoring and corrective action report. For new CCR landfills, new CCR surface impoundments, and all lateral expansions of CCR units, the owner or operator must prepare the initial annual groundwater monitoring and corrective action report no later than January 31 of the year following the calendar year a groundwater monitoring system has been established for such CCR unit as required by this subpart, and annually thereafter. For the preceding calendar year, the annual report must document the status of the groundwater monitoring and corrective action program for the CCR unit, summarize key actions completed, describe any problems encountered, discuss actions to resolve the problems, and project key activities for the upcoming year. For purposes of this section, the owner or operator has prepared the annual report when the report is placed in the facility's operating record as required by § 257.105(h)(1).*

The following key actions have been completed in 2022 to comply with 40 CFR 257.90-98:

- November 2021 laboratory analytical reports were finalized and placed in the facility operating record pursuant to 40 CFR 257.95(d)(1).

- Efforts to determine the N&E of the Appendix IV SSLs continued pursuant to § 257.95(g) including but not limited to the enhancement of the existing CCR monitoring well network[2] and continued off-site installation of additional monitoring equipment[3] and associated gauging and

[2] On-site monitoring Wells MW-2D1, MW-4SR, MW-4I, MW-4D, MW-5D, MW-6I, MW-6D, MW-7D1, MW-8D, MW-9SR, MW-12D1, MW-14I, MW-14IL, MW-14D1, MW-16D, MW-16S, MW-17D, MW-17IL, MW-17I, and MW-17S were installed between November and December 2022. Well locations are depicted on Figure 2.
[3] Off-site monitoring Wells MW-109S, MW-109I, MW-109D, MW-110S, MW-110I, and MW-110D were installed in November 2022. Well locations are depicted on Figure 2.

sampling at the Hanson Aggregates facility, review of groundwater analytical results/data to improve the groundwater site conceptual model, and modeling to support the CMA.

- Supplemental soil samples were collected from the screen intervals of the new enhancement monitoring wells, installed in 2022. These samples were analyzed for select Appendix IV constituents and geochemical indicator constituents to evaluate potential contributions from naturally occurring sources and to evaluate the geochemical conditions that can impact the attenuation, or mobility, of Appendix IV constituents in groundwater.

- Semi-annual assessment monitoring sampling events were conducted in 2022 as required by § 257.95(b) and § 257.95(d)(1). Pursuant to 40 CFR 257.95(b), all Appendix IV constituents were sampled in 2022. Pursuant to 40 CFR 257.95(d)(1), semi-annual sampling of all Appendix III parameters and Appendix IV constituents detected in response to 40 CFR 257.95(b) was conducted in 2022. All sampling events were performed consistent with 40 CFR 257.93(e). Subsequent SSLs evaluation of the November 2021 and May 2022 data were performed within 90 days of completing the sampling and analysis pursuant to § 257.93(h)(2)[4].

- Semi-Annual Remedy Selection Progress Reports pursuant to § 257.97(a) for the period of September 14, 2021 through March 10, 2022, and for the period of March 11, 2022 through September 12, 2022 were completed and placed in the facility's operating record and posted to AESI's CCR Website.

To report on the activities conducted during the prior calendar year and document compliance with the CCR Rule, the specific requirements listed in § 257.90(e)(1) through § 257.90(e)(5) are provided below in bold/italic type followed by a short narrative addressing how that specific requirement has been met.

At a minimum, the annual groundwater monitoring and corrective action report must contain the following information, to the extent available:

§ 257.90(e)(1) A map, aerial image, or diagram showing the CCR unit and all background (or upgradient) and downgradient monitoring wells, to include the well identification numbers, that are part of the groundwater monitoring program for the CCR unit;

AESI operates the Harding Street Station located in Indianapolis, Indiana. It is located at 3700 South Harding Street. A Site Location Map is provided as Figure 1. A map showing the location of each CCR management unit, associated upgradient and downgradient CCR monitoring wells, and N&E monitoring equipment installed between 2019 and 2022 is provided as Figure 2.

§ 257.90(e)(2) Identification of any monitoring wells that were installed or decommissioned during the preceding year, along with a narrative description of why those actions were taken;

[4] Sampling results for the November 2021 and May 2022 semi-annual assessment monitoring events are summarized in Table 3 and Table 4, respectively. Please refer to Section § 257.90(e)(4) on Page 10 of this report regarding SSL evaluation results.

The CCR ash pond groundwater monitoring system at the Harding Street Station consists of twenty-seven (27) monitoring wells: MW-1S, MW-1D, MW-2S, MW-2D, MW-3S, MW-3D, MW-4S, MW-5S, MW-6S, MW-7S, MW-7D, MW-8S, MW-9S, MW-9I, MW-9D, MW-10S, MW-10D, MW-11S, MW-11D, MW-12S, MW-12D, MW-13S, MW-13D, MW-14D, MW-15S, MW-15I, and MW-15D. Monitoring wells MW-15S, MW-15I, and MW-15D represent upgradient/background wells, while the remaining locations represent downgradient wells. The wells were installed in accordance with the requirements of Federal CCR Rule § 257.91 between September 25, 2015 and August 17, 2018.

The groundwater monitoring system was re-certified in 2019 in accordance with the requirements of Federal CCR Rule § 257.91 to account for the utilization of MW-15S, MW-15I, and MW-15D as the upgradient/background monitoring wells for the CCR well network.

Pre-existing piezometer M-4, located south of Former Pond 2 adjacent to the property boundary, was converted to a N&E monitoring well in September 2019 to serve as a facility boundary well pursuant to § 257.95(g)(1)(iii).

AESI initiated N&E investigative work at the Hanson site in late 2019 to determine the extent of the plume and to support the selection of remedy. Four N&E monitoring wells (PZ-100S, PZ-100D, PZ-101S, and PZ-101D) were installed in October 2019 and sampled in December 2019. Based on the identification of groundwater concentrations above applicable GWPSs at the PZ-100 and PZ-101 well nests, seven N&E monitoring wells (MW-102S, MW-102D, MW-103S, MW-103I, MW-103D, MW-104S, and MW-104D) were installed in April 2020 in order to further evaluate the lateral extent of the off-site plume.

Eleven monitoring wells (MW-105S, MW-105I, MW-105D, MW-106S, MW-106I, MW-106D, MW-107S, MW-107I, MW-107D, MW-108S, and MW-108D) were installed at Hanson between June and July 2021 in order to refine the lateral and vertical extent of the off-site plume.

Six monitoring wells (MW-109S, MW-109I, MW-109D, MW-110S, MW-110I, and MW-110D, were installed at Hanson in November 2022 to define the southern extent of the off-site plume.

Eighteen (18) new monitoring wells (MW-2D1, MW-4I, MW-4D, MW-5D, MW-6I, MW-6D, MW-7D1, MW-8D, MW-12D1, MW-14I, MW-14IL, MW-14D1, MW-16D, MW-16S, MW-17D, MW-17IL, MW-17I, and MW-17S) and one test boring (EB-10) were installed at the facility between November and December 2022 in order to enhance the existing CCR network. Planned well MW-2IL, along with a planned nest at the proposed MW-18 location had not been installed by the end of 2022.

Two monitoring wells (MW-4SR and MW-9SR) were installed in November 2022 as replacements for shallow wells (MW-4S and MW-9S) that had typically been dry during recent sampling events.

No monitoring equipment was abandoned during 2022. Monitoring wells MW-4S and MW-9S will remain in place until a decision is made to permanently abandon them.

The location of the CCR groundwater monitoring well network, N&E wells, and N&E piezometers are depicted on Figure 2.

§ 257.90(e)(3) In addition to all the monitoring data obtained under § 257.90 through § 257.98, a summary including the number of groundwater samples that were collected for analysis for each background and downgradient well, the dates the samples were collected, and whether the sample was required by the detection monitoring or assessment monitoring programs;

Table 1 provides a summary of the number of groundwater samples collected at each CCR monitoring well and N&E monitoring equipment, sampling dates, and designation of whether samples were required by the detection or assessment monitoring program.

Groundwater elevation data is provided in Table 2.

Assessment monitoring groundwater analytical results for the November 2021 combined semi-annual assessment monitoring event, including on site N&E well M-4, and off-site N&E wells PZ-100S, PZ-100D, PZ-101S, PZ-101D, MW-102D, MW-103S, MW-103I, MW-103D, MW-104D, MW-105S, MW-105I, MW-105D, MW-106S, MW-106I, MW-106D, MW-107S, MW-107I, MW-107D, MW-108S, MW-108D are summarized in Table 3.

Groundwater analytical results for the May 2022 combined semi-annual assessment monitoring sampling event, including on-site N&E well M-4 and off-site N&E wells PZ-100S, PZ-100D, PZ-101S, PZ-101D, MW-102S, MW-102D, MW-103S, MW-103I, MW-103D, MW-104S, MW-104D, MW-105S, MW-105I, MW-105D, MW-106S, MW-106I, MW-106D, MW-107S, MW-107I, MW-107D, MW-108S, MW-108D are summarized in Table 4.

Groundwater results for the November 2022 combined semi-annual assessment monitoring sampling event and on-site and off-site N&E event, and for the December 2022 sampling event for the new MW-4 nest wells were not finalized in 2022 and therefore are not included with this submittal.

Supplemental soil sample analytical results from screened intervals of enhancement and N&E wells are summarized on Table 5.

Potentiometric surface maps for the November 2021 sampling event are provided as Figure 3 and Figure 4. Potentiometric surface maps for the May 2022 sampling event are provided as Figure 5 and Figure 6. Flow rate vectors are depicted on the maps. Gauging summary tables and flow velocity calculations for each event are provided as supporting documentation in Attachment A. Laboratory certificates of analysis are provided in Attachment B.

Statistical Evaluation Procedures

The statistical evaluation procedures created for the Harding Street Generating Station define the statistical tests to be used for this site's CCR groundwater detection monitoring system. The aforementioned evaluation methods specify statistical tests for the detection monitoring program (Appendix III parameters) and assessment monitoring program (Appendix IV parameters) described in 40 CFR 257. These evaluation methods were created to comply with the requirements of § 257.93(f).

This plan is based on the use of the commercial software DUMPStat[5] (Version 3.0). The DUMPStat program uses statistical tests, procedures, and testing sequences described in Statistical Methods for Groundwater Monitoring[6] (Gibbons et. al., 2009). The statistical methods for the HSGS CCR monitoring system are designed to be consistent with ASTM International Standard Guide for Developing Appropriate Statistical Approaches for Groundwater Detection Monitoring Programs *at Waste Disposal Facilities* (D6312-17) along with federal and state guidance, and are also consistent with Indiana's regulations addressing statistical evaluation of groundwater at solid waste landfills.

The CCR ash pond groundwater monitoring system at the HSGS consists of twenty-seven (27) monitoring wells: MW-1S, MW-1D, MW-2S, MW-2D, MW-3S, MW-3D, MW-4S, MW-5S, MW-6S, MW-7S, MW-7D, MW-8S, MW-9S, MW-9I, MW-9D, MW-10S, MW-10D, MW-11S, MW-11D, MW-12S, MW-12D, MW-13S, MW-13D, MW-14D, MW-15S, MW-15I, and MW-15D. Monitoring wells MW-15S, MW-15I, and MW-15D represent upgradient/background wells, while the remaining wells represent waste boundary (downgradient) wells. The wells were installed in accordance with the requirements of Federal CCR Rule § 257.91 between September 25, 2015 and August 17, 2018.

The original upgradient well set consisted of monitoring wells MW-1S, MW-1D, MW-2S, MW-2D, MW-3S, MW-3D, MW-4S, and MW-8S. The groundwater monitoring system was re-certified in 2019 in accordance with the requirements of Federal CCR Rule § 257.91 to account for the utilization of MW-15S, MW-15I, and MW-15D as the new upgradient/background monitoring wells for the CCR well network, replacing the original upgradient/background wells. For evaluation purposes, the unconsolidated aquifer materials are split into a shallow zone and a deep zone. Currently, data from MW-15I is used to provide background for the shallow aquifer zone, while data from MW-15D is used to provide background data for the deeper aquifer zone. Data from MW-15S, while collected, is currently not incorporated into the background database for statistical purposes. MW-15S has been interpreted as monitoring a shallower, hydraulically separated and/or perched zone relative to the aquifer zone where the downgradient shallow compliance wells are typically screened, while MW-15I is interpreted to be screened at a more representative position with respect to the shallow compliance wells. As the site conceptual model become more refined, a decision may be made to incorporate the MW-15S data into the shallow zone statistical background database, as appropriate.

Statistical levels defined in this evaluation plan depend, in part, on the values defined for certain settings in DUMPStat. The Plan is based on making interwell comparisons for all wells and all parameters. The background database contains results from September 2018 through the respective November 2021 and May 2022 semi-annual events for the upgradient monitoring wells, and from April 2016 through the respective November 2021 and May 2022 semi-annual events for the downgradient wells. The minimum background sample size was set to eight (8). Under this plan, if a detection monitoring result in a compliance well exceeds a statistical limit, a statistically significant increase, or SSI, will be declared.

Semi-annual assessment monitoring sampling events were conducted in 2022 as required by § 257.95(b) and § 257.95(d)(1). Pursuant to 40 CFR 257.95(b), all Appendix IV constituents were sampled in 2022. Pursuant to 40 CFR 257.95(d)(1), semi-annual sampling of all Appendix III

5 DUMPStat Version 3.0 was written by Robert D. Gibbons and is distributed and supported by Discerning Systems Inc.
6 Gibbons, R.D., Bhaumik D. K., Aryal S., 2009, Statistical Methods for Groundwater Monitoring, Second Edition, John Wiley & Sons, Inc. New York, 374 pages.

parameters and Appendix IV constituents detected in response to 40 CFR 257.95(b) was conducted in 2022. All sampling events were performed consistent with 40 CFR 257.93(e). Subsequent Statistically Significant Level (SSL) evaluation of the November 2021 and May 2022 data were performed within 90 days of completing the sampling and analysis pursuant to § 257.93(h)(2).

Background Data

Pursuant to 257.94(b), the monitoring well network has been sampled to establish a minimum eight background data sets prior to completion of initial statistical analyses. Groundwater samples were analysed for the Appendix III parameters: boron (total), calcium (total), chloride, fluoride, pH, sulfate, and total dissolved solids (TDS); and for the Appendix IV parameters: antimony (total), arsenic (total), barium (total), beryllium (total), cadmium (total), chromium (total), cobalt (total), fluoride, lead (total), lithium (total), mercury (total), molybdenum (total), selenium (total), thallium (total), and total radium.

Available historical data were used to calculate the background database for the system.

Included in this attachment are summaries of the historical data for the statistically evaluated parameters for the HSGS. Historical data from groundwater sampling events were imported into the DUMPStat database. Table C-1 in Attachment C contains groundwater quality data collected from the background monitoring wells MW-15I and MW-15D. Prediction limits based on groundwater quality reported from the background monitoring wells were calculated for each parameter and are presented in Table C-5 of Attachment C.

Defined Statistical Tests - Interwell Statistical Comparisons

Appendix IV assessment monitoring parameters are statistically evaluated using the appropriate upgradient versus downgradient statistical test also known as an interwell statistical comparison. To assign the appropriate upgradient versus downgradient statistical test, DUMPStat first checks the parameter concentration to determine the detection frequencies (Attachment C, Table C-3). It then applies the Shapiro-Wilk Test of Normality for Multiple Groups to determine if the data for each parameter are normally or lognormally distributed, or if a nonparametric prediction limit must be used (Attachment C, Table C-4). The statistics are then calculated and the prediction limits established (Attachment C, Table C-5). DUMPStat screens the background data using Dixon's test to remove the outliers. The results of the Dixon's test are listed in Attachment C, Table C-6. The parameters that exceed statistical limits in the downgradient monitoring wells, along with the associated historical data for those parameters, are listed in Attachment C Table C-7. A statistical power curve is also included.

Among the background measurements, if the constituent fits normal/lognormal distribution, the parametric prediction limit is calculated; if the constituent does not fit normal/lognormal distribution, the non-parametric prediction limit is calculated.

False Positive Rates and Statistical Power

Included in this attachment is the power curve calculated by DUMPStat for both the shallow and deep monitoring zones at the site for this interwell monitoring plan. As indicated in the US EPA Unified

Guidance[7] document, as a general guide, when background is approximately normal in distribution, a statistical test should be able to detect a 3-standard deviation increase at least 55-60% of the time, and a 4-standard deviation increase with at least 80-85% probability. The calculated statistical power curve indicates general compliance with this guidance; the facility's statistical program has the annual power to detect 3- and 4-standard deviation increases above the true background mean. It is expected that the power curves will also improve as additional background data are added over time.

Interwell Statistics Comparisons

Future groundwater quality results at monitoring wells MW-1S, MW-1D, MW-2S, MW-2D, MW-3S, MW-3D, MW-4S, MW-5S, MW-6S, MW-7S, MW-7D, MW-8S, MW-9S, MW-9I, MW-9D, MW-10S, MW-10D, MW-11S, MW-11D, MW-12S, MW-12D, MW-13S, MW-13D, MW-14D will be statistically compared to results from Monitoring Wells MW-15I and MW-15D.

Background Sample Size

The number of background samples for Appendix IV parameters is listed in the "N" column of Attachment C Table C-5. The minimum background sample size is eight.

Appendix IV Assessment Monitoring – Statistical Procedures to Determine GWPS Exceedances

In accordance with 257.95(a), as SSIs have previously been identified for one or more Appendix III constituents at one or more downgradient wells, an Appendix IV assessment monitoring program has been established. Prediction limits are calculated for each Appendix IV parameter. A groundwater protection standard (GWPS) for each Appendix IV parameter will also be established. The GWPS will be the larger of the background prediction limit, the regulatory standard (maximum contaminant level, MCL), or the USEPA Screening Level[8] for those Appendix IV constituents (cobalt, lithium, molybdenum) that do not have a defined MCL.

Appendix IV parameters are evaluated by calculating the lower confidence limit (LCL) on the mean of the last four reported concentrations for each Appendix IV parameter in each downgradient (compliance) well to the GWPS. This approach is discussed in technical literature (Gibbons and Coleman, 2001, Equation 19.5, p. 231)[9] and the US EPA Unified Guidance (2009). The 95% LCL of the mean of the last four measurements for each Appendix IV constituent will be calculated as follows:

$$LCL = \bar{x} - ts/\sqrt{m}$$

LCL = lower confidence limit for mean;

t = one-tailed 100(1-α) percentage point of Students *t*-distribution on m-1 degrees of freedom;

7 Statistical Analysis of Groundwater Monitoring Data at RCRA Facilities Unified Guidance, March 2009, EPA 530-R-09-007.

8 USEPA Amendments to the National Minimum Criteria (Phase One, Part One), Disposal of Coal Combustion Residuals from Electric Utilities; effective August 29, 2018 (page 36444).

9 Gibbons, R.D., and Coleman, D.E., 2001. Statistical Methods for Detection and Quantification of Environmental Contamination, John Wiley & Sons, 384 pp.

m = number of sample measurements;

$s/\sqrt{m}$ = standard error of the mean; and

$\bar{x}$ = sample mean of m measurements.

At each downgradient well, the lower confidence limit will be calculated to the 95% confidence level for each Appendix IV parameter. The 95% LCL will be compared to the associated GWPS (the greater of the background prediction limit, MCL, or USEPA Screening Level as described above). A GWPS exceedance will be identified if the 95% LCL exceeds the GWPS; this corresponds to identification of an SSL. The 95% LCL will be re-calculated following each sampling event using a rolling average of the four most recent sample results.

Appendix III detection monitoring will continue during the completion of the Appendix IV assessment monitoring program.

§ 257.90(e)(4) A narrative discussion of any transition between monitoring programs (e.g., the date and circumstances for transitioning from detection monitoring to assessment monitoring in addition to identifying the constituent(s) detected at a statistically significant increase over background levels);

AESI Harding Street operated under the assessment monitoring program in accordance with § 257.95 during 2022. No transition between monitoring programs was conducted in 2022.

During 2022, statistical evaluations of the November 2021 and May 2022 analytical data were performed in order to determine whether there was a SSL of a new Appendix IV constituent detected above the relevant GWPS in accordance with § 257.95(g) and 257.93(h). The evaluations were completed in May 2022 and October 2022, respectively. Based on the evaluations, it was determined that the Appendix IV constituents that exceeded the GWPS include antimony, arsenic, lithium, and molybdenum; however, these are the same constituent SSLs previously identified. SSLs and associated wells are summarized on Page 2.

Since there were no new Appendix IV constituent SSLs identified, an additional notification was not triggered pursuant to 40 CFR 257.95(g).

§ 257.90(e)(5) Other information required to be included in the annual report as specified in § 257.90 through § 257.98.

Table 6 summarizes the groundwater protection standards established in accordance with § 257.95(d)(2) and § 257.95(h) associated with both the November 2021 and May 2022 semi-annual assessment monitoring events.

Projected key activities for the upcoming year include the following:

- Assessment monitoring sampling events in accordance with § 257.95 and consistent with § 257.90(e).

- Finalize November 2022 analytical data and complete statistical evaluation of November 2022 analytical data to determine whether there is a SSL above GWPS for Appendix IV constituents in accordance with § 257.95(g) and 257.93(h). Perform SSL evaluations of final May 2023 assessment monitoring analytical data.

- Finalize December 2022 analytical data collected from replacement/enhancement monitoring wells MW-4SR, MW-4I, and MW-4D.

- Complete on-site monitoring well enhancement installation activities at MW-2IL and MW-18. Collect groundwater samples from new on-site enhancement wells and off-site N&E monitoring wells.

- Continue N&E work pursuant to § 257.95(g) including but not limited to review of off-site N&E data.

- After delineation of groundwater impacts is determined to be complete, begin preparing estimates quantity of Appendix IV material released.

- Potentially conduct public meeting to discuss the results of the corrective measures assessment at least 30 days prior to the selection of remedy pursuant to § 257.96(e).

- Prepare semi-annual report(s) describing progress in selecting and designing the remedy pursuant to § 257.97(a).

We appreciate the opportunity to assist with AESI's CCR Rule groundwater monitoring program at Harding Street Station's Ash Pond System. Please contact either of the undersigned at 317.849.4990 if you have any questions regarding this report.

Sincerely,
ATC Group Services LLC

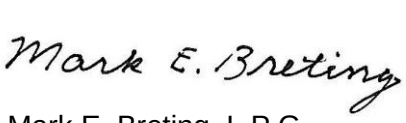

Mark E. Breting, L.P.G.
Senior Project Geologist



Robert T. Duncan, L.P.G.
Principal Geologist

Copies: Ms. Pilar Cuadra
Mr. Thom O'Leary

FIGURES

Figure 1: Site Location Map
Figure 2: Groundwater Monitoring System – CCR Network Wells and N&E Wells/Piezometers
Figure 3: Potentiometric Surface Map – Shallow Zone – October 29, 2021
Figure 4: Potentiometric Surface Map – Deep Zone – October 29, 2021
Figure 5: Potentiometric Surface Map – Deep Zone - May 2, 2022
Figure 6: Potentiometric Surface Map – Shallow Zone - May 2, 2022

LEGEND:

- APPROXIMATE BOUNDARY OF ASH POND SYSTEM
- APPROXIMATE LIMITS OF REGULATED CCR SURFACE IMPOUNDMENT
- APPROXIMATE LIMITS OF NON-REGULATED CCR SURFACE IMPOUNDMENT

NOTE:
ASH POND BOUNDARY OBTAINED FROM EXHIBIT 3 IN THE HARDING STREET GENERATING STATION ASH POND SYSTEM CLOSURE AND POST-CLOSURE PLAN, REV.A. JULY 28, 2016.

664
675
Substation
HARDING STREET GENERATING STATION
WHITE RIVER
POND 1
POND 3
Well
Well
POND 2A
POND 2B
FORMER POND 2
FORMER POND 4A
FORMER POND 4B
FORMER POND 4
670
DITCH

N

400 0 100 200 300 400

SCALE: 1" = 400'

NOTE:
ORIGINAL MAP SCALE = 1" TO 2,000'

Drn. By:	Ckd. By:	App'd By:	Ckd. Date:
BH	MB		

Project Number: 170LF01115

Drawing File: SEE LOWER LEFT

ATC

SITE LOCATION MAP

AES INDIANA HARDING STREET STATION
3700 SOUTH HARDING STREET
INDIANAPOLIS, INDIANA

Date: 12/21

Scale: AS SHOWN

Figure: 1

H:\2021\PL\HARDING STREET\170LF01115\170LF01115-VIC.DWG, HARDING

WHITE RIVER

HARDING STREET GENERATING STATION

MW-15S
MW-15I
MW-15D

MW-16S
MW-16D

MW-1S
MW-1D

MW-2S
MW-2D
MW-2IL
MW-2D1

POND 1

P1 PZ-1S
P1 PZ-1D

P2 PZ-1S
P2 PZ-1D

P3 PZ-1S
P3 PZ-1D

POND 3

MW-17S
MW-17IL
MW-17D

MW-8S
MW-8D

FORMER POND 2

P2A/B PZ-2S
P2A/B PZ-2D

P2A/B PZ-1S
P2A/B PZ-1D

P2 PZ-2S
P2 PZ-2D

P2 PZ-3D
P2 PZ-3S

MW-3S
MW-3D

FORMER POND 4B

MW-18

MW-11S
MW-11D

MW-13S
MW-13D

MW-10S
MW-10D

FORMER POND 4A

MW-14I
MW-14IL
MW-14D
MW-14D1

M-4

MW-7S
MW-7D
MW-7DI

MW-6S
MW-6I
MW-6D

MW-5S
MW-5D

FORMER POND 4

MW-106S
MW-106I
MW-106D

MW-102S
MW-102D

MW-103S
MW-103I
MW-103D

MW-105S
MW-105I
MW-105D

PZ-100S
PZ-100D

MW-107S
MW-107I
MW-107D

MW-12S
MW-12D
MW-12D1

MW-4S
MW-4I
MW-4D
MW-4SR

MW-108S
MW-108D

MW-9S
MW-9I
MW-9D
MW-9SR

PZ-101S
PZ-101D

MW-104S
MW-104D

MW-109

MW-110

N

600 0 200 400 600

SCALE: 1" = 600'

LEGEND:

- MW-1S — CCR MONITORING WELL, Well Identification
- M-4 — EXISTING NATURE AND EXTENT MONITORING WELL, Well Identification
- P2 PZ-1D — 2019 ASH POND PIEZOMETERS, Piezometer Identification
- MW-109 — 2022 NATURE AND EXTENT MONITORING WELL, Well Identification
- APPROXIMATE BOUNDARY OF ASH POND SYSTEM
- ℄ — PROPERTY BOUNDARY

NOTE:
-MW-1 THROUGH MW-14 MONITORING WELL LOCATIONS ARE BASED ON COORDINATES PROVIDED IN TABLE 1 OF THE JULY 28, 2016 SAMPLING AND ANALYSIS PLAN.
MW-15 NEST LOCATIONS BASED ON OCTOBER 5, 2018 SURVEY DATA.
-ASH POND BOUNDARY OBTAINED FROM EXHIBIT 3 IN THE HARDING STREET GENERATING STATION ASH POND SYSTEM CLOSURE AND POST-CLOSURE PLAN, REV.A. JULY 28, 2016.
-PZ-100 AND PZ-101 NEST LOCATIONS BASED ON NOVEMBER, 2019 SURVEY.
-MW-102, MW-103, AND MW-104 NEST LOCATIONS BASED ON MAY 11, 2020 SURVEY.
-IMAGERY PROVIDED BY MAP DATA © 2018 GOOGLE, INEGI
-MW-105, MW-106, MW-107, AND MW-108 NEST LOCATIONS BASED ON AUGUST 6, 2021 SURVEY.
-AS-BUILT SURVEY DATA PENDING FOR LATE 2022 WELL INSTALLATIONS.

H:\2023\AES\HARDING STREET\170LF01277\170LF01277-WELL MAP.DWG, LOCATIONS

Drn. By: BH | Ckd. By: MB | App'd By: | Ckd. Date:

Project Number: 170LF01277

Drawing File: SEE LOWER LEFT

ATC

GROUNDWATER MONITORING SYSTEM
CCR NETWORK AND NATURE AND EXTENT WELLS/PIEZOMETERS
AES INDIANA HARDING STREET STATION
3700 SOUTH HARDING STREET
INDIANAPOLIS, INDIANA

Date: 1/23

Scale: AS SHOWN

Figure: 2

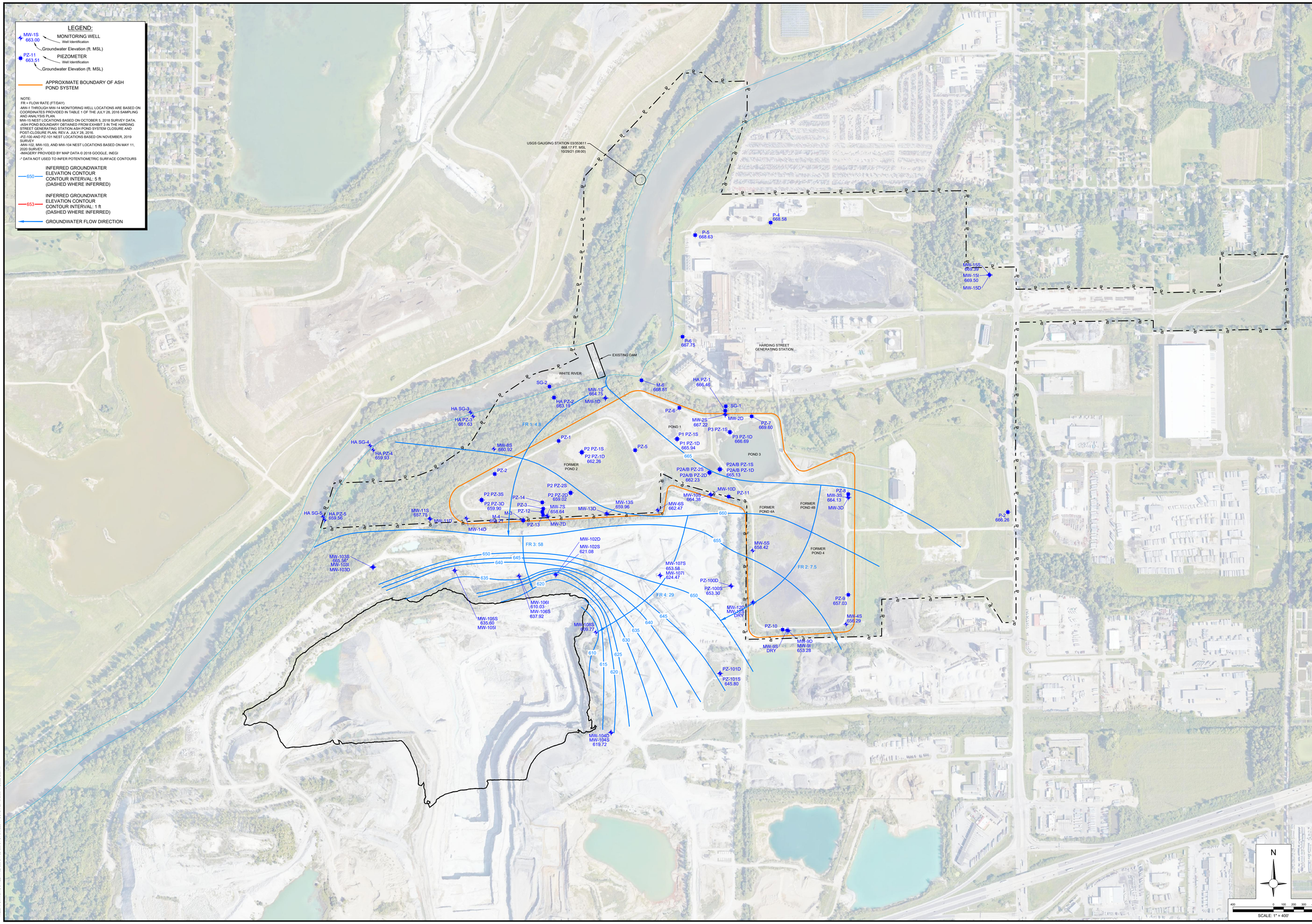

Revision:

Project Number: 170LF00975

Drawing File: SEE LOWER LEFT

Date: 01/12/2023

Scale: AS SHOWN

App'd By:	Ckd. By:	Drn. By:
	MB	BH

Company Name:

IPL HARDING STREET STATION
3700 SOUTH HARDING STREET
INDIANAPOLIS, INDIANA

ATC GROUP SERVICES LLC
7988 CENTERPOINT DR.
SUITE 100
INDIANAPOLIS, IN 46256
PHONE +1 317 849 4990
FAX +1 317 849 4278
WWW.ATCGROUPSERVICES.COM

Drawing Title:

SHALLOW POTENTIOMETRIC SURFACE MAP
OCTOBER 29, 2021
AES INDIANA HARDING STREET STATION
3700 SOUTH HARDING STREET INDIANAPOLIS, INDIANA

Sheet:

3

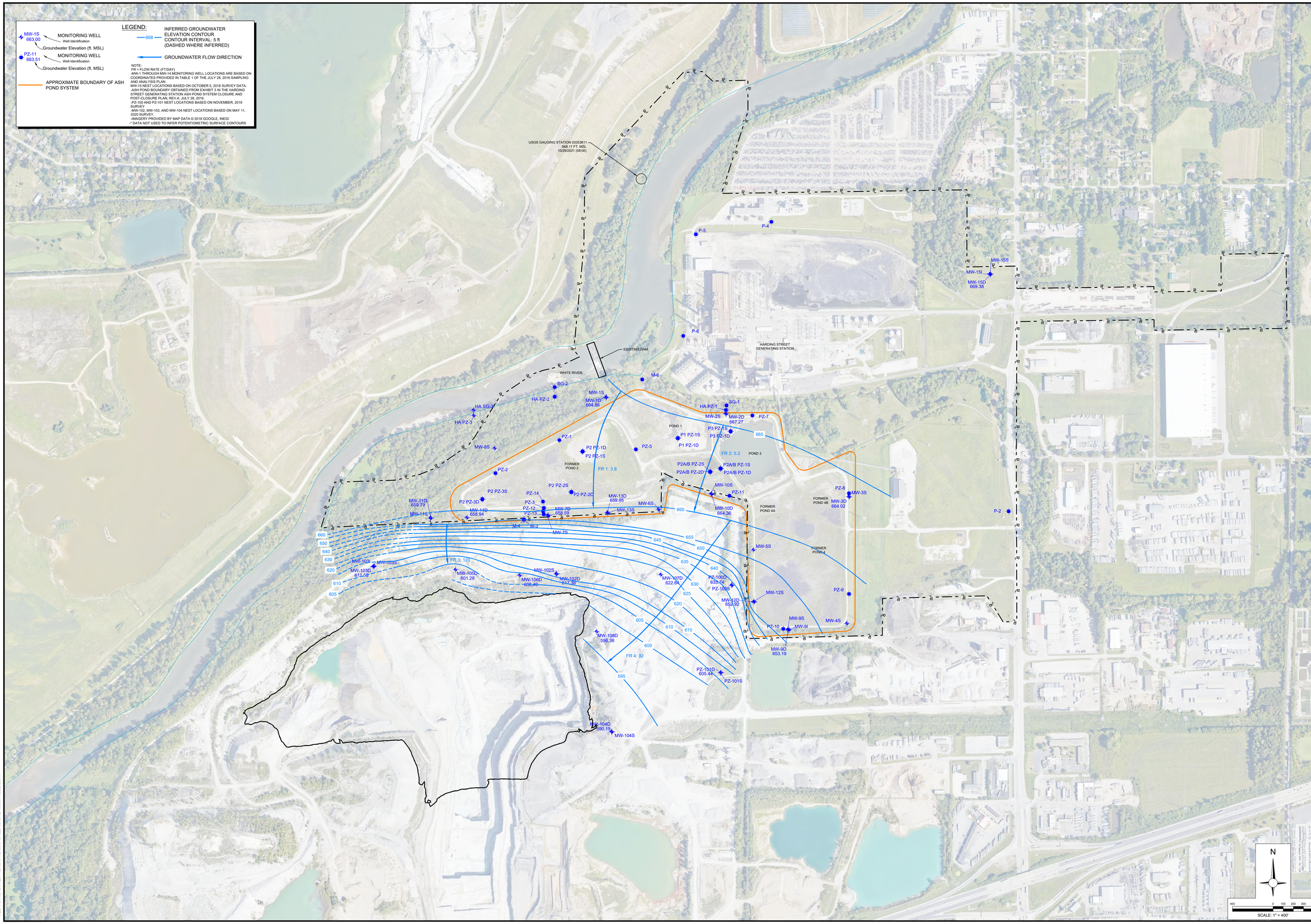

Revision:

Project Number: 170LF00975
Drawing File: SEE LOWER LEFT
Date: 01/12/2023
Scale: AS SHOWN

App'd By:	Chd. By:	Drn. By:
	MB	BH

Company Name:
IPL HARDING STREET STATION
3700 SOUTH HARDING STREET
INDIANAPOLIS, INDIANA

ATC GROUP SERVICES LLC
7988 CENTERPOINT DR.
SUITE 100
INDIANAPOLIS, IN 46256
PHONE +1 317 849 4990
FAX +1 317 849 4278
WWW.ATCGROUPSERVICES.COM

Drawing Title:
DEEP POTENTIOMETRIC SURFACE MAP
OCTOBER 29, 2021
AES INDIANA HARDING STREET STATION
3700 SOUTH HARDING STREET INDIANAPOLIS, INDIANA

Sheet:
4

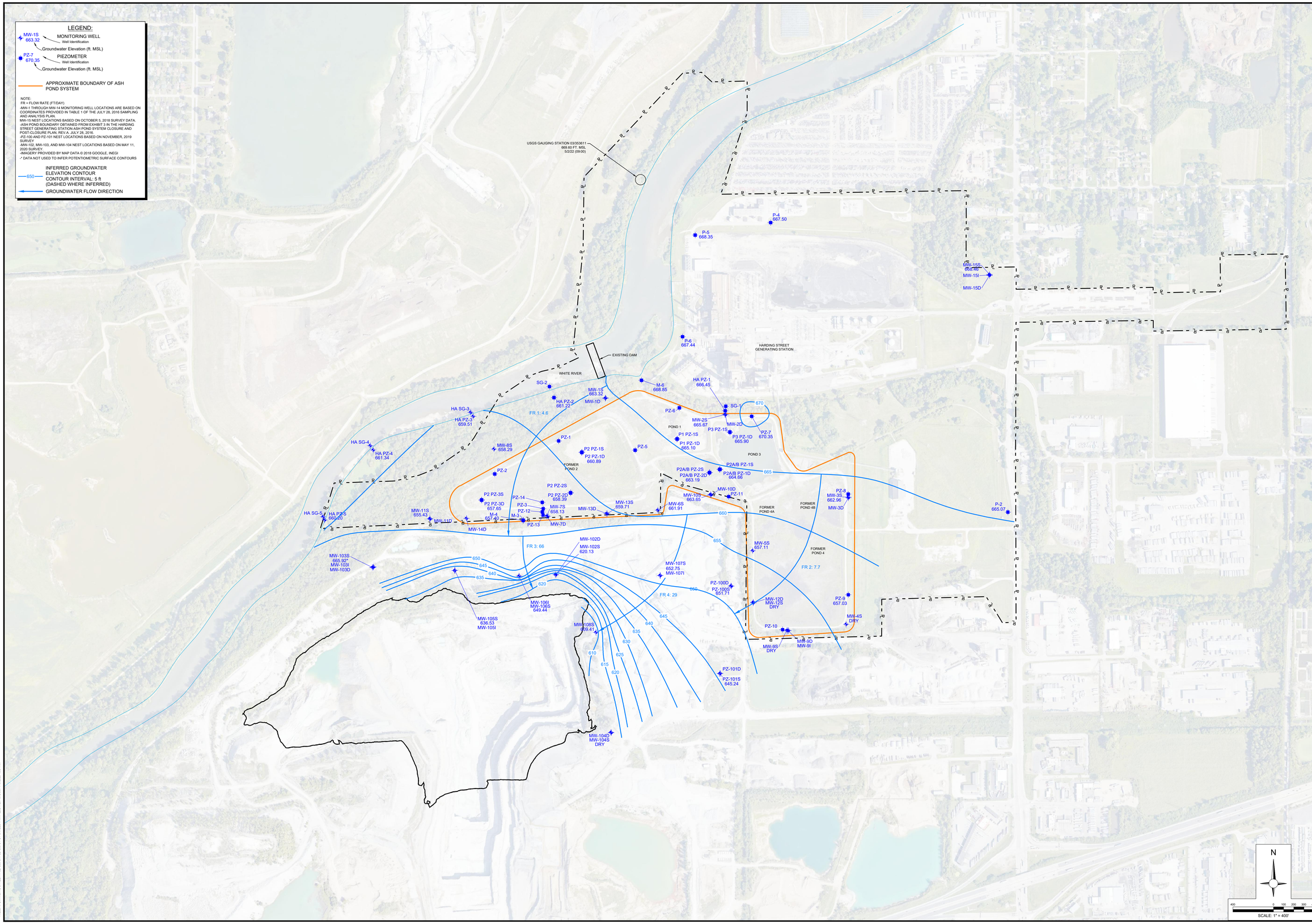

Revision:

Project Number: 170LF00975
Drawing File: SEE LOWER LEFT
Date: 01/19/2023
Scale: AS SHOWN

App'd By:	Chd. By:	Dm. By:
	MB	BM

Company Name:
IPL HARDING STREET STATION
3700 SOUTH HARDING STREET
INDIANAPOLIS, INDIANA

ATC GROUP SERVICES LLC
7988 CENTERPOINT DR.
SUITE 100
INDIANAPOLIS, IN 46256
PHONE +1 317 849 4990
FAX +1 317 849 4278
WWW.ATCGROUPSERVICES.COM

ATC

Drawing Title:
SHALLOW POTENTIOMETRIC SURFACE MAP
MAY 2, 2022
AES INDIANA HARDING STREET STATION
3700 SOUTH HARDING STREET INDIANAPOLIS, INDIANA

Sheet:
5

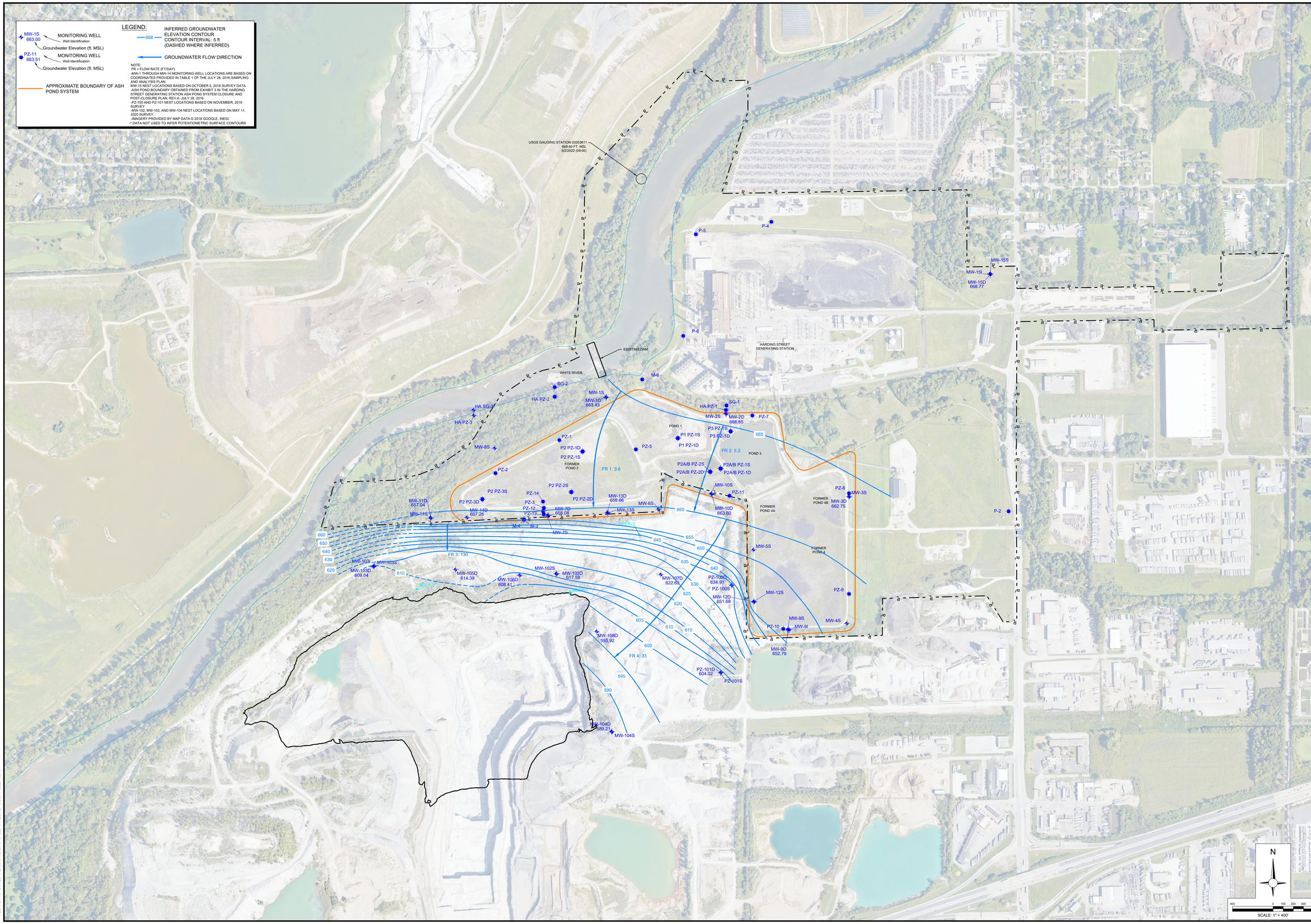

Revision:

Project Number: 170LF00975

Drawing File: SEE LOWER LEFT

Date: 01/19/2023

Scale: AS SHOWN

App'd By:	Ckd. By:	Drn. By:
	MB	BH

Company Name:

IPL HARDING STREET STATION
3700 SOUTH HARDING STREET
INDIANAPOLIS, INDIANA

ATC GROUP SERVICES LLC
7988 CENTERPOINT DR.
SUITE 100
INDIANAPOLIS, IN 46256
PHONE +1 317 849 4990
FAX +1 317 849 4278
WWW.ATCGROUPSERVICES.COM

Drawing Title:

DEEP POTENTIOMETRIC SURFACE MAP
MAY 2, 2022
AES INDIANA HARDING STREET STATION
3700 SOUTH HARDING STREET INDIANAPOLIS, INDIANA

Sheet:

6

TABLES

Table 1: Well Sampling Summary
Table 2: Groundwater Elevation Data
Table 3: Summary of Monitoring Results – November 2021
Table 4: Summary of Monitoring Results – May 2022
Table 5: Summary of Soil Results – 2022 Monitoring Well Locations
Table 6: Groundwater Protection Standards Summary – November 2021 and May 2022

Table 1
Well Sampling Summary
Multiunit Ash Pond System
AES Indiana
Harding Street Generating Station
Indianapolis, Indiana
ATC Project No. 170LF01277

Identification	Date Installed	Upgradient/Background, Downgradient, or Nature & Extent	Number of Samples	Sample Date	Detection or Assessment Monitoring Program
MW-1S	9/25/2015	Downgradient	2	5/9/2022 11/9/2022	Assessment
MW-1D	9/25/2015	Downgradient	2	5/9/2022 11/9/2022	Assessment
MW-2S	9/29/2015	Downgradient	2	5/4/2022 11/8/2022	Assessment
MW-2D	2/9/2016	Downgradient	2	5/4/2022 11/8/2022	Assessment
MW-3S	9/28/2015	Downgradient	1	5/2/2022	Assessment
MW-3D	2/10/2016	Downgradient	2	5/2/2022 11/8/2022	Assessment
MW-4S	9/28/2015	Downgradient	1	5/4/2022	Assessment
MW-4SR	11/29/2022	Downgradient	1	12/8/2022	Assessment
MW-4I	11/4/2022	Downgradient	1	12/8/2022	Assessment
MW-4D	11/3/2022	Downgradient	1	12/8/2022	Assessment
MW-5S	10/1/2015	Downgradient	2	5/4/2022 11/11/2022	Assessment
MW-6S	9/28/2015	Downgradient	2	5/4/2022 11/2/2022	Assessment
MW-7S	9/30/2015	Downgradient	2	5/4/2022 11/2/2022	Assessment
MW-7D	2/17/2016	Downgradient	2	5/4/2022 11/2/2022	Assessment
MW-8S	10/1/2015	Downgradient	2	5/13/2022 11/8/2022	Assessment
MW-9S	2/11/2016	Downgradient	0	NS	Assessment
MW-9I	2/24/2016	Downgradient	2	5/6/2022 11/2/2022	Assessment
MW-9D	2/11/2016	Downgradient	2	5/6/2022 11/2/2022	Assessment
MW-10S	2/16/2016	Downgradient	2	5/2/2022 11/3/2022	Assessment
MW-10D	2/16/2016	Downgradient	2	5/2/2022 11/3/2022	Assessment
MW-11S	2/17/2016	Downgradient	2	5/11/2022 11/8/2022	Assessment
MW-11D	2/18/2016	Downgradient	2	5/10/2022 11/7/2022	Assessment

Table 1
Well Sampling Summary
Multiunit Ash Pond System
AES Indiana
Harding Street Generating Station
Indianapolis, Indiana
ATC Project No. 170LF01277

Identification	Date Installed	Upgradient/Background, Downgradient, or Nature & Extent	Number of Samples	Sample Date	Detection or Assessment Monitoring Program
MW-12S	2/19/2016	Downgradient	1	5/6/2022	Assessment
MW-12D	2/18/2016	Downgradient	2	5/6/2022 11/2/2022	Assessment
MW-13S	2/15/2016	Downgradient	2	5/4/2022 11/1/2022	Assessment
MW-13D	2/12/2016	Downgradient	2	5/4/2022 11/1/2022	Assessment
MW-14D	2/23/2016	Downgradient	2	5/11/2022 11/7/2022	Assessment
MW-15S	8/17/2018	Upgradient/Background	2	5/5/2022 11/11/2022	Assessment
MW-15I	8/17/2018	Upgradient/Background	2	5/5/2022 11/4/2022	Assessment
MW-15D	8/17/2018	Upgradient/Background	2	5/11/2022 11/4/2022	Assessment
M-4	12/18/1986	Nature & Extent	2	5/12/2022 11/3/2022	Assessment
MW-102S	4/15/2020	Nature & Extent	1	5/13/2022	Assessment
MW-102D	4/15/2020	Nature & Extent	2	5/13/2022 11/14/2022	Assessment
MW-103S	4/8/2020	Nature & Extent	2	5/4/2022 11/1/2022	Assessment
MW-103I	4/8/2020	Nature & Extent	2	5/4/2022 11/1/2022	Assessment
MW-103D	4/8/2020	Nature & Extent	2	5/4/2022 11/1/2022	Assessment
MW-104S	4/17/2020	Nature & Extent	1	5/13/2022	Assessment
MW-104D	4/16/2020	Nature & Extent	2	5/13/2022 11/3/2022	Assessment
MW-105S	7/12/2021	Nature & Extent	2	5/11/2022 11/7/2022	Assessment
MW-105I	7/9/2021	Nature & Extent	2	5/11/2022 11/7/2022	Assessment

Table 1
Well Sampling Summary
Multiunit Ash Pond System
AES Indiana
Harding Street Generating Station
Indianapolis, Indiana
ATC Project No. 170LF01277

Identification	Date Installed	Upgradient/Background, Downgradient, or Nature & Extent	Number of Samples	Sample Date	Detection or Assessment Monitoring Program
MW-105D	7/8/2021	Nature & Extent	2	5/11/2022 11/7/2022	Assessment
MW-106S	7/7/2021	Nature & Extent	2	5/5/2022 11/14/2022	Assessment
MW-106I	7/2/2021	Nature & Extent	1	5/12/2022	Assessment
MW-106D	7/1/2021	Nature & Extent	2	5/5/2022 11/14/2022	Assessment
MW-107S	6/29/2021	Nature & Extent	2	5/5/2022 11/2/2022	Assessment
MW-107I	6/24/2021	Nature & Extent	2	5/5/2022 11/2/2022	Assessment
MW-107D	6/25/2021	Nature & Extent	2	5/5/2022 11/2/2022	Assessment
MW-108S	7/15/2021	Nature & Extent	2	5/10/2022 11/8/2022	Assessment
MW-108D	7/14/2021	Nature & Extent	2	5/10/2022 11/8/2022	Assessment
PZ-100S	10/24/2019	Nature & Extent	2	5/13/2022 11/3/2022	Assessment
PZ-100D	10/23/2019	Nature & Extent	2	5/13/2022 11/3/2022	Assessment
PZ-101S	10/29/2019	Nature & Extent	2	5/4/2022 11/3/2022	Assessment
PZ-101D	10/25/2019	Nature & Extent	2	5/4/2022 11/2/2022	Assessment

Notes

NS = Not sampled during year.

MW-9S was dry in May 2022 and was not sampled.

MW-3S, MW-4S, MW-9S, MW-12S, MW-102S, MW-104S and MW-106I were dry in November 2022 and were not sampled.

Table 2
Groundwater Elevation Data
Multiunit Ash Pond System
AES Indiana
Harding Street Generating Station, Indianapolis, Indiana
ATC Project No. 170LF01277

Monitoring Well/Piezometer Location	Gauging Date	TOC Elevation (ft-MSL)	Depth to Water (ft)	Water Elevation (ft-MSL)
MW-1S	5/2/2022	675.33	12.01	663.32
	10/31/2022		14.72	660.61
MW-1D	5/2/2022	675.17	11.74	663.43
	10/31/2022		14.44	660.73
MW-2S	5/2/2022	684.99	19.32	665.67
	10/31/2022		22.12	662.87
MW-2D	5/2/2022	685.20	18.55	666.65
	10/31/2022		22.32	662.88
MW-3S	5/2/2022	688.98	26.02	662.96
	10/31/2022		29.59	659.39
MW-3D	5/2/2022	688.82	26.07	662.75
	10/31/2022		29.63	659.19
MW-4S	5/2/2022	689.29	Dry to top of pump (33.5 ft)	<655.79
	10/31/2022		27.37	661.92
MW-4SR	12/8/2022	Not Surveyed	36.38	Not Surveyed
MW-4I	12/8/2022	Not Surveyed	39.13	Not Surveyed
MW-4D	12/8/2022	Not Surveyed	39.08	Not Surveyed
MW-5S	5/2/2022	689.43	32.32	657.11
	10/31/2022		35.33	654.10
MW-6S	5/2/2022	695.67	33.76	661.91
	10/31/2022		36.27	659.40
MW-7S	5/2/2022	696.76	38.63	658.13
	10/31/2022		41.06	655.70
MW-7D	5/2/2022	696.29	38.21	658.08
	10/31/2022		41.75	654.54
MW-8S	5/2/2022	672.78	14.49	658.29
	10/31/2022		17.57	655.21
MW-9S	5/6/2022	689.02	37.4	651.62
	10/31/2022		36.4	652.62

Table 2
Groundwater Elevation Data
Multiunit Ash Pond System
AES Indiana
Harding Street Generating Station, Indianapolis, Indiana
ATC Project No. 170LF01277

Monitoring Well/Piezometer Location	Gauging Date	TOC Elevation (ft-MSL)	Depth to Water (ft)	Water Elevation (ft-MSL)
MW-9I	5/2/2022	689.11	36.25	652.86
	10/31/2022		39.65	649.46
MW-9D	5/2/2022	689.27	36.48	652.79
	10/31/2022		39.84	649.43
MW-10S	5/2/2022	691.10	27.45	663.65
	10/31/2022		30.54	660.56
MW-10D	5/2/2022	691.28	27.68	663.60
	10/31/2022		30.75	660.53
MW-11S	5/2/2022	686.17	30.74	655.43
	10/31/2022		35.00	651.17
MW-11D	5/2/2022	686.17	29.13	657.04
	10/31/2022		31.87	654.30
MW-12S	5/2/2022	688.82	Dry to top of pump (36.9 ft)	<651.92
	10/31/2022		39.81	649.01
MW-12D	5/2/2022	688.73	37.05	651.68
	10/31/2022		39.77	648.96
MW-13S	5/2/2022	696.08	36.37	659.71
	10/31/2022		38.64	657.44
MW-13D	5/2/2022	696.78	37.12	659.66
	10/31/2022		39.37	657.41
MW-14D	5/2/2022	697.88	40.62	657.26
	10/31/2022		43.09	654.79
MW-15S	5/2/2022	685.46	17.00	668.46
	10/31/2022		Dry to top of pump (20.8 ft)	<664.66
MW-15I	5/2/2022	685.59	16.40	669.19
	10/31/2022		20.90	664.69
MW-15D	5/2/2022	685.20	16.43	668.77
	10/31/2022		20.62	664.58

Table 2
Groundwater Elevation Data
Multiunit Ash Pond System
AES Indiana
Harding Street Generating Station, Indianapolis, Indiana
ATC Project No. 170LF01277

Monitoring Well/Piezometer Location	Gauging Date	TOC Elevation (ft-MSL)	Depth to Water (ft)	Water Elevation (ft-MSL)
M-4	5/2/2022	693.25	35.85	657.40
	10/31/2022		38.29	654.96
PZ-100S	5/2/2022	681.79	30.08	651.71
	10/31/2022		32.52	649.27
PZ-100D	5/2/2022	681.84	46.93	634.91
	10/31/2022		48.86	632.98
PZ-101S	5/2/2022	689.36	44.12	645.24
	10/31/2022		47.03	642.33
PZ-101D	5/2/2022	689.40	85.38	604.02
	10/31/2022		85.55	603.85
MW-102S	5/2/2022	677.10	56.97	620.13
	10/31/2022		58.52	618.58
MW-102D	5/2/2022	677.48	59.90	617.58
	10/31/2022		60.43	617.05
MW-103S	5/2/2022	701.27	35.35	665.92
	10/31/2022		35.63	665.64
MW-103I	5/2/2022	701.26	89.93	611.33
	10/31/2022		90.00	611.26
MW-103D	5/2/2022	701.54	91.90	609.64
	10/31/2022		93.00	608.54
MW-104S	5/2/2022	676.60	Dry to top of pump (54.8 ft)	<621.80
	10/31/2022		Dry to top of pump (54.8 ft)	<621.80
MW-104D	5/2/2022	677.01	87.80	589.21
	10/31/2022		87.94	589.07
MW-105S	5/2/2022	661.47	24.94	636.53
	10/31/2022		27.15	634.32
MW-105I	5/2/2022	661.37	53.28	608.09
	10/31/2022		54.15	607.22

Table 2
Groundwater Elevation Data
Multiunit Ash Pond System
AES Indiana
Harding Street Generating Station, Indianapolis, Indiana
ATC Project No. 170LF01277

Monitoring Well/Piezometer Location	Gauging Date	TOC Elevation (ft-MSL)	Depth to Water (ft)	Water Elevation (ft-MSL)
MW-105D	5/2/2022	661.04	46.65	614.39
	10/31/2022		60.22	600.82
MW-106S	5/2/2022	671.05	21.61	649.44
	10/31/2022		33.98	637.07
MW-106I	5/2/2022	671.05	60.95	610.10
	10/31/2022		61.83	609.22
MW-106D	5/2/2022	671.00	62.59	608.41
	10/31/2022		62.98	608.02
MW-107S	5/2/2022	658.23	5.48	652.75
	10/31/2022		36.99	621.24
MW-107I	5/2/2022	658.47	34.66	623.81
	10/31/2022		35.44	623.03
MW-107D	5/2/2022	658.55	35.92	622.63
	10/31/2022		36.39	622.16
MW-108S	5/2/2022	642.22	32.81	609.41
	10/31/2022		32.85	609.37
MW-108D	5/2/2022	642.03	46.11	595.92
	10/31/2022		46.24	595.79

Notes:

Monitoring wells MW-4SR, MW-4I, and MW-4D (installed in November 2022) had not yet been surveyed at the end of 2022.

TOC = Top of Casing

ft-MSL = feet above Mean Sea Level

ft-bgs = feet below ground surface

Table 3
Summary of Monitoring Results - November 2021
Multiunit Ash Pond System
AES Indiana
Harding Street Generating Station
Indianapolis, Indiana
ATC Project No. 170LF01277

Well ID		MW-1D	MW-1S	MW-2D	MW-2S	MW-3D
Sample Date		11/3/2021	11/3/2021	11/1/2021	11/1/2021	11/1/2021
Pace Lab ID		50302027002	50302027001	50301756002	50301756001	50301756004
Static Water Elevation	ft MSL	664.86	664.75	667.27	667.22	664.02
Field Parameters	**Units**					
Temperature	°C	13.17	12.75	18.95	19.77	14.71
Dissolved Oxygen, Field	mg/L	0.23	0.06	7.70	0.12	0.36
Conductivity, Field	uS/cm	900	1110	1940	1370	1040
ORP, Field	mV	4.8	21.5	-7.1	-58.9	-31.1
pH, Field	Std. Units	7.25	7.28	7.06	7.30	7.19
Analytical Data						
Alkalinity, Total as CaCO3	mg/L	259	260	309	200	216
Alkalinity,Bicarbonate (CaCO3)	mg/L	259	260	309	200	216
Alkalinity,Carbonate (CaCO3)	mg/L	<2	<2	<2	<2	<2
Aluminum, Total	ug/L	<200	<200	<200	<200	<200
Antimony, Total	ug/L	<1	<1	<1	<1	<1
Arsenic, Total	ug/L	3.4	7.4	3.8	28.9	3.4
Barium, Total	ug/L	72	64.8	57.4	103	66.9
Boron, Total	ug/L	231	558	2020	413	393
Cadmium, Total	ug/L	<2	<2	<2	<2	<2
Calcium, Total	ug/L	95000	101000	223000	83100	107000
Chloride	mg/L	126	179	291	206	178
Chromium, Total	ug/L	<10	<10	<10	<10	<10
Cobalt, Total	ug/L	<1	<1	<1	<1	<1
Dissolved Organic Carbon	mg/L	2.4	2.6	2.6	2.7	1.2
Fluoride	mg/L	0.31	0.31	0.86	0.5	0.15
Iron, Total	ug/L	2280	1840	2300	3800	1650
Lead, Total	ug/L	<10.0	<10.0	<10.0	<10.0	<10.0
Lithium, Total	ug/L	23.4	<20.0	56.1	<20.0	<20.0
Magnesium, Total	ug/L	21800	27100	54300	21000	26100
Manganese, Total	ug/L	227	304	494	373	241
Manganese, Dissolved	ug/L	229	293	517	356	233
Molybdenum, Total	ug/L	33.6	28.1	56.4	38.4	<10.0
Molybdenum, Dissolved	ug/L	33.7	25	56.8	38.7	<10.0
Nitrogen, Nitrate	mg/L	<0.10	<0.10	<0.10	<0.10	<0.10
Nitrogen, Nitrite	mg/L	<0.10	<0.10	<0.10	<0.10	<0.10
Phosphate as P04	mg/L	0.28	1.2	<0.15	0.93	<0.15
Potassium, Total	ug/L	5690	5250	14700	7140	3850
Radium-226	pCi/L	<0.264	<0.0676	<0.189	1.11	0.342
Radium-228	pCi/L	0.769	1.04	1.39	1.12	1.14
Selenium, Total	ug/L	<1.0	<1.0	<1.0	<1.0	<1.0
Silica, Total	ug/L	13300	10700	16100	11400	10200
Silicon	ug/L	NS	NS	NS	NS	NS
Sodium, Total	ug/L	93600	132000	190000	186000	77600
Sulfate	mg/L	87.8	135	453	167	76.4
Sulfide	mg/L	<0.10	<0.10	<0.10	<0.10	<0.10
Total Dissolved Solids	mg/L	616	738	1470	870	615
Total Organic Carbon	mg/L	2.3	2.6	2.2	2.8	1.1
Total Radium	pCi/L	1.03	1.11	1.58	2.23	1.48
pH at 25 Degrees C	Std. Units	7.5	7.6	7.1	7.4	7.3

Notes:
ft MSL: Elevation, feet mean sea level
°C: Degrees celcius
uS/cm: microsiemen per centimeter
umhos/cm: micromhos per centimeter
NA: Not analyzed
NS: Not Sampled
mV: millivolt
Std. Units: standard units
mg/L: milligram per liter
ug/L: microgram per liter
pCi/L: picoCurie per liter
Static water elevation listed for a well may have been collected on a date different than date of well sampling.

Table 3
Summary of Monitoring Results - November 2021
Multiunit Ash Pond System
AES Indiana
Harding Street Generating Station
Indianapolis, Indiana
ATC Project No. 170LF01277

Well ID		MW-3S	MW-4S	MW-5S	MW-6S	MW-7D
Sample Date		11/1/2021	11/1/2021	11/1/2021	11/1/2021	11/2/2021
Pace Lab ID		50301756003	50301756007	50301756008	50301756009	50301927002
Static Water Elevation	ft MSL	664.13	656.29	658.42	662.47	658.59
Field Parameters	**Units**					
Temperature	°C	15.28	13.74	15.11	15.66	14.65
Dissolved Oxygen, Field	mg/L	0.19	3.66	0.42	0.41	0.40
Conductivity, Field	uS/cm	900	261.04	1749.2	1930	1640
ORP, Field	mV	20.2	74.3	62.1	24.3	-48.0
pH, Field	Std. Units	7.07	6.70	6.96	6.99	7.58
Analytical Data						
Alkalinity, Total as CaCO3	mg/L	279	406	291	426	221
Alkalinity,Bicarbonate (CaCO3)	mg/L	279	406	291	426	221
Alkalinity,Carbonate (CaCO3)	mg/L	<2	<2	<2	<2	<2
Aluminum, Total	ug/L	<200	<200	<200	<200	3380
Antimony, Total	ug/L	7.3	<1	<1	<1	<1
Arsenic, Total	ug/L	1.6	<1	<1	11.8	457
Barium, Total	ug/L	55.4	80.8	24.3	117	53.9
Boron, Total	ug/L	194	3160	2370	6210	13900
Cadmium, Total	ug/L	<2	<2	<2	<2	<2
Calcium, Total	ug/L	99000	155000	145000	233000	190000
Chloride	mg/L	122	27.6	205	202	187
Chromium, Total	ug/L	<10	<10	<10	<10	<10
Cobalt, Total	ug/L	<1	<1	<1	1.6	1.8
Dissolved Organic Carbon	mg/L	<1	1.9	1.7	1.8	2.2
Fluoride	mg/L	0.14	0.1	1.9	1.2	0.38
Iron, Total	ug/L	<100	<100	<100	5810	7440
Lead, Total	ug/L	<10.0	<10.0	<10.0	<10.0	<10.0
Lithium, Total	ug/L	<20.0	23.4	46.2	73	103
Magnesium, Total	ug/L	20800	31500	41200	62900	41200
Manganese, Total	ug/L	1110	<10.0	744	1690	486
Manganese, Dissolved	ug/L	<10.0	<10.0	727	1460	393
Molybdenum, Total	ug/L	46.7	<10.0	152	186	688
Molybdenum, Dissolved	ug/L	34.5	<10.0	147	150	684
Nitrogen, Nitrate	mg/L	2.8	3.4	<0.10	0.77	<0.10
Nitrogen, Nitrite	mg/L	<0.10	<0.10	<0.10	<0.10	<0.10
Phosphate as P04	mg/L	<0.15	<0.15	<0.15	0.62	1
Potassium, Total	ug/L	2200	2100	7620	11500	16000
Radium-226	pCi/L	<-0.325	<0.12	<0.0401	<-0.234	0.417
Radium-228	pCi/L	0.591	<-0.064	0.979	<0.392	0.675
Selenium, Total	ug/L	3.6	20.3	<1.0	6	<1.0
Silica, Total	ug/L	9140	11800	13900	13100	24300
Silicon	ug/L	NS	NS	NS	NS	NS
Sodium, Total	ug/L	76200	22100	174000	171000	171000
Sulfate	mg/L	98.5	98.7	301	485	528
Sulfide	mg/L	<0.10	<0.10	<0.10	<0.10	<0.10
Total Dissolved Solids	mg/L	548	616	1140	1440	1300
Total Organic Carbon	mg/L	<1.0	<1.0	1.8	1.8	1.9
Total Radium	pCi/L	<0.591	<0.12	1.02	<0.392	1.09
pH at 25 Degrees C	Std. Units	7.2	7	7.2	7	7.3

Notes:
ft MSL: Elevation, feet mean sea level
°C: Degrees celcius
uS/cm: microsiemen per centimeter
umhos/cm: micromhos per centimeter
NA: Not analyzed
NS: Not Sampled
mV: millivolt
Std. Units: standard units
mg/L: milligram per liter
ug/L: microgram per liter
pCi/L: picoCurie per liter
Static water elevation listed for a well may have been collected on a date different than date of well sampling.

Table 3
Summary of Monitoring Results - November 2021
Multiunit Ash Pond System
AES Indiana
Harding Street Generating Station
Indianapolis, Indiana
ATC Project No. 170LF01277

Well ID		MW-7S	MW-8S	MW-9D	MW-9I	MW-10D
Sample Date		11/2/2021	11/4/2021	11/4/2021	11/4/2021	11/2/2021
Pace Lab ID		50301927001	50302158001	50302158003	50302158002	50301927004
Static Water Elevation	ft MSL	658.64	660.92	653.19	653.28	664.36
Field Parameters	**Units**					
Temperature	°C	14.14	15.60	13.00	13.27	14.65
Dissolved Oxygen, Field	mg/L	0.14	0.16	0.24	0.14	0.12
Conductivity, Field	uS/cm	1710	1550	960	890	2140
ORP, Field	mV	-23.9	24.0	-37.1	-26.2	-48.5
pH, Field	Std. Units	7.41	7.07	7.11	7.14	7.46
Analytical Data						
Alkalinity, Total as CaCO3	mg/L	234	345	269	269	267
Alkalinity,Bicarbonate (CaCO3)	mg/L	234	345	269	269	267
Alkalinity,Carbonate (CaCO3)	mg/L	<2	<2	<2	<2	<2
Aluminum, Total	ug/L	209	<200	<200	<200	<200
Antimony, Total	ug/L	<1	<1	<1	<1	<1
Arsenic, Total	ug/L	376	<1	9	5.2	173
Barium, Total	ug/L	41.8	32.2	46.3	73.4	33.3
Boron, Total	ug/L	12200	10500	1080	972	3670
Cadmium, Total	ug/L	<2	<2	<2	<2	<2
Calcium, Total	ug/L	195000	226000	110000	103000	205000
Chloride	mg/L	220	138	86.1	94	413
Chromium, Total	ug/L	<10	<10	<10	<10	<10
Cobalt, Total	ug/L	<1	<1	<1	<1	<1
Dissolved Organic Carbon	mg/L	2.3	2.7	1.1	<1	2.2
Fluoride	mg/L	0.5	0.12	0.36	0.98	2
Iron, Total	ug/L	3640	<100	1880	1010	1840
Lead, Total	ug/L	<10.0	<10.0	<10.0	<10.0	<10.0
Lithium, Total	ug/L	85.8	137	23	28.5	67.4
Magnesium, Total	ug/L	45800	84400	31200	24600	73400
Manganese, Total	ug/L	426	107	238	241	184
Manganese, Dissolved	ug/L	393	98.3	229	228	178
Molybdenum, Total	ug/L	625	270	41.3	123	84.1
Molybdenum, Dissolved	ug/L	623	274	42.2	122	83.2
Nitrogen, Nitrate	mg/L	<0.10	0.51	<0.10	0.2	<0.10
Nitrogen, Nitrite	mg/L	<0.10	<0.10	<0.10	<0.10	<0.10
Phosphate as P04	mg/L	0.82	<0.15	<0.15	<0.15	0.29
Potassium, Total	ug/L	15100	21600	5820	5280	12900
Radium-226	pCi/L	<0.209	<0.00	0.65	1.16	0.524
Radium-228	pCi/L	<0.467	<0.336	0.772	0.637	0.673
Selenium, Total	ug/L	<1.0	1.3	<1.0	<1.0	<1.0
Silica, Total	ug/L	14000	13800	11600	11500	14200
Silicon	ug/L	NS	NS	NS	NS	NS
Sodium, Total	ug/L	178000	140000	73300	77900	244000
Sulfate	mg/L	500	610	129	79.7	546
Sulfide	mg/L	<0.10	<0.10	<0.10	<0.10	<0.10
Total Dissolved Solids	mg/L	1360	1520	629	562	1700
Total Organic Carbon	mg/L	2.2	1.7	1.1	<1.0	2.2
Total Radium	pCi/L	<0.676	<0.336	1.42	1.8	1.2
pH at 25 Degrees C	Std. Units	7.2	7.2	7.6	7.5	7.4

Notes:
ft MSL: Elevation, feet mean sea level
°C: Degrees celcius
uS/cm: microsiemen per centimeter
umhos/cm: micromhos per centimeter
NA: Not analyzed
NS: Not Sampled
mV: millivolt
Std. Units: standard units
mg/L: milligram per liter
ug/L: microgram per liter
pCi/L: picoCurie per liter
Static water elevation listed for a well may have been collected on a date different than date of well sampling.

Table 3
Summary of Monitoring Results - November 2021
Multiunit Ash Pond System
AES Indiana
Harding Street Generating Station
Indianapolis, Indiana
ATC Project No. 170LF01277

Well ID		MW-10S	MW-11D	MW-11S	MW-12D	MW-12S
Sample Date		11/2/2021	11/1/2021	11/1/2021	11/1/2021	11/1/2021
Pace Lab ID		50301927003	50301756010	50301756012	50301756013	50301756011
Static Water Elevation	ft MSL	664.38	659.79	657.75	652.92	DRY
Field Parameters	**Units**					
Temperature	°C	13.91	12.20	12.64	16.32	15.97
Dissolved Oxygen, Field	mg/L	0.15	0.39	1.93	0.09	1.08
Conductivity, Field	uS/cm	2030	1420	590	2019.4	1687.8
ORP, Field	mV	-32.8	21.3	35.8	10.4	48.4
pH, Field	Std. Units	7.59	6.90	7.63	7.12	6.95
Analytical Data						
Alkalinity, Total as CaCO3	mg/L	264	249	195	254	315
Alkalinity,Bicarbonate (CaCO3)	mg/L	264	249	195	254	315
Alkalinity,Carbonate (CaCO3)	mg/L	<2	<2	<2	<2	<2
Aluminum, Total	ug/L	<200	<200	<200	<200	<200
Antimony, Total	ug/L	<1	<1	<1	<1	2.8
Arsenic, Total	ug/L	429	14.8	2.2	428	43.4
Barium, Total	ug/L	73.3	23.6	74.3	26.8	31.6
Boron, Total	ug/L	1540	10900	617	7730	5870
Cadmium, Total	ug/L	<2	<2	<2	<2	<2
Calcium, Total	ug/L	201000	213000	50300	218000	198000
Chloride	mg/L	348	67.3	25.1	168	177
Chromium, Total	ug/L	<10	<10	<10	<10	<10
Cobalt, Total	ug/L	<1	<1	<1	<1	<1
Dissolved Organic Carbon	mg/L	2.4	1.3	<1	1.3	2.6
Fluoride	mg/L	2.5	0.36	1.4	1.3	1.8
Iron, Total	ug/L	1190	5300	194	2340	<100
Lead, Total	ug/L	<10.0	<10.0	<10.0	<10.0	<10.0
Lithium, Total	ug/L	53.3	150	<20.0	95.5	73.2
Magnesium, Total	ug/L	44600	49900	29600	51400	57000
Manganese, Total	ug/L	385	39.5	<10	316	393
Manganese, Dissolved	ug/L	359	35.6	<10	343	404
Molybdenum, Total	ug/L	71.2	<10.0	76.1	176	144
Molybdenum, Dissolved	ug/L	69	<10.0	70.8	171	137
Nitrogen, Nitrate	mg/L	<0.10	<0.10	<0.10	<0.10	0.24
Nitrogen, Nitrite	mg/L	<0.10	<0.10	<0.10	<0.10	<0.10
Phosphate as P04	mg/L	1.4	<0.15	<0.15	0.57	<0.15
Potassium, Total	ug/L	9900	3010	2000	13400	9480
Radium-226	pCi/L	<0.179	<0.0864	0.497	<0.205	<0.00
Radium-228	pCi/L	0.985	1	0.571	0.755	0.912
Selenium, Total	ug/L	<1.0	<1.0	<1.0	<1.0	10.7
Silica, Total	ug/L	13200	16500	13600	13700	15600
Silicon	ug/L	NS	NS	NS	NS	NS
Sodium, Total	ug/L	257000	74200	20800	166000	157000
Sulfate	mg/L	483	530	103	614	486
Sulfide	mg/L	<0.10	<0.10	<0.10	<0.10	<0.10
Total Dissolved Solids	mg/L	1580	1160	421	1450	1350
Total Organic Carbon	mg/L	2.3	<1.0	<1.0	1.1	1.3
Total Radium	pCi/L	1.16	1.09	1.07	0.96	0.912
pH at 25 Degrees C	Std. Units	7.6	7.1	7.6	7.5	7.3

Notes:
ft MSL: Elevation, feet mean sea level
°C: Degrees celcius
uS/cm: microsiemen per centimeter
umhos/cm: micromhos per centimeter
NA: Not analyzed
NS: Not Sampled
mV: millivolt
Std. Units: standard units
mg/L: milligram per liter
ug/L: microgram per liter
pCi/L: picoCurie per liter
Static water elevation listed for a well may have been collected on a date different than date of well sampling.

Table 3
Summary of Monitoring Results - November 2021
Multiunit Ash Pond System
AES Indiana
Harding Street Generating Station
Indianapolis, Indiana
ATC Project No. 170LF01277

Well ID		MW-13D	MW-13S	MW-14D	MW-15D	MW-15I
Sample Date		11/1/2021	11/2/2021	11/1/2021	11/3/2021	11/3/2021
Pace Lab ID		50301756014	50301927005	50301756015	50302027005	50302027004
Static Water Elevation	ft MSL	659.95	659.96	658.94	669.38	669.50
Field Parameters	**Units**					
Temperature	°C	16.01	15.61	14.05	13.94	13.89
Dissolved Oxygen, Field	mg/L	0.19	0.04	0.38	0.48	0.09
Conductivity, Field	uS/cm	1900.0	1740.0	3240.0	660.0	670.0
ORP, Field	mV	-74.70	-45.20	-64.20	-2.00	26.10
pH, Field	Std. Units	7.70	7.51	7.89	7.31	7.09
Analytical Data						
Alkalinity, Total as CaCO3	mg/L	182	264	133	325	318
Alkalinity,Bicarbonate (CaCO3)	mg/L	182	264	133	325	318
Alkalinity,Carbonate (CaCO3)	mg/L	<2	<2	<2	<2	<2
Aluminum, Total	ug/L	<200	<200	328	<200	<200
Antimony, Total	ug/L	<1	<1	<1	<1	<1
Arsenic, Total	ug/L	231	368	113	1.2	<1
Barium, Total	ug/L	30.7	44.2	51.5	69.2	67.9
Boron, Total	ug/L	11400	8620	42400	127	101
Cadmium, Total	ug/L	<2	<2	<2	<2	<2
Calcium, Total	ug/L	191000	179000	504000	106000	116000
Chloride	mg/L	299	282	283	27	19.9
Chromium, Total	ug/L	<10	<10	<10	<10	<10
Cobalt, Total	ug/L	<1	<1	<1	<1	<1
Dissolved Organic Carbon	mg/L	2.2	4	2	<1	1.1
Fluoride	mg/L	0.55	0.83	0.2	<0.1	<0.1
Iron, Total	ug/L	1940	1970	2460	1230	<100
Lead, Total	ug/L	<10.0	<10.0	<10.0	<10.0	<10.0
Lithium, Total	ug/L	84.7	73.3	751	<20.0	<20.0
Magnesium, Total	ug/L	53200	51900	123000	30700	29900
Manganese, Total	ug/L	196	434	293	118	16.4
Manganese, Dissolved	ug/L	182	385	288	112	16
Molybdenum, Total	ug/L	599	553	257	<10.0	<10.0
Molybdenum, Dissolved	ug/L	554	562	242	<10.0	<10.0
Nitrogen, Nitrate	mg/L	<0.10	<0.10	<0.10	<0.10	9.2
Nitrogen, Nitrite	mg/L	<0.10	<0.10	<0.10	<0.10	<0.4
Phosphate as P04	mg/L	0.34	0.45	0.52	<0.15	<0.15
Potassium, Total	ug/L	15800	13200	55200	2050	1450
Radium-226	pCi/L	0.37	<0.0749	<0.117	0.373	0.429
Radium-228	pCi/L	1.09	1.93	1.37	0.761	0.747
Selenium, Total	ug/L	<1.0	<1.0	<1.0	<1.0	<1.0
Silica, Total	ug/L	13300	14000	11000	12300	13100
Silicon	ug/L	NS	NS	NS	NS	NS
Sodium, Total	ug/L	180000	185000	290000	19500	13500
Sulfate	mg/L	484	434	1830	61.5	39.3
Sulfide	mg/L	<0.10	<0.10	<0.10	<0.10	<0.10
Total Dissolved Solids	mg/L	1430	1340	3380	451	456
Total Organic Carbon	mg/L	1.8	3.2	1.9	<1.0	<1.0
Total Radium	pCi/L	1.46	2	1.49	1.13	1.18
pH at 25 Degrees C	Std. Units	7.6	7.4	7.5	7.4	7.4

Notes:
ft MSL: Elevation, feet mean sea level
°C: Degrees celcius
uS/cm: microsiemen per centimeter
umhos/cm: micromhos per centimeter
NA: Not analyzed
NS: Not Sampled
mV: millivolt
Std. Units: standard units
mg/L: milligram per liter
ug/L: microgram per liter
pCi/L: picoCurie per liter
Static water elevation listed for a well may have been collected on a date different than date of well sampling.

Table 3
Summary of Monitoring Results - November 2021
Multiunit Ash Pond System
AES Indiana
Harding Street Generating Station
Indianapolis, Indiana
ATC Project No. 170LF01277

Well ID		MW-15S	M-4	MW-102D	MW-103D	MW-103I
Sample Date		11/3/2021	11/4/2021	11/8/2021	11/5/2021	11/3/2021
Pace Lab ID		50302027003	50302158005	50302256001	50302159001	50302028002
Static Water Elevation	ft MSL	669.39	658.21	617.38	611.53	614.34
Field Parameters	**Units**					
Temperature	°C	15.55	14.79	16.49	12.54	11.85
Dissolved Oxygen, Field	mg/L	4.00	0.15	1.43	0.98	1.94
Conductivity, Field	uS/cm	790.0	1440.0	2711.6	950.0	960.0
ORP, Field	mV	45.30	-23.10	-140.80	-63.90	-39.60
pH, Field	Std. Units	7.18	7.45	7.56	7.31	7.38
Analytical Data						
Alkalinity, Total as CaCO3	mg/L	349	392	96.4	248	281
Alkalinity,Bicarbonate (CaCO3)	mg/L	349	392	96.4	248	281
Alkalinity,Carbonate (CaCO3)	mg/L	<2	<2	<2	<2	<2
Aluminum, Total	ug/L	<200	<200	<200	<200	<200
Antimony, Total	ug/L	<1	<1	<1	<1	<1
Arsenic, Total	ug/L	<1	867	50	<1	<1
Barium, Total	ug/L	61.2	151	62.8	321	221
Boron, Total	ug/L	111	19000	21300	357	263
Cadmium, Total	ug/L	<2	<2	<2	<2	<2
Calcium, Total	ug/L	117000	262000	310000	89100	96600
Chloride	mg/L	53	100	164	146	147
Chromium, Total	ug/L	<10	<10	<10	<10	<10
Cobalt, Total	ug/L	<1	<1	<1	<1	<1
Dissolved Organic Carbon	mg/L	<1	5.5	2.1	2.9	3.5
Fluoride	mg/L	<0.1	0.17	0.15	0.13	0.18
Iron, Total	ug/L	<100	4150	5030	2190	1670
Lead, Total	ug/L	<10.0	<10.0	<10.0	<10.0	<10.0
Lithium, Total	ug/L	<20.0	235	66.2	<20.0	<20.0
Magnesium, Total	ug/L	30000	47600	60800	29600	29300
Manganese, Total	ug/L	<10	807	461	132	303
Manganese, Dissolved	ug/L	<10	785	446	131	300
Molybdenum, Total	ug/L	<10.0	266	512	<10.0	<10.0
Molybdenum, Dissolved	ug/L	<10.0	265	505	<10.0	<10.0
Nitrogen, Nitrate	mg/L	2.8	<0.10	<0.10	<0.10	<0.10
Nitrogen, Nitrite	mg/L	<0.10	<0.10	<0.10	<0.10	<0.10
Phosphate as P04	mg/L	0.17	2.8	0.64	<0.15	<0.15
Potassium, Total	ug/L	2130	18600	14900	5500	7590
Radium-226	pCi/L	0.488	1.15	0.439	1.02	1.20
Radium-228	pCi/L	<0.0506	1.31	<0.529	<0.381	0.935
Selenium, Total	ug/L	<1.0	<1.0	<1.0	<1.0	<1.0
Silica, Total	ug/L	12700	13000	12900	12600	10900
Silicon	ug/L	NS	NS	6040	NS	NS
Sodium, Total	ug/L	42800	113000	167000	80600	73700
Sulfate	mg/L	55.7	525	1180	39.2	25
Sulfide	mg/L	<0.10	<0.10	<0.10	<0.10	<0.10
Total Dissolved Solids	mg/L	542	1370	1990	581	597
Total Organic Carbon	mg/L	<1.0	7.8	1.8	2.9	3.5
Total Radium	pCi/L	<0.539	2.46	0.968	1.4	2.14
pH at 25 Degrees C	Std. Units	7.4	7.5	7.5	7.6	7.5

Notes:
ft MSL: Elevation, feet mean sea level
°C: Degrees celcius
uS/cm: microsiemen per centimeter
umhos/cm: micromhos per centimeter
NA: Not analyzed
NS: Not Sampled
mV: millivolt
Std. Units: standard units
mg/L: milligram per liter
ug/L: microgram per liter
pCi/L: picoCurie per liter
Static water elevation listed for a well may have been collected on a date different than date of well sampling.

Table 3
Summary of Monitoring Results - November 2021
Multiunit Ash Pond System
AES Indiana
Harding Street Generating Station
Indianapolis, Indiana
ATC Project No. 170LF01277

Well ID		MW-103S	MW-104D	MW-105D	MW-105I	MW-105S
Sample Date		11/3/2021	11/2/2021	11/5/2021	11/2/2021	11/2/2021
Pace Lab ID		50302028001	50301920005	50302159002	50301920007	50301920006
Static Water Elevation	ft MSL	665.56	590.19	601.29	608.25	635.60
Field Parameters	**Units**					
Temperature	°C	13.11	15.10	13.97	13.50	13.83
Dissolved Oxygen, Field	mg/L	0.24	2.50	0.19	0.40	0.16
Conductivity, Field	uS/cm	1640.0	1382.7	910.0	930.0	2180.0
ORP, Field	mV	-3.20	67.00	-55.90	-49.80	-40.10
pH, Field	Std. Units	6.83	6.73	7.17	7.12	7.06
Analytical Data						
Alkalinity, Total as CaCO3	mg/L	605	348	254	319	267
Alkalinity,Bicarbonate (CaCO3)	mg/L	605	348	254	319	267
Alkalinity,Carbonate (CaCO3)	mg/L	<2	<2	<2	<2	<2
Aluminum, Total	ug/L	<200	<200	<200	1500	<200
Antimony, Total	ug/L	<1	<1	<1	<1	<1
Arsenic, Total	ug/L	14.5	<1	4.6	2.4	5.8
Barium, Total	ug/L	63.7	52.1	326	336	31.6
Boron, Total	ug/L	845	3460	628	587	21000
Cadmium, Total	ug/L	<2	<2	<2	<2	<2
Calcium, Total	ug/L	268000	224000	106000	127000	333000
Chloride	mg/L	65.2	115	113	97.3	113
Chromium, Total	ug/L	<10	<10	<10	<10	<10
Cobalt, Total	ug/L	2.7	<1	<1	1.2	<1
Dissolved Organic Carbon	mg/L	5.6	2	1.9	2.6	2.1
Fluoride	mg/L	0.17	0.12	0.2	0.14	0.3
Iron, Total	ug/L	11800	305	6010	7490	8330
Lead, Total	ug/L	<10.0	<10.0	<10.0	<10.0	<10.0
Lithium, Total	ug/L	<20.0	24.2	<20.0	<20.0	300
Magnesium, Total	ug/L	77200	60000	26000	29900	81300
Manganese, Total	ug/L	334	405	125	190	192
Manganese, Dissolved	ug/L	327	336	120	117	176
Molybdenum, Total	ug/L	17.3	<10.0	12.2	<10.0	64.2
Molybdenum, Dissolved	ug/L	17.3	<10.0	13	<10.0	61.2
Nitrogen, Nitrate	mg/L	<0.10	0.13	<0.10	<0.10	<0.10
Nitrogen, Nitrite	mg/L	<0.10	<0.10	<0.10	<0.10	<0.10
Phosphate as P04	mg/L	<0.15	<0.15	0.39	0.3	<0.15
Potassium, Total	ug/L	2520	7460	5280	6140	17000
Radium-226	pCi/L	<0.0114	<0.213	1.00	1.02	0.648
Radium-228	pCi/L	1.12	<-0.0312	0.85	1.18	1.22
Selenium, Total	ug/L	<1.0	<1.0	<1.0	<1.0	<1.0
Silica, Total	ug/L	24100	9260	12700	17500	16600
Silicon	ug/L	NS	NS	NS	NS	NS
Sodium, Total	ug/L	49600	84200	69300	65200	126000
Sulfate	mg/L	356	455	87.8	74	1020
Sulfide	mg/L	<0.10	<0.10	<0.10	<0.10	<0.10
Total Dissolved Solids	mg/L	1280	1160	590	594	1890
Total Organic Carbon	mg/L	5.3	<1.0	1.8	1.8	1.3
Total Radium	pCi/L	1.13	<0.213	1.85	2.2	1.87
pH at 25 Degrees C	Std. Units	6.8	7.3	7.4	7.5	7.3

Notes:
ft MSL: Elevation, feet mean sea level
°C: Degrees celcius
uS/cm: microsiemen per centimeter
umhos/cm: micromhos per centimeter
NA: Not analyzed
NS: Not Sampled
mV: millivolt
Std. Units: standard units
mg/L: milligram per liter
ug/L: microgram per liter
pCi/L: picoCurie per liter
Static water elevation listed for a well may have been collected on a date different than date of well sampling.

Table 3
Summary of Monitoring Results - November 2021
Multiunit Ash Pond System
AES Indiana
Harding Street Generating Station
Indianapolis, Indiana
ATC Project No. 170LF01277

Well ID		MW-106D	MW-106I	MW-106S	MW-107D	MW-107I
Sample Date		11/3/2021	11/3/2021	11/3/2021	11/5/2021	11/5/2021
Pace Lab ID		50302028007	50302028006	50302028005	50302159004	50302159003
Static Water Elevation	ft MSL	608.40	610.03	637.92	622.64	624.47
Field Parameters	**Units**					
Temperature	°C	14.20	15.61	16.36	13.13	14.18
Dissolved Oxygen, Field	mg/L	0.43	0.18	0.06	2.31	1.35
Conductivity, Field	uS/cm	2363.8	2270.4	1766.8	1490	900
ORP, Field	mV	137.1	69.4	47.6	24.3	-30
pH, Field	Std. Units	7.19	7.13	7.09	7.17	7.35
Analytical Data						
Alkalinity, Total as CaCO3	mg/L	214	236	204	194	307
Alkalinity,Bicarbonate (CaCO3)	mg/L	214	236	204	194	307
Alkalinity,Carbonate (CaCO3)	mg/L	<2	<2	<2	<2	<2
Aluminum, Total	ug/L	<200	291	<200	<200	243
Antimony, Total	ug/L	<1	<1	<1	<1	<1
Arsenic, Total	ug/L	227	92.6	3.2	2.1	3.6
Barium, Total	ug/L	32.5	68.6	25.8	70	222
Boron, Total	ug/L	14700	12900	548	9680	3490
Cadmium, Total	ug/L	<2	<2	<2	<2	<2
Calcium, Total	ug/L	271000	253000	289000	261000	185000
Chloride	mg/L	283	258	23.5	214	147
Chromium, Total	ug/L	<10	<10	<10	<10	<10
Cobalt, Total	ug/L	<1	<1	1.1	<1	<1
Dissolved Organic Carbon	mg/L	2.8	1.9	<1	3	4.7
Fluoride	mg/L	0.24	0.3	0.38	0.21	0.29
Iron, Total	ug/L	3860	7240	1130	7960	6880
Lead, Total	ug/L	<10.0	<10.0	<10.0	<10.0	<10.0
Lithium, Total	ug/L	121	98.3	33.2	53.5	<20.0
Magnesium, Total	ug/L	54100	55100	111000	49400	55100
Manganese, Total	ug/L	272	500	976	366	243
Manganese, Dissolved	ug/L	260	484	935	346	227
Molybdenum, Total	ug/L	262	292	23.2	140	15.4
Molybdenum, Dissolved	ug/L	270	298	23.2	161	18.8
Nitrogen, Nitrate	mg/L	0.13	<0.10	0.57	<0.10	<0.10
Nitrogen, Nitrite	mg/L	<0.10	<0.10	<0.10	<0.10	<0.10
Phosphate as P04	mg/L	0.78	0.81	<0.15	0.51	0.66
Potassium, Total	ug/L	14800	15100	7460	9880	2930
Radium-226	pCi/L	1.02	<0.191	0.337	0.908	0.585
Radium-228	pCi/L	<0.227	0.89	<0.415	0.644	0.859
Selenium, Total	ug/L	<1.0	<1.0	<1.0	<1.0	<1.0
Silica, Total	ug/L	14600	15600	9430	17500	20700
Silicon	ug/L	NS	NS	NS	NS	NS
Sodium, Total	ug/L	218000	212000	24700	174000	72600
Sulfate	mg/L	723	691	947	696	312
Sulfide	mg/L	<0.10	<0.10	<0.10	<0.10	<0.10
Total Dissolved Solids	mg/L	1790	1680	1670	1630	982
Total Organic Carbon	mg/L	1.8	1.8	<1.0	3.1	4.9
Total Radium	pCi/L	1.25	1.08	0.752	1.55	1.44
pH at 25 Degrees C	Std. Units	7.3	7.2	7.3	7.2	7.4

Notes:
ft MSL: Elevation, feet mean sea level
°C: Degrees celcius
uS/cm: microsiemen per centimeter
umhos/cm: micromhos per centimeter
NA: Not analyzed
NS: Not Sampled
mV: millivolt
Std. Units: standard units
mg/L: milligram per liter
ug/L: microgram per liter
pCi/L: picoCurie per liter
Static water elevation listed for a well may have been collected on a date different than date of well sampling.

Table 3
Summary of Monitoring Results - November 2021
Multiunit Ash Pond System
AES Indiana
Harding Street Generating Station
Indianapolis, Indiana
ATC Project No. 170LF01277

Well ID		MW-107S	MW-108D	MW-108S	PZ-100D	PZ-100S
Sample Date		11/8/2021	11/2/2021	11/2/2021	11/2/2021	11/2/2021
Pace Lab ID		50302256004	50301920009	50301920008	50301920002	50301920001
Static Water Elevation	ft MSL	653.58	596.38	609.77	635.74	653.30
Field Parameters	**Units**					
Temperature	°C	17.02	13.89	11.65	15.53	15.53
Dissolved Oxygen, Field	mg/L	0.07	0.67	0.36	1.30	0.80
Conductivity, Field	uS/cm	2380	2250	2410	1650.6	2097.9
ORP, Field	mV	-34.0	-52.7	-29.4	62.30	30.10
pH, Field	Std. Units	7.19	7.26	7.01	7.41	7.09
Analytical Data						
Alkalinity, Total as CaCO3	mg/L	201	257	304	222	312
Alkalinity,Bicarbonate (CaCO3)	mg/L	201	257	304	222	312
Alkalinity,Carbonate (CaCO3)	mg/L	<2	<2	<2	<2	<2
Aluminum, Total	ug/L	<200	<200	<200	<200	<200
Antimony, Total	ug/L	<1	<1	<1	<1	<1
Arsenic, Total	ug/L	<1	<1	<1	59.7	2.3
Barium, Total	ug/L	22.4	46.3	39.2	54.5	32.6
Boron, Total	ug/L	7120	4440	2450	7500	2290
Cadmium, Total	ug/L	<2	<2	<2	<2	<2
Calcium, Total	ug/L	246000	230000	261000	211000	161000
Chloride	mg/L	296	285	275	204	314
Chromium, Total	ug/L	<10	<10	<10	<10	<10
Cobalt, Total	ug/L	<1	<1	<1	<1	<1
Dissolved Organic Carbon	mg/L	1.6	1.8	1.8	1.9	2.9
Fluoride	mg/L	0.65	0.35	0.54	0.37	1.6
Iron, Total	ug/L	2270	5530	3940	3110	1750
Lead, Total	ug/L	<10.0	<10.0	<10.0	<10.0	<10.0
Lithium, Total	ug/L	82.5	95.2	87.4	76.9	63.2
Magnesium, Total	ug/L	84800	61200	84200	52200	56300
Manganese, Total	ug/L	455	384	480	228	353
Manganese, Dissolved	ug/L	447	366	462	214	326
Molybdenum, Total	ug/L	82.5	149	116	164	133
Molybdenum, Dissolved	ug/L	80.3	148	118	161	132
Nitrogen, Nitrate	mg/L	<0.10	<0.10	<0.10	<0.10	<0.10
Nitrogen, Nitrite	mg/L	<0.10	<0.10	<0.10	<0.10	<0.10
Phosphate as P04	mg/L	<0.15	0.29	0.16	0.42	<0.15
Potassium, Total	ug/L	12800	14400	14800	11100	10700
Radium-226	pCi/L	0.526	<0.321	<0.0646	0.711	<0.124
Radium-228	pCi/L	0.977	<0.291	0.636	0.919	2.29
Selenium, Total	ug/L	<1.0	<1.0	<1.0	<1.0	<1.0
Silica, Total	ug/L	12700	13100	13700	11700	14600
Silicon	ug/L	NS	NS	NS	NS	NS
Sodium, Total	ug/L	242000	219000	208000	152000	240000
Sulfate	mg/L	834	639	784	547	397
Sulfide	mg/L	<0.10	<0.10	<0.10	<0.10	<0.10
Total Dissolved Solids	mg/L	1830	1660	1880	1370	1300
Total Organic Carbon	mg/L	1.5	1.8	1.7	1.6	2.5
Total Radium	pCi/L	1.5	<0.612	<0.701	1.63	2.41
pH at 25 Degrees C	Std. Units	7.7	7.5	7.5	8	7.8

Notes:
ft MSL: Elevation, feet mean sea level
°C: Degrees celcius
uS/cm: microsiemen per centimeter
umhos/cm: micromhos per centimeter
NA: Not analyzed
NS: Not Sampled
mV: millivolt
Std. Units: standard units
mg/L: milligram per liter
ug/L: microgram per liter
pCi/L: picoCurie per liter
Static water elevation listed for a well may have been collected on a date different than date of well sampling.

Table 3
Summary of Monitoring Results - November 2021
Multiunit Ash Pond System
AES Indiana
Harding Street Generating Station
Indianapolis, Indiana
ATC Project No. 170LF01277

Well ID		PZ-101D	PZ-101S
Sample Date		11/2/2021	11/2/2021
Pace Lab ID		50301920004	50301920003
Static Water Elevation	ft MSL	605.44	645.80
Field Parameters	**Units**		
Temperature	°C	15.44	14.82
Dissolved Oxygen, Field	mg/L	1.74	0.88
Conductivity, Field	uS/cm	1157.5	1252.0
ORP, Field	mV	23.90	0.70
pH, Field	Std. Units	7.16	7.16
Analytical Data			
Alkalinity, Total as CaCO3	mg/L	256	289
Alkalinity,Bicarbonate (CaCO3)	mg/L	256	289
Alkalinity,Carbonate (CaCO3)	mg/L	<2	<2
Aluminum, Total	ug/L	<200	<200
Antimony, Total	ug/L	<1	<1
Arsenic, Total	ug/L	4	18.1
Barium, Total	ug/L	51.5	118
Boron, Total	ug/L	5240	5350
Cadmium, Total	ug/L	<2	<2
Calcium, Total	ug/L	124000	147000
Chloride	mg/L	108	97.9
Chromium, Total	ug/L	<10	<10
Cobalt, Total	ug/L	<1	<1
Dissolved Organic Carbon	mg/L	1.5	2.6
Fluoride	mg/L	0.2	0.19
Iron, Total	ug/L	2070	4890
Lead, Total	ug/L	<10.0	<10.0
Lithium, Total	ug/L	93.6	69.4
Magnesium, Total	ug/L	29800	41000
Manganese, Total	ug/L	268	698
Manganese, Dissolved	ug/L	253	665
Molybdenum, Total	ug/L	229	116
Molybdenum, Dissolved	ug/L	228	120
Nitrogen, Nitrate	mg/L	0.12	<0.10
Nitrogen, Nitrite	mg/L	<0.10	<0.10
Phosphate as P04	mg/L	<0.15	0.27
Potassium, Total	ug/L	10200	5810
Radium-226	pCi/L	<0.185	0.434
Radium-228	pCi/L	0.872	0.762
Selenium, Total	ug/L	<1.0	<1.0
Silica, Total	ug/L	9820	12400
Silicon	ug/L	NS	NS
Sodium, Total	ug/L	84300	80600
Sulfate	mg/L	230	288
Sulfide	mg/L	<0.10	<0.10
Total Dissolved Solids	mg/L	762	836
Total Organic Carbon	mg/L	<1.0	1.3
Total Radium	pCi/L	1.06	1.2
pH at 25 Degrees C	Std. Units	7.9	7.9

Notes:
ft MSL: Elevation, feet mean sea level
°C: Degrees celcius
uS/cm: microsiemen per centimeter
umhos/cm: micromhos per centimeter
NA: Not analyzed
NS: Not Sampled
mV: millivolt
Std. Units: standard units
mg/L: milligram per liter
ug/L: microgram per liter
pCi/L: picoCurie per liter
Static water elevation listed for a well may have been collected on a date different than date of well sampling.

Table 4
Summary of Monitoring Results - May 2022
Multiunit Ash Pond System
AES Indiana
Harding Street Generating Station
Indianapolis, Indiana
ATC Project No. 170LF01277

Well ID		MW-1D	MW-1S	MW-2D	MW-2S	MW-3D
Sample Date		5/9/2022	5/9/2022	5/4/2022	5/4/2022	5/2/2022
Pace Lab ID		50316084002	50316084001	50315730007	50315730005	50315350003
Static Water Elevation	ft MSL	663.43	663.32	666.65	665.67	662.75
Field Parameters	**Units**					
Temperature	°C	18.77	18.04	11.20	9.37	13.14
Dissolved Oxygen, Field	mg/L	2.12	0.01	0.19	0.04	0.16
Conductivity, Field	uS/cm	811.8	897.4	1842.6	1193.60	797.33
ORP, Field	mV	-104.7	-126.0	-30.6	-81.9	-55.8
pH, Field	Std. Units	7.33	7.32	6.89	7.19	6.98
Analytical Data						
Alkalinity, Total as CaCO3	mg/L	259	260	353	295	236
Alkalinity,Bicarbonate (CaCO3)	mg/L	259	260	353	294	236
Alkalinity,Carbonate (CaCO3)	mg/L	<2	<2	<2	<2	<2
Aluminum, Total	ug/L	<200	<200	<200	<200	<200
Antimony, Total	ug/L	<1.0	<1.0	<1.0	<1.0	<1.0
Arsenic, Total	ug/L	4.5	9.6	4.0	8.8	3.3
Barium, Total	ug/L	78.0	69.9	44.2	97.1	66.0
Beryllium, Total	ug/L	<0.20	<0.20	<0.20	<0.20	<0.20
Boron, Total	ug/L	288	375	1950	396	250
Cadmium, Total	ug/L	<2.0	<2.0	<2.0	<2.0	<2.0
Calcium, Total	ug/L	85300	92200	243000	100000	62900
Chloride	mg/L	93.7	124	194	110	104
Chromium, Total	ug/L	<10.0	<10.0	<10.0	<10.0	<10.0
Cobalt, Total	ug/L	<1.0	<1.0	<1.0	<1.0	<1.0
Dissolved Organic Carbon	mg/L	2.3	2.3	1.6	1.7	2.0
Fluoride	mg/L	0.42	0.41	0.95	0.39	0.14
Iron, Total	ug/L	2270	3380	2650	1120	970
Iron, Ferrous	mg/L	<0.20	<0.20	<0.20	<0.20	<0.20
Lead, Total	ug/L	<10.0	<10.0	<10.0	<10.0	<10.0
Lithium, Total	ug/L	<20.0	<20.0	49.4	<20.0	<20.0
Magnesium, Total	ug/L	19100	23600	51200	30800	15200
Manganese, Total	ug/L	197	268	481	382	157
Manganese, Dissolved	ug/L	189	250	459	395	162
Mercury	ug/L	<0.20	<0.20	<0.20	<0.20	<0.20
Molybdenum, Total	ug/L	37.7	25.9	52.8	15.5	<10.0
Molybdenum, Dissolved	ug/L	37.1	25.2	53.4	15.8	<10.0
Nitrogen, Nitrate	mg/L	0.12	<0.10	<0.10	0.15	<0.10
Nitrogen, Nitrite	mg/L	<0.10	<0.10	<0.10	<0.10	<0.10
Phosphate as P04	mg/L	0.3	2	<0.15	0.73	<0.15
Potassium, Total	ug/L	6300	5790	10800	4140	3040
Radium-226	pCi/L	0.408	0.559	1.35	0.909	0.278
Radium-228	pCi/L	0.603	<0.397	0.534	0.756	0.726
Selenium, Total	ug/L	<1.0	<1.0	<1.0	<1.0	<1.0
Silica, Total	ug/L	15400	12600	15100	8450	9630
Sodium, Total	ug/L	60300	63700	140000	106000	76600
Sulfate	mg/L	48.2	56.1	406	113	38.5
Sulfide	mg/L	<0.10	<0.10	<0.10	<0.10	<0.10
Thallium, Total	ug/L	<1.0	<1.0	<1.0	<1.0	<1.0
Total Dissolved Solids	mg/L	470	529	1280	678	441
Total Organic Carbon	mg/L	2.1	2.0	1.8	2.0	1.3
Total Radium	pCi/L	1.01	0.956	1.88	1.67	1.00
pH at 25 Degrees C	Std. Units	7.5	7.5	7.3	7.7	7.6

Notes:
ft MSL: Elevation, feet mean sea level
°C: Degrees celcius
uS/cm: microsiemen per centimeter
umhos/cm: micromhos per centimeter
NA: Not analyzed
NS: Not Sampled
mV: millivolt
DTP: Dry to pump
Std. Units: standard units
mg/L: milligram per liter
ug/L: microgram per liter
pCi/L: picoCurie per liter
1 - Suspect reading; field sensor not operating properly

Static water elevation listed for a well may have been collected on a date different than date of well sampling.

Table 4
Summary of Monitoring Results - May 2022
Multiunit Ash Pond System
AES Indiana
Harding Street Generating Station
Indianapolis, Indiana
ATC Project No. 170LF01277

Well ID		MW-3S	MW-4S	MW-5S	MW-6S	MW-7D
Sample Date		5/2/2022	5/4/2022	5/4/2022	5/4/2022	5/4/2022
Pace Lab ID		50315350004	50315730001	50315730002	50315730003	50315730004
Static Water Elevation	ft MSL	662.96	Dry to top of pump (<655.79)	657.11	661.91	658.08
Field Parameters	**Units**					
Temperature	°C	12.48	13.45	15.15	16.17	16.32
Dissolved Oxygen, Field	mg/L	2.55	4.48	1.33	0.81	0.18
Conductivity, Field	uS/cm	762.69	1463.2	2111.1	2048.1	1977.2
ORP, Field	mV	78.0	57.3	67.4	-0.6	-124.9
pH, Field	Std. Units	6.87	6.74	7.21	6.88	7.42
Analytical Data						
Alkalinity, Total as CaCO3	mg/L	242	452	364	528	248
Alkalinity,Bicarbonate (CaCO3)	mg/L	242	452	364	528	248
Alkalinity,Carbonate (CaCO3)	mg/L	<2	<2	<2	<2	<2
Aluminum, Total	ug/L	<200	<200	<200	<200	<200
Antimony, Total	ug/L	4.9	<1.0	<1.0	<1.0	<1.0
Arsenic, Total	ug/L	1.3	1.1	<1.0	6.9	484
Barium, Total	ug/L	31.4	90.7	37.4	132	42.4
Beryllium, Total	ug/L	<0.20	<0.20	<0.20	<0.20	<0.20
Boron, Total	ug/L	447	3510	2460	6290	14300
Cadmium, Total	ug/L	<2.0	<2.0	<2.0	<2.0	<2.0
Calcium, Total	ug/L	89700	275000	233000	279000	241000
Chloride	mg/L	56.6	9.0	231	129	174
Chromium, Total	ug/L	<10.0	<10.0	<10.0	<10.0	<10.0
Cobalt, Total	ug/L	<1.0	<1.0	<1.0	1.5	<1.0
Dissolved Organic Carbon	mg/L	1.8	1.2	2.3	3.4	1.9
Fluoride	mg/L	<0.10	<0.10	1.8	1.3	0.51
Iron, Total	ug/L	<100	<100	<100	4190	2020
Iron, Ferrous	mg/L	<0.20	<0.20	<0.20	0.23	0.21
Lead, Total	ug/L	<10.0	<10.0	<10.0	<10.0	<10.0
Lithium, Total	ug/L	<20.0	<20.0	46.5	71.2	100
Magnesium, Total	ug/L	20600	53500	58800	72500	46800
Manganese, Total	ug/L	60	<10.0	1060	1900	493
Manganese, Dissolved	ug/L	<10.0	<10.0	1120	1870	496
Mercury	ug/L	<0.20	<0.20	<0.20	<0.20	<0.20
Molybdenum, Total	ug/L	32.9	<10.0	122	150	592
Molybdenum, Dissolved	ug/L	34.7	<10.0	131	158	615
Nitrogen, Nitrate	mg/L	0.41	4	<0.10	0.67	<0.10
Nitrogen, Nitrite	mg/L	<0.10	<0.10	<0.10	<0.10	<0.10
Phosphate as P04	mg/L	<0.15	<0.15	<0.15	0.16	0.89
Potassium, Total	ug/L	1390	2150	8500	11700	16000
Radium-226	pCi/L	0.369	<0.131	<0.206	<0.00	0.479
Radium-228	pCi/L	<0.162	0.492	0.806	0.508	0.518
Selenium, Total	ug/L	26.4	119	<1.0	4.4	<1.0
Silica, Total	ug/L	7270	13700	15400	14000	13200
Sodium, Total	ug/L	31000	14600	171000	127000	167000
Sulfate	mg/L	71.5	415	574	572	671
Sulfide	mg/L	<0.10	<0.10	<0.10	<0.10	<0.10
Thallium, Total	ug/L	<1.0	<1.0	<1.0	<1.0	<1.0
Total Dissolved Solids	mg/L	457	1060	1500	1520	1480
Total Organic Carbon	mg/L	<1.0	<1.0	2.4	2.9	2.3
Total Radium	pCi/L	0.531	<0.623	1.01	<0.508	0.997
pH at 25 Degrees C	Std. Units	7.4	7.1	7.3	7.1	7.6

Notes:
ft MSL: Elevation, feet mean sea level
°C: Degrees celcius
uS/cm: microsiemen per centimeter
umhos/cm: micromhos per centimeter
NA: Not analyzed
NS: Not Sampled
mV: millivolt
DTP: Dry to pump
Std. Units: standard units
mg/L: milligram per liter
ug/L: microgram per liter
pCi/L: picoCurie per liter
1 - Suspect reading; field sensor not operating properly

Static water elevation listed for a well may have been collected on a date different than date of well sampling.

Table 4
Summary of Monitoring Results - May 2022
Multiunit Ash Pond System
AES Indiana
Harding Street Generating Station
Indianapolis, Indiana
ATC Project No. 170LF01277

Well ID		MW-7S	MW-8S	MW-9D	MW-9I	MW-10D
Sample Date		5/4/2022	5/13/2022	5/6/2022	5/6/2022	5/2/2022
Pace Lab ID		50315730006	50316507001	50315857002	50315857001	50315350001
Static Water Elevation	ft MSL	658.13	658.29	652.79	652.86	663.60
Field Parameters	**Units**					
Temperature	°C	16.28	13.76	14.35	13.84	15.95
Dissolved Oxygen, Field	mg/L	0.13	2.44	1.92	1.74	0.18
Conductivity, Field	uS/cm	1878.4	1759.8	1157.7	976.7	3044.7
ORP, Field	mV	-113.3	150.0	-68.2	33.6	-153.0
pH, Field	Std. Units	7.34	6.79	7.20	7.32	7.26
Analytical Data						
Alkalinity, Total as CaCO3	mg/L	252	436	262	268	279
Alkalinity,Bicarbonate (CaCO3)	mg/L	252	436	262	268	279
Alkalinity,Carbonate (CaCO3)	mg/L	<2	<2	<2	<2	<2
Aluminum, Total	ug/L	<200	<200	<200	<200	<200
Antimony, Total	ug/L	<1.0	<1.0	<1.0	<1.0	<1.0
Arsenic, Total	ug/L	374	<1.0	21.3	11.3	140
Barium, Total	ug/L	37.7	36.8	56	78.1	33.0
Beryllium, Total	ug/L	<0.20	<0.20	<0.20	<0.20	<0.20
Boron, Total	ug/L	12300	8280	1260	1350	2190
Cadmium, Total	ug/L	<2.0	<2.0	<2.0	<2.0	<2.0
Calcium, Total	ug/L	196000	232000	134000	104000	193000
Chloride	mg/L	186	96.8	127	123	504
Chromium, Total	ug/L	<10.0	<10.0	<10.0	<10.0	<10.0
Cobalt, Total	ug/L	<1.0	<1.0	<1.0	<1.0	<1.0
Dissolved Organic Carbon	mg/L	2.0	1.6	2.3	1.0	2.6
Fluoride	mg/L	0.72	<0.10	0.48	1.2	1.9
Iron, Total	ug/L	2990	<100	1900	927	1880
Iron, Ferrous	mg/L	0.24	<0.20	<0.20	0.65	<0.20
Lead, Total	ug/L	<10.0	<10.0	<10.0	<10.0	<10.0
Lithium, Total	ug/L	86.7	101	22.6	25.6	65.6
Magnesium, Total	ug/L	43800	70800	35700	27300	69100
Manganese, Total	ug/L	392	18.3	283	238	163
Manganese, Dissolved	ug/L	395	19.1	278	246	176
Mercury	ug/L	<0.20	<0.20	<0.20	<0.20	<0.20
Molybdenum, Total	ug/L	582	165	47.5	111	82.4
Molybdenum, Dissolved	ug/L	594	177	47.5	109	91.2
Nitrogen, Nitrate	mg/L	<0.10	0.84	0.67	<0.10	<0.10
Nitrogen, Nitrite	mg/L	<0.10	<0.10	<0.10	<0.10	<0.10
Phosphate as P04	mg/L	0.66	<0.15	<0.15	<0.15	0.32
Potassium, Total	ug/L	14600	15300	6200	6100	11200
Radium-226	pCi/L	<0.0784	<0.0805	<0.229	0.328	0.30
Radium-228	pCi/L	0.711	0.514	0.302	0.783	0.928
Selenium, Total	ug/L	<1.0	5.2	<1.0	<1.0	<1.0
Silica, Total	ug/L	14300	12200	11800	11000	13400
Sodium, Total	ug/L	167000	89200	77900	76900	355000
Sulfate	mg/L	578	571	200	106	669
Sulfide	mg/L	<0.10	<0.10	<0.10	<0.10	<0.10
Thallium, Total	ug/L	<1.0	<1.0	<1.0	<1.0	<1.0
Total Dissolved Solids	mg/L	1360	1440	724	628	1960
Total Organic Carbon	mg/L	2.1	1.2	<1.0	<1.0	2.5
Total Radium	pCi/L	0.789	0.595	<0.531	1.11	1.23
pH at 25 Degrees C	Std. Units	7.6	6.9	7.5	7.5	7.6

Notes:
ft MSL: Elevation, feet mean sea level
°C: Degrees celcius
uS/cm: microsiemen per centimeter
umhos/cm: micromhos per centimeter
NA: Not analyzed
NS: Not Sampled
mV: millivolt
DTP: Dry to pump
Std. Units: standard units
mg/L: milligram per liter
ug/L: microgram per liter
pCi/L: picoCurie per liter
1 - Suspect reading; field sensor not operating properly

Static water elevation listed for a well may have been collected on a date different than date of well sampling.

Table 4
Summary of Monitoring Results - May 2022
Multiunit Ash Pond System
AES Indiana
Harding Street Generating Station
Indianapolis, Indiana
ATC Project No. 170LF01277

Well ID		MW-10S	MW-11S	MW-11D	MW-12D	MW-12S
Sample Date		5/2/2022	5/11/2022	5/10/2022	5/6/2022	5/6/2022
Pace Lab ID		50315350002	50316356003	50316219001	50315857004	50315857003
Static Water Elevation	ft MSL	663.65	655.43	657.04	651.68	Dry to top of pump (<651.92)
Field Parameters	**Units**					
Temperature	°C	15.65	21.06	14.06	15.84	15.40
Dissolved Oxygen, Field	mg/L	0.13	8.83	0.10	0.14	1.41
Conductivity, Field	uS/cm	1983.0	8.11	1534.4	1844.8	1589.2
ORP, Field	mV	-71.4	43.7	-94.2	-101.5	44.1
pH, Field	Std. Units	7.37	6.22	7.08	7.17	7.16
Analytical Data						
Alkalinity, Total as CaCO3	mg/L	272	309	264	295	344
Alkalinity,Bicarbonate (CaCO3)	mg/L	272	309	264	295	344
Alkalinity,Carbonate (CaCO3)	mg/L	<2	<2	<2	<2	<2
Aluminum, Total	ug/L	<200	10100	<200	<200	<200
Antimony, Total	ug/L	<1.0	<1.0	<1.0	<1.0	2
Arsenic, Total	ug/L	448	10.5	16.1	387	46
Barium, Total	ug/L	75.8	175	25.6	26.7	31.1
Beryllium, Total	ug/L	<0.20	0.4	<0.20	<0.20	<0.20
Boron, Total	ug/L	1130	712	11900	6050	3240
Cadmium, Total	ug/L	<2.0	<2.0	<2.0	<2.0	<2.0
Calcium, Total	ug/L	171000	108000	225000	214000	178000
Chloride	mg/L	288	25.5	71.0	161	174
Chromium, Total	ug/L	<10.0	14.8	<10.0	<10.0	<10.0
Cobalt, Total	ug/L	<1.0	4.9	<1.0	<1.0	<1.0
Dissolved Organic Carbon	mg/L	2.0	1.1	1.1	1.3	3.4
Fluoride	mg/L	2.6	1.8	0.3	1.9	2.1
Iron, Total	ug/L	766	12800	5990	1950	<100
Iron, Ferrous	mg/L	<0.20	<0.20	<0.20	<0.20	<0.20
Lead, Total	ug/L	<10.0	<10.0	<10.0	<10.0	<10.0
Lithium, Total	ug/L	40.8	25.1	147	74.8	67.8
Magnesium, Total	ug/L	45500	49500	52500	49800	50600
Manganese, Total	ug/L	304	281	45.2	450	523
Manganese, Dissolved	ug/L	302	34.3	40.1	462	536
Mercury	ug/L	<0.20	<0.20	<0.20	<0.20	<0.20
Molybdenum, Total	ug/L	65	82.5	<10.0	154	118
Molybdenum, Dissolved	ug/L	64.1	79.8	<10.0	151	120
Nitrogen, Nitrate	mg/L	<0.10	<0.10	<0.10	<0.10	0.67
Nitrogen, Nitrite	mg/L	<0.10	<0.10	<0.10	<0.10	<0.10
Phosphate as P04	mg/L	1.2	0.61	<0.15	0.36	<0.15
Potassium, Total	ug/L	7980	5580	3080	11700	8480
Radium-226	pCi/L	0.363	<0.218	0.19	0.567	<0.064
Radium-228	pCi/L	0.614	0.529	1.33	0.823	0.671
Selenium, Total	ug/L	<1.0	1.1	<1.0	<1.0	26.3
Silica, Total	ug/L	13900	49100	16500	14700	16000
Sodium, Total	ug/L	192000	21300	79400	145000	155000
Sulfate	mg/L	412	108	598	551	425
Sulfide	mg/L	<0.10	<0.10	<0.10	<0.10	<0.10
Thallium, Total	ug/L	<1.0	<1.0	<1.0	<1.0	<1.0
Total Dissolved Solids	mg/L	1320	440	1210	1380	1240
Total Organic Carbon	mg/L	2	<1.0	<1.0	1.3	1.9
Total Radium	pCi/L	0.977	<0.747	1.52	1.39	<0.735
pH at 25 Degrees C	Std. Units	7.7	7.9	7.0	7.5	7.4

Notes:
ft MSL: Elevation, feet mean sea level
°C: Degrees celcius
uS/cm: microsiemen per centimeter
umhos/cm: micromhos per centimeter
NA: Not analyzed
NS: Not Sampled
mV: millivolt
DTP: Dry to pump
Std. Units: standard units
mg/L: milligram per liter
ug/L: microgram per liter
pCi/L: picoCurie per liter
1 - Suspect reading; field sensor not operating properly

Static water elevation listed for a well may have been collected on a date different than date of well sampling.

Table 4
Summary of Monitoring Results - May 2022
Multiunit Ash Pond System
AES Indiana
Harding Street Generating Station
Indianapolis, Indiana
ATC Project No. 170LF01277

Well ID		MW-13D	MW-13S	MW-14D	MW-15D	MW-15I
Sample Date		5/4/2022	5/4/2022	5/11/2022	5/11/2022	5/5/2022
Pace Lab ID		50315730009	50315730008	50316356002	50316356001	50315836008
Static Water Elevation	ft MSL	659.66	659.71	657.26	668.77	669.19
Field Parameters	**Units**					
Temperature	°C	16.69	16.66	16.47	15.37	13.56
Dissolved Oxygen, Field	mg/L	0.13	0.06	9.81	10.13	0.14
Conductivity, Field	uS/cm	1930.7	1804.00	18.89 [1]	0.28 [1]	630.02
ORP, Field	mV	-142.6	-100.3	-43.0	79.2	217.80
pH, Field	Std. Units	7.55	7.38	7.45	7.08	7.16
Analytical Data						
Alkalinity, Total as CaCO3	mg/L	196	262	276	339	301
Alkalinity,Bicarbonate (CaCO3)	mg/L	196	262	276	339	301
Alkalinity,Carbonate (CaCO3)	mg/L	<2	<2	<2	<2.0	<2.0
Aluminum, Total	ug/L	<200	<200	<200	<200	<200
Antimony, Total	ug/L	<1.0	<1.0	<1.0	<1.0	<1.0
Arsenic, Total	ug/L	245	312	127	1.2	<1.0
Barium, Total	ug/L	30.4	43.6	44.3	75.1	56.0
Beryllium, Total	ug/L	<0.20	<0.20	<0.20	<0.20	<0.20
Boron, Total	ug/L	14900	11800	54100	157	110
Cadmium, Total	ug/L	<2.0	<2.0	<2.0	<2.0	<2.0
Calcium, Total	ug/L	196000	171000	383000	106000	99900
Chloride	mg/L	226	171	171	29.1	15.8
Chromium, Total	ug/L	<10.0	<10.0	<10.0	<10.0	<10.0
Cobalt, Total	ug/L	<1.0	<1.0	<1.0	<1.0	<1.0
Dissolved Organic Carbon	mg/L	2.5	3.6	2.6	<1.0	<1.0
Fluoride	mg/L	0.76	1.1	0.33	0.12	0.12
Iron, Total	ug/L	1950	1700	2610	1220	<100
Iron, Ferrous	mg/L	<0.20	<0.20	<0.20	<0.20	<0.20
Lead, Total	ug/L	<10.0	<10.0	<10.0	<10.0	<10.0
Lithium, Total	ug/L	76.3	62.2	768	<20.0	<20.0
Magnesium, Total	ug/L	50300	46500	216000	31300	26000
Manganese, Total	ug/L	184	412	320	115	13.9
Manganese, Dissolved	ug/L	176	415	329	117	14.4
Mercury	ug/L	<0.20	<0.20	<0.20	<0.20	<0.20
Molybdenum, Total	ug/L	565	557	203	<10.0	<10.0
Molybdenum, Dissolved	ug/L	567	573	205	<10.0	<10.0
Nitrogen, Nitrate	mg/L	<0.10	<0.10	<0.10	<0.10	2.7
Nitrogen, Nitrite	mg/L	<0.10	<0.10	<0.10	<0.10	<0.10
Phosphate as P04	mg/L	0.27	0.46	0.71	<0.15	<0.15
Potassium, Total	ug/L	15300	12600	61200	2280	1270
Radium-226	pCi/L	<0.28	<0.00	<-0.0383	<0.134	<0.16
Radium-228	pCi/L	1.26	0.448	1.03	0.631	<0.155
Selenium, Total	ug/L	<1.0	<1.0	<1.0	<1.0	1.9
Silica, Total	ug/L	14000	14700	11900	12600	12300
Sodium, Total	ug/L	177000	168000	357000	22800	8210
Sulfate	mg/L	688	522	2190	73.2	49.0
Sulfide	mg/L	<0.10	<0.10	<0.10	<0.10	<0.10
Thallium, Total	ug/L	<1.0	<1.0	<1.0	<1.0	<1.0
Total Dissolved Solids	mg/L	1420	1270	3610	512	399
Total Organic Carbon	mg/L	2	3	2.1	1.1	<1.0
Total Radium	pCi/L	1.54	<0.448	1.03	<0.765	<0.315
pH at 25 Degrees C	Std. Units	7.7	7.6	7.6	7.4	7.5

Notes:
ft MSL: Elevation, feet mean sea level
°C: Degrees celcius
uS/cm: microsiemen per centimeter
umhos/cm: micromhos per centimeter
NA: Not analyzed
NS: Not Sampled
mV: millivolt
DTP: Dry to pump
Std. Units: standard units
mg/L: milligram per liter
ug/L: microgram per liter
pCi/L: picoCurie per liter
1 - Suspect reading; field sensor not operating properly

Static water elevation listed for a well may have been collected on a date different than date of well sampling.

Table 4
Summary of Monitoring Results - May 2022
Multiunit Ash Pond System
AES Indiana
Harding Street Generating Station
Indianapolis, Indiana
ATC Project No. 170LF01277

Well ID		MW-15S	M-4	MW-102D	MW-102S	MW-103D
Sample Date		5/5/2022	5/12/2022	5/13/2022	5/13/2022	5/4/2022
Pace Lab ID		50315836007	50316495001	50316511006	50316511003	50315733003
Static Water Elevation	ft MSL	668.46	657.40	617.58	620.13	609.6423
Field Parameters	**Units**					
Temperature	°C	12.35	17.10	18.37	21.52	14.45
Dissolved Oxygen, Field	mg/L	5.87	0.02	0.37	1.37	0.58
Conductivity, Field	uS/cm	731.33	2134.3	2231.1	2049.7	1050.3
ORP, Field	mV	283.30	-145.2	-129.3	68.5	-103.4
pH, Field	Std. Units	6.95	7.06	7.23	6.57	7.26
Analytical Data						
Alkalinity, Total as CaCO3	mg/L	326	291	107	NS	259
Alkalinity,Bicarbonate (CaCO3)	mg/L	326	291	107	NS	257
Alkalinity,Carbonate (CaCO3)	mg/L	<2.0	<2.0	<2.0	NS	<2.0
Aluminum, Total	ug/L	<200	<200	<200	5320	<200
Antimony, Total	ug/L	<1.0	<1.0	<1.0	<1.0	<1.0
Arsenic, Total	ug/L	<1.0	926	51.3	83.6	<1.0
Barium, Total	ug/L	49.0	159	55.2	74.3	370
Beryllium, Total	ug/L	<0.20	NS	NS	NS	NS
Boron, Total	ug/L	120	28200	20300	5710	359
Cadmium, Total	ug/L	<2.0	<2.0	<2.0	<2.0	<2.0
Calcium, Total	ug/L	106000	367000	364000	256000	92700
Chloride	mg/L	28.1	121	183	NS	209
Chromium, Total	ug/L	<10.0	<10.0	<10.0	13.7	<10.0
Cobalt, Total	ug/L	<1.0	<1.0	<1.0	2.8	<1.0
Dissolved Organic Carbon	mg/L	<1.0	3.2	2.7	10.9	3.7
Fluoride	mg/L	0.12	<0.10	0.21	NS	0.19
Iron, Total	ug/L	101	6630	5210	23800	2350
Iron, Ferrous	mg/L	<0.20	<0.20	<0.20	NS	<0.20
Lead, Total	ug/L	<10.0	<10.0	<10.0	<10.0	<10.0
Lithium, Total	ug/L	<20.0	367	63.1	62.9	<20.0
Magnesium, Total	ug/L	27600	58600	62600	83900	30600
Manganese, Total	ug/L	12.1	1050	476	631	130
Manganese, Dissolved	ug/L	<10.0	1220	484	550	126
Mercury	ug/L	<0.20	NS	NS	NS	NS
Molybdenum, Total	ug/L	<10.0	300	448	44.9	<10.0
Molybdenum, Dissolved	ug/L	<10.0	293	444	40.3	<10.0
Nitrogen, Nitrate	mg/L	3.8	<0.10	<0.10	NS	<0.10
Nitrogen, Nitrite	mg/L	<0.10	<0.10	<0.10	NS	<0.10
Phosphate as P04	mg/L	<0.15	2.2	0.71	0.23	<0.15
Potassium, Total	ug/L	1550	24400	16000	12000	6080
Radium-226	pCi/L	0.20	0.571	18.2	0.27	0.728
Radium-228	pCi/L	0.395	1.39	0.637	0.587	1.17
Selenium, Total	ug/L	1.1	<1.0	<1.0	1.1	<1.0
Silica, Total	ug/L	11300	13100	13800	32500	13200
Sodium, Total	ug/L	21500	131000	174000	162000	81800
Sulfate	mg/L	48.8	1080	1190	NS	53.6
Sulfide	mg/L	<0.10	<0.10	<0.10	<0.10	<0.10
Thallium, Total	ug/L	<1.0	NS	NS	NS	NS
Total Dissolved Solids	mg/L	446	2060	2070	NS	588
Total Organic Carbon	mg/L	<1.0	2.9	1.9	2.2	2.2
Total Radium	pCi/L	0.595	1.96	18.8	0.857	1.9
pH at 25 Degrees C	Std. Units	7.5	7.4	7.2	NS	7.6

Notes:
ft MSL: Elevation, feet mean sea level
°C: Degrees celcius
uS/cm: microsiemen per centimeter
umhos/cm: micromhos per centimeter
NA: Not analyzed
NS: Not Sampled
mV: millivolt
DTP: Dry to pump
Std. Units: standard units
mg/L: milligram per liter
ug/L: microgram per liter
pCi/L: picoCurie per liter
1 - Suspect reading; field sensor not operating properly

Static water elevation listed for a well may have been collected on a date different than date of well sampling.

Table 4
Summary of Monitoring Results - May 2022
Multiunit Ash Pond System
AES Indiana
Harding Street Generating Station
Indianapolis, Indiana
ATC Project No. 170LF01277

Well ID		MW-103I	MW-103S	MW-104D	MW-104S	MW-105D
Sample Date		5/4/2022	5/4/2022	5/13/2022	5/13/2022	5/11/2022
Pace Lab ID		50315733002	50315733001	50316511005	50316511004	50316233003
Static Water Elevation	ft MSL	611.3283	665.92	589.205	Dry to top of pump (<621.80)	614.39
Field Parameters	**Units**					
Temperature	°C	13.80	14.83	16.62	17.82	15.37
Dissolved Oxygen, Field	mg/L	1.10	0.51	2.89	4.59	0.04
Conductivity, Field	uS/cm	960.9	1797.7	1951.1	1161.5	934.3
ORP, Field	mV	49.8	-44.2	40.4	19.8	-102.0
pH, Field	Std. Units	7.17	6.75	6.60	6.57	6.89
Analytical Data						
Alkalinity, Total as CaCO3	mg/L	252	626	370	377	272
Alkalinity,Bicarbonate (CaCO3)	mg/L	252	626	370	377	272
Alkalinity,Carbonate (CaCO3)	mg/L	<2.0	<2.0	<2.0	<2.0	<2.0
Aluminum, Total	ug/L	<200	<200	<200	<200	<200
Antimony, Total	ug/L	<1.0	<1.0	<1.0	<1.0	<1.0
Arsenic, Total	ug/L	<1.0	21.2	6.6	<1.0	4.7
Barium, Total	ug/L	202	65.2	66.2	28.8	332
Beryllium, Total	ug/L	NS	NS	NS	NS	NS
Boron, Total	ug/L	280	887	2720	1270	1100
Cadmium, Total	ug/L	<2.0	<2.0	<2.0	<2.0	<2.0
Calcium, Total	ug/L	91800	291000	305000	302000	101000
Chloride	mg/L	135	68.4	116	58.2	115
Chromium, Total	ug/L	<10.0	<10.0	<10.0	<10.0	<10.0
Cobalt, Total	ug/L	<1.0	2.1	1.1	<1.0	<1.0
Dissolved Organic Carbon	mg/L	2.7	5.2	1.7	2.2	1.9
Fluoride	mg/L	0.22	0.27	0.14	0.22	0.22
Iron, Total	ug/L	1500	16300	6720	<100	5700
Iron, Ferrous	mg/L	<0.20	1.1	<0.20	<0.20	<0.20
Lead, Total	ug/L	<10.0	<10.0	<10.0	<10.0	<10.0
Lithium, Total	ug/L	<20.0	<20.0	23	26.3	<20.0
Magnesium, Total	ug/L	26100	80200	78400	79300	25000
Manganese, Total	ug/L	309	289	1220	<10.0	115
Manganese, Dissolved	ug/L	300	292	425	<10.0	121
Mercury	ug/L	NS	NS	NS	NS	NS
Molybdenum, Total	ug/L	<10.0	22.4	<10.0	<10.0	17.4
Molybdenum, Dissolved	ug/L	<10.0	23	<10.0	<10.0	17.1
Nitrogen, Nitrate	mg/L	<0.10	<0.10	0.26	0.6	0.1
Nitrogen, Nitrite	mg/L	<0.10	<0.10	<0.10	<0.10	<0.10
Phosphate as P04	mg/L	<0.15	<0.15	<0.15	<0.15	0.26
Potassium, Total	ug/L	7500	2140	9540	6800	5420
Radium-226	pCi/L	0.956	<-0.304	0.409	0.469	1.73
Radium-228	pCi/L	1.66	0.832	<0.273	0.391	1.09
Selenium, Total	ug/L	<1.0	<1.0	1.5	3.9	<1.0
Silica, Total	ug/L	10700	25100	11200	10700	12200
Sodium, Total	ug/L	62700	47000	90000	62100	71400
Sulfate	mg/L	40.2	435	738	748	120
Sulfide	mg/L	<0.10	<0.10	<0.10	<0.10	<0.10
Thallium, Total	ug/L	NS	NS	NS	NS	NS
Total Dissolved Solids	mg/L	535	1370	1630	1670	609
Total Organic Carbon	mg/L	2.7	5.6	1.2	<1.0	1.6
Total Radium	pCi/L	2.62	<0.832	0.682	0.86	2.82
pH at 25 Degrees C	Std. Units	7.5	7.9	7.0	7.0	7.5

Notes:
ft MSL: Elevation, feet mean sea level
°C: Degrees celcius
uS/cm: microsiemen per centimeter
umhos/cm: micromhos per centimeter
NA: Not analyzed
NS: Not Sampled
mV: millivolt
DTP: Dry to pump
Std. Units: standard units
mg/L: milligram per liter
ug/L: microgram per liter
pCi/L: picoCurie per liter
1 - Suspect reading; field sensor not operating properly

Static water elevation listed for a well may have been collected on a date different than date of well sampling.

Table 4
Summary of Monitoring Results - May 2022
Multiunit Ash Pond System
AES Indiana
Harding Street Generating Station
Indianapolis, Indiana
ATC Project No. 170LF01277

Well ID		MW-105I	MW-105S	MW-106D	MW-106I	MW-106S
Sample Date		5/11/2022	5/11/2022	5/5/2022	5/12/2022	5/5/2022
Pace Lab ID		50316233002	50316233001	50315836002	50316495002	50315836001
Static Water Elevation	ft MSL	608.09	636.53	608.41	610.1	649.44
Field Parameters	**Units**					
Temperature	°C	15.50	14.86	14.26	21.75	13.76
Dissolved Oxygen, Field	mg/L	0.06	0.38	2.08	0.15	0.50
Conductivity, Field	uS/cm	926.19	2323.5	2311.9	2139.7	1861.9
ORP, Field	mV	-104.0	-69.1	-116.4	-123.9	-26.4
pH, Field	Std. Units	6.94	6.74	7.36	7.06	7.21
Analytical Data						
Alkalinity, Total as CaCO3	mg/L	284	283	242	238	348
Alkalinity,Bicarbonate (CaCO3)	mg/L	284	283	242	238	348
Alkalinity,Carbonate (CaCO3)	mg/L	<2.0	<2.0	<2.0	<2.0	<2.0
Aluminum, Total	ug/L	<200	<200	<200	487	541
Antimony, Total	ug/L	<1.0	<1.0	<1.0	<1.0	<1.0
Arsenic, Total	ug/L	<1.0	5.5	195	117	3.6
Barium, Total	ug/L	346	32.7	31.0	69.3	21.4
Beryllium, Total	ug/L	NS	NS	NS	NS	NS
Boron, Total	ug/L	393	22800	13300	12100	388
Cadmium, Total	ug/L	<2.0	<2.0	<2.0	<2.0	<2.0
Calcium, Total	ug/L	103000	335000	277000	240000	312000
Chloride	mg/L	118	118	264	263	12.4
Chromium, Total	ug/L	<10.0	<10.0	<10.0	<10.0	<10.0
Cobalt, Total	ug/L	<1.0	<1.0	<1.0	<1.0	1.4
Dissolved Organic Carbon	mg/L	1.6	1.5	2.1	<4.0	<1.0
Fluoride	mg/L	0.13	0.28	0.28	0.2	0.28
Iron, Total	ug/L	4690	8870	4520	6500	4230
Iron, Ferrous	mg/L	<0.20	<0.20	<0.20	<0.20	0.9
Lead, Total	ug/L	<10.0	<10.0	<10.0	<10.0	<10.0
Lithium, Total	ug/L	<20.0	306	120	101	31.7
Magnesium, Total	ug/L	25100	85700	52500	47600	121000
Manganese, Total	ug/L	124	204	328	432	1030
Manganese, Dissolved	ug/L	126	208	324	432	1010
Mercury	ug/L	NS	NS	NS	NS	NS
Molybdenum, Total	ug/L	<10.0	74	244	320	18.9
Molybdenum, Dissolved	ug/L	<10.0	72.3	246	342	18.4
Nitrogen, Nitrate	mg/L	<0.10	<0.10	<0.10	<0.10	0.11
Nitrogen, Nitrite	mg/L	<0.10	<0.10	<0.10	<0.10	<0.10
Phosphate as P04	mg/L	<0.15	<0.15	0.75	0.75	<0.15
Potassium, Total	ug/L	5470	19200	15400	15800	7060
Radium-226	pCi/L	<-0.038	0.436	0.302	0.999	<0.0541
Radium-228	pCi/L	0.668	0.945	0.694	0.731	0.68
Selenium, Total	ug/L	<1.0	<1.0	<1.0	<1.0	1
Silica, Total	ug/L	12100	15300	14900	14800	9660
Sodium, Total	ug/L	68400	132000	199000	183000	21200
Sulfate	mg/L	87.4	1230	702	710	1120
Sulfide	mg/L	<0.10	<0.10	<0.10	<0.10	<0.10
Thallium, Total	ug/L	NS	NS	NS	NS	NS
Total Dissolved Solids	mg/L	585	2090	1660	1730	1780
Total Organic Carbon	mg/L	1.6	1.3	1.7	<4	<1.0
Total Radium	pCi/L	<0.668	1.38	0.996	1.73	0.734
pH at 25 Degrees C	Std. Units	7.2	7.0	7.7	7.4	7.7

Notes:
ft MSL: Elevation, feet mean sea level
°C: Degrees celcius
uS/cm: microsiemen per centimeter
umhos/cm: micromhos per centimeter
NA: Not analyzed
NS: Not Sampled
mV: millivolt
DTP: Dry to pump
Std. Units: standard units
mg/L: milligram per liter
ug/L: microgram per liter
pCi/L: picoCurie per liter
1 - Suspect reading; field sensor not operating properly

Static water elevation listed for a well may have been collected on a date different than date of well sampling.

Table 4
Summary of Monitoring Results - May 2022
Multiunit Ash Pond System
AES Indiana
Harding Street Generating Station
Indianapolis, Indiana
ATC Project No. 170LF01277

Well ID		MW-107D	MW-107I	MW-107S	MW-108D	MW-108S
Sample Date		5/5/2022	5/5/2022	5/5/2022	5/10/2022	5/10/2022
Pace Lab ID		50315836005	50315836004	50315836003	50316220002	50316220001
Static Water Elevation	ft MSL	622.63	623.81	652.75	595.92	609.41
Field Parameters	**Units**					
Temperature	°C	13.83	13.80	11.54	23.09	16.93
Dissolved Oxygen, Field	mg/L	2.29	1.13	0.11	0.00	0.13
Conductivity, Field	uS/cm	2192.5	1581.6	1545.0	306.55	2429.7
ORP, Field	mV	-85.2	-100.9	-39.4	-103.4	-65.1
pH, Field	Std. Units	7.28	7.21	7.31	7.98	6.89
Analytical Data						
Alkalinity, Total as CaCO3	mg/L	221	286	231	258	337
Alkalinity,Bicarbonate (CaCO3)	mg/L	221	286	231	258	337
Alkalinity,Carbonate (CaCO3)	mg/L	<2.0	<2.0	<2.0	<2.0	<2.0
Aluminum, Total	ug/L	<200	<200	<200	<200	<200
Antimony, Total	ug/L	<1.0	<1.0	<1.0	<1.0	<1.0
Arsenic, Total	ug/L	3	2.5	<1.0	<1.0	<1.0
Barium, Total	ug/L	136	241	17.0	43.1	38.7
Beryllium, Total	ug/L	NS	NS	NS	NS	NS
Boron, Total	ug/L	7500	3270	6250	5800	2300
Cadmium, Total	ug/L	<2.0	<2.0	<2.0	<2.0	<2.0
Calcium, Total	ug/L	213000	221000	238000	226000	288000
Chloride	mg/L	242	176	266	217	181
Chromium, Total	ug/L	<10.0	<10.0	<10.0	<10.0	<10.0
Cobalt, Total	ug/L	<1.0	<1.0	<1.0	<1.0	<1.0
Dissolved Organic Carbon	mg/L	2.1	3.3	1.8	1.9	1.6
Fluoride	mg/L	0.34	0.28	0.68	0.41	0.65
Iron, Total	ug/L	6560	8120	2050	5800	4850
Iron, Ferrous	mg/L	<0.20	0.23	0.36	<0.20	<0.20
Lead, Total	ug/L	<10.0	<10.0	<10.0	<10.0	<10.0
Lithium, Total	ug/L	68.2	<20.0	84	81	79.3
Magnesium, Total	ug/L	54600	63100	79900	61800	100000
Manganese, Total	ug/L	362	241	420	393	556
Manganese, Dissolved	ug/L	353	238	414	384	536
Mercury	ug/L	NS	NS	NS	NS	NS
Molybdenum, Total	ug/L	124	17.8	64.3	150	108
Molybdenum, Dissolved	ug/L	124	17.7	63.2	153	107
Nitrogen, Nitrate	mg/L	0.11	<0.10	<0.10	0.25	<0.10
Nitrogen, Nitrite	mg/L	<0.10	<0.10	<0.10	<0.10	<0.10
Phosphate as P04	mg/L	0.6	0.79	0.18	0.25	0.15
Potassium, Total	ug/L	18700	3530	11800	13100	13700
Radium-226	pCi/L	0.526	0.429	0.691	0.385	0.296
Radium-228	pCi/L	0.467	0.638	<0.168	1.08	<0.364
Selenium, Total	ug/L	<1.0	<1.0	<1.0	<1.0	<1.0
Silica, Total	ug/L	13900	20400	11800	14100	14200
Sodium, Total	ug/L	224000	83800	236000	192000	182000
Sulfate	mg/L	708	485	732	712	959
Sulfide	mg/L	<0.10	<0.10	<0.10	<0.10	<0.10
Thallium, Total	ug/L	NS	NS	NS	NS	NS
Total Dissolved Solids	mg/L	1540	1200	1720	1610	1960
Total Organic Carbon	mg/L	1.8	2.9	1.2	1.5	1.3
Total Radium	pCi/L	0.993	1.07	0.859	1.47	<0.66
pH at 25 Degrees C	Std. Units	7.4	7.4	7.5	7.4	7.1

Notes:
ft MSL: Elevation, feet mean sea level
°C: Degrees celcius
uS/cm: microsiemen per centimeter
umhos/cm: micromhos per centimeter
NA: Not analyzed
NS: Not Sampled
mV: millivolt
DTP: Dry to pump
Std. Units: standard units
mg/L: milligram per liter
ug/L: microgram per liter
pCi/L: picoCurie per liter
1 - Suspect reading; field sensor not operating properly

Static water elevation listed for a well may have been collected on a date different than date of well sampling.

Table 4
Summary of Monitoring Results - May 2022
Multiunit Ash Pond System
AES Indiana
Harding Street Generating Station
Indianapolis, Indiana
ATC Project No. 170LF01277

Well ID		PZ-100D	PZ-100S	PZ-101S	PZ-101D
Sample Date		5/13/2022	5/13/2022	5/4/2022	5/4/2022
Pace Lab ID		50316511002	50316511001	50315733004	50315733007
Static Water Elevation	ft MSL	634.91	651.71	645.24	604.02
Field Parameters	**Units**				
Temperature	°C	17.96	17.43	15.86	15.54
Dissolved Oxygen, Field	mg/L	0.25	0.52	2.63	0.22
Conductivity, Field	uS/cm	1758.2	590.97	1573.6	1707.9
ORP, Field	mV	-141.8	-17.3	-73.1	-90.8
pH, Field	Std. Units	7.33	6.77	7.21	7.07
Analytical Data					
Alkalinity, Total as CaCO3	mg/L	260	335	290	266
Alkalinity,Bicarbonate (CaCO3)	mg/L	260	335	290	266
Alkalinity,Carbonate (CaCO3)	mg/L	<2.0	<2.0	<2.0	<2.0
Aluminum, Total	ug/L	<200	<200	<200	<200
Antimony, Total	ug/L	<1.0	<1.0	<1.0	<1.0
Arsenic, Total	ug/L	81.3	2.6	15.6	4.7
Barium, Total	ug/L	59.5	34.4	168	84.1
Beryllium, Total	ug/L	NS	NS	NS	NS
Boron, Total	ug/L	6770	2160	7690	7380
Cadmium, Total	ug/L	<2.0	<2.0	<2.0	<2.0
Calcium, Total	ug/L	232000	176000	233000	223000
Chloride	mg/L	211	267	112	142
Chromium, Total	ug/L	<10.0	<10.0	<10.0	<10.0
Cobalt, Total	ug/L	<1.0	<1.0	<1.0	<1.0
Dissolved Organic Carbon	mg/L	2.0	<4.0	1.3	1.5
Fluoride	mg/L	0.6	2.0	0.22	0.24
Iron, Total	ug/L	3270	1800	5870	3590
Iron, Ferrous	mg/L	<0.20	<0.20	0.71	0.25
Lead, Total	ug/L	<10.0	<10.0	<10.0	<10.0
Lithium, Total	ug/L	81.1	61.2	101	112
Magnesium, Total	ug/L	58600	59900	50300	44400
Manganese, Total	ug/L	230	359	783	416
Manganese, Dissolved	ug/L	232	373	770	420
Mercury	ug/L	NS	NS	NS	NS
Molybdenum, Total	ug/L	152	113	117	183
Molybdenum, Dissolved	ug/L	150	115	120	190
Nitrogen, Nitrate	mg/L	<0.10	0.13	<0.10	<0.10
Nitrogen, Nitrite	mg/L	<0.10	<0.10	<0.10	<0.10
Phosphate as P04	mg/L	0.59	<0.15	<0.15	<0.15
Potassium, Total	ug/L	11900	10700	10900	14100
Radium-226	pCi/L	0.655	0.81	0.947	<0.0783
Radium-228	pCi/L	0.587	0.451	0.895	1.31
Selenium, Total	ug/L	<1.0	<1.0	<1.0	<1.0
Silica, Total	ug/L	12800	15300	12700	12000
Sodium, Total	ug/L	156000	230000	105000	123000
Sulfate	mg/L	579	455	567	648
Sulfide	mg/L	<0.10	<0.10	<0.10	<0.10
Thallium, Total	ug/L	NS	NS	NS	NS
Total Dissolved Solids	mg/L	1490	1530	1260	1270
Total Organic Carbon	mg/L	1.6	<4.0	1.5	1.1
Total Radium	pCi/L	1.24	1.26	1.84	1.39
pH at 25 Degrees C	Std. Units	7.4	7.5	7.3	7.4

Notes:
ft MSL: Elevation, feet mean sea level
°C: Degrees celcius
uS/cm: microsiemen per centimeter
umhos/cm: micromhos per centimeter
NA: Not analyzed
NS: Not Sampled
mV: millivolt
DTP: Dry to pump
Std. Units: standard units
mg/L: milligram per liter
ug/L: microgram per liter
pCi/L: picoCurie per liter
1 - Suspect reading; field sensor not operating properly

Static water elevation listed for a well may have been collected on a date different than date of well sampling.

Table 5
Summary of Soil Results - 2022 Monitoring Well Locations
Multiunit Ash Pond System
AES Indiana
Harding Street Generating Station
Indianapolis, Indiana
ATC Project No. 170LF01277

Well ID		MW-109D (82-84)	MW-109I (54-56)	MW-109S (31-33)	MW-110D (96-98)	MW-110I (68-70)	MW-110S (52-54)	MW-12D1 (78-80)	MW-2D1 (77-79)	MW-45R (34-36)
Sample Date		11/8/2022	11/8/2022	11/8/2022	11/8/2022	11/8/2022	11/8/2022	11/23/2022	12/8/2022	12/8/2022
Pace Lab ID		50330483003	50330483002	50330483001	50330483006	50330483005	50330483004	50332045002	50332961001	50332961002
Analytical Data										
Arsenic, Total	mg/kg	6.1	3.6	3.4	4.1	2.3	3.8	3.3	6.2	2.4
Iron, Total	mg/kg	8420	5320	6090	6310	5500	7780	4660	8960	5610
Lithium, Total	mg/kg	<4.6	<5.5	<4.5	<5.5	<5	<5.9	<6.1	7.7	5.6
Manganese, Total	mg/kg	286	216	212	325	101	287	36.6	73.2	165
Mean Total Organic Carbon	mg/kg	33900	9000	14800	8320	5320	13600	38800	13000	35400
Molybdenum, Total	mg/kg	2.5	1.5	1.0	1.6	<1	1.7	<1.2	2.4	<1
Percent Moisture	%	4.7	12.1	2.8	10.3	3.4	15.3	23.3	12.8	6.7
RSD%	%	17.3	21	22.8	12.7	5.8	12.7	7	34.9	4.4
Total Organic Carbon	mg/kg	41900	11100	14100	8980	5550	13000	40200	19300	36000
Total Organic Carbon	mg/kg	33800	6480	19100	7670	5520	15800	36200	13300	37100
Total Organic Carbon	mg/kg	28100	9130	15200	7200	4880	11700	36800	9360	35400
Total Organic Carbon	mg/kg	31600	9320	11000	9420	5330	14100	41800.0	10100	33400
pH at 25 Degrees C	Std. Units	8	7.7	7.9	7.9	8	8	6.4	7.8	8.2

Notes:
NA: Not analyzed
Std. Units: standard units
mg/kg: milligram per kilogram

Table 5
Summary of Soil Results - 2022 Monitoring Well Locations
Multiunit Ash Pond System
AES Indiana
Harding Street Generating Station
Indianapolis, Indiana
ATC Project No. 170LF01277

Well ID		MW-4D (78-80)	MW-4I (60-62)	MW-5D (74-76)	MW-6I (62-64)	MW-8D0 (34-36)
Sample Date		11/8/2022	11/8/2022	12/8/2022	11/23/2022	12/8/2022
Pace Lab ID		50330483008	50330483007	50332961003	50332045001	50332961004
Analytical Data						
Arsenic, Total	mg/kg	4.9	5.3	1.9	7.7	12.8
Iron, Total	mg/kg	6610	6980	10100	12800	14200
Lithium, Total	mg/kg	<5.5	<5.1	<5.5	14.8	7.8
Manganese, Total	mg/kg	216	231	56.8	342	346
Mean Total Organic Carbon	mg/kg	6050	26000	<721	29100	939
Molybdenum, Total	mg/kg	3.3	2.4	1.5	4.3	2.6
Percent Moisture	%	12.5	9	16.3	14	14.2
RSD%	%	40.2	27.8	11.9	8.4	4.6
Total Organic Carbon	mg/kg	8140	21300	<723	30700	988
Total Organic Carbon	mg/kg	3500	25000	<718	27500	888
Total Organic Carbon	mg/kg	8130	36500	<722	31600	959
Total Organic Carbon	mg/kg	4440		<719	26500	922
pH at 25 Degrees C	Std. Units	7.4	7.6	7.7	7.1	7.7

Notes:
NA: Not analyzed
Std. Units: standard units
mg/kg: milligram per kilogram

Table 6
Groundwater Protection Standards -
November 2021 and May 2022
Multiunit Ash Pond System
AES Indiana
Harding Street Generating Station
Indianapolis, Indiana
ATC Project No. 170LF01277

Parameter	Antimony	Arsenic	Barium	Beryllium	Cadmium	Chromium	Cobalt	Fluoride	Lead	Lithium	Mercury	Molybdenum	Selenium	Thallium	Radium 226/228 Combined
Units	ug/L	ug/L	ug/L	ug/L	ug/L	ug/L	ug/L	mg/L	ug/L	ug/L	ug/L	ug/L	ug/L	ug/L	pCi/L
Shallow Zone GWPS	6	10	2000	4	5	100	6	4	15	40	2	100	50	2	5
Deep Zone GWPS	6	10	2000	4	5	100	6	4	15	40	2	100	50	2	5

Notes:
ug/L = micrograms per liter (ppb)
mg/L = milligrams per liter (ppm)
pCi/L = picoCuries per liter
GWPS = Groundwater Protection Standard

ATTACHMENT A

OCTOBER 2021

Table A-1
Gauging Summary
October 29, 2021
AES Indiana
Harding Street Generating Station
ATC Project No. 170LF01115

Well	Date	Time	DTW, from top of Reference Point	Reference Point Elevation (TOC)		SWE, ft MSL	Notes
Existing CCR Well Network							
MW-1S	10/29/2021	10:02	10.58	675.33		664.75	
MW-1D	10/29/2021	9:59	10.31	675.17		664.86	
MW-2S	10/29/2021	11:24	17.77	684.99		667.22	
MW-2D	10/29/2021	11:20	17.93	685.20		667.27	
MW-3S	10/29/2021	11:19	24.85	688.98		664.13	
MW-3D	10/29/2021	11:21	24.80	688.82		664.02	
MW-4S	10/29/2021	10:53	33.00	689.29		656.29	
MW-5S	10/29/2021	10:24	31.01	689.43		658.42	
MW-6S	10/29/2021	9:48	33.20	695.67		662.47	
MW-7S	10/29/2021	10:25	38.12	696.76		658.64	
MW-7D	10/29/2021	10:30	37.70	696.29		658.59	
MW-8S	10/29/2021	8:40	11.86	672.78		660.92	
MW-9S	10/29/2021	10:40	dry to pump (34.2)	689.02		<654.82	
MW-9I	10/29/2021	10:36	35.83	689.11		653.28	
MW-9D	10/29/2021	10:38	36.08	689.27		653.19	
MW-10S	10/29/2021	9:48	26.72	691.10		664.38	
MW-10D	10/29/2021	9:46	26.92	691.28		664.36	
MW-11S	10/29/2021	8:53	28.42	686.17		657.75	
MW-11D	10/29/2021	8:55	26.38	686.17		659.79	
MW-12S	10/29/2021	10:28	dry to pump (35.3)	688.82		<653.52	
MW-12D	10/29/2021	10:26	35.81	688.73		652.92	
MW-13S	10/29/2021	10:00	36.12	696.08		659.96	
MW-13D	10/29/2021	9:58	36.83	696.78		659.95	
MW-14D	10/29/2021	8:59	38.94	697.88		658.94	
MW-15S	10/29/2021	12:25	16.07	685.46		669.39	
MW-15I	10/29/2021	12:30	16.09	685.59		669.50	
MW-15D	10/29/2021	12:35	15.82	685.20		669.38	
Nature & Extent Wells/Piezometers							
M-4	10/29/2021	10:09	35.04	693.25		658.21	
PZ-100S	10/29/2021	10:45	28.49	681.79		653.30	
PZ-100D	10/29/2021	10:47	46.10	681.84		635.74	
PZ-101S	10/29/2021	10:38	43.56	689.36		645.80	
PZ-101D	10/29/2021	10:40	83.96	689.40		605.44	
MW-102S	10/29/2021	11:48	56.02	677.10		621.08	
MW-102D	10/29/2021	12:00	60.10	677.48		617.38	
MW-103S	10/29/2021	11:13	35.71	701.27		665.56	
MW-103I	10/29/2021	11:15	86.92	701.26		614.34	
MW-103D	10/29/2021	11:17	90.01	701.54		611.53	
MW-104S	10/29/2021	12:15	56.88	676.60		619.72	
MW-104D	10/29/2021	12:17	86.82	677.01		590.19	
MW-105S	10/29/2021	11:25	25.87	661.47		635.60	
MW-105I	10/29/2021	11:27	53.12	661.37		608.25	
MW-105D	10/29/2021	11:29	59.75	661.04		601.29	
MW-106S	10/29/2021	11:37	33.13	671.05		637.92	
MW-106I	10/29/2021	11:35	61.02	671.05		610.03	
MW-106D	10/29/2021	11:33	62.6	671.00		608.40	
MW-107S	10/29/2021	10:56	4.65	658.23		653.58	
MW-107I	10/29/2021	10:58	34.00	658.47		624.47	
MW-107D	10/29/2021	11:00	35.91	658.55		622.64	
MW-108S	10/29/2021	12:05	32.45	642.22		609.77	
MW-108D	10/29/2021	12:07	45.65	642.03		596.38	
Historic Piezometers/Wells							
M-3	10/29/2021	10:12	9.23	693.58		684.35	
M-6	10/29/2021	10:10	7.71	676.52		668.81	
P-2	10/29/2021	11:02	9.47	675.73		666.26	
P-3	10/29/2021	12:17	16.44	685.67		-	
P-4	10/29/2021	12:11	15.95	684.53		668.58	
P-5	10/29/2021	12:05	15.12	683.75		668.63	
P-6	10/29/2021	11:45	9.74	677.49		667.75	
PZ-1	10/29/2021	8:39	DRY	714.54		DRY	
PZ-2	10/29/2021	8:43	DRY	714.91		DRY	
PZ-3	10/29/2021	9:16	45.25	713.81		668.56	
PZ-5	10/29/2021	8:30	40.63	714.52		673.89	
PZ-6	10/29/2021	11:13	18.13	688.21		670.08	
PZ-7	10/29/2021	11:25	15.13	684.73		669.60	
PZ-8	10/29/2021	Not Gauged		683.96		-	

Table A-1
Gauging Summary
October 29, 2021
AES Indiana
Harding Street Generating Station
ATC Project No. 170LF01115

Well	Date	Time	DTW, from top of Reference Point	Reference Point Elevation (TOC)		SWE, ft MSL	Notes
PZ-9	10/29/2021	10:57	26.83	683.86		657.03	
PZ-10	10/29/2021	Not Gauged		683.91		-	
PZ-11	10/29/2021	Not Gauged		685.12		-	
PZ-12	10/29/2021	9:22	33.27	709.68		676.41	
PZ-13	10/29/2021	10:15	19.10	698.01		678.91	
PZ-14		Not gauged - riser has bercome detached ~ 4 ft below grade		708.67		708.67	
Ash Pond Piezometers							
P1 PZ-1S	10/29/2021	11:06	10.67	687.30		676.63	
P1 PZ-1D	10/29/2021	11:09	21.31	687.25		665.94	
P2 PZ-1S	10/29/2021	8:31	51.77	717.16		665.39	
P2 PZ-1D	10/29/2021	8:33	54.07	716.33		662.26	
P2 PZ-2S	10/29/2021	9:32	39.75	707.15		667.40	
P2 PZ-2D	10/29/2021	9:35	47.90	706.92		659.02	
P2 PZ-3S	10/29/2021	9:09	53.53	718.21		664.68	
P2 PZ-3D	10/29/2021	9:12	58.29	718.19		659.90	
P2 A/B PZ-1S	10/29/2021	10:56	25.70	691.55		665.85	
P2 A/B PZ-1D	10/29/2021	10:59	26.06	691.19		665.13	
P2 A/B PZ-2S	10/29/2021	10:49	24.41	689.49		665.08	
P2 A/B PZ-2D	10/29/2021	10:52	26.83	689.06		662.23	
P3 PZ-1S	10/29/2021	11:46	9.62	680.52		670.90	
P3 PZ-1D	10/29/2021	11:41	14.46	681.15		666.69	
Drive Point Piezometers							
HA PZ-1	10/29/2021	11:27	4.34	670.80		666.46	
HA PZ-2	10/29/2021	9:45	7.37	670.56		663.19	
HA PZ-3	10/29/2021	9:34	9.45	671.08		661.63	
HA PZ-4	10/29/2021	9:26	3.74	663.67		659.93	
HA PZ-5	10/29/2021	9:18	8.35	667.91		659.56	

Well	Date	Time	Water Gauge Level (ft)	Reference Point Elevation (top of gage placard)	Staff Total Height (ft)*	SWE, ft MSL	Notes
Survey Shot SG-2	-	-	-	-	-		Not measured
Survey Shot SG-3	-	-	-	-	-		Not measured
Survey Shot SG-4	-	-	-	-	-		Not measured
Survey Shot SG-5	-	-	-	-	-		Not measured

USGS 03353611 - White River at Harding Street Generating Station (upstream of lowhead dam)

	Date	Time	Gage Height Above Datum (ft)	Datum Height		SWE, ft MSL	Notes
River Gage	10/29/2021	8:00	5.44	662.73		668.17	

Flow Rate Calculations - October 2021
AES Indiana Harding Street Generating Station
Indianapolis, Indiana
ATC Project No. 170LF01277

HSS SHALLOW ZONE FIGURE 1		**HSS**		**HANSON**	
10/29/2021	Flow Rate Line	FR1	FR2	FR3	FR4
$v = Q/n_eA^1 = KI/n_e$					
ΔH (ft)	Potentiometric Surface Hydraulic Head Change	10	15	35	50
ΔL (ft)	Flow Line Length	1850	1765	530	1505
K (hydraulic conductivity (ft/day))	(2016 C/PC Plan)	308	308	308	308
I ($\Delta H/\Delta L$)		0.0054	0.0085	0.066	0.033
n_e (effective porosity, dimensionless)	(2016 C/PC Plan)	0.35	0.35	0.35	0.35
v (ft/day)		4.8	7.5	58	29
HSS DEEP ZONE FIGURE 2		**HSS**		**HANSON**	
10/29/2021	Flow Rate Line	FR1	FR2	FR3	FR4
$v = Q/n_eA^1 = KI/n_e$					
ΔH (ft)	Potentiometric Surface Hydraulic Head Change	5	5	50	65
ΔL (ft)	Flow Line Length	1160	850	350	1805
K (hydraulic conductivity (ft/day))	(2016 C/PC Plan)	308	308	308	308
I ($\Delta H/\Delta L$)		0.0043	0.0059	0.14	0.036
n_e (effective porosity, dimensionless)	(2016 C/PC Plan)	0.35	0.35	0.35	0.35
v (ft/day)		3.8	5.2	120	32

Notes

1 - Average linear velocity equation from Fetter, C.W., 1980, Applied Hydrogeology: Merrill Publishing Company, 592 p.

Flow line paths are plotted to be consistent between Nov 2021 and May 2022 events.

MAY 2022

Table A-2
Gauging Summary
May 2, 2022
AES Indiana
Harding Street Generating Station
ATC Project No. 170LF01277

Well	Date	Time	DTW, from top of Reference Point	Reference Point Elevation (TOC)		SWE, ft MSL	Notes
Existing CCR Well Network							
MW-1S	5/2/2022	10:04	12.01	675.33		663.32	
MW-1D	5/2/2022	10:02	11.74	675.17		663.43	
MW-2S	5/2/2022	11:33	19.32	684.99		665.67	
MW-2D	5/2/2022	11:44	18.55	685.20		666.65	
MW-3S	5/2/2022	11:19	26.02	688.98		662.96	
MW-3D	5/2/2022	11:19	26.07	688.82		662.75	
MW-4S	5/2/2022	11:03	DRY	689.29		DRY	
MW-5S	5/2/2022	11:53	32.32	689.43		657.11	
MW-6S	5/2/2022	11:27	33.76	695.67		661.91	
MW-7S	5/2/2022	11:13	38.63	696.76		658.13	
MW-7D	5/2/2022	11:15	38.21	696.29		658.08	
MW-8S	5/2/2022	10:14	14.49	672.78		658.29	
MW-9S	5/2/2022	10:59	DRY	689.02		DRY	
MW-9I	5/2/2022	11:01	36.25	689.11		652.86	
MW-9D	5/2/2022	10:59	36.48	689.27		652.79	
MW-10S	5/2/2022	14:07	27.45	691.10		663.65	
MW-10D	5/2/2022	14:08	27.68	691.28		663.60	
MW-11S	5/2/2022	12:20	30.74	686.17		655.43	
MW-11D	5/2/2022	12:25	29.13	686.17		657.04	
MW-12S	5/2/2022	11:56	DRY	688.82		DRY	
MW-12D	5/2/2022	11:56	37.05	688.73		651.68	
MW-13S	5/2/2022	11:26	36.37	696.08		659.71	
MW-13D	5/2/2022	11:23	37.12	696.78		659.66	
MW-14D	5/2/2022	12:31	40.62	697.88		657.26	
MW-15S	5/2/2022	12:15	17.00	685.46		668.46	
MW-15I	5/2/2022	12:16	16.40	685.59		669.19	
MW-15D	5/2/2022	12:17	16.43	685.20		668.77	
Nature & Extent Wells/Piezometers							
M-4	5/2/2022	10:48	35.85	693.25		657.40	
PZ-100S	5/2/2022	11:05	30.08	681.79		651.71	
PZ-100D	5/2/2022	11:06	46.93	681.84		634.91	
PZ-101S	5/2/2022	10:59	44.12	689.36		645.24	
PZ-101D	5/2/2022	10:58	85.38	689.40		604.02	
MW-102S	5/2/2022	10:40	56.97	677.10		620.13	
MW-102D	5/2/2022	10:42	59.90	677.48		617.58	
MW-103S	5/2/2022	10:25	35.35	701.27		665.92	
MW-103I	5/2/2022	10:26	89.93	701.26		611.33	
MW-103D	5/2/2022	10:27	91.90	701.54		609.64	
MW-104S	5/2/2022	10:35	DRY	676.60		DRY	
MW-104D	5/2/2022	10:38	87.80	677.01		589.21	
MW-105S	5/2/2022	10:15	24.94	661.47		636.53	
MW-105I	5/2/2022	10:16	53.28	661.37		608.09	
MW-105D	5/2/2022	10:17	46.65	661.04		614.39	
MW-106S	5/2/2022	10:10	21.61	671.05		649.44	
MW-106I	5/2/2022	10:11	60.95	671.05		610.10	
MW-106D	5/2/2022	10:12	62.59	671.00		608.41	
MW-107S	5/2/2022	9:56	5.48	658.23		652.75	
MW-107I	5/2/2022	9:55	34.66	658.47		623.81	
MW-107D	5/2/2022	9:54	35.92	658.55		622.63	
MW-108S	5/2/2022	10:50	32.81	642.22		609.41	
MW-108D	5/2/2022	10:52	46.11	642.03		595.92	
Historic Piezometers/Wells							
M-3	5/2/2022	10:45	9.34	693.58		684.24	
M-6	5/2/2022	10:25	7.67	676.52		668.85	
P-2	5/2/2022	11:14	10.66	675.73		665.07	
P-3	5/2/2022	12:20	17.30	685.67		-	
P-4	5/2/2022	12:30	17.03	684.53		667.50	
P-5	5/2/2022	12:25	15.40	683.75		668.35	
P-6	5/2/2022	12:40	10.05	677.49		667.44	
PZ-1	5/2/2022	12:00	dry (45.0 ft)	714.54		<669.54	
PZ-2	5/2/2022	12:03	45.97	714.91		668.94	
PZ-3	5/2/2022	11:00	43.42	713.81		670.39	
PZ-5	5/2/2022	11:42	41.35	714.52		673.17	
PZ-6	5/2/2022	11:29	17.84	688.21		670.37	
PZ-7	5/2/2022	12:24	14.38	684.73		670.35	
PZ-8	5/2/2022	11:18	dry	683.96		#VALUE!	
PZ-9	5/2/2022	11:06	28.04	683.86		655.82	
PZ-10	5/2/2022	11:09	33.01	683.91		650.90	

Table A-2
Gauging Summary
May 2, 2022
AES Indiana
Harding Street Generating Station
ATC Project No. 170LF01277

Well	Date	Time	DTW, from top of Reference Point	Reference Point Elevation (TOC)		SWE, ft MSL	Notes
PZ-11	5/2/2022	14:00	23.58	685.12		661.54	
PZ-12	5/2/2022	10:57	30.81	709.68		678.87	
PZ-13	5/2/2022	10:55	17.42	698.01		680.59	
PZ-14	5/2/2022	Not gauged - riser has bercome detached ~ 4 ft below grade		708.67		708.67	
Ash Pond Piezometers							
P1 PZ-1S	5/2/2022	11:49	13.40	687.30		673.90	
P1 PZ-1D	5/2/2022	11:49	22.15	687.25		665.10	
P2 PZ-1S	5/2/2022	11:55	50.37	717.16		666.79	
P2 PZ-1D	5/2/2022	11:51	55.44	716.33		660.89	
P2 PZ-2S	5/2/2022	12:40	37.05	707.15		670.10	
P2 PZ-2D	5/2/2022	12:42	48.53	706.92		658.39	
P2 PZ-3S	5/2/2022	12:49	52.87	718.21		665.34	
P2 PZ-3D	5/2/2022	12:51	60.54	718.19		657.65	
P2 A/B PZ-1S	5/2/2022	13:45	26.11	691.55		665.44	
P2 A/B PZ-1D	5/2/2022	13:46	26.53	691.19		664.66	
P2 A/B PZ-2S	5/2/2022	13:50	24.76	689.49		664.73	
P2 A/B PZ-2D	5/2/2022	13:52	25.87	689.06		663.19	
P3 PZ-1S	5/2/2022	11:26	9.98	680.52		670.54	
P3 PZ-1D	5/2/2022	11:26	15.25	681.15		665.90	
Drive Point Piezometers							
HA PZ-1		11:45	4.35	670.80		666.45	
HA PZ-2	5/2/2022	9:37	9.34	670.56		661.22	
HA PZ-3	5/2/2022	9:26	11.57	671.08		659.51	
HA PZ-4	5/2/2022	9:17	2.33	663.67		661.34	
HA PZ-5	5/2/2022	9:10	7.71	667.91		660.20	

Well	Date	Time	Water Gauge Level (ft)	Reference Point Elevation (top of gage placard)	Staff Total Height (ft)*	SWE, ft MSL	Notes
Survey Shot SG-2	5/2/2022	8:43	-	-	-	662.65	AES surveyor surveyed water level in front of piezometer
Survey Shot SG-3	5/2/2022	8:52	-	-	-	662.35	AES surveyor surveyed water level in front of piezometer
Survey Shot SG-4	5/2/2022	9:01	-	-	-	661.89	AES surveyor surveyed water level in front of piezometer
Survey Shot SG-5	5/2/2022	9:10	-	-	-	661.96	AES surveyor surveyed water level in front of piezometer

USGS 03353611 - White River at Harding Street Generating Station (upstream of lowhead dam)

	Date	Time	Gage Height Above Datum (ft)	Datum Height		SWE, ft MSL	Notes
River Gage	5/2/2022	9:00	6.87	662.73		669.6	river peaked at 630am 5/2/2022 and was starting to decline

Flow Rate Calculations - May 2022
AES Indiana Harding Street Generating Station
Indianapolis, Indiana
ATC Project No. 170LF01277

HSS SHALLOW ZONE FIGURE 5		**HSS**		**HANSON**	
5/2/2022	Flow Rate Line	FR1	FR2	FR3	FR4
$v = Q/n_eA^1 = KI/n_e$					
ΔH (ft)	Potentiometric Surface Hydraulic Head Change	10	15	40	50
ΔL (ft)	Flow Line Length	1910	1705	530	1520
K (hydraulic conductivity (ft/day))	(2016 C/PC Plan)	308	308	308	308
I ($\Delta H/\Delta L$)		0.0052	0.0088	0.075	0.033
n_e (effective porosity, dimensionless)	(2016 C/PC Plan)	0.35	0.35	0.35	0.35
v (ft/day)		4.6	7.7	66	29
HSS DEEP ZONE FIGURE 6		**HSS**		**HANSON**	
5/2/2022	Flow Rate Line	FR1	FR2	FR3	FR4
$v = Q/n_eA^1 = KI/n_e$					
ΔH (ft)	Potentiometric Surface Hydraulic Head Change	5	5	40	65
ΔL (ft)	Flow Line Length	1210	850	260	1765
K (hydraulic conductivity (ft/day))	(2016 C/PC Plan)	308	308	308	308
I ($\Delta H/\Delta L$)		0.0041	0.0059	0.15	0.037
n_e (effective porosity, dimensionless)	(2016 C/PC Plan)	0.35	0.35	0.35	0.35
v (ft/day)		3.6	5.2	130	33

Notes

1 - Average linear velocity equation from Fetter, C.W., 1980, Applied Hydrogeology: Merrill Publishing Company, 592 p.

Flow line paths are plotted to be consistent between Nov 2021 and May 2022 events.

ATTACHMENT B

NOVEMBER 2021

Pace Analytical Services, LLC
7726 Moller Road
Indianapolis, IN 46268
(317)228-3100

February 14, 2022

Mr. Mark Breting
ATC Group Services
7988 Centerpoint Drive
Suite 100
Indianapolis, IN 46256

RE: Project: Hadring St Profile 1 Report 1
Pace Project No.: 50301756

Dear Mr. Breting:

Enclosed are the analytical results for sample(s) received by the laboratory on November 02, 2021. The results relate only to the samples included in this report. Results reported herein conform to the applicable TNI/NELAC Standards and the laboratory's Quality Manual, where applicable, unless otherwise noted in the body of the report.

The test results provided in this final report were generated by each of the following laboratories within the Pace Network:

- Pace Analytical Services - Indianapolis
- Pace Analytical Services - Greensburg

If you have any questions concerning this report, please feel free to contact me.

Sincerely,

Hayden Putt
hayden.putt@pacelabs.com
(317)228-3145
Project Manager

Enclosures

cc: Mr. Robert Miller, Haley & Aldrich

Pace Analytical Services, LLC
7726 Moller Road
Indianapolis, IN 46268
(317)228-3100

CERTIFICATIONS

Project: Hadring St Profile 1 Report 1
Pace Project No.: 50301756

Pace Analytical Services Pennsylvania

1638 Roseytown Rd Suites 2,3&4, Greensburg, PA 15601
ANAB DOD-ELAP Rad Accreditation #: L2417
Alabama Certification #: 41590
Arizona Certification #: AZ0734
Arkansas Certification
California Certification #: 04222CA
Colorado Certification #: PA01547
Connecticut Certification #: PH-0694
Delaware Certification
EPA Region 4 DW Rad
Florida/TNI Certification #: E87683
Georgia Certification #: C040
Guam Certification
Florida: Cert E871149 SEKS WET
Hawaii Certification
Idaho Certification
Illinois Certification
Indiana Certification
Iowa Certification #: 391
Kansas/TNI Certification #: E-10358
Kentucky Certification #: KY90133
KY WW Permit #: KY0098221
KY WW Permit #: KY0000221
Louisiana DHH/TNI Certification #: LA180012
Louisiana DEQ/TNI Certification #: 4086
Maine Certification #: 2017020
Maryland Certification #: 308
Massachusetts Certification #: M-PA1457
Michigan/PADEP Certification #: 9991
Missouri Certification #: 235
Montana Certification #: Cert0082
Nebraska Certification #: NE-OS-29-14
Nevada Certification #: PA014572018-1
New Hampshire/TNI Certification #: 297617
New Jersey/TNI Certification #: PA051
New Mexico Certification #: PA01457
New York/TNI Certification #: 10888
North Carolina Certification #: 42706
North Dakota Certification #: R-190
Ohio EPA Rad Approval: #41249
Oregon/TNI Certification #: PA200002-010
Pennsylvania/TNI Certification #: 65-00282
Puerto Rico Certification #: PA01457
Rhode Island Certification #: 65-00282
South Dakota Certification
Tennessee Certification #: 02867
Texas/TNI Certification #: T104704188-17-3
Utah/TNI Certification #: PA014572017-9
USDA Soil Permit #: P330-17-00091
Vermont Dept. of Health: ID# VT-0282
Virgin Island/PADEP Certification
Virginia/VELAP Certification #: 460198
Washington Certification #: C868
West Virginia DEP Certification #: 143
West Virginia DHHR Certification #: 9964C
Wisconsin Approve List for Rad
Wyoming Certification #: 8TMS-L

Pace Analytical Services Indianapolis

7726 Moller Road, Indianapolis, IN 46268
Illinois Accreditation #: 200074
Indiana Drinking Water Laboratory #: C-49-06
Kansas/TNI Certification #: E-10177
Kentucky UST Agency Interest #: 80226
Kentucky WW Laboratory ID #: 98019
Michigan Drinking Water Laboratory #9050
Ohio VAP Certified Laboratory #: CL0065
Oklahoma Laboratory #: 9204
Texas Certification #: T104704355
Wisconsin Laboratory #: 999788130
USDA Soil Permit #: P330-19-00257

REPORT OF LABORATORY ANALYSIS

This report shall not be reproduced, except in full,
without the written consent of Pace Analytical Services, LLC.

Pace Analytical Services, LLC
7726 Moller Road
Indianapolis, IN 46268
(317)228-3100

SAMPLE SUMMARY

Project: Hadring St Profile 1 Report 1
Pace Project No.: 50301756

Lab ID	Sample ID	Matrix	Date Collected	Date Received
50301756001	**MW-2S**	Water	11/01/21 10:35	11/02/21 14:30
50301756002	**MW-2D**	Water	11/01/21 12:00	11/02/21 14:30
50301756003	**MW-3S**	Water	11/01/21 15:10	11/02/21 14:30
50301756004	**MW-3D**	Water	11/01/21 15:22	11/02/21 14:30
50301756005	**MW-3D RAD MS**	Water	11/01/21 15:22	11/02/21 14:30
50301756006	**MW-3D RAD MSD**	Water	11/01/21 15:22	11/02/21 14:30
50301756007	**MW-4S**	Water	11/01/21 14:16	11/02/21 14:30
50301756008	**MW-5S**	Water	11/01/21 10:18	11/02/21 14:30
50301756009	**MW-6S**	Water	11/01/21 14:25	11/02/21 14:30
50301756010	**MW-11D**	Water	11/01/21 10:15	11/02/21 14:30
50301756011	**MW-12S**	Water	11/01/21 12:48	11/02/21 14:30
50301756012	**MW-11S**	Water	11/01/21 11:20	11/02/21 14:30
50301756013	**MW-12D**	Water	11/01/21 11:40	11/02/21 14:30
50301756014	**MW-13D**	Water	11/01/21 16:10	11/02/21 14:30
50301756015	**MW-14D**	Water	11/01/21 12:55	11/02/21 14:30
50301756016	**DUP-1**	Water	11/01/21 08:00	11/02/21 14:30

This report shall not be reproduced, except in full,
without the written consent of Pace Analytical Services, LLC.

Pace Analytical Services, LLC
7726 Moller Road
Indianapolis, IN 46268
(317)228-3100

SAMPLE ANALYTE COUNT

Project: Hadring St Profile 1 Report 1
Pace Project No.: 50301756

Lab ID	Sample ID	Method	Analysts	Analytes Reported	Laboratory
50301756001	**MW-2S**	EPA 9056	RID	3	PASI-I
		EPA 6010	JDG	15	PASI-I
		EPA 6010	RAM	2	PASI-I
		EPA 6020	DMT	4	PASI-I
		EPA 903.1	SLC	1	PASI-PA
		EPA 904.0	JC2	1	PASI-PA
		Total Radium Calculation	JAL	1	PASI-PA
		SM 2320B	SWJ	3	PASI-I
		SM 2540C	OAS	1	PASI-I
		SM 4500-H+B	TKG	1	PASI-I
		SM 4500-S2-D	ZM	1	PASI-I
		EPA 353.2	SKK	2	PASI-I
		EPA 365.1	GWA	1	PASI-I
		SM 5310C	GWA	1	PASI-I
		SM 5310C	GWA	1	PASI-I
50301756002	**MW-2D**	EPA 9056	RID	3	PASI-I
		EPA 6010	JDG	15	PASI-I
		EPA 6010	RAM	2	PASI-I
		EPA 6020	DMT	4	PASI-I
		EPA 903.1	SLC	1	PASI-PA
		EPA 904.0	JC2	1	PASI-PA
		Total Radium Calculation	JAL	1	PASI-PA
		SM 2320B	SWJ	3	PASI-I
		SM 2540C	OAS	1	PASI-I
		SM 4500-H+B	TKG	1	PASI-I
		SM 4500-S2-D	ZM	1	PASI-I
		EPA 353.2	SKK	2	PASI-I
		EPA 365.1	GWA	1	PASI-I
		SM 5310C	GWA	1	PASI-I
		SM 5310C	GWA	1	PASI-I
50301756003	**MW-3S**	EPA 9056	RID	3	PASI-I
		EPA 6010	JDG	15	PASI-I
		EPA 6010	RAM	2	PASI-I
		EPA 6020	DMT	4	PASI-I
		EPA 903.1	SLC	1	PASI-PA
		EPA 904.0	JC2	1	PASI-PA
		Total Radium Calculation	JAL	1	PASI-PA

This report shall not be reproduced, except in full,
without the written consent of Pace Analytical Services, LLC.

Pace Analytical Services, LLC
7726 Moller Road
Indianapolis, IN 46268
(317)228-3100

SAMPLE ANALYTE COUNT

Project: Hadring St Profile 1 Report 1
Pace Project No.: 50301756

Lab ID	Sample ID	Method	Analysts	Analytes Reported	Laboratory
		SM 2320B	SWJ	3	PASI-I
		SM 2540C	OAS	1	PASI-I
		SM 4500-H+B	TKG	1	PASI-I
		SM 4500-S2-D	ZM	1	PASI-I
		EPA 353.2	SKK	2	PASI-I
		EPA 365.1	GWA	1	PASI-I
		SM 5310C	GWA	1	PASI-I
		SM 5310C	GWA	1	PASI-I
50301756004	**MW-3D**	EPA 9056	RID	3	PASI-I
		EPA 6010	JDG	15	PASI-I
		EPA 6010	RAM	2	PASI-I
		EPA 6020	DMT	4	PASI-I
		EPA 903.1	SLC	1	PASI-PA
		EPA 904.0	JC2	1	PASI-PA
		Total Radium Calculation	JAL	1	PASI-PA
		SM 2320B	SWJ	3	PASI-I
		SM 2540C	OAS	1	PASI-I
		SM 4500-H+B	TKG	1	PASI-I
		SM 4500-S2-D	ZM	1	PASI-I
		EPA 353.2	SKK	2	PASI-I
		EPA 365.1	GWA	1	PASI-I
		SM 5310C	GWA	1	PASI-I
		SM 5310C	GWA	1	PASI-I
50301756005	**MW-3D RAD MS**	EPA 903.1	SLC	1	PASI-PA
		EPA 904.0	JC2	1	PASI-PA
50301756006	**MW-3D RAD MSD**	EPA 903.1	SLC	1	PASI-PA
		EPA 904.0	JC2	1	PASI-PA
50301756007	**MW-4S**	EPA 9056	RID	3	PASI-I
		EPA 6010	JDG	15	PASI-I
		EPA 6010	RAM	2	PASI-I
		EPA 6020	DMT	4	PASI-I
		EPA 903.1	SLC	1	PASI-PA
		EPA 904.0	JC2	1	PASI-PA
		Total Radium Calculation	JAL	1	PASI-PA
		SM 2320B	SWJ	3	PASI-I
		SM 2540C	OAS	1	PASI-I
		SM 4500-H+B	TKG	1	PASI-I

REPORT OF LABORATORY ANALYSIS

This report shall not be reproduced, except in full,
without the written consent of Pace Analytical Services, LLC.

Pace Analytical Services, LLC
7726 Moller Road
Indianapolis, IN 46268
(317)228-3100

SAMPLE ANALYTE COUNT

Project: Hadring St Profile 1 Report 1
Pace Project No.: 50301756

Lab ID	Sample ID	Method	Analysts	Analytes Reported	Laboratory
		SM 4500-S2-D	ZM	1	PASI-I
		EPA 353.2	SKK	2	PASI-I
		EPA 365.1	GWA	1	PASI-I
		SM 5310C	GWA	1	PASI-I
		SM 5310C	GWA	1	PASI-I
50301756008	**MW-5S**	EPA 9056	RID	3	PASI-I
		EPA 6010	JDG	15	PASI-I
		EPA 6010	RAM	2	PASI-I
		EPA 6020	DMT	4	PASI-I
		EPA 903.1	SLC	1	PASI-PA
		EPA 904.0	JC2	1	PASI-PA
		Total Radium Calculation	JAL	1	PASI-PA
		SM 2320B	SWJ	3	PASI-I
		SM 2540C	OAS	1	PASI-I
		SM 4500-H+B	TKG	1	PASI-I
		SM 4500-S2-D	ZM	1	PASI-I
		EPA 353.2	SKK	2	PASI-I
		EPA 365.1	GWA	1	PASI-I
		SM 5310C	GWA	1	PASI-I
		SM 5310C	GWA	1	PASI-I
50301756009	**MW-6S**	EPA 9056	RID	3	PASI-I
		EPA 6010	JDG	15	PASI-I
		EPA 6010	RAM	2	PASI-I
		EPA 6020	DMT	4	PASI-I
		EPA 903.1	SLC	1	PASI-PA
		EPA 904.0	JC2	1	PASI-PA
		Total Radium Calculation	JAL	1	PASI-PA
		SM 2320B	SWJ	3	PASI-I
		SM 2540C	OAS	1	PASI-I
		SM 4500-H+B	TKG	1	PASI-I
		SM 4500-S2-D	ZM	1	PASI-I
		EPA 353.2	SKK	2	PASI-I
		EPA 365.1	GWA	1	PASI-I
		SM 5310C	GWA	1	PASI-I
		SM 5310C	GWA	1	PASI-I
50301756010	**MW-11D**	EPA 9056	RID	3	PASI-I
		EPA 6010	JDG	15	PASI-I

This report shall not be reproduced, except in full,
without the written consent of Pace Analytical Services, LLC.

Pace Analytical Services, LLC
7726 Moller Road
Indianapolis, IN 46268
(317)228-3100

SAMPLE ANALYTE COUNT

Project: Hadring St Profile 1 Report 1
Pace Project No.: 50301756

Lab ID	Sample ID	Method	Analysts	Analytes Reported	Laboratory
		EPA 6010	RAM	2	PASI-I
		EPA 6020	DMT	4	PASI-I
		EPA 903.1	SLC	1	PASI-PA
		EPA 904.0	JC2	1	PASI-PA
		Total Radium Calculation	JAL	1	PASI-PA
		SM 2320B	SWJ	3	PASI-I
		SM 2540C	OAS	1	PASI-I
		SM 4500-H+B	TKG	1	PASI-I
		SM 4500-S2-D	ZM	1	PASI-I
		EPA 353.2	SKK	2	PASI-I
		EPA 365.1	GWA	1	PASI-I
		SM 5310C	GWA	1	PASI-I
		SM 5310C	GWA	1	PASI-I
50301756011	**MW-12S**	EPA 9056	RID	3	PASI-I
		EPA 6010	JDG	15	PASI-I
		EPA 6010	RAM	2	PASI-I
		EPA 6020	DMT	4	PASI-I
		EPA 903.1	SLC	1	PASI-PA
		EPA 904.0	JC2	1	PASI-PA
		Total Radium Calculation	JAL	1	PASI-PA
		SM 2320B	SWJ	3	PASI-I
		SM 2540C	OAS	1	PASI-I
		SM 4500-H+B	TKG	1	PASI-I
		SM 4500-S2-D	ZM	1	PASI-I
		EPA 353.2	SKK	2	PASI-I
		EPA 365.1	GWA	1	PASI-I
		SM 5310C	GWA	1	PASI-I
		SM 5310C	GWA	1	PASI-I
50301756012	**MW-11S**	EPA 9056	RID	3	PASI-I
		EPA 6010	JDG	15	PASI-I
		EPA 6010	RAM	2	PASI-I
		EPA 6020	DMT	4	PASI-I
		EPA 903.1	SLC	1	PASI-PA
		EPA 904.0	JC2	1	PASI-PA
		Total Radium Calculation	JAL	1	PASI-PA
		SM 2320B	SWJ	3	PASI-I
		SM 2540C	OAS	1	PASI-I

REPORT OF LABORATORY ANALYSIS

This report shall not be reproduced, except in full,
without the written consent of Pace Analytical Services, LLC.

Pace Analytical Services, LLC
7726 Moller Road
Indianapolis, IN 46268
(317)228-3100

SAMPLE ANALYTE COUNT

Project: Hadring St Profile 1 Report 1
Pace Project No.: 50301756

Lab ID	Sample ID	Method	Analysts	Analytes Reported	Laboratory
		SM 4500-H+B	TKG	1	PASI-I
		SM 4500-S2-D	ZM	1	PASI-I
		EPA 353.2	SKK	2	PASI-I
		EPA 365.1	GWA	1	PASI-I
		SM 5310C	GWA	1	PASI-I
		SM 5310C	GWA	1	PASI-I
50301756013	**MW-12D**	EPA 9056	RMR	3	PASI-I
		EPA 6010	JDG	15	PASI-I
		EPA 6010	RAM	2	PASI-I
		EPA 6020	DMT	4	PASI-I
		EPA 903.1	SLC	1	PASI-PA
		EPA 904.0	JC2	1	PASI-PA
		Total Radium Calculation	JAL	1	PASI-PA
		SM 2320B	SWJ	3	PASI-I
		SM 2540C	OAS	1	PASI-I
		SM 4500-H+B	TKG	1	PASI-I
		SM 4500-S2-D	ZM	1	PASI-I
		EPA 353.2	SKK	2	PASI-I
		EPA 365.1	GWA	1	PASI-I
		SM 5310C	GWA	1	PASI-I
		SM 5310C	GWA	1	PASI-I
50301756014	**MW-13D**	EPA 9056	RMR	3	PASI-I
		EPA 6010	JDG	15	PASI-I
		EPA 6010	RAM	2	PASI-I
		EPA 6020	DMT	4	PASI-I
		EPA 903.1	SLC	1	PASI-PA
		EPA 904.0	JC2	1	PASI-PA
		Total Radium Calculation	JAL	1	PASI-PA
		SM 2320B	SWJ	3	PASI-I
		SM 2540C	OAS	1	PASI-I
		SM 4500-H+B	TKG	1	PASI-I
		SM 4500-S2-D	ZM	1	PASI-I
		EPA 353.2	SKK	2	PASI-I
		EPA 365.1	GWA	1	PASI-I
		SM 5310C	GWA	1	PASI-I
		SM 5310C	GWA	1	PASI-I
50301756015	**MW-14D**	EPA 9056	RMR	3	PASI-I

REPORT OF LABORATORY ANALYSIS

This report shall not be reproduced, except in full,
without the written consent of Pace Analytical Services, LLC.

Pace Analytical Services, LLC
7726 Moller Road
Indianapolis, IN 46268
(317)228-3100

SAMPLE ANALYTE COUNT

Project: Hadring St Profile 1 Report 1
Pace Project No.: 50301756

Lab ID	Sample ID	Method	Analysts	Analytes Reported	Laboratory
		EPA 6010	JDG	15	PASI-I
		EPA 6010	RAM	2	PASI-I
		EPA 6020	DMT	4	PASI-I
		EPA 903.1	SLC	1	PASI-PA
		EPA 904.0	JC2	1	PASI-PA
		Total Radium Calculation	JAL	1	PASI-PA
		SM 2320B	SWJ	3	PASI-I
		SM 2540C	OAS	1	PASI-I
		SM 4500-H+B	TKG	1	PASI-I
		SM 4500-S2-D	ZM	1	PASI-I
		EPA 353.2	SKK	2	PASI-I
		EPA 365.1	GWA	1	PASI-I
		SM 5310C	GWA	1	PASI-I
		SM 5310C	GWA	1	PASI-I
50301756016	**DUP-1**	EPA 9056	RMR	3	PASI-I
		EPA 6010	JDG	15	PASI-I
		EPA 6010	RAM	2	PASI-I
		EPA 6020	DMT	4	PASI-I
		EPA 903.1	SLC	1	PASI-PA
		EPA 904.0	JC2	1	PASI-PA
		Total Radium Calculation	JAL	1	PASI-PA
		SM 2320B	SWJ	3	PASI-I
		SM 2540C	OAS	1	PASI-I
		SM 4500-H+B	TKG	1	PASI-I
		SM 4500-S2-D	ZM	1	PASI-I
		EPA 353.2	SKK	2	PASI-I
		EPA 365.1	GWA	1	PASI-I
		SM 5310C	GWA	1	PASI-I
		SM 5310C	GWA	1	PASI-I

PASI-I = Pace Analytical Services - Indianapolis
PASI-PA = Pace Analytical Services - Greensburg

REPORT OF LABORATORY ANALYSIS

This report shall not be reproduced, except in full,
without the written consent of Pace Analytical Services, LLC.

Pace Analytical Services, LLC
7726 Moller Road
Indianapolis, IN 46268
(317)228-3100

SUMMARY OF DETECTION

Project: Hadring St Profile 1 Report 1
Pace Project No.: 50301756

Lab Sample ID / Method	Client Sample ID / Parameters	Result	Units	Report Limit	Analyzed	Qualifiers
50301756001	**MW-2S**					
EPA 9056	Chloride	206	mg/L	25.0	11/05/21 08:22	
EPA 9056	Fluoride	0.50	mg/L	0.10	11/05/21 08:03	P8
EPA 9056	Sulfate	167	mg/L	25.0	11/05/21 08:22	
EPA 6010	Barium	103	ug/L	10.0	11/13/21 10:46	
EPA 6010	Boron	413	ug/L	100	11/13/21 10:46	
EPA 6010	Calcium	83100	ug/L	1000	11/13/21 10:46	
EPA 6010	Iron	3800	ug/L	100	11/13/21 10:46	
EPA 6010	Magnesium	21000	ug/L	1000	11/13/21 10:46	
EPA 6010	Manganese	373	ug/L	10.0	11/13/21 10:46	
EPA 6010	Molybdenum	38.4	ug/L	10.0	11/13/21 10:46	
EPA 6010	Potassium	7140	ug/L	1000	11/13/21 10:46	
EPA 6010	Silica	11400	ug/L	450	11/13/21 10:46	N2
EPA 6010	Sodium	186000	ug/L	1000	11/13/21 10:46	
EPA 6010	Manganese, Dissolved	356	ug/L	10.0	11/11/21 11:55	
EPA 6010	Molybdenum, Dissolved	38.7	ug/L	10.0	11/11/21 11:55	
EPA 6020	Arsenic	28.9	ug/L	1.0	11/05/21 03:58	
EPA 903.1	Radium-226	1.11 ± 0.505 (0.513) C:NA T:93%	pCi/L		12/09/21 14:18	
EPA 904.0	Radium-228	1.12 ± 0.434 (0.628) C:66% T:88%	pCi/L		12/09/21 11:43	
Total Radium Calculation	Total Radium	2.23 ± 0.939 (1.14)	pCi/L		12/14/21 13:39	
SM 2320B	Alkalinity, Total as CaCO3	200	mg/L	2.0	11/04/21 16:03	
SM 2320B	Alkalinity,Bicarbonate (CaCO3)	200	mg/L	2.0	11/04/21 16:03	
SM 2540C	Total Dissolved Solids	870	mg/L	20.0	11/03/21 09:59	
SM 4500-H+B	pH at 25 Degrees C	7.4	Std. Units	0.10	11/09/21 10:36	H3
EPA 365.1	Phosphate as P04	0.93	mg/L	0.15	11/11/21 18:40	
SM 5310C	Total Organic Carbon	2.8	mg/L	1.0	11/09/21 18:53	
SM 5310C	Dissolved Organic Carbon	2.7	mg/L	1.0	11/15/21 19:21	
50301756002	**MW-2D**					
EPA 9056	Chloride	291	mg/L	25.0	11/05/21 08:58	
EPA 9056	Fluoride	0.86	mg/L	0.10	11/05/21 08:40	P8
EPA 9056	Sulfate	453	mg/L	25.0	11/05/21 08:58	
EPA 6010	Barium	57.4	ug/L	10.0	11/13/21 10:48	
EPA 6010	Boron	2020	ug/L	100	11/13/21 10:48	
EPA 6010	Calcium	223000	ug/L	2000	11/13/21 12:02	
EPA 6010	Iron	2300	ug/L	100	11/13/21 10:48	
EPA 6010	Lithium	56.1	ug/L	20.0	11/13/21 10:48	
EPA 6010	Magnesium	54300	ug/L	1000	11/13/21 10:48	
EPA 6010	Manganese	494	ug/L	10.0	11/13/21 10:48	
EPA 6010	Molybdenum	56.4	ug/L	10.0	11/13/21 10:48	
EPA 6010	Potassium	14700	ug/L	1000	11/13/21 10:48	
EPA 6010	Silica	16100	ug/L	450	11/13/21 10:48	N2

REPORT OF LABORATORY ANALYSIS

This report shall not be reproduced, except in full,
without the written consent of Pace Analytical Services, LLC.

Pace Analytical Services, LLC
7726 Moller Road
Indianapolis, IN 46268
(317)228-3100

SUMMARY OF DETECTION

Project: Hadring St Profile 1 Report 1
Pace Project No.: 50301756

Lab Sample ID / Method	Client Sample ID / Parameters	Result	Units	Report Limit	Analyzed	Qualifiers
50301756002	**MW-2D**					
EPA 6010	Sodium	190000	ug/L	1000	11/13/21 10:48	
EPA 6010	Manganese, Dissolved	517	ug/L	10.0	11/11/21 11:57	
EPA 6010	Molybdenum, Dissolved	56.8	ug/L	10.0	11/11/21 11:57	
EPA 6020	Arsenic	3.8	ug/L	1.0	11/05/21 04:02	
EPA 903.1	Radium-226	0.189 ± 0.355 (0.628) C:NA T:102%	pCi/L		12/09/21 14:18	
EPA 904.0	Radium-228	1.39 ± 0.516 (0.770) C:60% T:99%	pCi/L		12/09/21 11:43	
Total Radium Calculation	Total Radium	1.58 ± 0.871 (1.40)	pCi/L		12/14/21 13:39	
SM 2320B	Alkalinity, Total as CaCO3	309	mg/L	2.0	11/04/21 16:03	
SM 2320B	Alkalinity,Bicarbonate (CaCO3)	309	mg/L	2.0	11/04/21 16:03	
SM 2540C	Total Dissolved Solids	1470	mg/L	20.0	11/03/21 10:14	
SM 4500-H+B	pH at 25 Degrees C	7.1	Std. Units	0.10	11/09/21 10:40	H3
SM 5310C	Total Organic Carbon	2.2	mg/L	1.0	11/09/21 19:06	
SM 5310C	Dissolved Organic Carbon	2.6	mg/L	1.0	11/15/21 19:42	
50301756003	**MW-3S**					
EPA 9056	Chloride	122	mg/L	25.0	11/09/21 06:31	
EPA 9056	Fluoride	0.14	mg/L	0.10	11/09/21 06:20	
EPA 9056	Sulfate	98.5	mg/L	2.5	11/05/21 09:35	
EPA 6010	Barium	55.4	ug/L	10.0	11/13/21 10:50	
EPA 6010	Boron	194	ug/L	100	11/13/21 10:50	
EPA 6010	Calcium	99000	ug/L	1000	11/13/21 10:50	
EPA 6010	Magnesium	20800	ug/L	1000	11/13/21 10:50	
EPA 6010	Manganese	1110	ug/L	10.0	11/13/21 10:50	
EPA 6010	Molybdenum	46.7	ug/L	10.0	11/13/21 10:50	
EPA 6010	Potassium	2200	ug/L	1000	11/13/21 10:50	
EPA 6010	Silica	9140	ug/L	450	11/13/21 10:50	N2
EPA 6010	Sodium	76200	ug/L	1000	11/13/21 10:50	
EPA 6010	Molybdenum, Dissolved	34.5	ug/L	10.0	11/11/21 11:59	
EPA 6020	Antimony	7.3	ug/L	1.0	11/04/21 10:05	
EPA 6020	Arsenic	1.6	ug/L	1.0	11/05/21 04:06	
EPA 6020	Selenium	3.6	ug/L	1.0	11/05/21 04:06	
EPA 903.1	Radium-226	-0.325 ± 0.320 (0.764) C:NA T:99%	pCi/L		12/09/21 14:18	
EPA 904.0	Radium-228	0.591 ± 0.386 (0.732) C:63% T:95%	pCi/L		12/09/21 11:43	

REPORT OF LABORATORY ANALYSIS

This report shall not be reproduced, except in full,
without the written consent of Pace Analytical Services, LLC.

Pace Analytical Services, LLC
7726 Moller Road
Indianapolis, IN 46268
(317)228-3100

SUMMARY OF DETECTION

Project: Hadring St Profile 1 Report 1
Pace Project No.: 50301756

Lab Sample ID / Method	Client Sample ID / Parameters	Result	Units	Report Limit	Analyzed	Qualifiers
50301756003	**MW-3S**					
Total Radium Calculation	Total Radium	0.591 ± 0.706 (1.50)	pCi/L		12/14/21 13:39	
SM 2320B	Alkalinity, Total as CaCO3	279	mg/L	2.0	11/04/21 16:03	
SM 2320B	Alkalinity,Bicarbonate (CaCO3)	279	mg/L	2.0	11/04/21 16:03	
SM 2540C	Total Dissolved Solids	548	mg/L	10.0	11/03/21 10:15	
SM 4500-H+B	pH at 25 Degrees C	7.2	Std. Units	0.10	11/09/21 10:47	H3
EPA 353.2	Nitrogen, Nitrate	2.8	mg/L	0.10	11/02/21 18:09	
50301756004	**MW-3D**					
EPA 9056	Chloride	178	mg/L	25.0	11/09/21 06:57	
EPA 9056	Fluoride	0.15	mg/L	0.10	11/09/21 06:45	
EPA 9056	Sulfate	76.4	mg/L	2.5	11/05/21 10:50	
EPA 6010	Barium	66.9	ug/L	10.0	11/13/21 10:52	
EPA 6010	Boron	393	ug/L	100	11/13/21 10:52	
EPA 6010	Calcium	107000	ug/L	1000	11/13/21 10:52	
EPA 6010	Iron	1650	ug/L	100	11/13/21 10:52	
EPA 6010	Magnesium	26100	ug/L	1000	11/13/21 10:52	
EPA 6010	Manganese	241	ug/L	10.0	11/13/21 10:52	
EPA 6010	Potassium	3850	ug/L	1000	11/13/21 10:52	
EPA 6010	Silica	10200	ug/L	450	11/13/21 10:52	N2
EPA 6010	Sodium	77600	ug/L	1000	11/13/21 10:52	
EPA 6010	Manganese, Dissolved	233	ug/L	10.0	11/11/21 12:02	
EPA 6020	Arsenic	3.4	ug/L	1.0	11/05/21 04:19	
EPA 903.1	Radium-226	0.342 ± 0.352 (0.564) C:NA T:100%	pCi/L		12/09/21 14:18	
EPA 904.0	Radium-228	1.14 ± 0.495 (0.820) C:66% T:88%	pCi/L		12/09/21 11:45	
Total Radium Calculation	Total Radium	1.48 ± 0.847 (1.38)	pCi/L		12/14/21 13:39	
SM 2320B	Alkalinity, Total as CaCO3	216	mg/L	2.0	11/04/21 16:03	
SM 2320B	Alkalinity,Bicarbonate (CaCO3)	216	mg/L	2.0	11/04/21 16:03	
SM 2540C	Total Dissolved Solids	615	mg/L	10.0	11/03/21 10:15	
SM 4500-H+B	pH at 25 Degrees C	7.3	Std. Units	0.10	11/09/21 10:49	H3
SM 5310C	Total Organic Carbon	1.1	mg/L	1.0	11/09/21 19:54	
SM 5310C	Dissolved Organic Carbon	1.2	mg/L	1.0	11/15/21 20:21	
50301756005	**MW-3D RAD MS**					
EPA 903.1	Radium-226	84.37 %REC ± NA (NA) C:NA T:NA%	pCi/L		12/09/21 14:18	

REPORT OF LABORATORY ANALYSIS

This report shall not be reproduced, except in full,
without the written consent of Pace Analytical Services, LLC.

Pace Analytical Services, LLC
7726 Moller Road
Indianapolis, IN 46268
(317)228-3100

SUMMARY OF DETECTION

Project: Hadring St Profile 1 Report 1
Pace Project No.: 50301756

Lab Sample ID / Method	Client Sample ID / Parameters	Result	Units	Report Limit	Analyzed	Qualifiers
50301756005	**MW-3D RAD MS**					
EPA 904.0	Radium-228	110.32 %REC ± NA (NA) C:NA T:NA	pCi/L		12/09/21 11:45	
50301756006	**MW-3D RAD MSD**					
EPA 903.1	Radium-226	90.15 %REC 6.62 RPD ± NA (NA) C:NA T:NA%	pCi/L		12/09/21 14:18	
EPA 904.0	Radium-228	105.13 %REC 4.81 RPD ± NA (NA) C:NA T:NA	pCi/L		12/09/21 11:45	
50301756007	**MW-4S**					
EPA 9056	Chloride	27.6	mg/L	25.0	11/05/21 12:40	
EPA 9056	Fluoride	0.10	mg/L	0.10	11/09/21 06:09	
EPA 9056	Sulfate	98.7	mg/L	25.0	11/05/21 12:40	
EPA 6010	Barium	80.8	ug/L	10.0	11/13/21 11:06	
EPA 6010	Boron	3160	ug/L	100	11/13/21 11:06	
EPA 6010	Calcium	155000	ug/L	1000	11/13/21 11:06	
EPA 6010	Lithium	23.4	ug/L	20.0	11/13/21 11:06	
EPA 6010	Magnesium	31500	ug/L	1000	11/13/21 11:06	
EPA 6010	Potassium	2100	ug/L	1000	11/13/21 11:06	
EPA 6010	Silica	11800	ug/L	450	11/13/21 11:06	N2
EPA 6010	Sodium	22100	ug/L	1000	11/13/21 11:06	
EPA 6020	Selenium	20.3	ug/L	1.0	11/05/21 04:48	
EPA 903.1	Radium-226	0.120 ± 0.394 (0.728) C:NA T:96%	pCi/L		12/09/21 14:18	
EPA 904.0	Radium-228	-0.0640 ± 0.400 (0.931) C:66% T:94%	pCi/L		12/09/21 11:45	
Total Radium Calculation	Total Radium	0.120 ± 0.794 (1.66)	pCi/L		12/14/21 13:39	
SM 2320B	Alkalinity, Total as CaCO3	406	mg/L	2.0	11/04/21 16:03	
SM 2320B	Alkalinity,Bicarbonate (CaCO3)	406	mg/L	2.0	11/04/21 16:03	
SM 2540C	Total Dissolved Solids	616	mg/L	10.0	11/03/21 10:15	
SM 4500-H+B	pH at 25 Degrees C	7.0	Std. Units	0.10	11/09/21 10:44	H3
EPA 353.2	Nitrogen, Nitrate	3.4	mg/L	0.10	11/02/21 18:17	
SM 5310C	Dissolved Organic Carbon	1.9	mg/L	1.0	11/15/21 21:21	
50301756008	**MW-5S**					
EPA 9056	Chloride	205	mg/L	25.0	11/05/21 13:17	
EPA 9056	Fluoride	1.9	mg/L	0.10	11/05/21 12:59	P8

REPORT OF LABORATORY ANALYSIS

This report shall not be reproduced, except in full,
without the written consent of Pace Analytical Services, LLC.

Pace Analytical Services, LLC
7726 Moller Road
Indianapolis, IN 46268
(317)228-3100

SUMMARY OF DETECTION

Project: Hadring St Profile 1 Report 1
Pace Project No.: 50301756

Lab Sample ID / Method	Client Sample ID / Parameters	Result	Units	Report Limit	Analyzed	Qualifiers
50301756008	**MW-5S**					
EPA 9056	Sulfate	301	mg/L	25.0	11/05/21 13:17	
EPA 6010	Barium	24.3	ug/L	10.0	11/13/21 11:08	
EPA 6010	Boron	2370	ug/L	100	11/13/21 11:08	
EPA 6010	Calcium	145000	ug/L	1000	11/13/21 11:08	
EPA 6010	Lithium	46.2	ug/L	20.0	11/13/21 11:08	
EPA 6010	Magnesium	41200	ug/L	1000	11/13/21 11:08	
EPA 6010	Manganese	744	ug/L	10.0	11/13/21 11:08	
EPA 6010	Molybdenum	152	ug/L	10.0	11/13/21 11:08	
EPA 6010	Potassium	7620	ug/L	1000	11/13/21 11:08	
EPA 6010	Silica	13900	ug/L	450	11/13/21 11:08	N2
EPA 6010	Sodium	174000	ug/L	1000	11/13/21 11:08	
EPA 6010	Manganese, Dissolved	727	ug/L	10.0	11/11/21 12:10	
EPA 6010	Molybdenum, Dissolved	147	ug/L	10.0	11/11/21 12:10	
EPA 903.1	Radium-226	0.0401 ± 0.342 (0.667) C:NA T:97%	pCi/L		12/09/21 14:31	
EPA 904.0	Radium-228	0.979 ± 0.441 (0.751) C:69% T:92%	pCi/L		12/09/21 11:45	
Total Radium Calculation	Total Radium	1.02 ± 0.783 (1.42)	pCi/L		12/14/21 13:39	
SM 2320B	Alkalinity, Total as CaCO3	291	mg/L	2.0	11/04/21 16:03	
SM 2320B	Alkalinity,Bicarbonate (CaCO3)	291	mg/L	2.0	11/04/21 16:03	
SM 2540C	Total Dissolved Solids	1140	mg/L	20.0	11/03/21 10:15	
SM 4500-H+B	pH at 25 Degrees C	7.2	Std. Units	0.10	11/09/21 10:32	H3
SM 5310C	Total Organic Carbon	1.8	mg/L	1.0	11/09/21 20:43	
SM 5310C	Dissolved Organic Carbon	1.7	mg/L	1.0	11/15/21 21:41	
50301756009	**MW-6S**					
EPA 9056	Chloride	202	mg/L	25.0	11/05/21 14:31	
EPA 9056	Fluoride	1.2	mg/L	0.10	11/05/21 14:13	
EPA 9056	Sulfate	485	mg/L	25.0	11/05/21 14:31	
EPA 6010	Barium	117	ug/L	10.0	11/13/21 11:10	
EPA 6010	Boron	6210	ug/L	100	11/13/21 11:10	
EPA 6010	Calcium	233000	ug/L	2000	11/13/21 12:08	
EPA 6010	Iron	5810	ug/L	100	11/13/21 11:10	
EPA 6010	Lithium	73.0	ug/L	20.0	11/13/21 11:10	
EPA 6010	Magnesium	62900	ug/L	1000	11/13/21 11:10	
EPA 6010	Manganese	1690	ug/L	10.0	11/13/21 11:10	
EPA 6010	Molybdenum	186	ug/L	10.0	11/13/21 11:10	
EPA 6010	Potassium	11500	ug/L	1000	11/13/21 11:10	
EPA 6010	Silica	13100	ug/L	450	11/13/21 11:10	N2
EPA 6010	Sodium	171000	ug/L	1000	11/13/21 11:10	
EPA 6010	Manganese, Dissolved	1460	ug/L	10.0	11/11/21 12:12	
EPA 6010	Molybdenum, Dissolved	150	ug/L	10.0	11/11/21 12:12	
EPA 6020	Arsenic	11.8	ug/L	1.0	11/05/21 04:56	

REPORT OF LABORATORY ANALYSIS

This report shall not be reproduced, except in full,
without the written consent of Pace Analytical Services, LLC.

Pace Analytical Services, LLC
7726 Moller Road
Indianapolis, IN 46268
(317)228-3100

SUMMARY OF DETECTION

Project: Hadring St Profile 1 Report 1
Pace Project No.: 50301756

Lab Sample ID / Method	Client Sample ID / Parameters	Result	Units	Report Limit	Analyzed	Qualifiers
50301756009	**MW-6S**					
EPA 6020	Cobalt	1.6	ug/L	1.0	11/05/21 04:56	
EPA 6020	Selenium	6.0	ug/L	1.0	11/05/21 04:56	
EPA 903.1	Radium-226	-0.234 ± 0.401 (0.882) C:NA T:88%	pCi/L		12/09/21 14:31	
EPA 904.0	Radium-228	0.392 ± 0.375 (0.770) C:67% T:89%	pCi/L		12/09/21 11:45	
Total Radium Calculation	Total Radium	0.392 ± 0.776 (1.65)	pCi/L		12/14/21 13:39	
SM 2320B	Alkalinity, Total as CaCO3	426	mg/L	2.0	11/04/21 16:03	
SM 2320B	Alkalinity,Bicarbonate (CaCO3)	426	mg/L	2.0	11/04/21 16:03	
SM 2540C	Total Dissolved Solids	1440	mg/L	20.0	11/03/21 10:16	
SM 4500-H+B	pH at 25 Degrees C	7.0	Std. Units	0.10	11/09/21 10:46	H3
EPA 353.2	Nitrogen, Nitrate	0.77	mg/L	0.10	11/02/21 18:21	
EPA 365.1	Phosphate as P04	0.62	mg/L	0.15	11/11/21 18:46	
SM 5310C	Total Organic Carbon	1.8	mg/L	1.0	11/09/21 18:36	
SM 5310C	Dissolved Organic Carbon	1.8	mg/L	1.0	11/15/21 22:01	
50301756010	**MW-11D**					
EPA 9056	Chloride	67.3	mg/L	25.0	11/05/21 15:08	
EPA 9056	Fluoride	0.36	mg/L	0.10	11/05/21 14:50	
EPA 9056	Sulfate	530	mg/L	25.0	11/05/21 15:08	
EPA 6010	Barium	23.6	ug/L	10.0	11/13/21 11:12	
EPA 6010	Boron	10900	ug/L	100	11/13/21 11:12	
EPA 6010	Calcium	213000	ug/L	2000	11/13/21 12:10	
EPA 6010	Iron	5300	ug/L	100	11/13/21 11:12	
EPA 6010	Lithium	150	ug/L	20.0	11/13/21 11:12	
EPA 6010	Magnesium	49900	ug/L	1000	11/13/21 11:12	
EPA 6010	Manganese	39.5	ug/L	10.0	11/13/21 11:12	
EPA 6010	Potassium	3010	ug/L	1000	11/13/21 11:12	
EPA 6010	Silica	16500	ug/L	450	11/13/21 11:12	N2
EPA 6010	Sodium	74200	ug/L	1000	11/13/21 11:12	
EPA 6010	Manganese, Dissolved	35.6	ug/L	10.0	11/11/21 12:19	
EPA 6020	Arsenic	14.8	ug/L	1.0	11/05/21 05:00	
EPA 903.1	Radium-226	0.0864 ± 0.268 (0.519) C:NA T:96%	pCi/L		12/09/21 14:31	
EPA 904.0	Radium-228	1.00 ± 0.443 (0.740) C:68% T:95%	pCi/L		12/09/21 11:46	
Total Radium Calculation	Total Radium	1.09 ± 0.711 (1.26)	pCi/L		12/14/21 13:39	

REPORT OF LABORATORY ANALYSIS

This report shall not be reproduced, except in full,
without the written consent of Pace Analytical Services, LLC.

Pace Analytical Services, LLC
7726 Moller Road
Indianapolis, IN 46268
(317)228-3100

SUMMARY OF DETECTION

Project: Hadring St Profile 1 Report 1
Pace Project No.: 50301756

Lab Sample ID / Method	Client Sample ID / Parameters	Result	Units	Report Limit	Analyzed	Qualifiers
50301756010	**MW-11D**					
SM 2320B	Alkalinity, Total as CaCO3	249	mg/L	2.0	11/04/21 16:03	
SM 2320B	Alkalinity,Bicarbonate (CaCO3)	249	mg/L	2.0	11/04/21 16:03	
SM 2540C	Total Dissolved Solids	1160	mg/L	20.0	11/03/21 10:16	
SM 4500-H+B	pH at 25 Degrees C	7.1	Std. Units	0.10	11/09/21 10:31	H3
SM 5310C	Dissolved Organic Carbon	1.3	mg/L	1.0	11/15/21 22:20	
50301756011	**MW-12S**					
EPA 9056	Chloride	177	mg/L	25.0	11/05/21 15:45	
EPA 9056	Fluoride	1.8	mg/L	0.10	11/05/21 15:27	
EPA 9056	Sulfate	486	mg/L	25.0	11/05/21 15:45	
EPA 6010	Barium	31.6	ug/L	10.0	11/13/21 11:15	
EPA 6010	Boron	5870	ug/L	100	11/13/21 11:15	
EPA 6010	Calcium	198000	ug/L	1000	11/13/21 11:15	
EPA 6010	Lithium	73.2	ug/L	20.0	11/13/21 11:15	
EPA 6010	Magnesium	57000	ug/L	1000	11/13/21 11:15	
EPA 6010	Manganese	393	ug/L	10.0	11/13/21 11:15	
EPA 6010	Molybdenum	144	ug/L	10.0	11/13/21 11:15	
EPA 6010	Potassium	9480	ug/L	1000	11/13/21 11:15	
EPA 6010	Silica	15600	ug/L	450	11/13/21 11:15	N2
EPA 6010	Sodium	157000	ug/L	1000	11/13/21 11:15	
EPA 6010	Manganese, Dissolved	404	ug/L	10.0	11/11/21 12:21	
EPA 6010	Molybdenum, Dissolved	137	ug/L	10.0	11/11/21 12:21	
EPA 6020	Antimony	2.8	ug/L	1.0	11/04/21 10:34	
EPA 6020	Arsenic	43.4	ug/L	1.0	11/05/21 05:12	
EPA 6020	Selenium	10.7	ug/L	1.0	11/05/21 05:12	
EPA 903.1	Radium-226	0.000 ± 0.357 (0.703) C:NA T:102%	pCi/L		12/09/21 14:31	
EPA 904.0	Radium-228	0.912 ± 0.481 (0.874) C:64% T:91%	pCi/L		12/09/21 11:46	
Total Radium Calculation	Total Radium	0.912 ± 0.838 (1.58)	pCi/L		12/14/21 13:39	
SM 2320B	Alkalinity, Total as CaCO3	315	mg/L	2.0	11/04/21 16:03	
SM 2320B	Alkalinity,Bicarbonate (CaCO3)	315	mg/L	2.0	11/04/21 16:03	
SM 2540C	Total Dissolved Solids	1350	mg/L	20.0	11/03/21 10:16	
SM 4500-H+B	pH at 25 Degrees C	7.3	Std. Units	0.10	11/09/21 10:41	H3
EPA 353.2	Nitrogen, Nitrate	0.24	mg/L	0.10	11/02/21 18:28	
SM 5310C	Total Organic Carbon	1.3	mg/L	1.0	11/09/21 19:21	
SM 5310C	Dissolved Organic Carbon	2.6	mg/L	1.0	11/15/21 23:19	
50301756012	**MW-11S**					
EPA 9056	Chloride	25.1	mg/L	2.5	11/05/21 16:22	
EPA 9056	Fluoride	1.4	mg/L	0.10	11/05/21 16:03	
EPA 9056	Sulfate	103	mg/L	2.5	11/05/21 16:22	

REPORT OF LABORATORY ANALYSIS

This report shall not be reproduced, except in full,
without the written consent of Pace Analytical Services, LLC.

Pace Analytical Services, LLC
7726 Moller Road
Indianapolis, IN 46268
(317)228-3100

SUMMARY OF DETECTION

Project: Hadring St Profile 1 Report 1
Pace Project No.: 50301756

Lab Sample ID / Method	Client Sample ID / Parameters	Result	Units	Report Limit	Analyzed	Qualifiers
50301756012	**MW-11S**					
EPA 6010	Barium	74.3	ug/L	10.0	11/13/21 11:17	
EPA 6010	Boron	617	ug/L	100	11/13/21 11:17	
EPA 6010	Calcium	50300	ug/L	1000	11/13/21 11:17	
EPA 6010	Iron	194	ug/L	100	11/13/21 11:17	
EPA 6010	Magnesium	29600	ug/L	1000	11/13/21 11:17	
EPA 6010	Molybdenum	76.1	ug/L	10.0	11/13/21 11:17	
EPA 6010	Potassium	2000	ug/L	1000	11/13/21 11:17	
EPA 6010	Silica	13600	ug/L	450	11/13/21 11:17	N2
EPA 6010	Sodium	20800	ug/L	1000	11/13/21 11:17	
EPA 6010	Molybdenum, Dissolved	70.8	ug/L	10.0	11/11/21 12:24	
EPA 6020	Arsenic	2.2	ug/L	1.0	11/05/21 05:17	
EPA 903.1	Radium-226	0.497 ± 0.368 (0.498) C:NA T:101%	pCi/L		12/09/21 14:31	
EPA 904.0	Radium-228	0.571 ± 0.438 (0.869) C:63% T:89%	pCi/L		12/09/21 11:46	
Total Radium Calculation	Total Radium	1.07 ± 0.806 (1.37)	pCi/L		12/14/21 13:39	
SM 2320B	Alkalinity, Total as CaCO3	195	mg/L	2.0	11/04/21 16:03	
SM 2320B	Alkalinity,Bicarbonate (CaCO3)	195	mg/L	2.0	11/04/21 16:03	
SM 2540C	Total Dissolved Solids	421	mg/L	10.0	11/03/21 10:16	
SM 4500-H+B	pH at 25 Degrees C	7.6	Std. Units	0.10	11/09/21 10:38	H3
50301756013	**MW-12D**					
EPA 9056	Chloride	168	mg/L	25.0	11/03/21 20:27	
EPA 9056	Fluoride	1.3	mg/L	0.10	11/03/21 19:54	
EPA 9056	Sulfate	614	mg/L	25.0	11/03/21 20:27	
EPA 6010	Barium	26.8	ug/L	10.0	11/13/21 11:19	
EPA 6010	Boron	7730	ug/L	100	11/13/21 11:19	
EPA 6010	Calcium	218000	ug/L	2000	11/13/21 12:12	
EPA 6010	Iron	2340	ug/L	100	11/13/21 11:19	
EPA 6010	Lithium	95.5	ug/L	20.0	11/13/21 11:19	
EPA 6010	Magnesium	51400	ug/L	1000	11/13/21 11:19	
EPA 6010	Manganese	316	ug/L	10.0	11/13/21 11:19	
EPA 6010	Molybdenum	176	ug/L	10.0	11/13/21 11:19	
EPA 6010	Potassium	13400	ug/L	1000	11/13/21 11:19	
EPA 6010	Silica	13700	ug/L	450	11/13/21 11:19	N2
EPA 6010	Sodium	166000	ug/L	1000	11/13/21 11:19	
EPA 6010	Manganese, Dissolved	343	ug/L	10.0	11/11/21 12:26	
EPA 6010	Molybdenum, Dissolved	171	ug/L	10.0	11/11/21 12:26	
EPA 6020	Arsenic	428	ug/L	5.0	11/05/21 05:45	

REPORT OF LABORATORY ANALYSIS

This report shall not be reproduced, except in full,
without the written consent of Pace Analytical Services, LLC.

Pace Analytical Services, LLC
7726 Moller Road
Indianapolis, IN 46268
(317)228-3100

SUMMARY OF DETECTION

Project: Hadring St Profile 1 Report 1
Pace Project No.: 50301756

Lab Sample ID / Method	Client Sample ID / Parameters	Result	Units	Report Limit	Analyzed	Qualifiers
50301756013	**MW-12D**					
EPA 903.1	Radium-226	0.205 ± 0.349 (0.616) C:NA T:87%	pCi/L		12/09/21 14:31	
EPA 904.0	Radium-228	0.755 ± 0.411 (0.745) C:70% T:88%	pCi/L		12/09/21 11:46	
Total Radium Calculation	Total Radium	0.960 ± 0.760 (1.36)	pCi/L		12/14/21 13:39	
SM 2320B	Alkalinity, Total as CaCO3	254	mg/L	2.0	11/04/21 16:03	
SM 2320B	Alkalinity,Bicarbonate (CaCO3)	254	mg/L	2.0	11/04/21 16:03	
SM 2540C	Total Dissolved Solids	1450	mg/L	20.0	11/03/21 10:16	
SM 4500-H+B	pH at 25 Degrees C	7.5	Std. Units	0.10	11/09/21 10:39	H3
EPA 365.1	Phosphate as P04	0.57	mg/L	0.15	11/17/21 07:35	
SM 5310C	Total Organic Carbon	1.1	mg/L	1.0	11/09/21 20:12	
SM 5310C	Dissolved Organic Carbon	1.3	mg/L	1.0	11/16/21 00:04	
50301756014	**MW-13D**					
EPA 9056	Chloride	299	mg/L	25.0	11/03/21 21:18	
EPA 9056	Fluoride	0.55	mg/L	0.10	11/03/21 20:44	
EPA 9056	Sulfate	484	mg/L	25.0	11/03/21 21:18	
EPA 6010	Barium	30.7	ug/L	10.0	11/13/21 11:21	
EPA 6010	Boron	11400	ug/L	100	11/13/21 11:21	
EPA 6010	Calcium	191000	ug/L	1000	11/13/21 11:21	
EPA 6010	Iron	1940	ug/L	100	11/13/21 11:21	
EPA 6010	Lithium	84.7	ug/L	20.0	11/13/21 11:21	
EPA 6010	Magnesium	53200	ug/L	1000	11/13/21 11:21	
EPA 6010	Manganese	196	ug/L	10.0	11/13/21 11:21	
EPA 6010	Molybdenum	599	ug/L	10.0	11/13/21 11:21	
EPA 6010	Potassium	15800	ug/L	1000	11/13/21 11:21	
EPA 6010	Silica	13300	ug/L	450	11/13/21 11:21	N2
EPA 6010	Sodium	180000	ug/L	1000	11/13/21 11:21	
EPA 6010	Manganese, Dissolved	182	ug/L	10.0	11/11/21 12:28	
EPA 6010	Molybdenum, Dissolved	554	ug/L	10.0	11/11/21 12:28	
EPA 6020	Arsenic	231	ug/L	2.0	11/05/21 05:50	
EPA 903.1	Radium-226	0.370 ± 0.294 (0.382) C:NA T:93%	pCi/L		12/09/21 14:31	
EPA 904.0	Radium-228	1.09 ± 0.446 (0.699) C:67% T:92%	pCi/L		12/09/21 11:46	
Total Radium Calculation	Total Radium	1.46 ± 0.740 (1.08)	pCi/L		12/14/21 13:39	
SM 2320B	Alkalinity, Total as CaCO3	182	mg/L	2.0	11/04/21 16:03	

This report shall not be reproduced, except in full,
without the written consent of Pace Analytical Services, LLC.

Pace Analytical Services, LLC
7726 Moller Road
Indianapolis, IN 46268
(317)228-3100

SUMMARY OF DETECTION

Project: Hadring St Profile 1 Report 1
Pace Project No.: 50301756

Lab Sample ID / Method	Client Sample ID / Parameters	Result	Units	Report Limit	Analyzed	Qualifiers
50301756014	**MW-13D**					
SM 2320B	Alkalinity,Bicarbonate (CaCO3)	182	mg/L	2.0	11/04/21 16:03	
SM 2540C	Total Dissolved Solids	1430	mg/L	20.0	11/03/21 10:17	
SM 4500-H+B	pH at 25 Degrees C	7.6	Std. Units	0.10	11/09/21 10:51	H3
EPA 365.1	Phosphate as P04	0.34	mg/L	0.15	11/17/21 07:36	
SM 5310C	Total Organic Carbon	1.8	mg/L	1.0	11/09/21 20:32	
SM 5310C	Dissolved Organic Carbon	2.2	mg/L	1.0	11/16/21 00:24	
50301756015	**MW-14D**					
EPA 9056	Chloride	283	mg/L	25.0	11/03/21 22:42	
EPA 9056	Fluoride	0.20	mg/L	0.10	11/03/21 21:35	
EPA 9056	Sulfate	1830	mg/L	25.0	11/03/21 22:42	
EPA 6010	Aluminum	328	ug/L	200	11/13/21 11:23	
EPA 6010	Barium	51.5	ug/L	10.0	11/13/21 11:23	
EPA 6010	Boron	42400	ug/L	100	11/13/21 11:23	
EPA 6010	Calcium	504000	ug/L	5000	11/13/21 12:14	
EPA 6010	Iron	2460	ug/L	100	11/13/21 11:23	
EPA 6010	Lithium	751	ug/L	20.0	11/13/21 11:23	
EPA 6010	Magnesium	123000	ug/L	1000	11/13/21 11:23	
EPA 6010	Manganese	293	ug/L	10.0	11/13/21 11:23	
EPA 6010	Molybdenum	257	ug/L	10.0	11/13/21 11:23	
EPA 6010	Potassium	55200	ug/L	1000	11/13/21 11:23	
EPA 6010	Silica	11000	ug/L	450	11/13/21 11:23	N2
EPA 6010	Sodium	290000	ug/L	5000	11/13/21 12:14	
EPA 6010	Manganese, Dissolved	288	ug/L	10.0	11/11/21 12:30	
EPA 6010	Molybdenum, Dissolved	242	ug/L	10.0	11/11/21 12:30	
EPA 6020	Arsenic	113	ug/L	1.0	11/05/21 05:37	
EPA 903.1	Radium-226	0.117 ± 0.398 (0.735) C:NA T:99%	pCi/L		12/09/21 14:31	
EPA 904.0	Radium-228	1.37 ± 0.632 (1.11) C:66% T:78%	pCi/L		12/09/21 11:35	
Total Radium Calculation	Total Radium	1.49 ± 1.03 (1.85)	pCi/L		12/14/21 13:39	
SM 2320B	Alkalinity, Total as CaCO3	133	mg/L	2.0	11/04/21 16:03	
SM 2320B	Alkalinity,Bicarbonate (CaCO3)	133	mg/L	2.0	11/04/21 16:03	
SM 2540C	Total Dissolved Solids	3380	mg/L	40.0	11/03/21 10:17	
SM 4500-H+B	pH at 25 Degrees C	7.5	Std. Units	0.10	11/09/21 10:42	H3
EPA 365.1	Phosphate as P04	0.52	mg/L	0.15	11/17/21 07:38	
SM 5310C	Total Organic Carbon	1.9	mg/L	1.0	11/09/21 20:53	
SM 5310C	Dissolved Organic Carbon	2.0	mg/L	1.0	11/16/21 00:45	
50301756016	**DUP-1**					
EPA 9056	Chloride	192	mg/L	25.0	11/03/21 23:32	
EPA 9056	Fluoride	1.1	mg/L	0.10	11/03/21 22:59	
EPA 9056	Sulfate	477	mg/L	25.0	11/03/21 23:32	
EPA 6010	Barium	117	ug/L	10.0	11/13/21 11:47	

REPORT OF LABORATORY ANALYSIS

This report shall not be reproduced, except in full,
without the written consent of Pace Analytical Services, LLC.

Pace Analytical Services, LLC
7726 Moller Road
Indianapolis, IN 46268
(317)228-3100

SUMMARY OF DETECTION

Project: Hadring St Profile 1 Report 1
Pace Project No.: 50301756

Lab Sample ID / Method	Client Sample ID / Parameters	Result	Units	Report Limit	Analyzed	Qualifiers
50301756016	**DUP-1**					
EPA 6010	Boron	6090	ug/L	100	11/13/21 11:47	
EPA 6010	Calcium	234000	ug/L	2000	11/13/21 12:17	
EPA 6010	Iron	5940	ug/L	100	11/13/21 11:47	
EPA 6010	Lithium	69.6	ug/L	20.0	11/13/21 11:47	
EPA 6010	Magnesium	62300	ug/L	1000	11/13/21 11:47	
EPA 6010	Manganese	1680	ug/L	10.0	11/13/21 11:47	
EPA 6010	Molybdenum	181	ug/L	10.0	11/13/21 11:47	
EPA 6010	Potassium	11200	ug/L	1000	11/13/21 11:47	
EPA 6010	Silica	12900	ug/L	450	11/13/21 11:47	N2
EPA 6010	Sodium	166000	ug/L	1000	11/13/21 11:47	
EPA 6010	Manganese, Dissolved	1530	ug/L	10.0	11/11/21 12:33	
EPA 6010	Molybdenum, Dissolved	154	ug/L	10.0	11/11/21 12:33	
EPA 6020	Arsenic	12.4	ug/L	1.0	11/05/21 05:41	
EPA 6020	Cobalt	1.6	ug/L	1.0	11/04/21 11:03	
EPA 6020	Selenium	6.4	ug/L	1.0	11/05/21 05:41	
EPA 903.1	Radium-226	0.401 ± 0.354 (0.525) C:NA T:94%	pCi/L		12/09/21 14:50	
EPA 904.0	Radium-228	0.563 ± 0.504 (1.04) C:66% T:87%	pCi/L		12/09/21 11:35	
Total Radium Calculation	Total Radium	0.964 ± 0.858 (1.57)	pCi/L		12/14/21 13:38	
SM 2320B	Alkalinity, Total as CaCO3	440	mg/L	2.0	11/04/21 16:03	
SM 2320B	Alkalinity,Bicarbonate (CaCO3)	440	mg/L	2.0	11/04/21 16:03	
SM 2540C	Total Dissolved Solids	1380	mg/L	20.0	11/03/21 10:17	
SM 4500-H+B	pH at 25 Degrees C	6.9	Std. Units	0.10	11/09/21 10:30	H3
EPA 353.2	Nitrogen, Nitrate	0.67	mg/L	0.10	11/02/21 18:37	
EPA 365.1	Phosphate as P04	0.62	mg/L	0.15	11/17/21 07:39	
SM 5310C	Total Organic Carbon	2.0	mg/L	1.0	11/09/21 21:25	
SM 5310C	Dissolved Organic Carbon	2.0	mg/L	1.0	11/16/21 01:05	

REPORT OF LABORATORY ANALYSIS

This report shall not be reproduced, except in full,
without the written consent of Pace Analytical Services, LLC.

Pace Analytical Services, LLC
7726 Moller Road
Indianapolis, IN 46268
(317)228-3100

ANALYTICAL RESULTS

Project: Hadring St Profile 1 Report 1
Pace Project No.: 50301756

Sample: MW-2S **Lab ID: 50301756001** Collected: 11/01/21 10:35 Received: 11/02/21 14:30 Matrix: Water

Parameters	Results	Units	Report Limit	DF	Prepared	Analyzed	CAS No.	Qual
9056 IC Anions	Analytical Method: EPA 9056							
	Pace Analytical Services - Indianapolis							
Chloride	**206**	mg/L	25.0	100		11/05/21 08:22	16887-00-6	
Fluoride	**0.50**	mg/L	0.10	1		11/05/21 08:03	16984-48-8	P8
Sulfate	**167**	mg/L	25.0	100		11/05/21 08:22	14808-79-8	
6010 MET ICP	Analytical Method: EPA 6010 Preparation Method: EPA 3010							
	Pace Analytical Services - Indianapolis							
Aluminum	ND	ug/L	200	1	11/11/21 07:00	11/13/21 10:46	7429-90-5	
Barium	**103**	ug/L	10.0	1	11/11/21 07:00	11/13/21 10:46	7440-39-3	
Boron	**413**	ug/L	100	1	11/11/21 07:00	11/13/21 10:46	7440-42-8	
Cadmium	ND	ug/L	2.0	1	11/11/21 07:00	11/13/21 10:46	7440-43-9	
Calcium	**83100**	ug/L	1000	1	11/11/21 07:00	11/13/21 10:46	7440-70-2	
Chromium	ND	ug/L	10.0	1	11/11/21 07:00	11/13/21 10:46	7440-47-3	
Iron	**3800**	ug/L	100	1	11/11/21 07:00	11/13/21 10:46	7439-89-6	
Lead	ND	ug/L	10.0	1	11/11/21 07:00	11/13/21 10:46	7439-92-1	
Lithium	ND	ug/L	20.0	1	11/11/21 07:00	11/13/21 10:46	7439-93-2	
Magnesium	**21000**	ug/L	1000	1	11/11/21 07:00	11/13/21 10:46	7439-95-4	
Manganese	**373**	ug/L	10.0	1	11/11/21 07:00	11/13/21 10:46	7439-96-5	
Molybdenum	**38.4**	ug/L	10.0	1	11/11/21 07:00	11/13/21 10:46	7439-98-7	
Potassium	**7140**	ug/L	1000	1	11/11/21 07:00	11/13/21 10:46	7440-09-7	
Silica	**11400**	ug/L	450	1	11/11/21 07:00	11/13/21 10:46	7631-86-9	N2
Sodium	**186000**	ug/L	1000	1	11/11/21 07:00	11/13/21 10:46	7440-23-5	
6010 MET ICP, Dissolved	Analytical Method: EPA 6010 Preparation Method: EPA 3010							
	Pace Analytical Services - Indianapolis							
Manganese, Dissolved	**356**	ug/L	10.0	1	11/09/21 13:57	11/11/21 11:55	7439-96-5	
Molybdenum, Dissolved	**38.7**	ug/L	10.0	1	11/09/21 13:57	11/11/21 11:55	7439-98-7	
6020 MET ICPMS	Analytical Method: EPA 6020 Preparation Method: EPA 200.2							
	Pace Analytical Services - Indianapolis							
Antimony	ND	ug/L	1.0	1	11/03/21 18:25	11/04/21 09:57	7440-36-0	
Arsenic	**28.9**	ug/L	1.0	1	11/03/21 18:25	11/05/21 03:58	7440-38-2	
Cobalt	ND	ug/L	1.0	1	11/03/21 18:25	11/05/21 03:58	7440-48-4	
Selenium	ND	ug/L	1.0	1	11/03/21 18:25	11/05/21 03:58	7782-49-2	
2320B Alkalinity	Analytical Method: SM 2320B							
	Pace Analytical Services - Indianapolis							
Alkalinity, Total as CaCO3	**200**	mg/L	2.0	1		11/04/21 16:03		
Alkalinity,Bicarbonate (CaCO3)	**200**	mg/L	2.0	1		11/04/21 16:03		
Alkalinity,Carbonate (CaCO3)	ND	mg/L	2.0	1		11/04/21 16:03		
2540C Total Dissolved Solids	Analytical Method: SM 2540C							
	Pace Analytical Services - Indianapolis							
Total Dissolved Solids	**870**	mg/L	20.0	1		11/03/21 09:59		

REPORT OF LABORATORY ANALYSIS

This report shall not be reproduced, except in full,
without the written consent of Pace Analytical Services, LLC.

Pace Analytical Services, LLC
7726 Moller Road
Indianapolis, IN 46268
(317)228-3100

ANALYTICAL RESULTS

Project: Hadring St Profile 1 Report 1
Pace Project No.: 50301756

Sample: MW-2S **Lab ID: 50301756001** Collected: 11/01/21 10:35 Received: 11/02/21 14:30 Matrix: Water

Parameters	Results	Units	Report Limit	DF	Prepared	Analyzed	CAS No.	Qual
4500H+ pH, Electrometric	Analytical Method: SM 4500-H+B Pace Analytical Services - Indianapolis							
pH at 25 Degrees C	**7.4**	Std. Units	0.10	1		11/09/21 10:36		H3
4500S2D Sulfide Water	Analytical Method: SM 4500-S2-D Pace Analytical Services - Indianapolis							
Sulfide	ND	mg/L	0.10	1		11/03/21 17:05	18496-25-8	
353.2 Nitrogen, NO2/NO3 unpres	Analytical Method: EPA 353.2 Pace Analytical Services - Indianapolis							
Nitrogen, Nitrate	ND	mg/L	0.10	1		11/02/21 18:06	14797-55-8	
Nitrogen, Nitrite	ND	mg/L	0.10	1		11/02/21 18:06	14797-65-0	
365.1 Total Phosphorus	Analytical Method: EPA 365.1 Preparation Method: EPA 365.1 Pace Analytical Services - Indianapolis							
Phosphate as P04	**0.93**	mg/L	0.15	1	11/11/21 10:30	11/11/21 18:40		
5310C TOC	Analytical Method: SM 5310C Pace Analytical Services - Indianapolis							
Total Organic Carbon	**2.8**	mg/L	1.0	1		11/09/21 18:53	7440-44-0	
5310C Dissolved Organic Carbon	Analytical Method: SM 5310C Pace Analytical Services - Indianapolis							
Dissolved Organic Carbon	**2.7**	mg/L	1.0	1		11/15/21 19:21		

REPORT OF LABORATORY ANALYSIS

This report shall not be reproduced, except in full,
without the written consent of Pace Analytical Services, LLC.

Pace Analytical Services, LLC
7726 Moller Road
Indianapolis, IN 46268
(317)228-3100

ANALYTICAL RESULTS

Project: Hadring St Profile 1 Report 1
Pace Project No.: 50301756

Sample: MW-2D **Lab ID: 50301756002** Collected: 11/01/21 12:00 Received: 11/02/21 14:30 Matrix: Water

Parameters	Results	Units	Report Limit	DF	Prepared	Analyzed	CAS No.	Qual
9056 IC Anions	Analytical Method: EPA 9056							
	Pace Analytical Services - Indianapolis							
Chloride	**291**	mg/L	25.0	100		11/05/21 08:58	16887-00-6	
Fluoride	**0.86**	mg/L	0.10	1		11/05/21 08:40	16984-48-8	P8
Sulfate	**453**	mg/L	25.0	100		11/05/21 08:58	14808-79-8	
6010 MET ICP	Analytical Method: EPA 6010 Preparation Method: EPA 3010							
	Pace Analytical Services - Indianapolis							
Aluminum	ND	ug/L	200	1	11/11/21 07:00	11/13/21 10:48	7429-90-5	
Barium	**57.4**	ug/L	10.0	1	11/11/21 07:00	11/13/21 10:48	7440-39-3	
Boron	**2020**	ug/L	100	1	11/11/21 07:00	11/13/21 10:48	7440-42-8	
Cadmium	ND	ug/L	2.0	1	11/11/21 07:00	11/13/21 10:48	7440-43-9	
Calcium	**223000**	ug/L	2000	2	11/11/21 07:00	11/13/21 12:02	7440-70-2	
Chromium	ND	ug/L	10.0	1	11/11/21 07:00	11/13/21 10:48	7440-47-3	
Iron	**2300**	ug/L	100	1	11/11/21 07:00	11/13/21 10:48	7439-89-6	
Lead	ND	ug/L	10.0	1	11/11/21 07:00	11/13/21 10:48	7439-92-1	
Lithium	**56.1**	ug/L	20.0	1	11/11/21 07:00	11/13/21 10:48	7439-93-2	
Magnesium	**54300**	ug/L	1000	1	11/11/21 07:00	11/13/21 10:48	7439-95-4	
Manganese	**494**	ug/L	10.0	1	11/11/21 07:00	11/13/21 10:48	7439-96-5	
Molybdenum	**56.4**	ug/L	10.0	1	11/11/21 07:00	11/13/21 10:48	7439-98-7	
Potassium	**14700**	ug/L	1000	1	11/11/21 07:00	11/13/21 10:48	7440-09-7	
Silica	**16100**	ug/L	450	1	11/11/21 07:00	11/13/21 10:48	7631-86-9	N2
Sodium	**190000**	ug/L	1000	1	11/11/21 07:00	11/13/21 10:48	7440-23-5	
6010 MET ICP, Dissolved	Analytical Method: EPA 6010 Preparation Method: EPA 3010							
	Pace Analytical Services - Indianapolis							
Manganese, Dissolved	**517**	ug/L	10.0	1	11/09/21 13:57	11/11/21 11:57	7439-96-5	
Molybdenum, Dissolved	**56.8**	ug/L	10.0	1	11/09/21 13:57	11/11/21 11:57	7439-98-7	
6020 MET ICPMS	Analytical Method: EPA 6020 Preparation Method: EPA 200.2							
	Pace Analytical Services - Indianapolis							
Antimony	ND	ug/L	1.0	1	11/03/21 18:25	11/04/21 10:01	7440-36-0	
Arsenic	**3.8**	ug/L	1.0	1	11/03/21 18:25	11/05/21 04:02	7440-38-2	
Cobalt	ND	ug/L	1.0	1	11/03/21 18:25	11/05/21 04:02	7440-48-4	
Selenium	ND	ug/L	1.0	1	11/03/21 18:25	11/05/21 04:02	7782-49-2	
2320B Alkalinity	Analytical Method: SM 2320B							
	Pace Analytical Services - Indianapolis							
Alkalinity, Total as CaCO3	**309**	mg/L	2.0	1		11/04/21 16:03		
Alkalinity,Bicarbonate (CaCO3)	**309**	mg/L	2.0	1		11/04/21 16:03		
Alkalinity,Carbonate (CaCO3)	ND	mg/L	2.0	1		11/04/21 16:03		
2540C Total Dissolved Solids	Analytical Method: SM 2540C							
	Pace Analytical Services - Indianapolis							
Total Dissolved Solids	**1470**	mg/L	20.0	1		11/03/21 10:14		

REPORT OF LABORATORY ANALYSIS

This report shall not be reproduced, except in full,
without the written consent of Pace Analytical Services, LLC.

Pace Analytical Services, LLC
7726 Moller Road
Indianapolis, IN 46268
(317)228-3100

ANALYTICAL RESULTS

Project: Hadring St Profile 1 Report 1
Pace Project No.: 50301756

Sample: MW-2D **Lab ID: 50301756002** Collected: 11/01/21 12:00 Received: 11/02/21 14:30 Matrix: Water

Parameters	Results	Units	Report Limit	DF	Prepared	Analyzed	CAS No.	Qual
4500H+ pH, Electrometric	Analytical Method: SM 4500-H+B Pace Analytical Services - Indianapolis							
pH at 25 Degrees C	**7.1**	Std. Units	0.10	1		11/09/21 10:40		H3
4500S2D Sulfide Water	Analytical Method: SM 4500-S2-D Pace Analytical Services - Indianapolis							
Sulfide	ND	mg/L	0.10	1		11/03/21 17:05	18496-25-8	
353.2 Nitrogen, NO2/NO3 unpres	Analytical Method: EPA 353.2 Pace Analytical Services - Indianapolis							
Nitrogen, Nitrate	ND	mg/L	0.10	1		11/02/21 18:08	14797-55-8	
Nitrogen, Nitrite	ND	mg/L	0.10	1		11/02/21 18:08	14797-65-0	
365.1 Total Phosphorus	Analytical Method: EPA 365.1 Preparation Method: EPA 365.1 Pace Analytical Services - Indianapolis							
Phosphate as P04	ND	mg/L	0.15	1	11/11/21 10:30	11/11/21 18:40		
5310C TOC	Analytical Method: SM 5310C Pace Analytical Services - Indianapolis							
Total Organic Carbon	**2.2**	mg/L	1.0	1		11/09/21 19:06	7440-44-0	
5310C Dissolved Organic Carbon	Analytical Method: SM 5310C Pace Analytical Services - Indianapolis							
Dissolved Organic Carbon	**2.6**	mg/L	1.0	1		11/15/21 19:42		

REPORT OF LABORATORY ANALYSIS

This report shall not be reproduced, except in full,
without the written consent of Pace Analytical Services, LLC.

Pace Analytical Services, LLC
7726 Moller Road
Indianapolis, IN 46268
(317)228-3100

ANALYTICAL RESULTS

Project: Hadring St Profile 1 Report 1
Pace Project No.: 50301756

Sample: MW-3S **Lab ID: 50301756003** Collected: 11/01/21 15:10 Received: 11/02/21 14:30 Matrix: Water

Parameters	Results	Units	Report Limit	DF	Prepared	Analyzed	CAS No.	Qual
9056 IC Anions	Analytical Method: EPA 9056							
	Pace Analytical Services - Indianapolis							
Chloride	**122**	mg/L	25.0	100		11/09/21 06:31	16887-00-6	
Fluoride	**0.14**	mg/L	0.10	1		11/09/21 06:20	16984-48-8	
Sulfate	**98.5**	mg/L	2.5	10		11/05/21 09:35	14808-79-8	
6010 MET ICP	Analytical Method: EPA 6010 Preparation Method: EPA 3010							
	Pace Analytical Services - Indianapolis							
Aluminum	ND	ug/L	200	1	11/11/21 07:00	11/13/21 10:50	7429-90-5	
Barium	**55.4**	ug/L	10.0	1	11/11/21 07:00	11/13/21 10:50	7440-39-3	
Boron	**194**	ug/L	100	1	11/11/21 07:00	11/13/21 10:50	7440-42-8	
Cadmium	ND	ug/L	2.0	1	11/11/21 07:00	11/13/21 10:50	7440-43-9	
Calcium	**99000**	ug/L	1000	1	11/11/21 07:00	11/13/21 10:50	7440-70-2	
Chromium	ND	ug/L	10.0	1	11/11/21 07:00	11/13/21 10:50	7440-47-3	
Iron	ND	ug/L	100	1	11/11/21 07:00	11/13/21 10:50	7439-89-6	
Lead	ND	ug/L	10.0	1	11/11/21 07:00	11/13/21 10:50	7439-92-1	
Lithium	ND	ug/L	20.0	1	11/11/21 07:00	11/13/21 10:50	7439-93-2	
Magnesium	**20800**	ug/L	1000	1	11/11/21 07:00	11/13/21 10:50	7439-95-4	
Manganese	**1110**	ug/L	10.0	1	11/11/21 07:00	11/13/21 10:50	7439-96-5	
Molybdenum	**46.7**	ug/L	10.0	1	11/11/21 07:00	11/13/21 10:50	7439-98-7	
Potassium	**2200**	ug/L	1000	1	11/11/21 07:00	11/13/21 10:50	7440-09-7	
Silica	**9140**	ug/L	450	1	11/11/21 07:00	11/13/21 10:50	7631-86-9	N2
Sodium	**76200**	ug/L	1000	1	11/11/21 07:00	11/13/21 10:50	7440-23-5	
6010 MET ICP, Dissolved	Analytical Method: EPA 6010 Preparation Method: EPA 3010							
	Pace Analytical Services - Indianapolis							
Manganese, Dissolved	ND	ug/L	10.0	1	11/09/21 13:57	11/11/21 11:59	7439-96-5	
Molybdenum, Dissolved	**34.5**	ug/L	10.0	1	11/09/21 13:57	11/11/21 11:59	7439-98-7	
6020 MET ICPMS	Analytical Method: EPA 6020 Preparation Method: EPA 200.2							
	Pace Analytical Services - Indianapolis							
Antimony	**7.3**	ug/L	1.0	1	11/03/21 18:25	11/04/21 10:05	7440-36-0	
Arsenic	**1.6**	ug/L	1.0	1	11/03/21 18:25	11/05/21 04:06	7440-38-2	
Cobalt	ND	ug/L	1.0	1	11/03/21 18:25	11/05/21 04:06	7440-48-4	
Selenium	**3.6**	ug/L	1.0	1	11/03/21 18:25	11/05/21 04:06	7782-49-2	
2320B Alkalinity	Analytical Method: SM 2320B							
	Pace Analytical Services - Indianapolis							
Alkalinity, Total as CaCO3	**279**	mg/L	2.0	1		11/04/21 16:03		
Alkalinity,Bicarbonate (CaCO3)	**279**	mg/L	2.0	1		11/04/21 16:03		
Alkalinity,Carbonate (CaCO3)	ND	mg/L	2.0	1		11/04/21 16:03		
2540C Total Dissolved Solids	Analytical Method: SM 2540C							
	Pace Analytical Services - Indianapolis							
Total Dissolved Solids	**548**	mg/L	10.0	1		11/03/21 10:15		

REPORT OF LABORATORY ANALYSIS

This report shall not be reproduced, except in full,
without the written consent of Pace Analytical Services, LLC.

Pace Analytical Services, LLC
7726 Moller Road
Indianapolis, IN 46268
(317)228-3100

ANALYTICAL RESULTS

Project: Hadring St Profile 1 Report 1
Pace Project No.: 50301756

Sample: MW-3S **Lab ID: 50301756003** Collected: 11/01/21 15:10 Received: 11/02/21 14:30 Matrix: Water

Parameters	Results	Units	Report Limit	DF	Prepared	Analyzed	CAS No.	Qual
4500H+ pH, Electrometric	Analytical Method: SM 4500-H+B Pace Analytical Services - Indianapolis							
pH at 25 Degrees C	**7.2**	Std. Units	0.10	1		11/09/21 10:47		H3
4500S2D Sulfide Water	Analytical Method: SM 4500-S2-D Pace Analytical Services - Indianapolis							
Sulfide	ND	mg/L	0.10	1		11/03/21 17:05	18496-25-8	
353.2 Nitrogen, NO2/NO3 unpres	Analytical Method: EPA 353.2 Pace Analytical Services - Indianapolis							
Nitrogen, Nitrate	**2.8**	mg/L	0.10	1		11/02/21 18:09	14797-55-8	
Nitrogen, Nitrite	ND	mg/L	0.10	1		11/02/21 18:09	14797-65-0	
365.1 Total Phosphorus	Analytical Method: EPA 365.1 Preparation Method: EPA 365.1 Pace Analytical Services - Indianapolis							
Phosphate as P04	ND	mg/L	0.15	1	11/11/21 10:30	11/11/21 18:41		
5310C TOC	Analytical Method: SM 5310C Pace Analytical Services - Indianapolis							
Total Organic Carbon	ND	mg/L	1.0	1		11/09/21 19:42	7440-44-0	
5310C Dissolved Organic Carbon	Analytical Method: SM 5310C Pace Analytical Services - Indianapolis							
Dissolved Organic Carbon	ND	mg/L	1.0	1		11/15/21 20:01		

REPORT OF LABORATORY ANALYSIS

This report shall not be reproduced, except in full,
without the written consent of Pace Analytical Services, LLC.

Pace Analytical Services, LLC
7726 Moller Road
Indianapolis, IN 46268
(317)228-3100

ANALYTICAL RESULTS

Project: Hadring St Profile 1 Report 1
Pace Project No.: 50301756

Sample: MW-3D **Lab ID: 50301756004** Collected: 11/01/21 15:22 Received: 11/02/21 14:30 Matrix: Water

Parameters	Results	Units	Report Limit	DF	Prepared	Analyzed	CAS No.	Qual
9056 IC Anions	Analytical Method: EPA 9056							
	Pace Analytical Services - Indianapolis							
Chloride	**178**	mg/L	25.0	100		11/09/21 06:57	16887-00-6	
Fluoride	**0.15**	mg/L	0.10	1		11/09/21 06:45	16984-48-8	
Sulfate	**76.4**	mg/L	2.5	10		11/05/21 10:50	14808-79-8	
6010 MET ICP	Analytical Method: EPA 6010 Preparation Method: EPA 3010							
	Pace Analytical Services - Indianapolis							
Aluminum	ND	ug/L	200	1	11/11/21 07:00	11/13/21 10:52	7429-90-5	
Barium	**66.9**	ug/L	10.0	1	11/11/21 07:00	11/13/21 10:52	7440-39-3	
Boron	**393**	ug/L	100	1	11/11/21 07:00	11/13/21 10:52	7440-42-8	
Cadmium	ND	ug/L	2.0	1	11/11/21 07:00	11/13/21 10:52	7440-43-9	
Calcium	**107000**	ug/L	1000	1	11/11/21 07:00	11/13/21 10:52	7440-70-2	
Chromium	ND	ug/L	10.0	1	11/11/21 07:00	11/13/21 10:52	7440-47-3	
Iron	**1650**	ug/L	100	1	11/11/21 07:00	11/13/21 10:52	7439-89-6	
Lead	ND	ug/L	10.0	1	11/11/21 07:00	11/13/21 10:52	7439-92-1	
Lithium	ND	ug/L	20.0	1	11/11/21 07:00	11/13/21 10:52	7439-93-2	
Magnesium	**26100**	ug/L	1000	1	11/11/21 07:00	11/13/21 10:52	7439-95-4	
Manganese	**241**	ug/L	10.0	1	11/11/21 07:00	11/13/21 10:52	7439-96-5	
Molybdenum	ND	ug/L	10.0	1	11/11/21 07:00	11/13/21 10:52	7439-98-7	
Potassium	**3850**	ug/L	1000	1	11/11/21 07:00	11/13/21 10:52	7440-09-7	
Silica	**10200**	ug/L	450	1	11/11/21 07:00	11/13/21 10:52	7631-86-9	N2
Sodium	**77600**	ug/L	1000	1	11/11/21 07:00	11/13/21 10:52	7440-23-5	
6010 MET ICP, Dissolved	Analytical Method: EPA 6010 Preparation Method: EPA 3010							
	Pace Analytical Services - Indianapolis							
Manganese, Dissolved	**233**	ug/L	10.0	1	11/09/21 13:57	11/11/21 12:02	7439-96-5	
Molybdenum, Dissolved	ND	ug/L	10.0	1	11/09/21 13:57	11/11/21 12:02	7439-98-7	
6020 MET ICPMS	Analytical Method: EPA 6020 Preparation Method: EPA 200.2							
	Pace Analytical Services - Indianapolis							
Antimony	ND	ug/L	1.0	1	11/03/21 18:25	11/04/21 09:24	7440-36-0	
Arsenic	**3.4**	ug/L	1.0	1	11/03/21 18:25	11/05/21 04:19	7440-38-2	
Cobalt	ND	ug/L	1.0	1	11/03/21 18:25	11/05/21 04:19	7440-48-4	
Selenium	ND	ug/L	1.0	1	11/03/21 18:25	11/05/21 04:19	7782-49-2	
2320B Alkalinity	Analytical Method: SM 2320B							
	Pace Analytical Services - Indianapolis							
Alkalinity, Total as CaCO3	**216**	mg/L	2.0	1		11/04/21 16:03		
Alkalinity,Bicarbonate (CaCO3)	**216**	mg/L	2.0	1		11/04/21 16:03		
Alkalinity,Carbonate (CaCO3)	ND	mg/L	2.0	1		11/04/21 16:03		
2540C Total Dissolved Solids	Analytical Method: SM 2540C							
	Pace Analytical Services - Indianapolis							
Total Dissolved Solids	**615**	mg/L	10.0	1		11/03/21 10:15		

REPORT OF LABORATORY ANALYSIS

This report shall not be reproduced, except in full,
without the written consent of Pace Analytical Services, LLC.

Pace Analytical Services, LLC
7726 Moller Road
Indianapolis, IN 46268
(317)228-3100

ANALYTICAL RESULTS

Project: Hadring St Profile 1 Report 1
Pace Project No.: 50301756

Sample: MW-3D **Lab ID: 50301756004** Collected: 11/01/21 15:22 Received: 11/02/21 14:30 Matrix: Water

Parameters	Results	Units	Report Limit	DF	Prepared	Analyzed	CAS No.	Qual
4500H+ pH, Electrometric	Analytical Method: SM 4500-H+B Pace Analytical Services - Indianapolis							
pH at 25 Degrees C	**7.3**	Std. Units	0.10	1		11/09/21 10:49		H3
4500S2D Sulfide Water	Analytical Method: SM 4500-S2-D Pace Analytical Services - Indianapolis							
Sulfide	ND	mg/L	0.10	1		11/03/21 17:05	18496-25-8	
353.2 Nitrogen, NO2/NO3 unpres	Analytical Method: EPA 353.2 Pace Analytical Services - Indianapolis							
Nitrogen, Nitrate	ND	mg/L	0.10	1		11/02/21 18:11	14797-55-8	
Nitrogen, Nitrite	ND	mg/L	0.10	1		11/02/21 18:11	14797-65-0	
365.1 Total Phosphorus	Analytical Method: EPA 365.1 Preparation Method: EPA 365.1 Pace Analytical Services - Indianapolis							
Phosphate as P04	ND	mg/L	0.15	1	11/11/21 10:30	11/11/21 18:41		
5310C TOC	Analytical Method: SM 5310C Pace Analytical Services - Indianapolis							
Total Organic Carbon	**1.1**	mg/L	1.0	1		11/09/21 19:54	7440-44-0	
5310C Dissolved Organic Carbon	Analytical Method: SM 5310C Pace Analytical Services - Indianapolis							
Dissolved Organic Carbon	**1.2**	mg/L	1.0	1		11/15/21 20:21		

REPORT OF LABORATORY ANALYSIS

This report shall not be reproduced, except in full,
without the written consent of Pace Analytical Services, LLC.

Pace Analytical Services, LLC
7726 Moller Road
Indianapolis, IN 46268
(317)228-3100

ANALYTICAL RESULTS

Project: Hadring St Profile 1 Report 1
Pace Project No.: 50301756

Sample: MW-4S **Lab ID: 50301756007** Collected: 11/01/21 14:16 Received: 11/02/21 14:30 Matrix: Water

Parameters	Results	Units	Report Limit	DF	Prepared	Analyzed	CAS No.	Qual
9056 IC Anions	Analytical Method: EPA 9056							
	Pace Analytical Services - Indianapolis							
Chloride	**27.6**	mg/L	25.0	100		11/05/21 12:40	16887-00-6	
Fluoride	**0.10**	mg/L	0.10	1		11/09/21 06:09	16984-48-8	
Sulfate	**98.7**	mg/L	25.0	100		11/05/21 12:40	14808-79-8	
6010 MET ICP	Analytical Method: EPA 6010 Preparation Method: EPA 3010							
	Pace Analytical Services - Indianapolis							
Aluminum	ND	ug/L	200	1	11/11/21 07:00	11/13/21 11:06	7429-90-5	
Barium	**80.8**	ug/L	10.0	1	11/11/21 07:00	11/13/21 11:06	7440-39-3	
Boron	**3160**	ug/L	100	1	11/11/21 07:00	11/13/21 11:06	7440-42-8	
Cadmium	ND	ug/L	2.0	1	11/11/21 07:00	11/13/21 11:06	7440-43-9	
Calcium	**155000**	ug/L	1000	1	11/11/21 07:00	11/13/21 11:06	7440-70-2	
Chromium	ND	ug/L	10.0	1	11/11/21 07:00	11/13/21 11:06	7440-47-3	
Iron	ND	ug/L	100	1	11/11/21 07:00	11/13/21 11:06	7439-89-6	
Lead	ND	ug/L	10.0	1	11/11/21 07:00	11/13/21 11:06	7439-92-1	
Lithium	**23.4**	ug/L	20.0	1	11/11/21 07:00	11/13/21 11:06	7439-93-2	
Magnesium	**31500**	ug/L	1000	1	11/11/21 07:00	11/13/21 11:06	7439-95-4	
Manganese	ND	ug/L	10.0	1	11/11/21 07:00	11/13/21 11:06	7439-96-5	
Molybdenum	ND	ug/L	10.0	1	11/11/21 07:00	11/13/21 11:06	7439-98-7	
Potassium	**2100**	ug/L	1000	1	11/11/21 07:00	11/13/21 11:06	7440-09-7	
Silica	**11800**	ug/L	450	1	11/11/21 07:00	11/13/21 11:06	7631-86-9	N2
Sodium	**22100**	ug/L	1000	1	11/11/21 07:00	11/13/21 11:06	7440-23-5	
6010 MET ICP, Dissolved	Analytical Method: EPA 6010 Preparation Method: EPA 3010							
	Pace Analytical Services - Indianapolis							
Manganese, Dissolved	ND	ug/L	10.0	1	11/09/21 13:57	11/11/21 12:08	7439-96-5	
Molybdenum, Dissolved	ND	ug/L	10.0	1	11/09/21 13:57	11/11/21 12:08	7439-98-7	
6020 MET ICPMS	Analytical Method: EPA 6020 Preparation Method: EPA 200.2							
	Pace Analytical Services - Indianapolis							
Antimony	ND	ug/L	1.0	1	11/03/21 18:25	11/04/21 10:17	7440-36-0	
Arsenic	ND	ug/L	1.0	1	11/03/21 18:25	11/05/21 04:48	7440-38-2	
Cobalt	ND	ug/L	1.0	1	11/03/21 18:25	11/05/21 04:48	7440-48-4	
Selenium	**20.3**	ug/L	1.0	1	11/03/21 18:25	11/05/21 04:48	7782-49-2	
2320B Alkalinity	Analytical Method: SM 2320B							
	Pace Analytical Services - Indianapolis							
Alkalinity, Total as CaCO3	**406**	mg/L	2.0	1		11/04/21 16:03		
Alkalinity,Bicarbonate (CaCO3)	**406**	mg/L	2.0	1		11/04/21 16:03		
Alkalinity,Carbonate (CaCO3)	ND	mg/L	2.0	1		11/04/21 16:03		
2540C Total Dissolved Solids	Analytical Method: SM 2540C							
	Pace Analytical Services - Indianapolis							
Total Dissolved Solids	**616**	mg/L	10.0	1		11/03/21 10:15		

REPORT OF LABORATORY ANALYSIS

This report shall not be reproduced, except in full,
without the written consent of Pace Analytical Services, LLC.

Pace Analytical Services, LLC
7726 Moller Road
Indianapolis, IN 46268
(317)228-3100

ANALYTICAL RESULTS

Project: Hadring St Profile 1 Report 1
Pace Project No.: 50301756

Sample: MW-4S **Lab ID: 50301756007** Collected: 11/01/21 14:16 Received: 11/02/21 14:30 Matrix: Water

Parameters	Results	Units	Report Limit	DF	Prepared	Analyzed	CAS No.	Qual
4500H+ pH, Electrometric	Analytical Method: SM 4500-H+B Pace Analytical Services - Indianapolis							
pH at 25 Degrees C	**7.0**	Std. Units	0.10	1		11/09/21 10:44		H3
4500S2D Sulfide Water	Analytical Method: SM 4500-S2-D Pace Analytical Services - Indianapolis							
Sulfide	ND	mg/L	0.10	1		11/03/21 17:05	18496-25-8	
353.2 Nitrogen, NO2/NO3 unpres	Analytical Method: EPA 353.2 Pace Analytical Services - Indianapolis							
Nitrogen, Nitrate	**3.4**	mg/L	0.10	1		11/02/21 18:17	14797-55-8	
Nitrogen, Nitrite	ND	mg/L	0.10	1		11/02/21 18:17	14797-65-0	
365.1 Total Phosphorus	Analytical Method: EPA 365.1 Preparation Method: EPA 365.1 Pace Analytical Services - Indianapolis							
Phosphate as P04	ND	mg/L	0.15	1	11/11/21 10:30	11/11/21 18:45		
5310C TOC	Analytical Method: SM 5310C Pace Analytical Services - Indianapolis							
Total Organic Carbon	ND	mg/L	1.0	1		11/09/21 20:26	7440-44-0	
5310C Dissolved Organic Carbon	Analytical Method: SM 5310C Pace Analytical Services - Indianapolis							
Dissolved Organic Carbon	**1.9**	mg/L	1.0	1		11/15/21 21:21		

REPORT OF LABORATORY ANALYSIS

This report shall not be reproduced, except in full,
without the written consent of Pace Analytical Services, LLC.

Pace Analytical Services, LLC
7726 Moller Road
Indianapolis, IN 46268
(317)228-3100

ANALYTICAL RESULTS

Project: Hadring St Profile 1 Report 1
Pace Project No.: 50301756

Sample: MW-5S **Lab ID: 50301756008** Collected: 11/01/21 10:18 Received: 11/02/21 14:30 Matrix: Water

Parameters	Results	Units	Report Limit	DF	Prepared	Analyzed	CAS No.	Qual
9056 IC Anions	Analytical Method: EPA 9056							
	Pace Analytical Services - Indianapolis							
Chloride	**205**	mg/L	25.0	100		11/05/21 13:17	16887-00-6	
Fluoride	**1.9**	mg/L	0.10	1		11/05/21 12:59	16984-48-8	P8
Sulfate	**301**	mg/L	25.0	100		11/05/21 13:17	14808-79-8	
6010 MET ICP	Analytical Method: EPA 6010 Preparation Method: EPA 3010							
	Pace Analytical Services - Indianapolis							
Aluminum	ND	ug/L	200	1	11/11/21 07:00	11/13/21 11:08	7429-90-5	
Barium	**24.3**	ug/L	10.0	1	11/11/21 07:00	11/13/21 11:08	7440-39-3	
Boron	**2370**	ug/L	100	1	11/11/21 07:00	11/13/21 11:08	7440-42-8	
Cadmium	ND	ug/L	2.0	1	11/11/21 07:00	11/13/21 11:08	7440-43-9	
Calcium	**145000**	ug/L	1000	1	11/11/21 07:00	11/13/21 11:08	7440-70-2	
Chromium	ND	ug/L	10.0	1	11/11/21 07:00	11/13/21 11:08	7440-47-3	
Iron	ND	ug/L	100	1	11/11/21 07:00	11/13/21 11:08	7439-89-6	
Lead	ND	ug/L	10.0	1	11/11/21 07:00	11/13/21 11:08	7439-92-1	
Lithium	**46.2**	ug/L	20.0	1	11/11/21 07:00	11/13/21 11:08	7439-93-2	
Magnesium	**41200**	ug/L	1000	1	11/11/21 07:00	11/13/21 11:08	7439-95-4	
Manganese	**744**	ug/L	10.0	1	11/11/21 07:00	11/13/21 11:08	7439-96-5	
Molybdenum	**152**	ug/L	10.0	1	11/11/21 07:00	11/13/21 11:08	7439-98-7	
Potassium	**7620**	ug/L	1000	1	11/11/21 07:00	11/13/21 11:08	7440-09-7	
Silica	**13900**	ug/L	450	1	11/11/21 07:00	11/13/21 11:08	7631-86-9	N2
Sodium	**174000**	ug/L	1000	1	11/11/21 07:00	11/13/21 11:08	7440-23-5	
6010 MET ICP, Dissolved	Analytical Method: EPA 6010 Preparation Method: EPA 3010							
	Pace Analytical Services - Indianapolis							
Manganese, Dissolved	**727**	ug/L	10.0	1	11/09/21 13:57	11/11/21 12:10	7439-96-5	
Molybdenum, Dissolved	**147**	ug/L	10.0	1	11/09/21 13:57	11/11/21 12:10	7439-98-7	
6020 MET ICPMS	Analytical Method: EPA 6020 Preparation Method: EPA 200.2							
	Pace Analytical Services - Indianapolis							
Antimony	ND	ug/L	1.0	1	11/03/21 18:25	11/04/21 10:22	7440-36-0	
Arsenic	ND	ug/L	1.0	1	11/03/21 18:25	11/05/21 04:52	7440-38-2	
Cobalt	ND	ug/L	1.0	1	11/03/21 18:25	11/05/21 04:52	7440-48-4	
Selenium	ND	ug/L	1.0	1	11/03/21 18:25	11/05/21 04:52	7782-49-2	
2320B Alkalinity	Analytical Method: SM 2320B							
	Pace Analytical Services - Indianapolis							
Alkalinity, Total as CaCO3	**291**	mg/L	2.0	1		11/04/21 16:03		
Alkalinity,Bicarbonate (CaCO3)	**291**	mg/L	2.0	1		11/04/21 16:03		
Alkalinity,Carbonate (CaCO3)	ND	mg/L	2.0	1		11/04/21 16:03		
2540C Total Dissolved Solids	Analytical Method: SM 2540C							
	Pace Analytical Services - Indianapolis							
Total Dissolved Solids	**1140**	mg/L	20.0	1		11/03/21 10:15		

REPORT OF LABORATORY ANALYSIS

This report shall not be reproduced, except in full,
without the written consent of Pace Analytical Services, LLC.

Pace Analytical Services, LLC
7726 Moller Road
Indianapolis, IN 46268
(317)228-3100

ANALYTICAL RESULTS

Project: Hadring St Profile 1 Report 1
Pace Project No.: 50301756

Sample: MW-5S **Lab ID: 50301756008** Collected: 11/01/21 10:18 Received: 11/02/21 14:30 Matrix: Water

Parameters	Results	Units	Report Limit	DF	Prepared	Analyzed	CAS No.	Qual
4500H+ pH, Electrometric	Analytical Method: SM 4500-H+B Pace Analytical Services - Indianapolis							
pH at 25 Degrees C	**7.2**	Std. Units	0.10	1		11/09/21 10:32		H3
4500S2D Sulfide Water	Analytical Method: SM 4500-S2-D Pace Analytical Services - Indianapolis							
Sulfide	ND	mg/L	0.10	1		11/03/21 17:05	18496-25-8	
353.2 Nitrogen, NO2/NO3 unpres	Analytical Method: EPA 353.2 Pace Analytical Services - Indianapolis							
Nitrogen, Nitrate	ND	mg/L	0.10	1		11/02/21 18:19	14797-55-8	
Nitrogen, Nitrite	ND	mg/L	0.10	1		11/02/21 18:19	14797-65-0	
365.1 Total Phosphorus	Analytical Method: EPA 365.1 Preparation Method: EPA 365.1 Pace Analytical Services - Indianapolis							
Phosphate as P04	ND	mg/L	0.15	1	11/11/21 10:30	11/11/21 18:45		
5310C TOC	Analytical Method: SM 5310C Pace Analytical Services - Indianapolis							
Total Organic Carbon	**1.8**	mg/L	1.0	1		11/09/21 20:43	7440-44-0	
5310C Dissolved Organic Carbon	Analytical Method: SM 5310C Pace Analytical Services - Indianapolis							
Dissolved Organic Carbon	**1.7**	mg/L	1.0	1		11/15/21 21:41		

REPORT OF LABORATORY ANALYSIS

This report shall not be reproduced, except in full,
without the written consent of Pace Analytical Services, LLC.

Pace Analytical Services, LLC
7726 Moller Road
Indianapolis, IN 46268
(317)228-3100

ANALYTICAL RESULTS

Project: Hadring St Profile 1 Report 1
Pace Project No.: 50301756

Sample: MW-6S **Lab ID: 50301756009** Collected: 11/01/21 14:25 Received: 11/02/21 14:30 Matrix: Water

Parameters	Results	Units	Report Limit	DF	Prepared	Analyzed	CAS No.	Qual
9056 IC Anions	Analytical Method: EPA 9056							
	Pace Analytical Services - Indianapolis							
Chloride	**202**	mg/L	25.0	100		11/05/21 14:31	16887-00-6	
Fluoride	**1.2**	mg/L	0.10	1		11/05/21 14:13	16984-48-8	
Sulfate	**485**	mg/L	25.0	100		11/05/21 14:31	14808-79-8	
6010 MET ICP	Analytical Method: EPA 6010 Preparation Method: EPA 3010							
	Pace Analytical Services - Indianapolis							
Aluminum	ND	ug/L	200	1	11/11/21 07:00	11/13/21 11:10	7429-90-5	
Barium	**117**	ug/L	10.0	1	11/11/21 07:00	11/13/21 11:10	7440-39-3	
Boron	**6210**	ug/L	100	1	11/11/21 07:00	11/13/21 11:10	7440-42-8	
Cadmium	ND	ug/L	2.0	1	11/11/21 07:00	11/13/21 11:10	7440-43-9	
Calcium	**233000**	ug/L	2000	2	11/11/21 07:00	11/13/21 12:08	7440-70-2	
Chromium	ND	ug/L	10.0	1	11/11/21 07:00	11/13/21 11:10	7440-47-3	
Iron	**5810**	ug/L	100	1	11/11/21 07:00	11/13/21 11:10	7439-89-6	
Lead	ND	ug/L	10.0	1	11/11/21 07:00	11/13/21 11:10	7439-92-1	
Lithium	**73.0**	ug/L	20.0	1	11/11/21 07:00	11/13/21 11:10	7439-93-2	
Magnesium	**62900**	ug/L	1000	1	11/11/21 07:00	11/13/21 11:10	7439-95-4	
Manganese	**1690**	ug/L	10.0	1	11/11/21 07:00	11/13/21 11:10	7439-96-5	
Molybdenum	**186**	ug/L	10.0	1	11/11/21 07:00	11/13/21 11:10	7439-98-7	
Potassium	**11500**	ug/L	1000	1	11/11/21 07:00	11/13/21 11:10	7440-09-7	
Silica	**13100**	ug/L	450	1	11/11/21 07:00	11/13/21 11:10	7631-86-9	N2
Sodium	**171000**	ug/L	1000	1	11/11/21 07:00	11/13/21 11:10	7440-23-5	
6010 MET ICP, Dissolved	Analytical Method: EPA 6010 Preparation Method: EPA 3010							
	Pace Analytical Services - Indianapolis							
Manganese, Dissolved	**1460**	ug/L	10.0	1	11/09/21 13:57	11/11/21 12:12	7439-96-5	
Molybdenum, Dissolved	**150**	ug/L	10.0	1	11/09/21 13:57	11/11/21 12:12	7439-98-7	
6020 MET ICPMS	Analytical Method: EPA 6020 Preparation Method: EPA 200.2							
	Pace Analytical Services - Indianapolis							
Antimony	ND	ug/L	1.0	1	11/03/21 18:25	11/04/21 10:26	7440-36-0	
Arsenic	**11.8**	ug/L	1.0	1	11/03/21 18:25	11/05/21 04:56	7440-38-2	
Cobalt	**1.6**	ug/L	1.0	1	11/03/21 18:25	11/05/21 04:56	7440-48-4	
Selenium	**6.0**	ug/L	1.0	1	11/03/21 18:25	11/05/21 04:56	7782-49-2	
2320B Alkalinity	Analytical Method: SM 2320B							
	Pace Analytical Services - Indianapolis							
Alkalinity, Total as CaCO3	**426**	mg/L	2.0	1		11/04/21 16:03		
Alkalinity,Bicarbonate (CaCO3)	**426**	mg/L	2.0	1		11/04/21 16:03		
Alkalinity,Carbonate (CaCO3)	ND	mg/L	2.0	1		11/04/21 16:03		
2540C Total Dissolved Solids	Analytical Method: SM 2540C							
	Pace Analytical Services - Indianapolis							
Total Dissolved Solids	**1440**	mg/L	20.0	1		11/03/21 10:16		

REPORT OF LABORATORY ANALYSIS

This report shall not be reproduced, except in full,
without the written consent of Pace Analytical Services, LLC.

Pace Analytical Services, LLC
7726 Moller Road
Indianapolis, IN 46268
(317)228-3100

ANALYTICAL RESULTS

Project: Hadring St Profile 1 Report 1
Pace Project No.: 50301756

Sample: MW-6S **Lab ID: 50301756009** Collected: 11/01/21 14:25 Received: 11/02/21 14:30 Matrix: Water

Parameters	Results	Units	Report Limit	DF	Prepared	Analyzed	CAS No.	Qual
4500H+ pH, Electrometric	Analytical Method: SM 4500-H+B Pace Analytical Services - Indianapolis							
pH at 25 Degrees C	**7.0**	Std. Units	0.10	1		11/09/21 10:46		H3
4500S2D Sulfide Water	Analytical Method: SM 4500-S2-D Pace Analytical Services - Indianapolis							
Sulfide	ND	mg/L	0.10	1		11/03/21 17:05	18496-25-8	
353.2 Nitrogen, NO2/NO3 unpres	Analytical Method: EPA 353.2 Pace Analytical Services - Indianapolis							
Nitrogen, Nitrate	**0.77**	mg/L	0.10	1		11/02/21 18:21	14797-55-8	
Nitrogen, Nitrite	ND	mg/L	0.10	1		11/02/21 18:21	14797-65-0	
365.1 Total Phosphorus	Analytical Method: EPA 365.1 Preparation Method: EPA 365.1 Pace Analytical Services - Indianapolis							
Phosphate as P04	**0.62**	mg/L	0.15	1	11/11/21 10:30	11/11/21 18:46		
5310C TOC	Analytical Method: SM 5310C Pace Analytical Services - Indianapolis							
Total Organic Carbon	**1.8**	mg/L	1.0	1		11/09/21 18:36	7440-44-0	
5310C Dissolved Organic Carbon	Analytical Method: SM 5310C Pace Analytical Services - Indianapolis							
Dissolved Organic Carbon	**1.8**	mg/L	1.0	1		11/15/21 22:01		

REPORT OF LABORATORY ANALYSIS

This report shall not be reproduced, except in full,
without the written consent of Pace Analytical Services, LLC.

Pace Analytical Services, LLC
7726 Moller Road
Indianapolis, IN 46268
(317)228-3100

ANALYTICAL RESULTS

Project: Hadring St Profile 1 Report 1
Pace Project No.: 50301756

Sample: MW-11D **Lab ID: 50301756010** Collected: 11/01/21 10:15 Received: 11/02/21 14:30 Matrix: Water

Parameters	Results	Units	Report Limit	DF	Prepared	Analyzed	CAS No.	Qual
9056 IC Anions	Analytical Method: EPA 9056							
	Pace Analytical Services - Indianapolis							
Chloride	**67.3**	mg/L	25.0	100		11/05/21 15:08	16887-00-6	
Fluoride	**0.36**	mg/L	0.10	1		11/05/21 14:50	16984-48-8	
Sulfate	**530**	mg/L	25.0	100		11/05/21 15:08	14808-79-8	
6010 MET ICP	Analytical Method: EPA 6010 Preparation Method: EPA 3010							
	Pace Analytical Services - Indianapolis							
Aluminum	ND	ug/L	200	1	11/11/21 07:00	11/13/21 11:12	7429-90-5	
Barium	**23.6**	ug/L	10.0	1	11/11/21 07:00	11/13/21 11:12	7440-39-3	
Boron	**10900**	ug/L	100	1	11/11/21 07:00	11/13/21 11:12	7440-42-8	
Cadmium	ND	ug/L	2.0	1	11/11/21 07:00	11/13/21 11:12	7440-43-9	
Calcium	**213000**	ug/L	2000	2	11/11/21 07:00	11/13/21 12:10	7440-70-2	
Chromium	ND	ug/L	10.0	1	11/11/21 07:00	11/13/21 11:12	7440-47-3	
Iron	**5300**	ug/L	100	1	11/11/21 07:00	11/13/21 11:12	7439-89-6	
Lead	ND	ug/L	10.0	1	11/11/21 07:00	11/13/21 11:12	7439-92-1	
Lithium	**150**	ug/L	20.0	1	11/11/21 07:00	11/13/21 11:12	7439-93-2	
Magnesium	**49900**	ug/L	1000	1	11/11/21 07:00	11/13/21 11:12	7439-95-4	
Manganese	**39.5**	ug/L	10.0	1	11/11/21 07:00	11/13/21 11:12	7439-96-5	
Molybdenum	ND	ug/L	10.0	1	11/11/21 07:00	11/13/21 11:12	7439-98-7	
Potassium	**3010**	ug/L	1000	1	11/11/21 07:00	11/13/21 11:12	7440-09-7	
Silica	**16500**	ug/L	450	1	11/11/21 07:00	11/13/21 11:12	7631-86-9	N2
Sodium	**74200**	ug/L	1000	1	11/11/21 07:00	11/13/21 11:12	7440-23-5	
6010 MET ICP, Dissolved	Analytical Method: EPA 6010 Preparation Method: EPA 3010							
	Pace Analytical Services - Indianapolis							
Manganese, Dissolved	**35.6**	ug/L	10.0	1	11/09/21 13:57	11/11/21 12:19	7439-96-5	
Molybdenum, Dissolved	ND	ug/L	10.0	1	11/09/21 13:57	11/11/21 12:19	7439-98-7	
6020 MET ICPMS	Analytical Method: EPA 6020 Preparation Method: EPA 200.2							
	Pace Analytical Services - Indianapolis							
Antimony	ND	ug/L	1.0	1	11/03/21 18:25	11/04/21 10:30	7440-36-0	
Arsenic	**14.8**	ug/L	1.0	1	11/03/21 18:25	11/05/21 05:00	7440-38-2	
Cobalt	ND	ug/L	1.0	1	11/03/21 18:25	11/05/21 05:00	7440-48-4	
Selenium	ND	ug/L	1.0	1	11/03/21 18:25	11/05/21 05:00	7782-49-2	
2320B Alkalinity	Analytical Method: SM 2320B							
	Pace Analytical Services - Indianapolis							
Alkalinity, Total as CaCO3	**249**	mg/L	2.0	1		11/04/21 16:03		
Alkalinity,Bicarbonate (CaCO3)	**249**	mg/L	2.0	1		11/04/21 16:03		
Alkalinity,Carbonate (CaCO3)	ND	mg/L	2.0	1		11/04/21 16:03		
2540C Total Dissolved Solids	Analytical Method: SM 2540C							
	Pace Analytical Services - Indianapolis							
Total Dissolved Solids	**1160**	mg/L	20.0	1		11/03/21 10:16		

REPORT OF LABORATORY ANALYSIS

This report shall not be reproduced, except in full,
without the written consent of Pace Analytical Services, LLC.

Pace Analytical Services, LLC
7726 Moller Road
Indianapolis, IN 46268
(317)228-3100

ANALYTICAL RESULTS

Project: Hadring St Profile 1 Report 1
Pace Project No.: 50301756

Sample: MW-11D **Lab ID: 50301756010** Collected: 11/01/21 10:15 Received: 11/02/21 14:30 Matrix: Water

Parameters	Results	Units	Report Limit	DF	Prepared	Analyzed	CAS No.	Qual
4500H+ pH, Electrometric	Analytical Method: SM 4500-H+B Pace Analytical Services - Indianapolis							
pH at 25 Degrees C	**7.1**	Std. Units	0.10	1		11/09/21 10:31		H3
4500S2D Sulfide Water	Analytical Method: SM 4500-S2-D Pace Analytical Services - Indianapolis							
Sulfide	ND	mg/L	0.10	1		11/03/21 17:05	18496-25-8	
353.2 Nitrogen, NO2/NO3 unpres	Analytical Method: EPA 353.2 Pace Analytical Services - Indianapolis							
Nitrogen, Nitrate	ND	mg/L	0.10	1		11/02/21 18:22	14797-55-8	
Nitrogen, Nitrite	ND	mg/L	0.10	1		11/02/21 18:22	14797-65-0	
365.1 Total Phosphorus	Analytical Method: EPA 365.1 Preparation Method: EPA 365.1 Pace Analytical Services - Indianapolis							
Phosphate as P04	ND	mg/L	0.15	1	11/11/21 12:00	11/17/21 07:32		
5310C TOC	Analytical Method: SM 5310C Pace Analytical Services - Indianapolis							
Total Organic Carbon	ND	mg/L	1.0	1		11/09/21 18:55	7440-44-0	
5310C Dissolved Organic Carbon	Analytical Method: SM 5310C Pace Analytical Services - Indianapolis							
Dissolved Organic Carbon	**1.3**	mg/L	1.0	1		11/15/21 22:20		

REPORT OF LABORATORY ANALYSIS

This report shall not be reproduced, except in full,
without the written consent of Pace Analytical Services, LLC.

Pace Analytical Services, LLC
7726 Moller Road
Indianapolis, IN 46268
(317)228-3100

ANALYTICAL RESULTS

Project: Hadring St Profile 1 Report 1
Pace Project No.: 50301756

Sample: MW-12S **Lab ID: 50301756011** Collected: 11/01/21 12:48 Received: 11/02/21 14:30 Matrix: Water

Parameters	Results	Units	Report Limit	DF	Prepared	Analyzed	CAS No.	Qual
9056 IC Anions	Analytical Method: EPA 9056							
	Pace Analytical Services - Indianapolis							
Chloride	**177**	mg/L	25.0	100		11/05/21 15:45	16887-00-6	
Fluoride	**1.8**	mg/L	0.10	1		11/05/21 15:27	16984-48-8	
Sulfate	**486**	mg/L	25.0	100		11/05/21 15:45	14808-79-8	
6010 MET ICP	Analytical Method: EPA 6010 Preparation Method: EPA 3010							
	Pace Analytical Services - Indianapolis							
Aluminum	ND	ug/L	200	1	11/11/21 07:00	11/13/21 11:15	7429-90-5	
Barium	**31.6**	ug/L	10.0	1	11/11/21 07:00	11/13/21 11:15	7440-39-3	
Boron	**5870**	ug/L	100	1	11/11/21 07:00	11/13/21 11:15	7440-42-8	
Cadmium	ND	ug/L	2.0	1	11/11/21 07:00	11/13/21 11:15	7440-43-9	
Calcium	**198000**	ug/L	1000	1	11/11/21 07:00	11/13/21 11:15	7440-70-2	
Chromium	ND	ug/L	10.0	1	11/11/21 07:00	11/13/21 11:15	7440-47-3	
Iron	ND	ug/L	100	1	11/11/21 07:00	11/13/21 11:15	7439-89-6	
Lead	ND	ug/L	10.0	1	11/11/21 07:00	11/13/21 11:15	7439-92-1	
Lithium	**73.2**	ug/L	20.0	1	11/11/21 07:00	11/13/21 11:15	7439-93-2	
Magnesium	**57000**	ug/L	1000	1	11/11/21 07:00	11/13/21 11:15	7439-95-4	
Manganese	**393**	ug/L	10.0	1	11/11/21 07:00	11/13/21 11:15	7439-96-5	
Molybdenum	**144**	ug/L	10.0	1	11/11/21 07:00	11/13/21 11:15	7439-98-7	
Potassium	**9480**	ug/L	1000	1	11/11/21 07:00	11/13/21 11:15	7440-09-7	
Silica	**15600**	ug/L	450	1	11/11/21 07:00	11/13/21 11:15	7631-86-9	N2
Sodium	**157000**	ug/L	1000	1	11/11/21 07:00	11/13/21 11:15	7440-23-5	
6010 MET ICP, Dissolved	Analytical Method: EPA 6010 Preparation Method: EPA 3010							
	Pace Analytical Services - Indianapolis							
Manganese, Dissolved	**404**	ug/L	10.0	1	11/09/21 13:57	11/11/21 12:21	7439-96-5	
Molybdenum, Dissolved	**137**	ug/L	10.0	1	11/09/21 13:57	11/11/21 12:21	7439-98-7	
6020 MET ICPMS	Analytical Method: EPA 6020 Preparation Method: EPA 200.2							
	Pace Analytical Services - Indianapolis							
Antimony	**2.8**	ug/L	1.0	1	11/03/21 18:25	11/04/21 10:34	7440-36-0	
Arsenic	**43.4**	ug/L	1.0	1	11/03/21 18:25	11/05/21 05:12	7440-38-2	
Cobalt	ND	ug/L	1.0	1	11/03/21 18:25	11/05/21 05:12	7440-48-4	
Selenium	**10.7**	ug/L	1.0	1	11/03/21 18:25	11/05/21 05:12	7782-49-2	
2320B Alkalinity	Analytical Method: SM 2320B							
	Pace Analytical Services - Indianapolis							
Alkalinity, Total as CaCO3	**315**	mg/L	2.0	1		11/04/21 16:03		
Alkalinity,Bicarbonate (CaCO3)	**315**	mg/L	2.0	1		11/04/21 16:03		
Alkalinity,Carbonate (CaCO3)	ND	mg/L	2.0	1		11/04/21 16:03		
2540C Total Dissolved Solids	Analytical Method: SM 2540C							
	Pace Analytical Services - Indianapolis							
Total Dissolved Solids	**1350**	mg/L	20.0	1		11/03/21 10:16		

REPORT OF LABORATORY ANALYSIS

This report shall not be reproduced, except in full,
without the written consent of Pace Analytical Services, LLC.

Pace Analytical Services, LLC
7726 Moller Road
Indianapolis, IN 46268
(317)228-3100

ANALYTICAL RESULTS

Project: Hadring St Profile 1 Report 1
Pace Project No.: 50301756

Sample: MW-12S **Lab ID: 50301756011** Collected: 11/01/21 12:48 Received: 11/02/21 14:30 Matrix: Water

Parameters	Results	Units	Report Limit	DF	Prepared	Analyzed	CAS No.	Qual
4500H+ pH, Electrometric	Analytical Method: SM 4500-H+B Pace Analytical Services - Indianapolis							
pH at 25 Degrees C	**7.3**	Std. Units	0.10	1		11/09/21 10:41		H3
4500S2D Sulfide Water	Analytical Method: SM 4500-S2-D Pace Analytical Services - Indianapolis							
Sulfide	ND	mg/L	0.10	1		11/03/21 17:05	18496-25-8	
353.2 Nitrogen, NO2/NO3 unpres	Analytical Method: EPA 353.2 Pace Analytical Services - Indianapolis							
Nitrogen, Nitrate	**0.24**	mg/L	0.10	1		11/02/21 18:28	14797-55-8	
Nitrogen, Nitrite	ND	mg/L	0.10	1		11/02/21 18:28	14797-65-0	
365.1 Total Phosphorus	Analytical Method: EPA 365.1 Preparation Method: EPA 365.1 Pace Analytical Services - Indianapolis							
Phosphate as P04	ND	mg/L	0.15	1	11/11/21 12:00	11/17/21 07:33		
5310C TOC	Analytical Method: SM 5310C Pace Analytical Services - Indianapolis							
Total Organic Carbon	**1.3**	mg/L	1.0	1		11/09/21 19:21	7440-44-0	
5310C Dissolved Organic Carbon	Analytical Method: SM 5310C Pace Analytical Services - Indianapolis							
Dissolved Organic Carbon	**2.6**	mg/L	1.0	1		11/15/21 23:19		

REPORT OF LABORATORY ANALYSIS

This report shall not be reproduced, except in full,
without the written consent of Pace Analytical Services, LLC.

Pace Analytical Services, LLC
7726 Moller Road
Indianapolis, IN 46268
(317)228-3100

ANALYTICAL RESULTS

Project: Hadring St Profile 1 Report 1
Pace Project No.: 50301756

Sample: MW-11S **Lab ID: 50301756012** Collected: 11/01/21 11:20 Received: 11/02/21 14:30 Matrix: Water

Parameters	Results	Units	Report Limit	DF	Prepared	Analyzed	CAS No.	Qual
9056 IC Anions	Analytical Method: EPA 9056							
	Pace Analytical Services - Indianapolis							
Chloride	**25.1**	mg/L	2.5	10		11/05/21 16:22	16887-00-6	
Fluoride	**1.4**	mg/L	0.10	1		11/05/21 16:03	16984-48-8	
Sulfate	**103**	mg/L	2.5	10		11/05/21 16:22	14808-79-8	
6010 MET ICP	Analytical Method: EPA 6010 Preparation Method: EPA 3010							
	Pace Analytical Services - Indianapolis							
Aluminum	ND	ug/L	200	1	11/11/21 07:00	11/13/21 11:17	7429-90-5	
Barium	**74.3**	ug/L	10.0	1	11/11/21 07:00	11/13/21 11:17	7440-39-3	
Boron	**617**	ug/L	100	1	11/11/21 07:00	11/13/21 11:17	7440-42-8	
Cadmium	ND	ug/L	2.0	1	11/11/21 07:00	11/13/21 11:17	7440-43-9	
Calcium	**50300**	ug/L	1000	1	11/11/21 07:00	11/13/21 11:17	7440-70-2	
Chromium	ND	ug/L	10.0	1	11/11/21 07:00	11/13/21 11:17	7440-47-3	
Iron	**194**	ug/L	100	1	11/11/21 07:00	11/13/21 11:17	7439-89-6	
Lead	ND	ug/L	10.0	1	11/11/21 07:00	11/13/21 11:17	7439-92-1	
Lithium	ND	ug/L	20.0	1	11/11/21 07:00	11/13/21 11:17	7439-93-2	
Magnesium	**29600**	ug/L	1000	1	11/11/21 07:00	11/13/21 11:17	7439-95-4	
Manganese	ND	ug/L	10.0	1	11/11/21 07:00	11/13/21 11:17	7439-96-5	
Molybdenum	**76.1**	ug/L	10.0	1	11/11/21 07:00	11/13/21 11:17	7439-98-7	
Potassium	**2000**	ug/L	1000	1	11/11/21 07:00	11/13/21 11:17	7440-09-7	
Silica	**13600**	ug/L	450	1	11/11/21 07:00	11/13/21 11:17	7631-86-9	N2
Sodium	**20800**	ug/L	1000	1	11/11/21 07:00	11/13/21 11:17	7440-23-5	
6010 MET ICP, Dissolved	Analytical Method: EPA 6010 Preparation Method: EPA 3010							
	Pace Analytical Services - Indianapolis							
Manganese, Dissolved	ND	ug/L	10.0	1	11/09/21 13:57	11/11/21 12:24	7439-96-5	
Molybdenum, Dissolved	**70.8**	ug/L	10.0	1	11/09/21 13:57	11/11/21 12:24	7439-98-7	
6020 MET ICPMS	Analytical Method: EPA 6020 Preparation Method: EPA 200.2							
	Pace Analytical Services - Indianapolis							
Antimony	ND	ug/L	1.0	1	11/03/21 18:25	11/04/21 10:46	7440-36-0	
Arsenic	**2.2**	ug/L	1.0	1	11/03/21 18:25	11/05/21 05:17	7440-38-2	
Cobalt	ND	ug/L	1.0	1	11/03/21 18:25	11/04/21 10:46	7440-48-4	
Selenium	ND	ug/L	1.0	1	11/03/21 18:25	11/05/21 05:17	7782-49-2	
2320B Alkalinity	Analytical Method: SM 2320B							
	Pace Analytical Services - Indianapolis							
Alkalinity, Total as CaCO3	**195**	mg/L	2.0	1		11/04/21 16:03		
Alkalinity,Bicarbonate (CaCO3)	**195**	mg/L	2.0	1		11/04/21 16:03		
Alkalinity,Carbonate (CaCO3)	ND	mg/L	2.0	1		11/04/21 16:03		
2540C Total Dissolved Solids	Analytical Method: SM 2540C							
	Pace Analytical Services - Indianapolis							
Total Dissolved Solids	**421**	mg/L	10.0	1		11/03/21 10:16		

REPORT OF LABORATORY ANALYSIS

This report shall not be reproduced, except in full,
without the written consent of Pace Analytical Services, LLC.

Pace Analytical Services, LLC
7726 Moller Road
Indianapolis, IN 46268
(317)228-3100

ANALYTICAL RESULTS

Project: Hadring St Profile 1 Report 1
Pace Project No.: 50301756

Sample: MW-11S **Lab ID: 50301756012** Collected: 11/01/21 11:20 Received: 11/02/21 14:30 Matrix: Water

Parameters	Results	Units	Report Limit	DF	Prepared	Analyzed	CAS No.	Qual
4500H+ pH, Electrometric	Analytical Method: SM 4500-H+B Pace Analytical Services - Indianapolis							
pH at 25 Degrees C	**7.6**	Std. Units	0.10	1		11/09/21 10:38		H3
4500S2D Sulfide Water	Analytical Method: SM 4500-S2-D Pace Analytical Services - Indianapolis							
Sulfide	ND	mg/L	0.10	1		11/03/21 17:05	18496-25-8	
353.2 Nitrogen, NO2/NO3 unpres	Analytical Method: EPA 353.2 Pace Analytical Services - Indianapolis							
Nitrogen, Nitrate	ND	mg/L	0.10	1		11/02/21 18:30	14797-55-8	
Nitrogen, Nitrite	ND	mg/L	0.10	1		11/02/21 18:30	14797-65-0	
365.1 Total Phosphorus	Analytical Method: EPA 365.1 Preparation Method: EPA 365.1 Pace Analytical Services - Indianapolis							
Phosphate as P04	ND	mg/L	0.15	1	11/11/21 12:00	11/17/21 07:33		
5310C TOC	Analytical Method: SM 5310C Pace Analytical Services - Indianapolis							
Total Organic Carbon	ND	mg/L	1.0	1		11/09/21 19:46	7440-44-0	
5310C Dissolved Organic Carbon	Analytical Method: SM 5310C Pace Analytical Services - Indianapolis							
Dissolved Organic Carbon	ND	mg/L	1.0	1		11/15/21 23:44		

REPORT OF LABORATORY ANALYSIS

This report shall not be reproduced, except in full,
without the written consent of Pace Analytical Services, LLC.

Pace Analytical Services, LLC
7726 Moller Road
Indianapolis, IN 46268
(317)228-3100

ANALYTICAL RESULTS

Project: Hadring St Profile 1 Report 1
Pace Project No.: 50301756

Sample: MW-12D **Lab ID: 50301756013** Collected: 11/01/21 11:40 Received: 11/02/21 14:30 Matrix: Water

Parameters	Results	Units	Report Limit	DF	Prepared	Analyzed	CAS No.	Qual
9056 IC Anions	Analytical Method: EPA 9056							
	Pace Analytical Services - Indianapolis							
Chloride	**168**	mg/L	25.0	100		11/03/21 20:27	16887-00-6	
Fluoride	**1.3**	mg/L	0.10	1		11/03/21 19:54	16984-48-8	
Sulfate	**614**	mg/L	25.0	100		11/03/21 20:27	14808-79-8	
6010 MET ICP	Analytical Method: EPA 6010 Preparation Method: EPA 3010							
	Pace Analytical Services - Indianapolis							
Aluminum	ND	ug/L	200	1	11/11/21 07:00	11/13/21 11:19	7429-90-5	
Barium	**26.8**	ug/L	10.0	1	11/11/21 07:00	11/13/21 11:19	7440-39-3	
Boron	**7730**	ug/L	100	1	11/11/21 07:00	11/13/21 11:19	7440-42-8	
Cadmium	ND	ug/L	2.0	1	11/11/21 07:00	11/13/21 11:19	7440-43-9	
Calcium	**218000**	ug/L	2000	2	11/11/21 07:00	11/13/21 12:12	7440-70-2	
Chromium	ND	ug/L	10.0	1	11/11/21 07:00	11/13/21 11:19	7440-47-3	
Iron	**2340**	ug/L	100	1	11/11/21 07:00	11/13/21 11:19	7439-89-6	
Lead	ND	ug/L	10.0	1	11/11/21 07:00	11/13/21 11:19	7439-92-1	
Lithium	**95.5**	ug/L	20.0	1	11/11/21 07:00	11/13/21 11:19	7439-93-2	
Magnesium	**51400**	ug/L	1000	1	11/11/21 07:00	11/13/21 11:19	7439-95-4	
Manganese	**316**	ug/L	10.0	1	11/11/21 07:00	11/13/21 11:19	7439-96-5	
Molybdenum	**176**	ug/L	10.0	1	11/11/21 07:00	11/13/21 11:19	7439-98-7	
Potassium	**13400**	ug/L	1000	1	11/11/21 07:00	11/13/21 11:19	7440-09-7	
Silica	**13700**	ug/L	450	1	11/11/21 07:00	11/13/21 11:19	7631-86-9	N2
Sodium	**166000**	ug/L	1000	1	11/11/21 07:00	11/13/21 11:19	7440-23-5	
6010 MET ICP, Dissolved	Analytical Method: EPA 6010 Preparation Method: EPA 3010							
	Pace Analytical Services - Indianapolis							
Manganese, Dissolved	**343**	ug/L	10.0	1	11/09/21 13:57	11/11/21 12:26	7439-96-5	
Molybdenum, Dissolved	**171**	ug/L	10.0	1	11/09/21 13:57	11/11/21 12:26	7439-98-7	
6020 MET ICPMS	Analytical Method: EPA 6020 Preparation Method: EPA 200.2							
	Pace Analytical Services - Indianapolis							
Antimony	ND	ug/L	1.0	1	11/03/21 18:25	11/04/21 10:51	7440-36-0	
Arsenic	**428**	ug/L	5.0	5	11/03/21 18:25	11/05/21 05:45	7440-38-2	
Cobalt	ND	ug/L	1.0	1	11/03/21 18:25	11/04/21 10:51	7440-48-4	
Selenium	ND	ug/L	1.0	1	11/03/21 18:25	11/05/21 05:21	7782-49-2	
2320B Alkalinity	Analytical Method: SM 2320B							
	Pace Analytical Services - Indianapolis							
Alkalinity, Total as CaCO3	**254**	mg/L	2.0	1		11/04/21 16:03		
Alkalinity,Bicarbonate (CaCO3)	**254**	mg/L	2.0	1		11/04/21 16:03		
Alkalinity,Carbonate (CaCO3)	ND	mg/L	2.0	1		11/04/21 16:03		
2540C Total Dissolved Solids	Analytical Method: SM 2540C							
	Pace Analytical Services - Indianapolis							
Total Dissolved Solids	**1450**	mg/L	20.0	1		11/03/21 10:16		

REPORT OF LABORATORY ANALYSIS

This report shall not be reproduced, except in full,
without the written consent of Pace Analytical Services, LLC.

Pace Analytical Services, LLC
7726 Moller Road
Indianapolis, IN 46268
(317)228-3100

ANALYTICAL RESULTS

Project: Hadring St Profile 1 Report 1
Pace Project No.: 50301756

Sample: MW-12D **Lab ID: 50301756013** Collected: 11/01/21 11:40 Received: 11/02/21 14:30 Matrix: Water

Parameters	Results	Units	Report Limit	DF	Prepared	Analyzed	CAS No.	Qual
4500H+ pH, Electrometric	Analytical Method: SM 4500-H+B Pace Analytical Services - Indianapolis							
pH at 25 Degrees C	**7.5**	Std. Units	0.10	1		11/09/21 10:39		H3
4500S2D Sulfide Water	Analytical Method: SM 4500-S2-D Pace Analytical Services - Indianapolis							
Sulfide	ND	mg/L	0.10	1		11/03/21 17:05	18496-25-8	
353.2 Nitrogen, NO2/NO3 unpres	Analytical Method: EPA 353.2 Pace Analytical Services - Indianapolis							
Nitrogen, Nitrate	ND	mg/L	0.10	1		11/02/21 18:32	14797-55-8	
Nitrogen, Nitrite	ND	mg/L	0.10	1		11/02/21 18:32	14797-65-0	
365.1 Total Phosphorus	Analytical Method: EPA 365.1 Preparation Method: EPA 365.1 Pace Analytical Services - Indianapolis							
Phosphate as P04	**0.57**	mg/L	0.15	1	11/11/21 12:00	11/17/21 07:35		
5310C TOC	Analytical Method: SM 5310C Pace Analytical Services - Indianapolis							
Total Organic Carbon	**1.1**	mg/L	1.0	1		11/09/21 20:12	7440-44-0	
5310C Dissolved Organic Carbon	Analytical Method: SM 5310C Pace Analytical Services - Indianapolis							
Dissolved Organic Carbon	**1.3**	mg/L	1.0	1		11/16/21 00:04		

REPORT OF LABORATORY ANALYSIS

This report shall not be reproduced, except in full,
without the written consent of Pace Analytical Services, LLC.

Pace Analytical Services, LLC
7726 Moller Road
Indianapolis, IN 46268
(317)228-3100

ANALYTICAL RESULTS

Project: Hadring St Profile 1 Report 1
Pace Project No.: 50301756

Sample: MW-13D **Lab ID: 50301756014** Collected: 11/01/21 16:10 Received: 11/02/21 14:30 Matrix: Water

Parameters	Results	Units	Report Limit	DF	Prepared	Analyzed	CAS No.	Qual
9056 IC Anions	Analytical Method: EPA 9056							
	Pace Analytical Services - Indianapolis							
Chloride	**299**	mg/L	25.0	100		11/03/21 21:18	16887-00-6	
Fluoride	**0.55**	mg/L	0.10	1		11/03/21 20:44	16984-48-8	
Sulfate	**484**	mg/L	25.0	100		11/03/21 21:18	14808-79-8	
6010 MET ICP	Analytical Method: EPA 6010 Preparation Method: EPA 3010							
	Pace Analytical Services - Indianapolis							
Aluminum	ND	ug/L	200	1	11/11/21 07:00	11/13/21 11:21	7429-90-5	
Barium	**30.7**	ug/L	10.0	1	11/11/21 07:00	11/13/21 11:21	7440-39-3	
Boron	**11400**	ug/L	100	1	11/11/21 07:00	11/13/21 11:21	7440-42-8	
Cadmium	ND	ug/L	2.0	1	11/11/21 07:00	11/13/21 11:21	7440-43-9	
Calcium	**191000**	ug/L	1000	1	11/11/21 07:00	11/13/21 11:21	7440-70-2	
Chromium	ND	ug/L	10.0	1	11/11/21 07:00	11/13/21 11:21	7440-47-3	
Iron	**1940**	ug/L	100	1	11/11/21 07:00	11/13/21 11:21	7439-89-6	
Lead	ND	ug/L	10.0	1	11/11/21 07:00	11/13/21 11:21	7439-92-1	
Lithium	**84.7**	ug/L	20.0	1	11/11/21 07:00	11/13/21 11:21	7439-93-2	
Magnesium	**53200**	ug/L	1000	1	11/11/21 07:00	11/13/21 11:21	7439-95-4	
Manganese	**196**	ug/L	10.0	1	11/11/21 07:00	11/13/21 11:21	7439-96-5	
Molybdenum	**599**	ug/L	10.0	1	11/11/21 07:00	11/13/21 11:21	7439-98-7	
Potassium	**15800**	ug/L	1000	1	11/11/21 07:00	11/13/21 11:21	7440-09-7	
Silica	**13300**	ug/L	450	1	11/11/21 07:00	11/13/21 11:21	7631-86-9	N2
Sodium	**180000**	ug/L	1000	1	11/11/21 07:00	11/13/21 11:21	7440-23-5	
6010 MET ICP, Dissolved	Analytical Method: EPA 6010 Preparation Method: EPA 3010							
	Pace Analytical Services - Indianapolis							
Manganese, Dissolved	**182**	ug/L	10.0	1	11/09/21 13:57	11/11/21 12:28	7439-96-5	
Molybdenum, Dissolved	**554**	ug/L	10.0	1	11/09/21 13:57	11/11/21 12:28	7439-98-7	
6020 MET ICPMS	Analytical Method: EPA 6020 Preparation Method: EPA 200.2							
	Pace Analytical Services - Indianapolis							
Antimony	ND	ug/L	1.0	1	11/03/21 18:25	11/04/21 10:55	7440-36-0	
Arsenic	**231**	ug/L	2.0	2	11/03/21 18:25	11/05/21 05:50	7440-38-2	
Cobalt	ND	ug/L	1.0	1	11/03/21 18:25	11/04/21 10:55	7440-48-4	
Selenium	ND	ug/L	1.0	1	11/03/21 18:25	11/05/21 05:25	7782-49-2	
2320B Alkalinity	Analytical Method: SM 2320B							
	Pace Analytical Services - Indianapolis							
Alkalinity, Total as CaCO3	**182**	mg/L	2.0	1		11/04/21 16:03		
Alkalinity,Bicarbonate (CaCO3)	**182**	mg/L	2.0	1		11/04/21 16:03		
Alkalinity,Carbonate (CaCO3)	ND	mg/L	2.0	1		11/04/21 16:03		
2540C Total Dissolved Solids	Analytical Method: SM 2540C							
	Pace Analytical Services - Indianapolis							
Total Dissolved Solids	**1430**	mg/L	20.0	1		11/03/21 10:17		

REPORT OF LABORATORY ANALYSIS

This report shall not be reproduced, except in full,
without the written consent of Pace Analytical Services, LLC.

Pace Analytical Services, LLC
7726 Moller Road
Indianapolis, IN 46268
(317)228-3100

ANALYTICAL RESULTS

Project: Hadring St Profile 1 Report 1
Pace Project No.: 50301756

Sample: MW-13D **Lab ID: 50301756014** Collected: 11/01/21 16:10 Received: 11/02/21 14:30 Matrix: Water

Parameters	Results	Units	Report Limit	DF	Prepared	Analyzed	CAS No.	Qual
4500H+ pH, Electrometric	Analytical Method: SM 4500-H+B Pace Analytical Services - Indianapolis							
pH at 25 Degrees C	**7.6**	Std. Units	0.10	1		11/09/21 10:51		H3
4500S2D Sulfide Water	Analytical Method: SM 4500-S2-D Pace Analytical Services - Indianapolis							
Sulfide	ND	mg/L	0.10	1		11/03/21 17:05	18496-25-8	
353.2 Nitrogen, NO2/NO3 unpres	Analytical Method: EPA 353.2 Pace Analytical Services - Indianapolis							
Nitrogen, Nitrate	ND	mg/L	0.10	1		11/02/21 18:34	14797-55-8	
Nitrogen, Nitrite	ND	mg/L	0.10	1		11/02/21 18:34	14797-65-0	
365.1 Total Phosphorus	Analytical Method: EPA 365.1 Preparation Method: EPA 365.1 Pace Analytical Services - Indianapolis							
Phosphate as P04	**0.34**	mg/L	0.15	1	11/11/21 12:00	11/17/21 07:36		
5310C TOC	Analytical Method: SM 5310C Pace Analytical Services - Indianapolis							
Total Organic Carbon	**1.8**	mg/L	1.0	1		11/09/21 20:32	7440-44-0	
5310C Dissolved Organic Carbon	Analytical Method: SM 5310C Pace Analytical Services - Indianapolis							
Dissolved Organic Carbon	**2.2**	mg/L	1.0	1		11/16/21 00:24		

REPORT OF LABORATORY ANALYSIS

This report shall not be reproduced, except in full,
without the written consent of Pace Analytical Services, LLC.

Pace Analytical Services, LLC
7726 Moller Road
Indianapolis, IN 46268
(317)228-3100

ANALYTICAL RESULTS

Project: Hadring St Profile 1 Report 1
Pace Project No.: 50301756

Sample: MW-14D **Lab ID: 50301756015** Collected: 11/01/21 12:55 Received: 11/02/21 14:30 Matrix: Water

Parameters	Results	Units	Report Limit	DF	Prepared	Analyzed	CAS No.	Qual
9056 IC Anions	Analytical Method: EPA 9056							
	Pace Analytical Services - Indianapolis							
Chloride	**283**	mg/L	25.0	100		11/03/21 22:42	16887-00-6	
Fluoride	**0.20**	mg/L	0.10	1		11/03/21 21:35	16984-48-8	
Sulfate	**1830**	mg/L	25.0	100		11/03/21 22:42	14808-79-8	
6010 MET ICP	Analytical Method: EPA 6010 Preparation Method: EPA 3010							
	Pace Analytical Services - Indianapolis							
Aluminum	**328**	ug/L	200	1	11/11/21 07:00	11/13/21 11:23	7429-90-5	
Barium	**51.5**	ug/L	10.0	1	11/11/21 07:00	11/13/21 11:23	7440-39-3	
Boron	**42400**	ug/L	100	1	11/11/21 07:00	11/13/21 11:23	7440-42-8	
Cadmium	ND	ug/L	2.0	1	11/11/21 07:00	11/13/21 11:23	7440-43-9	
Calcium	**504000**	ug/L	5000	5	11/11/21 07:00	11/13/21 12:14	7440-70-2	
Chromium	ND	ug/L	10.0	1	11/11/21 07:00	11/13/21 11:23	7440-47-3	
Iron	**2460**	ug/L	100	1	11/11/21 07:00	11/13/21 11:23	7439-89-6	
Lead	ND	ug/L	10.0	1	11/11/21 07:00	11/13/21 11:23	7439-92-1	
Lithium	**751**	ug/L	20.0	1	11/11/21 07:00	11/13/21 11:23	7439-93-2	
Magnesium	**123000**	ug/L	1000	1	11/11/21 07:00	11/13/21 11:23	7439-95-4	
Manganese	**293**	ug/L	10.0	1	11/11/21 07:00	11/13/21 11:23	7439-96-5	
Molybdenum	**257**	ug/L	10.0	1	11/11/21 07:00	11/13/21 11:23	7439-98-7	
Potassium	**55200**	ug/L	1000	1	11/11/21 07:00	11/13/21 11:23	7440-09-7	
Silica	**11000**	ug/L	450	1	11/11/21 07:00	11/13/21 11:23	7631-86-9	N2
Sodium	**290000**	ug/L	5000	5	11/11/21 07:00	11/13/21 12:14	7440-23-5	
6010 MET ICP, Dissolved	Analytical Method: EPA 6010 Preparation Method: EPA 3010							
	Pace Analytical Services - Indianapolis							
Manganese, Dissolved	**288**	ug/L	10.0	1	11/09/21 13:57	11/11/21 12:30	7439-96-5	
Molybdenum, Dissolved	**242**	ug/L	10.0	1	11/09/21 13:57	11/11/21 12:30	7439-98-7	
6020 MET ICPMS	Analytical Method: EPA 6020 Preparation Method: EPA 200.2							
	Pace Analytical Services - Indianapolis							
Antimony	ND	ug/L	1.0	1	11/03/21 18:25	11/04/21 10:59	7440-36-0	
Arsenic	**113**	ug/L	1.0	1	11/03/21 18:25	11/05/21 05:37	7440-38-2	
Cobalt	ND	ug/L	1.0	1	11/03/21 18:25	11/04/21 10:59	7440-48-4	
Selenium	ND	ug/L	1.0	1	11/03/21 18:25	11/05/21 05:37	7782-49-2	
2320B Alkalinity	Analytical Method: SM 2320B							
	Pace Analytical Services - Indianapolis							
Alkalinity, Total as CaCO3	**133**	mg/L	2.0	1		11/04/21 16:03		
Alkalinity,Bicarbonate (CaCO3)	**133**	mg/L	2.0	1		11/04/21 16:03		
Alkalinity,Carbonate (CaCO3)	ND	mg/L	2.0	1		11/04/21 16:03		
2540C Total Dissolved Solids	Analytical Method: SM 2540C							
	Pace Analytical Services - Indianapolis							
Total Dissolved Solids	**3380**	mg/L	40.0	1		11/03/21 10:17		

REPORT OF LABORATORY ANALYSIS

This report shall not be reproduced, except in full,
without the written consent of Pace Analytical Services, LLC.

Pace Analytical Services, LLC
7726 Moller Road
Indianapolis, IN 46268
(317)228-3100

ANALYTICAL RESULTS

Project: Hadring St Profile 1 Report 1
Pace Project No.: 50301756

Sample: MW-14D **Lab ID: 50301756015** Collected: 11/01/21 12:55 Received: 11/02/21 14:30 Matrix: Water

Parameters	Results	Units	Report Limit	DF	Prepared	Analyzed	CAS No.	Qual
4500H+ pH, Electrometric	Analytical Method: SM 4500-H+B Pace Analytical Services - Indianapolis							
pH at 25 Degrees C	**7.5**	Std. Units	0.10	1		11/09/21 10:42		H3
4500S2D Sulfide Water	Analytical Method: SM 4500-S2-D Pace Analytical Services - Indianapolis							
Sulfide	ND	mg/L	0.10	1		11/03/21 17:05	18496-25-8	
353.2 Nitrogen, NO2/NO3 unpres	Analytical Method: EPA 353.2 Pace Analytical Services - Indianapolis							
Nitrogen, Nitrate	ND	mg/L	0.10	1		11/02/21 18:35	14797-55-8	
Nitrogen, Nitrite	ND	mg/L	0.10	1		11/02/21 18:35	14797-65-0	
365.1 Total Phosphorus	Analytical Method: EPA 365.1 Preparation Method: EPA 365.1 Pace Analytical Services - Indianapolis							
Phosphate as P04	**0.52**	mg/L	0.15	1	11/11/21 12:00	11/17/21 07:38		
5310C TOC	Analytical Method: SM 5310C Pace Analytical Services - Indianapolis							
Total Organic Carbon	**1.9**	mg/L	1.0	1		11/09/21 20:53	7440-44-0	
5310C Dissolved Organic Carbon	Analytical Method: SM 5310C Pace Analytical Services - Indianapolis							
Dissolved Organic Carbon	**2.0**	mg/L	1.0	1		11/16/21 00:45		

REPORT OF LABORATORY ANALYSIS

This report shall not be reproduced, except in full,
without the written consent of Pace Analytical Services, LLC.

Pace Analytical Services, LLC
7726 Moller Road
Indianapolis, IN 46268
(317)228-3100

ANALYTICAL RESULTS

Project: Hadring St Profile 1 Report 1
Pace Project No.: 50301756

Sample: DUP-1 **Lab ID: 50301756016** Collected: 11/01/21 08:00 Received: 11/02/21 14:30 Matrix: Water

Parameters	Results	Units	Report Limit	DF	Prepared	Analyzed	CAS No.	Qual
9056 IC Anions	Analytical Method: EPA 9056							
	Pace Analytical Services - Indianapolis							
Chloride	**192**	mg/L	25.0	100		11/03/21 23:32	16887-00-6	
Fluoride	**1.1**	mg/L	0.10	1		11/03/21 22:59	16984-48-8	
Sulfate	**477**	mg/L	25.0	100		11/03/21 23:32	14808-79-8	
6010 MET ICP	Analytical Method: EPA 6010 Preparation Method: EPA 3010							
	Pace Analytical Services - Indianapolis							
Aluminum	ND	ug/L	200	1	11/11/21 07:00	11/13/21 11:47	7429-90-5	
Barium	**117**	ug/L	10.0	1	11/11/21 07:00	11/13/21 11:47	7440-39-3	
Boron	**6090**	ug/L	100	1	11/11/21 07:00	11/13/21 11:47	7440-42-8	
Cadmium	ND	ug/L	2.0	1	11/11/21 07:00	11/13/21 11:47	7440-43-9	
Calcium	**234000**	ug/L	2000	2	11/11/21 07:00	11/13/21 12:17	7440-70-2	
Chromium	ND	ug/L	10.0	1	11/11/21 07:00	11/13/21 11:47	7440-47-3	
Iron	**5940**	ug/L	100	1	11/11/21 07:00	11/13/21 11:47	7439-89-6	
Lead	ND	ug/L	10.0	1	11/11/21 07:00	11/13/21 11:47	7439-92-1	
Lithium	**69.6**	ug/L	20.0	1	11/11/21 07:00	11/13/21 11:47	7439-93-2	
Magnesium	**62300**	ug/L	1000	1	11/11/21 07:00	11/13/21 11:47	7439-95-4	
Manganese	**1680**	ug/L	10.0	1	11/11/21 07:00	11/13/21 11:47	7439-96-5	
Molybdenum	**181**	ug/L	10.0	1	11/11/21 07:00	11/13/21 11:47	7439-98-7	
Potassium	**11200**	ug/L	1000	1	11/11/21 07:00	11/13/21 11:47	7440-09-7	
Silica	**12900**	ug/L	450	1	11/11/21 07:00	11/13/21 11:47	7631-86-9	N2
Sodium	**166000**	ug/L	1000	1	11/11/21 07:00	11/13/21 11:47	7440-23-5	
6010 MET ICP, Dissolved	Analytical Method: EPA 6010 Preparation Method: EPA 3010							
	Pace Analytical Services - Indianapolis							
Manganese, Dissolved	**1530**	ug/L	10.0	1	11/09/21 13:57	11/11/21 12:33	7439-96-5	
Molybdenum, Dissolved	**154**	ug/L	10.0	1	11/09/21 13:57	11/11/21 12:33	7439-98-7	
6020 MET ICPMS	Analytical Method: EPA 6020 Preparation Method: EPA 200.2							
	Pace Analytical Services - Indianapolis							
Antimony	ND	ug/L	1.0	1	11/03/21 18:25	11/04/21 11:03	7440-36-0	
Arsenic	**12.4**	ug/L	1.0	1	11/03/21 18:25	11/05/21 05:41	7440-38-2	
Cobalt	**1.6**	ug/L	1.0	1	11/03/21 18:25	11/04/21 11:03	7440-48-4	
Selenium	**6.4**	ug/L	1.0	1	11/03/21 18:25	11/05/21 05:41	7782-49-2	
2320B Alkalinity	Analytical Method: SM 2320B							
	Pace Analytical Services - Indianapolis							
Alkalinity, Total as CaCO3	**440**	mg/L	2.0	1		11/04/21 16:03		
Alkalinity,Bicarbonate (CaCO3)	**440**	mg/L	2.0	1		11/04/21 16:03		
Alkalinity,Carbonate (CaCO3)	ND	mg/L	2.0	1		11/04/21 16:03		
2540C Total Dissolved Solids	Analytical Method: SM 2540C							
	Pace Analytical Services - Indianapolis							
Total Dissolved Solids	**1380**	mg/L	20.0	1		11/03/21 10:17		

REPORT OF LABORATORY ANALYSIS

This report shall not be reproduced, except in full,
without the written consent of Pace Analytical Services, LLC.

Pace Analytical Services, LLC
7726 Moller Road
Indianapolis, IN 46268
(317)228-3100

ANALYTICAL RESULTS

Project: Hadring St Profile 1 Report 1
Pace Project No.: 50301756

Sample: DUP-1 **Lab ID: 50301756016** Collected: 11/01/21 08:00 Received: 11/02/21 14:30 Matrix: Water

Parameters	Results	Units	Report Limit	DF	Prepared	Analyzed	CAS No.	Qual
4500H+ pH, Electrometric	Analytical Method: SM 4500-H+B Pace Analytical Services - Indianapolis							
pH at 25 Degrees C	**6.9**	Std. Units	0.10	1		11/09/21 10:30		H3
4500S2D Sulfide Water	Analytical Method: SM 4500-S2-D Pace Analytical Services - Indianapolis							
Sulfide	ND	mg/L	0.10	1		11/03/21 17:05	18496-25-8	
353.2 Nitrogen, NO2/NO3 unpres	Analytical Method: EPA 353.2 Pace Analytical Services - Indianapolis							
Nitrogen, Nitrate	**0.67**	mg/L	0.10	1		11/02/21 18:37	14797-55-8	
Nitrogen, Nitrite	ND	mg/L	0.10	1		11/02/21 18:37	14797-65-0	
365.1 Total Phosphorus	Analytical Method: EPA 365.1 Preparation Method: EPA 365.1 Pace Analytical Services - Indianapolis							
Phosphate as P04	**0.62**	mg/L	0.15	1	11/11/21 12:00	11/17/21 07:39		
5310C TOC	Analytical Method: SM 5310C Pace Analytical Services - Indianapolis							
Total Organic Carbon	**2.0**	mg/L	1.0	1		11/09/21 21:25	7440-44-0	
5310C Dissolved Organic Carbon	Analytical Method: SM 5310C Pace Analytical Services - Indianapolis							
Dissolved Organic Carbon	**2.0**	mg/L	1.0	1		11/16/21 01:05		

REPORT OF LABORATORY ANALYSIS

This report shall not be reproduced, except in full,
without the written consent of Pace Analytical Services, LLC.

Pace Analytical Services, LLC
7726 Moller Road
Indianapolis, IN 46268
(317)228-3100

QUALITY CONTROL DATA

Project: Hadring St Profile 1 Report 1
Pace Project No.: 50301756

QC Batch: 648336
QC Batch Method: EPA 9056
Analysis Method: EPA 9056
Analysis Description: 9056 IC Anions
Laboratory: Pace Analytical Services - Indianapolis
Associated Lab Samples: 50301756001, 50301756002, 50301756003, 50301756004, 50301756007, 50301756008, 50301756009, 50301756010, 50301756011, 50301756012

METHOD BLANK: 2987050 Matrix: Water
Associated Lab Samples: 50301756001, 50301756002, 50301756003, 50301756004, 50301756007, 50301756008, 50301756009, 50301756010, 50301756011, 50301756012

Parameter	Units	Blank Result	Reporting Limit	Analyzed	Qualifiers
Chloride	mg/L	ND	0.25	11/04/21 20:41	
Fluoride	mg/L	ND	0.10	11/04/21 20:41	
Sulfate	mg/L	ND	0.25	11/04/21 20:41	

LABORATORY CONTROL SAMPLE: 2987051

Parameter	Units	Spike Conc.	LCS Result	LCS % Rec	% Rec Limits	Qualifiers
Chloride	mg/L	1.2	1.2	93	80-120	
Fluoride	mg/L	0.5	0.47	95	80-120	
Sulfate	mg/L	2.5	2.4	95	80-120	

MATRIX SPIKE & MATRIX SPIKE DUPLICATE: 2987052 2987053

Parameter	Units	50301756004 Result	MS Spike Conc.	MSD Spike Conc.	MS Result	MSD Result	MS % Rec	MSD % Rec	% Rec Limits	RPD	Max RPD	Qual
Chloride	mg/L	178	125	125	305	305	101	102	80-120	0	15	
Fluoride	mg/L	0.15	0.5	0.5	0.52	0.53	74	75	80-120	1	15	M0
Sulfate	mg/L	76.4	25	25	100	101	96	98	80-120	0	15	

Results presented on this page are in the units indicated by the "Units" column except where an alternate unit is presented to the right of the result.

REPORT OF LABORATORY ANALYSIS

This report shall not be reproduced, except in full,
without the written consent of Pace Analytical Services, LLC.

Pace Analytical Services, LLC
7726 Moller Road
Indianapolis, IN 46268
(317)228-3100

QUALITY CONTROL DATA

Project: Hadring St Profile 1 Report 1
Pace Project No.: 50301756

QC Batch: 648381
QC Batch Method: EPA 9056
Analysis Method: EPA 9056
Analysis Description: 9056 IC Anions
Laboratory: Pace Analytical Services - Indianapolis
Associated Lab Samples: 50301756013, 50301756014, 50301756015, 50301756016

METHOD BLANK: 2987254 Matrix: Water
Associated Lab Samples: 50301756013, 50301756014, 50301756015, 50301756016

Parameter	Units	Blank Result	Reporting Limit	Analyzed	Qualifiers
Chloride	mg/L	ND	0.25	11/03/21 19:20	
Fluoride	mg/L	ND	0.10	11/03/21 19:20	
Sulfate	mg/L	ND	0.25	11/03/21 19:20	

LABORATORY CONTROL SAMPLE: 2987255

Parameter	Units	Spike Conc.	LCS Result	LCS % Rec	% Rec Limits	Qualifiers
Chloride	mg/L	1.2	1.2	94	80-120	
Fluoride	mg/L	0.5	0.48	95	80-120	
Sulfate	mg/L	2.5	2.4	97	80-120	

MATRIX SPIKE & MATRIX SPIKE DUPLICATE: 2987256 2987257

Parameter	Units	50301690012 Result	MS Spike Conc.	MSD Spike Conc.	MS Result	MSD Result	MS % Rec	MSD % Rec	% Rec Limits	RPD	Max RPD	Qual
Chloride	mg/L	2.6	1.2	1.2	3.7	3.7	91	92	80-120	0	15	
Fluoride	mg/L	<0.10	0.5	0.5	0.48	0.48	87	87	80-120	0	15	
Sulfate	mg/L	<1.0	2.5	2.5	2.8	2.7	92	92	80-120	0	15	

MATRIX SPIKE & MATRIX SPIKE DUPLICATE: 2987258 2987259

Parameter	Units	50301690013 Result	MS Spike Conc.	MSD Spike Conc.	MS Result	MSD Result	MS % Rec	MSD % Rec	% Rec Limits	RPD	Max RPD	Qual
Chloride	mg/L	11.4	1.2	1.2	12.4	12.4	77	78	80-120	0	15	E
Fluoride	mg/L	<0.10	0.5	0.5	0.45	0.46	82	84	80-120	3	15	
Sulfate	mg/L	4.5	2.5	2.5	7.0	7.0	97	97	80-120	0	15	

Results presented on this page are in the units indicated by the "Units" column except where an alternate unit is presented to the right of the result.

REPORT OF LABORATORY ANALYSIS

This report shall not be reproduced, except in full,
without the written consent of Pace Analytical Services, LLC.

Pace Analytical Services, LLC
7726 Moller Road
Indianapolis, IN 46268
(317)228-3100

QUALITY CONTROL DATA

Project: Hadring St Profile 1 Report 1
Pace Project No.: 50301756

QC Batch: 648524
QC Batch Method: EPA 3010
Analysis Method: EPA 6010
Analysis Description: 6010 MET
Laboratory: Pace Analytical Services - Indianapolis
Associated Lab Samples: 50301756001, 50301756002, 50301756003, 50301756004, 50301756007, 50301756008, 50301756009, 50301756010, 50301756011, 50301756012, 50301756013, 50301756014, 50301756015, 50301756016

METHOD BLANK: 2988162 Matrix: Water
Associated Lab Samples: 50301756001, 50301756002, 50301756003, 50301756004, 50301756007, 50301756008, 50301756009, 50301756010, 50301756011, 50301756012, 50301756013, 50301756014, 50301756015, 50301756016

Parameter	Units	Blank Result	Reporting Limit	Analyzed	Qualifiers
Aluminum	ug/L	ND	200	11/13/21 10:39	
Barium	ug/L	ND	10.0	11/13/21 10:39	
Boron	ug/L	ND	100	11/13/21 10:39	
Cadmium	ug/L	ND	2.0	11/13/21 10:39	
Calcium	ug/L	ND	1000	11/13/21 10:39	
Chromium	ug/L	ND	10.0	11/13/21 10:39	
Iron	ug/L	ND	100	11/13/21 10:39	
Lead	ug/L	ND	10.0	11/13/21 10:39	
Lithium	ug/L	ND	20.0	11/13/21 10:39	
Magnesium	ug/L	ND	1000	11/13/21 10:39	
Manganese	ug/L	ND	10.0	11/13/21 10:39	
Molybdenum	ug/L	ND	10.0	11/13/21 10:39	
Potassium	ug/L	ND	1000	11/13/21 10:39	
Silica	ug/L	ND	450	11/13/21 10:39	N2
Sodium	ug/L	ND	1000	11/13/21 10:39	

LABORATORY CONTROL SAMPLE: 2988163

Parameter	Units	Spike Conc.	LCS Result	LCS % Rec	% Rec Limits	Qualifiers
Aluminum	ug/L	5000	4730	95	80-120	
Barium	ug/L	1000	950	95	80-120	
Boron	ug/L	1000	941	94	80-120	
Cadmium	ug/L	1000	907	91	80-120	
Calcium	ug/L	5000	4820	96	80-120	
Chromium	ug/L	1000	952	95	80-120	
Iron	ug/L	2500	2390	96	80-120	
Lead	ug/L	1000	899	90	80-120	
Lithium	ug/L	1000	1010	101	80-120	
Magnesium	ug/L	5000	4620	92	80-120	
Manganese	ug/L	1000	927	93	80-120	
Molybdenum	ug/L	1000	945	94	80-120	
Potassium	ug/L	5000	4700	94	80-120	
Silica	ug/L	5350	5030	94		N2
Sodium	ug/L	5000	4720	94	80-120	

Results presented on this page are in the units indicated by the "Units" column except where an alternate unit is presented to the right of the result.

REPORT OF LABORATORY ANALYSIS

This report shall not be reproduced, except in full,
without the written consent of Pace Analytical Services, LLC.

Pace Analytical Services, LLC
7726 Moller Road
Indianapolis, IN 46268
(317)228-3100

QUALITY CONTROL DATA

Project: Hadring St Profile 1 Report 1
Pace Project No.: 50301756

MATRIX SPIKE & MATRIX SPIKE DUPLICATE: 2988164 2988165

Parameter	Units	50301756004 Result	MS Spike Conc.	MSD Spike Conc.	MS Result	MSD Result	MS % Rec	MSD % Rec	% Rec Limits	RPD	Max RPD	Qual
Aluminum	ug/L	ND	5000	5000	4630	4510	92	90	75-125	2	20	
Barium	ug/L	66.9	1000	1000	1030	1000	96	93	75-125	3	20	
Boron	ug/L	393	1000	1000	1370	1340	97	95	75-125	2	20	
Cadmium	ug/L	ND	1000	1000	932	915	93	92	75-125	2	20	
Calcium	ug/L	107000	5000	5000	111000	111000	78	70	75-125	0	20	P6
Chromium	ug/L	ND	1000	1000	966	937	97	94	75-125	3	20	
Iron	ug/L	1650	2500	2500	4000	3960	94	92	75-125	1	20	
Lead	ug/L	ND	1000	1000	880	859	88	86	75-125	2	20	
Lithium	ug/L	ND	1000	1000	1090	1060	107	105	75-125	3	20	
Magnesium	ug/L	26100	5000	5000	30300	30200	83	83	75-125	0	20	
Manganese	ug/L	241	1000	1000	1160	1140	92	90	75-125	2	20	
Molybdenum	ug/L	ND	1000	1000	984	963	98	96	75-125	2	20	
Potassium	ug/L	3850	5000	5000	8960	8860	102	100	75-125	1	20	
Silica	ug/L	10200	5350	5350	15300	15200	94	92		1		N2
Sodium	ug/L	77600	5000	5000	82600	81700	101	82	75-125	1	20	

Results presented on this page are in the units indicated by the "Units" column except where an alternate unit is presented to the right of the result.

REPORT OF LABORATORY ANALYSIS

This report shall not be reproduced, except in full,
without the written consent of Pace Analytical Services, LLC.

Pace Analytical Services, LLC
7726 Moller Road
Indianapolis, IN 46268
(317)228-3100

QUALITY CONTROL DATA

Project: Hadring St Profile 1 Report 1
Pace Project No.: 50301756

QC Batch: 648486
QC Batch Method: EPA 3010
Analysis Method: EPA 6010
Analysis Description: 6010 MET Dissolved
Laboratory: Pace Analytical Services - Indianapolis
Associated Lab Samples: 50301756001, 50301756002, 50301756003, 50301756004, 50301756007, 50301756008, 50301756009, 50301756010, 50301756011, 50301756012, 50301756013, 50301756014, 50301756015, 50301756016

METHOD BLANK: 2987927 Matrix: Water
Associated Lab Samples: 50301756001, 50301756002, 50301756003, 50301756004, 50301756007, 50301756008, 50301756009, 50301756010, 50301756011, 50301756012, 50301756013, 50301756014, 50301756015, 50301756016

Parameter	Units	Blank Result	Reporting Limit	Analyzed	Qualifiers
Manganese, Dissolved	ug/L	ND	10.0	11/11/21 11:26	
Molybdenum, Dissolved	ug/L	ND	10.0	11/11/21 11:26	

LABORATORY CONTROL SAMPLE: 2987928

Parameter	Units	Spike Conc.	LCS Result	LCS % Rec	% Rec Limits	Qualifiers
Manganese, Dissolved	ug/L	1000	956	96	80-120	
Molybdenum, Dissolved	ug/L	1000	986	99	80-120	

MATRIX SPIKE & MATRIX SPIKE DUPLICATE: 2987929 2987930

Parameter	Units	50301711003 Result	MS Spike Conc.	MSD Spike Conc.	MS Result	MSD Result	MS % Rec	MSD % Rec	% Rec Limits	RPD	Max RPD	Qual
Manganese, Dissolved	ug/L	2250	1000	1000	3170	3160	92	91	75-125	0	20	
Molybdenum, Dissolved	ug/L	ND	1000	1000	1010	1000	100	99	75-125	1	20	

MATRIX SPIKE & MATRIX SPIKE DUPLICATE: 2987931 2987932

Parameter	Units	50301756004 Result	MS Spike Conc.	MSD Spike Conc.	MS Result	MSD Result	MS % Rec	MSD % Rec	% Rec Limits	RPD	Max RPD	Qual
Manganese, Dissolved	ug/L	233	1000	1000	1180	1120	94	89	75-125	5	20	
Molybdenum, Dissolved	ug/L	ND	1000	1000	981	943	97	94	75-125	4	20	

Results presented on this page are in the units indicated by the "Units" column except where an alternate unit is presented to the right of the result.

REPORT OF LABORATORY ANALYSIS

This report shall not be reproduced, except in full,
without the written consent of Pace Analytical Services, LLC.

Pace Analytical Services, LLC
7726 Moller Road
Indianapolis, IN 46268
(317)228-3100

QUALITY CONTROL DATA

Project: Hadring St Profile 1 Report 1
Pace Project No.: 50301756

QC Batch: 648378
QC Batch Method: EPA 200.2
Analysis Method: EPA 6020
Analysis Description: 6020 MET
Laboratory: Pace Analytical Services - Indianapolis
Associated Lab Samples: 50301756001, 50301756002, 50301756003, 50301756004, 50301756007, 50301756008, 50301756009, 50301756010, 50301756011, 50301756012, 50301756013, 50301756014, 50301756015, 50301756016

METHOD BLANK: 2987188 Matrix: Water
Associated Lab Samples: 50301756001, 50301756002, 50301756003, 50301756004, 50301756007, 50301756008, 50301756009, 50301756010, 50301756011, 50301756012, 50301756013, 50301756014, 50301756015, 50301756016

Parameter	Units	Blank Result	Reporting Limit	Analyzed	Qualifiers
Antimony	ug/L	ND	1.0	11/04/21 03:36	
Arsenic	ug/L	ND	1.0	11/04/21 03:36	
Cobalt	ug/L	ND	1.0	11/04/21 03:36	
Selenium	ug/L	ND	1.0	11/04/21 03:36	

LABORATORY CONTROL SAMPLE: 2987189

Parameter	Units	Spike Conc.	LCS Result	LCS % Rec	% Rec Limits	Qualifiers
Antimony	ug/L	40	40.0	100	80-120	
Arsenic	ug/L	40	37.6	94	80-120	
Cobalt	ug/L	40	38.0	95	80-120	
Selenium	ug/L	40	36.0	90	80-120	

MATRIX SPIKE & MATRIX SPIKE DUPLICATE: 2987190 2987191

Parameter	Units	50301756004 Result	MS Spike Conc.	MSD Spike Conc.	MS Result	MSD Result	MS % Rec	MSD % Rec	% Rec Limits	RPD	Max RPD	Qual
Antimony	ug/L	ND	40	40	41.1	41.4	103	103	75-125	1	20	
Arsenic	ug/L	3.4	40	40	40.4	40.7	92	93	75-125	1	20	
Cobalt	ug/L	ND	40	40	36.0	36.3	90	90	75-125	1	20	
Selenium	ug/L	ND	40	40	38.7	39.1	96	97	75-125	1	20	

Results presented on this page are in the units indicated by the "Units" column except where an alternate unit is presented to the right of the result.

REPORT OF LABORATORY ANALYSIS

This report shall not be reproduced, except in full,
without the written consent of Pace Analytical Services, LLC.

Pace Analytical Services, LLC
7726 Moller Road
Indianapolis, IN 46268
(317)228-3100

QUALITY CONTROL DATA

Project: Hadring St Profile 1 Report 1
Pace Project No.: 50301756

QC Batch: 648601 | Analysis Method: SM 2320B
QC Batch Method: SM 2320B | Analysis Description: 2320B Alkalinity
Laboratory: Pace Analytical Services - Indianapolis
Associated Lab Samples: 50301756001, 50301756002, 50301756003, 50301756004, 50301756007, 50301756008, 50301756009, 50301756010, 50301756011, 50301756012, 50301756013, 50301756014, 50301756015, 50301756016

METHOD BLANK: 2988459 Matrix: Water
Associated Lab Samples: 50301756001, 50301756002, 50301756003, 50301756004, 50301756007, 50301756008, 50301756009, 50301756010, 50301756011, 50301756012, 50301756013, 50301756014, 50301756015, 50301756016

Parameter	Units	Blank Result	Reporting Limit	Analyzed	Qualifiers
Alkalinity, Total as CaCO3	mg/L	ND	2.0	11/04/21 16:03	
Alkalinity,Bicarbonate (CaCO3)	mg/L	ND	2.0	11/04/21 16:03	
Alkalinity,Carbonate (CaCO3)	mg/L	ND	2.0	11/04/21 16:03	

LABORATORY CONTROL SAMPLE: 2988460

Parameter	Units	Spike Conc.	LCS Result	LCS % Rec	% Rec Limits	Qualifiers
Alkalinity, Total as CaCO3	mg/L	50	48.7	97	90-110	

SAMPLE DUPLICATE: 2988461

Parameter	Units	50301756004 Result	Dup Result	RPD	Max RPD	Qualifiers
Alkalinity, Total as CaCO3	mg/L	216	218	1	20	
Alkalinity,Bicarbonate (CaCO3)	mg/L	216	218	1	20	
Alkalinity,Carbonate (CaCO3)	mg/L	ND	ND		20	

SAMPLE DUPLICATE: 2988462

Parameter	Units	50301767002 Result	Dup Result	RPD	Max RPD	Qualifiers
Alkalinity, Total as CaCO3	mg/L	378	349	8	20	
Alkalinity,Bicarbonate (CaCO3)	mg/L	378	348	8	20	
Alkalinity,Carbonate (CaCO3)	mg/L	ND	ND		20	

Results presented on this page are in the units indicated by the "Units" column except where an alternate unit is presented to the right of the result.

REPORT OF LABORATORY ANALYSIS

This report shall not be reproduced, except in full,
without the written consent of Pace Analytical Services, LLC.

Pace Analytical Services, LLC
7726 Moller Road
Indianapolis, IN 46268
(317)228-3100

QUALITY CONTROL DATA

Project: Hadring St Profile 1 Report 1
Pace Project No.: 50301756

QC Batch: 648289
QC Batch Method: SM 2540C
Analysis Method: SM 2540C
Analysis Description: 2540C Total Dissolved Solids
Laboratory: Pace Analytical Services - Indianapolis
Associated Lab Samples: 50301756001

METHOD BLANK: 2986822 Matrix: Water
Associated Lab Samples: 50301756001

Parameter	Units	Blank Result	Reporting Limit	Analyzed	Qualifiers
Total Dissolved Solids	mg/L	ND	10.0	11/03/21 09:56	

LABORATORY CONTROL SAMPLE: 2986823

Parameter	Units	Spike Conc.	LCS Result	LCS % Rec	% Rec Limits	Qualifiers
Total Dissolved Solids	mg/L	300	304	101	80-120	

SAMPLE DUPLICATE: 2986825

Parameter	Units	50301711003 Result	Dup Result	RPD	Max RPD	Qualifiers
Total Dissolved Solids	mg/L	2530	2570	1	10	

SAMPLE DUPLICATE: 2986912

Parameter	Units	50301712003 Result	Dup Result	RPD	Max RPD	Qualifiers
Total Dissolved Solids	mg/L	2530	2570	1	10	

Results presented on this page are in the units indicated by the "Units" column except where an alternate unit is presented to the right of the result.

REPORT OF LABORATORY ANALYSIS

This report shall not be reproduced, except in full,
without the written consent of Pace Analytical Services, LLC.

Pace Analytical Services, LLC
7726 Moller Road
Indianapolis, IN 46268
(317)228-3100

QUALITY CONTROL DATA

Project: Hadring St Profile 1 Report 1
Pace Project No.: 50301756

QC Batch: 648290 | Analysis Method: SM 2540C
QC Batch Method: SM 2540C | Analysis Description: 2540C Total Dissolved Solids
Laboratory: Pace Analytical Services - Indianapolis
Associated Lab Samples: 50301756002, 50301756003, 50301756004, 50301756007, 50301756008, 50301756009, 50301756010, 50301756011, 50301756012, 50301756013, 50301756014, 50301756015, 50301756016

METHOD BLANK: 2986830 Matrix: Water
Associated Lab Samples: 50301756002, 50301756003, 50301756004, 50301756007, 50301756008, 50301756009, 50301756010, 50301756011, 50301756012, 50301756013, 50301756014, 50301756015, 50301756016

Parameter	Units	Blank Result	Reporting Limit	Analyzed	Qualifiers
Total Dissolved Solids	mg/L	ND	10.0	11/03/21 10:14	

LABORATORY CONTROL SAMPLE: 2986831

Parameter	Units	Spike Conc.	LCS Result	LCS % Rec	% Rec Limits	Qualifiers
Total Dissolved Solids	mg/L	300	291	97	80-120	

SAMPLE DUPLICATE: 2986832

Parameter	Units	50301756004 Result	Dup Result	RPD	Max RPD	Qualifiers
Total Dissolved Solids	mg/L	615	626	2	10	

SAMPLE DUPLICATE: 2986833

Parameter	Units	50301767002 Result	Dup Result	RPD	Max RPD	Qualifiers
Total Dissolved Solids	mg/L	439	443	1	10	

Results presented on this page are in the units indicated by the "Units" column except where an alternate unit is presented to the right of the result.

REPORT OF LABORATORY ANALYSIS

This report shall not be reproduced, except in full,
without the written consent of Pace Analytical Services, LLC.

Pace Analytical Services, LLC
7726 Moller Road
Indianapolis, IN 46268
(317)228-3100

QUALITY CONTROL DATA

Project: Hadring St Profile 1 Report 1
Pace Project No.: 50301756

QC Batch: 649296
QC Batch Method: SM 4500-H+B
Analysis Method: SM 4500-H+B
Analysis Description: 4500H+B pH
Laboratory: Pace Analytical Services - Indianapolis
Associated Lab Samples: 50301756001, 50301756002, 50301756003, 50301756004, 50301756007, 50301756008, 50301756009, 50301756010, 50301756011, 50301756012, 50301756013, 50301756014, 50301756015, 50301756016

SAMPLE DUPLICATE: 2991788

Parameter	Units	50301756004 Result	Dup Result	RPD	Max RPD	Qualifiers
pH at 25 Degrees C	Std. Units	7.3	7.3	0	2	H3

SAMPLE DUPLICATE: 2991789

Parameter	Units	50301767002 Result	Dup Result	RPD	Max RPD	Qualifiers
pH at 25 Degrees C	Std. Units	7.8	7.9	0	2	H3

Results presented on this page are in the units indicated by the "Units" column except where an alternate unit is presented to the right of the result.

REPORT OF LABORATORY ANALYSIS

This report shall not be reproduced, except in full,
without the written consent of Pace Analytical Services, LLC.

Pace Analytical Services, LLC
7726 Moller Road
Indianapolis, IN 46268
(317)228-3100

QUALITY CONTROL DATA

Project: Hadring St Profile 1 Report 1
Pace Project No.: 50301756

QC Batch: 648329 | Analysis Method: SM 4500-S2-D
QC Batch Method: SM 4500-S2-D | Analysis Description: 4500S2D Sulfide Water
Laboratory: Pace Analytical Services - Indianapolis
Associated Lab Samples: 50301756001, 50301756002, 50301756003, 50301756004, 50301756007, 50301756008, 50301756009, 50301756010, 50301756011, 50301756012, 50301756013, 50301756014, 50301756015, 50301756016

METHOD BLANK: 2987019 Matrix: Water
Associated Lab Samples: 50301756001, 50301756002, 50301756003, 50301756004, 50301756007, 50301756008, 50301756009, 50301756010, 50301756011, 50301756012, 50301756013, 50301756014, 50301756015, 50301756016

Parameter	Units	Blank Result	Reporting Limit	Analyzed	Qualifiers
Sulfide	mg/L	ND	0.10	11/03/21 17:05	

LABORATORY CONTROL SAMPLE: 2987020

Parameter	Units	Spike Conc.	LCS Result	LCS % Rec	% Rec Limits	Qualifiers
Sulfide	mg/L	0.5	0.50	100	90-110	

MATRIX SPIKE & MATRIX SPIKE DUPLICATE: 2987021 2987022

Parameter	Units	50301756004 Result	MS Spike Conc.	MSD Spike Conc.	MS Result	MSD Result	MS % Rec	MSD % Rec	% Rec Limits	RPD	Max RPD	Qual
Sulfide	mg/L	ND	0.5	0.5	0.37	0.39	74	78	90-110	5	20	M3

MATRIX SPIKE & MATRIX SPIKE DUPLICATE: 2987023 2987024

Parameter	Units	50301767002 Result	MS Spike Conc.	MSD Spike Conc.	MS Result	MSD Result	MS % Rec	MSD % Rec	% Rec Limits	RPD	Max RPD	Qual
Sulfide	mg/L	ND	0.5	0.5	0.35	0.35	71	70	90-110	1	20	M3

Results presented on this page are in the units indicated by the "Units" column except where an alternate unit is presented to the right of the result.

REPORT OF LABORATORY ANALYSIS

This report shall not be reproduced, except in full,
without the written consent of Pace Analytical Services, LLC.

Pace Analytical Services, LLC
7726 Moller Road
Indianapolis, IN 46268
(317)228-3100

QUALITY CONTROL DATA

Project: Hadring St Profile 1 Report 1
Pace Project No.: 50301756

QC Batch: 648160
QC Batch Method: EPA 353.2
Analysis Method: EPA 353.2
Analysis Description: 353.2 Nitrate + Nitrite, Unpres.
Laboratory: Pace Analytical Services - Indianapolis
Associated Lab Samples: 50301756001, 50301756002, 50301756003, 50301756004, 50301756007, 50301756008, 50301756009, 50301756010, 50301756011, 50301756012, 50301756013, 50301756014, 50301756015, 50301756016

METHOD BLANK: 2986375 Matrix: Water
Associated Lab Samples: 50301756001, 50301756002, 50301756003, 50301756004, 50301756007, 50301756008, 50301756009, 50301756010, 50301756011, 50301756012, 50301756013, 50301756014, 50301756015, 50301756016

Parameter	Units	Blank Result	Reporting Limit	Analyzed	Qualifiers
Nitrogen, Nitrate	mg/L	ND	0.10	11/02/21 14:27	
Nitrogen, Nitrite	mg/L	ND	0.10	11/02/21 14:27	

LABORATORY CONTROL SAMPLE: 2986376

Parameter	Units	Spike Conc.	LCS Result	LCS % Rec	% Rec Limits	Qualifiers
Nitrogen, Nitrate	mg/L	1	1.0	101	90-110	
Nitrogen, Nitrite	mg/L	1	1.1	109	90-110	

MATRIX SPIKE & MATRIX SPIKE DUPLICATE: 2986377 2986378

Parameter	Units	50301711003 Result	MS Spike Conc.	MSD Spike Conc.	MS Result	MSD Result	MS % Rec	MSD % Rec	% Rec Limits	RPD	Max RPD	Qual
Nitrogen, Nitrate	mg/L	ND	1	1	1.0	1.0	102	102	90-110	0	20	
Nitrogen, Nitrite	mg/L	ND	1	1	1.1	1.1	111	111	90-110	0	20	M3

MATRIX SPIKE & MATRIX SPIKE DUPLICATE: 2986572 2986573

Parameter	Units	50301756004 Result	MS Spike Conc.	MSD Spike Conc.	MS Result	MSD Result	MS % Rec	MSD % Rec	% Rec Limits	RPD	Max RPD	Qual
Nitrogen, Nitrate	mg/L	ND	1	1	0.96	0.96	96	96	90-110	0	20	
Nitrogen, Nitrite	mg/L	ND	1	1	1.1	1.1	109	109	90-110	0	20	

Results presented on this page are in the units indicated by the "Units" column except where an alternate unit is presented to the right of the result.

REPORT OF LABORATORY ANALYSIS

This report shall not be reproduced, except in full,
without the written consent of Pace Analytical Services, LLC.

Pace Analytical Services, LLC
7726 Moller Road
Indianapolis, IN 46268
(317)228-3100

QUALITY CONTROL DATA

Project: Hadring St Profile 1 Report 1
Pace Project No.: 50301756

QC Batch: 649655 | Analysis Method: EPA 365.1
QC Batch Method: EPA 365.1 | Analysis Description: 365.1 Total Phosphorus
Laboratory: Pace Analytical Services - Indianapolis
Associated Lab Samples: 50301756001, 50301756002, 50301756003, 50301756004, 50301756007, 50301756008, 50301756009

METHOD BLANK: 2993568 Matrix: Water
Associated Lab Samples: 50301756001, 50301756002, 50301756003, 50301756004, 50301756007, 50301756008, 50301756009

Parameter	Units	Blank Result	Reporting Limit	Analyzed	Qualifiers
Phosphate as P04	mg/L	ND	0.15	11/11/21 18:38	

LABORATORY CONTROL SAMPLE: 2993569

Parameter	Units	Spike Conc.	LCS Result	LCS % Rec	% Rec Limits	Qualifiers
Phosphate as P04	mg/L		1.6			

MATRIX SPIKE & MATRIX SPIKE DUPLICATE: 2993570 2993571

Parameter	Units	50301756004 Result	MS Spike Conc.	MSD Spike Conc.	MS Result	MSD Result	MS % Rec	MSD % Rec	% Rec Limits	RPD	Max RPD	Qual
Phosphate as P04	mg/L	ND			1.6	ND						

MATRIX SPIKE & MATRIX SPIKE DUPLICATE: 2993572 2993573

Parameter	Units	50301690012 Result	MS Spike Conc.	MSD Spike Conc.	MS Result	MSD Result	MS % Rec	MSD % Rec	% Rec Limits	RPD	Max RPD	Qual
Phosphate as P04	mg/L	<0.15			1.7	1.7				1		

Results presented on this page are in the units indicated by the "Units" column except where an alternate unit is presented to the right of the result.

REPORT OF LABORATORY ANALYSIS

This report shall not be reproduced, except in full,
without the written consent of Pace Analytical Services, LLC.

Pace Analytical Services, LLC
7726 Moller Road
Indianapolis, IN 46268
(317)228-3100

QUALITY CONTROL DATA

Project: Hadring St Profile 1 Report 1
Pace Project No.: 50301756

QC Batch: 649656 | Analysis Method: EPA 365.1
QC Batch Method: EPA 365.1 | Analysis Description: 365.1 Total Phosphorus
Laboratory: Pace Analytical Services - Indianapolis
Associated Lab Samples: 50301756010, 50301756011, 50301756012, 50301756013, 50301756014, 50301756015, 50301756016

METHOD BLANK: 2993578 Matrix: Water
Associated Lab Samples: 50301756010, 50301756011, 50301756012, 50301756013, 50301756014, 50301756015, 50301756016

Parameter	Units	Blank Result	Reporting Limit	Analyzed	Qualifiers
Phosphate as P04	mg/L	ND	0.15	11/17/21 07:31	

LABORATORY CONTROL SAMPLE: 2993579

Parameter	Units	Spike Conc.	LCS Result	LCS % Rec	% Rec Limits	Qualifiers
Phosphate as P04	mg/L		1.6			

MATRIX SPIKE SAMPLE: 2993580

Parameter	Units	50301756010 Result	Spike Conc.	MS Result	MS % Rec	% Rec Limits	Qualifiers
Phosphate as P04	mg/L	ND		1.6			

MATRIX SPIKE & MATRIX SPIKE DUPLICATE: 2993581 2993582

Parameter	Units	50301690013 Result	MS Spike Conc.	MSD Spike Conc.	MS Result	MSD Result	MS % Rec	MSD % Rec	% Rec Limits	RPD	Max RPD	Qual
Phosphate as P04	mg/L	<0.15			1.5	1.5				1		

Results presented on this page are in the units indicated by the "Units" column except where an alternate unit is presented to the right of the result.

REPORT OF LABORATORY ANALYSIS

This report shall not be reproduced, except in full,
without the written consent of Pace Analytical Services, LLC.

Pace Analytical Services, LLC
7726 Moller Road
Indianapolis, IN 46268
(317)228-3100

QUALITY CONTROL DATA

Project: Hadring St Profile 1 Report 1
Pace Project No.: 50301756

QC Batch: 649369 | Analysis Method: SM 5310C
QC Batch Method: SM 5310C | Analysis Description: 5310C Total Organic Carbon
Laboratory: Pace Analytical Services - Indianapolis
Associated Lab Samples: 50301756001, 50301756002, 50301756003, 50301756004, 50301756007, 50301756008

METHOD BLANK: 2992155 Matrix: Water
Associated Lab Samples: 50301756001, 50301756002, 50301756003, 50301756004, 50301756007, 50301756008

Parameter	Units	Blank Result	Reporting Limit	Analyzed	Qualifiers
Total Organic Carbon	mg/L	ND	1.0	11/09/21 15:26	

LABORATORY CONTROL SAMPLE: 2992156

Parameter	Units	Spike Conc.	LCS Result	LCS % Rec	% Rec Limits	Qualifiers
Total Organic Carbon	mg/L	10	10.4	104	90-110	

MATRIX SPIKE & MATRIX SPIKE DUPLICATE: 2992157 2992158

Parameter	Units	50301711003 Result	MS Spike Conc.	MSD Spike Conc.	MS Result	MSD Result	MS % Rec	MSD % Rec	% Rec Limits	RPD	Max RPD	Qual
Total Organic Carbon	mg/L	2.3	10	10	12.6	12.8	102	105	80-120	2	20	

MATRIX SPIKE & MATRIX SPIKE DUPLICATE: 2992159 2992160

Parameter	Units	50301756004 Result	MS Spike Conc.	MSD Spike Conc.	MS Result	MSD Result	MS % Rec	MSD % Rec	% Rec Limits	RPD	Max RPD	Qual
Total Organic Carbon	mg/L	1.1	10	10	11.4	11.3	103	102	80-120	1	20	

Results presented on this page are in the units indicated by the "Units" column except where an alternate unit is presented to the right of the result.

REPORT OF LABORATORY ANALYSIS

This report shall not be reproduced, except in full,
without the written consent of Pace Analytical Services, LLC.

Pace Analytical Services, LLC
7726 Moller Road
Indianapolis, IN 46268
(317)228-3100

QUALITY CONTROL DATA

Project: Hadring St Profile 1 Report 1
Pace Project No.: 50301756

QC Batch: 649371 | Analysis Method: SM 5310C
QC Batch Method: SM 5310C | Analysis Description: 5310C Total Organic Carbon
Laboratory: Pace Analytical Services - Indianapolis
Associated Lab Samples: 50301756009, 50301756010, 50301756011, 50301756012, 50301756013, 50301756014, 50301756015, 50301756016

METHOD BLANK: 2992165 Matrix: Water
Associated Lab Samples: 50301756009, 50301756010, 50301756011, 50301756012, 50301756013, 50301756014, 50301756015, 50301756016

Parameter	Units	Blank Result	Reporting Limit	Analyzed	Qualifiers
Total Organic Carbon	mg/L	ND	1.0	11/09/21 17:50	

LABORATORY CONTROL SAMPLE: 2992166

Parameter	Units	Spike Conc.	LCS Result	LCS % Rec	% Rec Limits	Qualifiers
Total Organic Carbon	mg/L	10	9.7	97	90-110	

MATRIX SPIKE & MATRIX SPIKE DUPLICATE: 2992167 2992168

Parameter	Units	50301758007 Result	MS Spike Conc.	MSD Spike Conc.	MS Result	MSD Result	MS % Rec	MSD % Rec	% Rec Limits	RPD	Max RPD	Qual
Total Organic Carbon	mg/L	1.1	10	10	10.8	10.9	97	98	80-120	1	20	

MATRIX SPIKE SAMPLE: 2992169

Parameter	Units	50301763002 Result	Spike Conc.	MS Result	MS % Rec	% Rec Limits	Qualifiers
Total Organic Carbon	mg/L	5880 ug/L	10	15.7	98	80-120	

Results presented on this page are in the units indicated by the "Units" column except where an alternate unit is presented to the right of the result.

REPORT OF LABORATORY ANALYSIS

This report shall not be reproduced, except in full,
without the written consent of Pace Analytical Services, LLC.

Pace Analytical Services, LLC
7726 Moller Road
Indianapolis, IN 46268
(317)228-3100

QUALITY CONTROL DATA

Project: Hadring St Profile 1 Report 1
Pace Project No.: 50301756

QC Batch: 650220
QC Batch Method: SM 5310C
Analysis Method: SM 5310C
Analysis Description: 5310C Dissolved Organic Carbon
Laboratory: Pace Analytical Services - Indianapolis
Associated Lab Samples: 50301756001, 50301756002, 50301756003, 50301756004, 50301756007, 50301756008, 50301756009, 50301756010, 50301756011, 50301756012, 50301756013, 50301756014, 50301756015, 50301756016

METHOD BLANK: 2997030 Matrix: Water
Associated Lab Samples: 50301756001, 50301756002, 50301756003, 50301756004, 50301756007, 50301756008, 50301756009, 50301756010, 50301756011, 50301756012, 50301756013, 50301756014, 50301756015, 50301756016

Parameter	Units	Blank Result	Reporting Limit	Analyzed	Qualifiers
Dissolved Organic Carbon	mg/L	ND	1.0	11/15/21 15:04	

LABORATORY CONTROL SAMPLE: 2997031

Parameter	Units	Spike Conc.	LCS Result	LCS % Rec	% Rec Limits	Qualifiers
Dissolved Organic Carbon	mg/L	10	9.6	96	90-110	

MATRIX SPIKE & MATRIX SPIKE DUPLICATE: 2997032 2997033

Parameter	Units	50301711003 Result	MS Spike Conc.	MSD Spike Conc.	MS Result	MSD Result	MS % Rec	MSD % Rec	% Rec Limits	RPD	Max RPD	Qual
Dissolved Organic Carbon	mg/L	2.3	10	10	11.8	12.3	95	100	80-120	4	20	

MATRIX SPIKE & MATRIX SPIKE DUPLICATE: 2997034 2997035

Parameter	Units	50301756004 Result	MS Spike Conc.	MSD Spike Conc.	MS Result	MSD Result	MS % Rec	MSD % Rec	% Rec Limits	RPD	Max RPD	Qual
Dissolved Organic Carbon	mg/L	1.2	10	10	10.9	10.9	97	98	80-120	1	20	

Results presented on this page are in the units indicated by the "Units" column except where an alternate unit is presented to the right of the result.

REPORT OF LABORATORY ANALYSIS

This report shall not be reproduced, except in full,
without the written consent of Pace Analytical Services, LLC.

Pace Analytical Services, LLC
7726 Moller Road
Indianapolis, IN 46268
(317)228-3100

ANALYTICAL RESULTS - RADIOCHEMISTRY

Project: Hadring St Profile 1 Report 1
Pace Project No.: 50301756

Sample: MW-2S **Lab ID: 50301756001** Collected: 11/01/21 10:35 Received: 11/02/21 14:30 Matrix: Water
PWS: Site ID: Sample Type:

Parameters	Method	Act ± Unc (MDC) Carr Trac	Units	Analyzed	CAS No.	Qual
	Pace Analytical Services - Greensburg					
Radium-226	EPA 903.1	**1.11 ± 0.505 (0.513) C:NA T:93%**	pCi/L	12/09/21 14:18	13982-63-3	
	Pace Analytical Services - Greensburg					
Radium-228	EPA 904.0	**1.12 ± 0.434 (0.628) C:66% T:88%**	pCi/L	12/09/21 11:43	15262-20-1	
	Pace Analytical Services - Greensburg					
Total Radium	Total Radium Calculation	**2.23 ± 0.939 (1.14)**	pCi/L	12/14/21 13:39	7440-14-4	

REPORT OF LABORATORY ANALYSIS

This report shall not be reproduced, except in full,
without the written consent of Pace Analytical Services, LLC.

Pace Analytical Services, LLC
7726 Moller Road
Indianapolis, IN 46268
(317)228-3100

ANALYTICAL RESULTS - RADIOCHEMISTRY

Project: Hadring St Profile 1 Report 1
Pace Project No.: 50301756

Sample: MW-2D **Lab ID: 50301756002** Collected: 11/01/21 12:00 Received: 11/02/21 14:30 Matrix: Water
PWS: Site ID: Sample Type:

Parameters	Method	Act ± Unc (MDC) Carr Trac	Units	Analyzed	CAS No.	Qual
	Pace Analytical Services - Greensburg					
Radium-226	EPA 903.1	**0.189 ± 0.355 (0.628) C:NA T:102%**	pCi/L	12/09/21 14:18	13982-63-3	
	Pace Analytical Services - Greensburg					
Radium-228	EPA 904.0	**1.39 ± 0.516 (0.770) C:60% T:99%**	pCi/L	12/09/21 11:43	15262-20-1	
	Pace Analytical Services - Greensburg					
Total Radium	Total Radium Calculation	**1.58 ± 0.871 (1.40)**	pCi/L	12/14/21 13:39	7440-14-4	

This report shall not be reproduced, except in full,
without the written consent of Pace Analytical Services, LLC.

Pace Analytical Services, LLC
7726 Moller Road
Indianapolis, IN 46268
(317)228-3100

ANALYTICAL RESULTS - RADIOCHEMISTRY

Project: Hadring St Profile 1 Report 1
Pace Project No.: 50301756

Sample: MW-3S **Lab ID: 50301756003** Collected: 11/01/21 15:10 Received: 11/02/21 14:30 Matrix: Water
PWS: Site ID: Sample Type:

Parameters	Method	Act ± Unc (MDC) Carr Trac	Units	Analyzed	CAS No.	Qual
	Pace Analytical Services - Greensburg					
Radium-226	EPA 903.1	**-0.325 ± 0.320 (0.764) C:NA T:99%**	pCi/L	12/09/21 14:18	13982-63-3	
	Pace Analytical Services - Greensburg					
Radium-228	EPA 904.0	**0.591 ± 0.386 (0.732) C:63% T:95%**	pCi/L	12/09/21 11:43	15262-20-1	
	Pace Analytical Services - Greensburg					
Total Radium	Total Radium Calculation	**0.591 ± 0.706 (1.50)**	pCi/L	12/14/21 13:39	7440-14-4	

REPORT OF LABORATORY ANALYSIS

This report shall not be reproduced, except in full,
without the written consent of Pace Analytical Services, LLC.

Pace Analytical Services, LLC
7726 Moller Road
Indianapolis, IN 46268
(317)228-3100

ANALYTICAL RESULTS - RADIOCHEMISTRY

Project: Hadring St Profile 1 Report 1
Pace Project No.: 50301756

Sample: MW-3D **Lab ID: 50301756004** Collected: 11/01/21 15:22 Received: 11/02/21 14:30 Matrix: Water
PWS: Site ID: Sample Type:

Parameters	Method	Act ± Unc (MDC) Carr Trac	Units	Analyzed	CAS No.	Qual
	Pace Analytical Services - Greensburg					
Radium-226	EPA 903.1	**0.342 ± 0.352 (0.564) C:NA T:100%**	pCi/L	12/09/21 14:18	13982-63-3	
	Pace Analytical Services - Greensburg					
Radium-228	EPA 904.0	**1.14 ± 0.495 (0.820) C:66% T:88%**	pCi/L	12/09/21 11:45	15262-20-1	
	Pace Analytical Services - Greensburg					
Total Radium	Total Radium Calculation	**1.48 ± 0.847 (1.38)**	pCi/L	12/14/21 13:39	7440-14-4	

This report shall not be reproduced, except in full,
without the written consent of Pace Analytical Services, LLC.

Pace Analytical Services, LLC
7726 Moller Road
Indianapolis, IN 46268
(317)228-3100

ANALYTICAL RESULTS - RADIOCHEMISTRY

Project: Hadring St Profile 1 Report 1
Pace Project No.: 50301756

Sample: MW-3D RAD MS **Lab ID: 50301756005** Collected: 11/01/21 15:22 Received: 11/02/21 14:30 Matrix: Water
PWS: Site ID: Sample Type:

Parameters	Method	Act ± Unc (MDC) Carr Trac	Units	Analyzed	CAS No.	Qual
		Pace Analytical Services - Greensburg				
Radium-226	EPA 903.1	**84.37 %REC ± NA (NA) C:NA T:NA%**	pCi/L	12/09/21 14:18	13982-63-3	
		Pace Analytical Services - Greensburg				
Radium-228	EPA 904.0	**110.32 %REC ± NA (NA) C:NA T:NA**	pCi/L	12/09/21 11:45	15262-20-1	

REPORT OF LABORATORY ANALYSIS

This report shall not be reproduced, except in full,
without the written consent of Pace Analytical Services, LLC.

Pace Analytical Services, LLC
7726 Moller Road
Indianapolis, IN 46268
(317)228-3100

ANALYTICAL RESULTS - RADIOCHEMISTRY

Project: Hadring St Profile 1 Report 1
Pace Project No.: 50301756

Sample: MW-3D RAD MSD **Lab ID: 50301756006** Collected: 11/01/21 15:22 Received: 11/02/21 14:30 Matrix: Water
PWS: Site ID: Sample Type:

Parameters	Method	Act ± Unc (MDC) Carr Trac	Units	Analyzed	CAS No.	Qual
	Pace Analytical Services - Greensburg					
Radium-226	EPA 903.1	**90.15 %REC 6.62 RPD ± NA (NA) C:NA T:NA%**	pCi/L	12/09/21 14:18	13982-63-3	
	Pace Analytical Services - Greensburg					
Radium-228	EPA 904.0	**105.13 %REC 4.81 RPD ± NA (NA) C:NA T:NA**	pCi/L	12/09/21 11:45	15262-20-1	

REPORT OF LABORATORY ANALYSIS

This report shall not be reproduced, except in full,
without the written consent of Pace Analytical Services, LLC.

Pace Analytical Services, LLC
7726 Moller Road
Indianapolis, IN 46268
(317)228-3100

ANALYTICAL RESULTS - RADIOCHEMISTRY

Project: Hadring St Profile 1 Report 1
Pace Project No.: 50301756

Sample: MW-4S **Lab ID: 50301756007** Collected: 11/01/21 14:16 Received: 11/02/21 14:30 Matrix: Water
PWS: Site ID: Sample Type:

Parameters	Method	Act ± Unc (MDC) Carr Trac	Units	Analyzed	CAS No.	Qual
	Pace Analytical Services - Greensburg					
Radium-226	EPA 903.1	**0.120 ± 0.394 (0.728) C:NA T:96%**	pCi/L	12/09/21 14:18	13982-63-3	
	Pace Analytical Services - Greensburg					
Radium-228	EPA 904.0	**-0.0640 ± 0.400 (0.931) C:66% T:94%**	pCi/L	12/09/21 11:45	15262-20-1	
	Pace Analytical Services - Greensburg					
Total Radium	Total Radium Calculation	**0.120 ± 0.794 (1.66)**	pCi/L	12/14/21 13:39	7440-14-4	

REPORT OF LABORATORY ANALYSIS

This report shall not be reproduced, except in full,
without the written consent of Pace Analytical Services, LLC.

Pace Analytical Services, LLC
7726 Moller Road
Indianapolis, IN 46268
(317)228-3100

ANALYTICAL RESULTS - RADIOCHEMISTRY

Project: Hadring St Profile 1 Report 1
Pace Project No.: 50301756

Sample: MW-5S **Lab ID: 50301756008** Collected: 11/01/21 10:18 Received: 11/02/21 14:30 Matrix: Water
PWS: Site ID: Sample Type:

Parameters	Method	Act ± Unc (MDC) Carr Trac	Units	Analyzed	CAS No.	Qual
	Pace Analytical Services - Greensburg					
Radium-226	EPA 903.1	**0.0401 ± 0.342 (0.667) C:NA T:97%**	pCi/L	12/09/21 14:31	13982-63-3	
	Pace Analytical Services - Greensburg					
Radium-228	EPA 904.0	**0.979 ± 0.441 (0.751) C:69% T:92%**	pCi/L	12/09/21 11:45	15262-20-1	
	Pace Analytical Services - Greensburg					
Total Radium	Total Radium Calculation	**1.02 ± 0.783 (1.42)**	pCi/L	12/14/21 13:39	7440-14-4	

This report shall not be reproduced, except in full,
without the written consent of Pace Analytical Services, LLC.

Pace Analytical Services, LLC
7726 Moller Road
Indianapolis, IN 46268
(317)228-3100

ANALYTICAL RESULTS - RADIOCHEMISTRY

Project: Hadring St Profile 1 Report 1
Pace Project No.: 50301756

Sample: MW-6S **Lab ID: 50301756009** Collected: 11/01/21 14:25 Received: 11/02/21 14:30 Matrix: Water
PWS: Site ID: Sample Type:

Parameters	Method	Act ± Unc (MDC) Carr Trac	Units	Analyzed	CAS No.	Qual
	Pace Analytical Services - Greensburg					
Radium-226	EPA 903.1	**-0.234 ± 0.401 (0.882) C:NA T:88%**	pCi/L	12/09/21 14:31	13982-63-3	
	Pace Analytical Services - Greensburg					
Radium-228	EPA 904.0	**0.392 ± 0.375 (0.770) C:67% T:89%**	pCi/L	12/09/21 11:45	15262-20-1	
	Pace Analytical Services - Greensburg					
Total Radium	Total Radium Calculation	**0.392 ± 0.776 (1.65)**	pCi/L	12/14/21 13:39	7440-14-4	

REPORT OF LABORATORY ANALYSIS

This report shall not be reproduced, except in full,
without the written consent of Pace Analytical Services, LLC.

Pace Analytical Services, LLC
7726 Moller Road
Indianapolis, IN 46268
(317)228-3100

ANALYTICAL RESULTS - RADIOCHEMISTRY

Project: Hadring St Profile 1 Report 1
Pace Project No.: 50301756

Sample: MW-11D **Lab ID: 50301756010** Collected: 11/01/21 10:15 Received: 11/02/21 14:30 Matrix: Water
PWS: Site ID: Sample Type:

Parameters	Method	Act ± Unc (MDC) Carr Trac	Units	Analyzed	CAS No.	Qual
	Pace Analytical Services - Greensburg					
Radium-226	EPA 903.1	**0.0864 ± 0.268 (0.519) C:NA T:96%**	pCi/L	12/09/21 14:31	13982-63-3	
	Pace Analytical Services - Greensburg					
Radium-228	EPA 904.0	**1.00 ± 0.443 (0.740) C:68% T:95%**	pCi/L	12/09/21 11:46	15262-20-1	
	Pace Analytical Services - Greensburg					
Total Radium	Total Radium Calculation	**1.09 ± 0.711 (1.26)**	pCi/L	12/14/21 13:39	7440-14-4	

REPORT OF LABORATORY ANALYSIS

This report shall not be reproduced, except in full,
without the written consent of Pace Analytical Services, LLC.

Pace Analytical Services, LLC
7726 Moller Road
Indianapolis, IN 46268
(317)228-3100

ANALYTICAL RESULTS - RADIOCHEMISTRY

Project: Hadring St Profile 1 Report 1
Pace Project No.: 50301756

Sample: MW-12S **Lab ID: 50301756011** Collected: 11/01/21 12:48 Received: 11/02/21 14:30 Matrix: Water
PWS: Site ID: Sample Type:

Parameters	Method	Act ± Unc (MDC) Carr Trac	Units	Analyzed	CAS No.	Qual
	Pace Analytical Services - Greensburg					
Radium-226	EPA 903.1	**0.000 ± 0.357 (0.703) C:NA T:102%**	pCi/L	12/09/21 14:31	13982-63-3	
	Pace Analytical Services - Greensburg					
Radium-228	EPA 904.0	**0.912 ± 0.481 (0.874) C:64% T:91%**	pCi/L	12/09/21 11:46	15262-20-1	
	Pace Analytical Services - Greensburg					
Total Radium	Total Radium Calculation	**0.912 ± 0.838 (1.58)**	pCi/L	12/14/21 13:39	7440-14-4	

This report shall not be reproduced, except in full,
without the written consent of Pace Analytical Services, LLC.

Pace Analytical Services, LLC
7726 Moller Road
Indianapolis, IN 46268
(317)228-3100

ANALYTICAL RESULTS - RADIOCHEMISTRY

Project: Hadring St Profile 1 Report 1
Pace Project No.: 50301756

Sample: MW-11S **Lab ID: 50301756012** Collected: 11/01/21 11:20 Received: 11/02/21 14:30 Matrix: Water
PWS: Site ID: Sample Type:

Parameters	Method	Act ± Unc (MDC) Carr Trac	Units	Analyzed	CAS No.	Qual
	Pace Analytical Services - Greensburg					
Radium-226	EPA 903.1	**0.497 ± 0.368 (0.498) C:NA T:101%**	pCi/L	12/09/21 14:31	13982-63-3	
	Pace Analytical Services - Greensburg					
Radium-228	EPA 904.0	**0.571 ± 0.438 (0.869) C:63% T:89%**	pCi/L	12/09/21 11:46	15262-20-1	
	Pace Analytical Services - Greensburg					
Total Radium	Total Radium Calculation	**1.07 ± 0.806 (1.37)**	pCi/L	12/14/21 13:39	7440-14-4	

This report shall not be reproduced, except in full,
without the written consent of Pace Analytical Services, LLC.

Pace Analytical Services, LLC
7726 Moller Road
Indianapolis, IN 46268
(317)228-3100

ANALYTICAL RESULTS - RADIOCHEMISTRY

Project: Hadring St Profile 1 Report 1
Pace Project No.: 50301756

Sample: MW-12D **Lab ID: 50301756013** Collected: 11/01/21 11:40 Received: 11/02/21 14:30 Matrix: Water
PWS: Site ID: Sample Type:

Parameters	Method	Act ± Unc (MDC) Carr Trac	Units	Analyzed	CAS No.	Qual
	Pace Analytical Services - Greensburg					
Radium-226	EPA 903.1	**0.205 ± 0.349 (0.616) C:NA T:87%**	pCi/L	12/09/21 14:31	13982-63-3	
	Pace Analytical Services - Greensburg					
Radium-228	EPA 904.0	**0.755 ± 0.411 (0.745) C:70% T:88%**	pCi/L	12/09/21 11:46	15262-20-1	
	Pace Analytical Services - Greensburg					
Total Radium	Total Radium Calculation	**0.960 ± 0.760 (1.36)**	pCi/L	12/14/21 13:39	7440-14-4	

This report shall not be reproduced, except in full,
without the written consent of Pace Analytical Services, LLC.

Pace Analytical Services, LLC
7726 Moller Road
Indianapolis, IN 46268
(317)228-3100

ANALYTICAL RESULTS - RADIOCHEMISTRY

Project: Hadring St Profile 1 Report 1
Pace Project No.: 50301756

Sample: MW-13D **Lab ID: 50301756014** Collected: 11/01/21 16:10 Received: 11/02/21 14:30 Matrix: Water
PWS: Site ID: Sample Type:

Parameters	Method	Act ± Unc (MDC) Carr Trac	Units	Analyzed	CAS No.	Qual
	Pace Analytical Services - Greensburg					
Radium-226	EPA 903.1	**0.370 ± 0.294 (0.382) C:NA T:93%**	pCi/L	12/09/21 14:31	13982-63-3	
	Pace Analytical Services - Greensburg					
Radium-228	EPA 904.0	**1.09 ± 0.446 (0.699) C:67% T:92%**	pCi/L	12/09/21 11:46	15262-20-1	
	Pace Analytical Services - Greensburg					
Total Radium	Total Radium Calculation	**1.46 ± 0.740 (1.08)**	pCi/L	12/14/21 13:39	7440-14-4	

REPORT OF LABORATORY ANALYSIS

This report shall not be reproduced, except in full,
without the written consent of Pace Analytical Services, LLC.

Pace Analytical Services, LLC
7726 Moller Road
Indianapolis, IN 46268
(317)228-3100

ANALYTICAL RESULTS - RADIOCHEMISTRY

Project: Hadring St Profile 1 Report 1
Pace Project No.: 50301756

Sample: MW-14D **Lab ID: 50301756015** Collected: 11/01/21 12:55 Received: 11/02/21 14:30 Matrix: Water
PWS: Site ID: Sample Type:

Parameters	Method	Act ± Unc (MDC) Carr Trac	Units	Analyzed	CAS No.	Qual
	Pace Analytical Services - Greensburg					
Radium-226	EPA 903.1	**0.117 ± 0.398 (0.735) C:NA T:99%**	pCi/L	12/09/21 14:31	13982-63-3	
	Pace Analytical Services - Greensburg					
Radium-228	EPA 904.0	**1.37 ± 0.632 (1.11) C:66% T:78%**	pCi/L	12/09/21 11:35	15262-20-1	
	Pace Analytical Services - Greensburg					
Total Radium	Total Radium Calculation	**1.49 ± 1.03 (1.85)**	pCi/L	12/14/21 13:39	7440-14-4	

REPORT OF LABORATORY ANALYSIS

This report shall not be reproduced, except in full,
without the written consent of Pace Analytical Services, LLC.

Pace Analytical Services, LLC
7726 Moller Road
Indianapolis, IN 46268
(317)228-3100

ANALYTICAL RESULTS - RADIOCHEMISTRY

Project: Hadring St Profile 1 Report 1
Pace Project No.: 50301756

Sample: DUP-1 **Lab ID: 50301756016** Collected: 11/01/21 08:00 Received: 11/02/21 14:30 Matrix: Water
PWS: Site ID: Sample Type:

Parameters	Method	Act ± Unc (MDC) Carr Trac	Units	Analyzed	CAS No.	Qual
	Pace Analytical Services - Greensburg					
Radium-226	EPA 903.1	**0.401 ± 0.354 (0.525) C:NA T:94%**	pCi/L	12/09/21 14:50	13982-63-3	
	Pace Analytical Services - Greensburg					
Radium-228	EPA 904.0	**0.563 ± 0.504 (1.04) C:66% T:87%**	pCi/L	12/09/21 11:35	15262-20-1	
	Pace Analytical Services - Greensburg					
Total Radium	Total Radium Calculation	**0.964 ± 0.858 (1.57)**	pCi/L	12/14/21 13:38	7440-14-4	

This report shall not be reproduced, except in full,
without the written consent of Pace Analytical Services, LLC.

Pace Analytical Services, LLC
7726 Moller Road
Indianapolis, IN 46268
(317)228-3100

QUALITY CONTROL - RADIOCHEMISTRY

Project: Hadring St Profile 1 Report 1
Pace Project No.: 50301756

QC Batch: 472460
QC Batch Method: EPA 904.0
Analysis Method: EPA 904.0
Analysis Description: 904.0 Radium 228
Laboratory: Pace Analytical Services - Greensburg
Associated Lab Samples: 50301756001, 50301756002, 50301756003, 50301756004, 50301756005, 50301756006, 50301756007, 50301756008, 50301756009, 50301756010, 50301756011, 50301756012, 50301756013, 50301756014, 50301756015, 50301756016

METHOD BLANK: 2280947
Matrix: Water
Associated Lab Samples: 50301756001, 50301756002, 50301756003, 50301756004, 50301756005, 50301756006, 50301756007, 50301756008, 50301756009, 50301756010, 50301756011, 50301756012, 50301756013, 50301756014, 50301756015, 50301756016

Parameter	Act ± Unc (MDC) Carr Trac	Units	Analyzed	Qualifiers
Radium-228	0.662 ± 0.378 (0.680) C:66% T:89%	pCi/L	12/09/21 11:47	

Results presented on this page are in the units indicated by the "Units" column except where an alternate unit is presented to the right of the result.

REPORT OF LABORATORY ANALYSIS

This report shall not be reproduced, except in full,
without the written consent of Pace Analytical Services, LLC.

Pace Analytical Services, LLC
7726 Moller Road
Indianapolis, IN 46268
(317)228-3100

QUALITY CONTROL - RADIOCHEMISTRY

Project: Hadring St Profile 1 Report 1
Pace Project No.: 50301756

QC Batch: 472459
QC Batch Method: EPA 903.1
Analysis Method: EPA 903.1
Analysis Description: 903.1 Radium-226
Laboratory: Pace Analytical Services - Greensburg
Associated Lab Samples: 50301756001, 50301756002, 50301756003, 50301756004, 50301756005, 50301756006, 50301756007, 50301756008, 50301756009, 50301756010, 50301756011, 50301756012, 50301756013, 50301756014, 50301756015, 50301756016

METHOD BLANK: 2280946
Matrix: Water
Associated Lab Samples: 50301756001, 50301756002, 50301756003, 50301756004, 50301756005, 50301756006, 50301756007, 50301756008, 50301756009, 50301756010, 50301756011, 50301756012, 50301756013, 50301756014, 50301756015, 50301756016

Parameter	Act ± Unc (MDC) Carr Trac	Units	Analyzed	Qualifiers
Radium-226	0.0920 ± 0.301 (0.556) C:NA T:97%	pCi/L	12/09/21 14:18	

Results presented on this page are in the units indicated by the "Units" column except where an alternate unit is presented to the right of the result.

REPORT OF LABORATORY ANALYSIS

This report shall not be reproduced, except in full,
without the written consent of Pace Analytical Services, LLC.

Pace Analytical Services, LLC
7726 Moller Road
Indianapolis, IN 46268
(317)228-3100

QUALIFIERS

Project: Hadring St Profile 1 Report 1
Pace Project No.: 50301756

DEFINITIONS

DF - Dilution Factor, if reported, represents the factor applied to the reported data due to dilution of the sample aliquot.

ND - Not Detected at or above adjusted reporting limit.

TNTC - Too Numerous To Count

J - Estimated concentration above the adjusted method detection limit and below the adjusted reporting limit.

MDL - Adjusted Method Detection Limit.

PQL - Practical Quantitation Limit.

RL - Reporting Limit - The lowest concentration value that meets project requirements for quantitative data with known precision and bias for a specific analyte in a specific matrix.

S - Surrogate

1,2-Diphenylhydrazine decomposes to and cannot be separated from Azobenzene using Method 8270. The result for each analyte is a combined concentration.

Consistent with EPA guidelines, unrounded data are displayed and have been used to calculate % recovery and RPD values.

LCS(D) - Laboratory Control Sample (Duplicate)

MS(D) - Matrix Spike (Duplicate)

DUP - Sample Duplicate

RPD - Relative Percent Difference

NC - Not Calculable.

SG - Silica Gel - Clean-Up

U - Indicates the compound was analyzed for, but not detected.

N-Nitrosodiphenylamine decomposes and cannot be separated from Diphenylamine using Method 8270. The result reported for each analyte is a combined concentration.

Reported results are not rounded until the final step prior to reporting. Therefore, calculated parameters that are typically reported as "Total" may vary slightly from the sum of the reported component parameters.

Act - Activity

Unc - Uncertainty: SDWA = 1.96 sigma count uncertainty, all other matrices = Expanded Uncertainty (95% confidence interval). Gamma Spec = Expanded Uncertainty (95.4% Confidence Interval)

(MDC) - Minimum Detectable Concentration

Trac - Tracer Recovery (%)

Carr - Carrier Recovery (%)

Pace Analytical is TNI accredited. Contact your Pace PM for the current list of accredited analytes.

TNI - The NELAC Institute.

ANALYTE QUALIFIERS

E	Analyte concentration exceeded the calibration range. The reported result is estimated.
H3	Sample was received or analysis requested beyond the recognized method holding time.
M0	Matrix spike recovery and/or matrix spike duplicate recovery was outside laboratory control limits.
M3	Matrix spike recovery was outside laboratory control limits due to matrix interferences.
N2	The lab does not hold NELAC/TNI accreditation for this parameter but other accreditations/certifications may apply. A complete list of accreditations/certifications is available upon request.
P6	Matrix spike recovery was outside laboratory control limits due to a parent sample concentration notably higher than the spike level.
P8	Analyte was detected in the method blank. All associated samples had concentrations of at least ten times greater than the blank or were below the reporting limit.

This report shall not be reproduced, except in full,
without the written consent of Pace Analytical Services, LLC.

Pace Analytical Services, LLC
7726 Moller Road
Indianapolis, IN 46268
(317)228-3100

QUALITY CONTROL DATA CROSS REFERENCE TABLE

Project: Hadring St Profile 1 Report 1
Pace Project No.: 50301756

Lab ID	Sample ID	QC Batch Method	QC Batch	Analytical Method	Analytical Batch
50301756001	MW-2S	EPA 9056	648336		
50301756002	MW-2D	EPA 9056	648336		
50301756003	MW-3S	EPA 9056	648336		
50301756004	MW-3D	EPA 9056	648336		
50301756007	MW-4S	EPA 9056	648336		
50301756008	MW-5S	EPA 9056	648336		
50301756009	MW-6S	EPA 9056	648336		
50301756010	MW-11D	EPA 9056	648336		
50301756011	MW-12S	EPA 9056	648336		
50301756012	MW-11S	EPA 9056	648336		
50301756013	MW-12D	EPA 9056	648381		
50301756014	MW-13D	EPA 9056	648381		
50301756015	MW-14D	EPA 9056	648381		
50301756016	DUP-1	EPA 9056	648381		
50301756001	MW-2S	EPA 3010	648524	EPA 6010	650290
50301756002	MW-2D	EPA 3010	648524	EPA 6010	650290
50301756003	MW-3S	EPA 3010	648524	EPA 6010	650290
50301756004	MW-3D	EPA 3010	648524	EPA 6010	650290
50301756007	MW-4S	EPA 3010	648524	EPA 6010	650290
50301756008	MW-5S	EPA 3010	648524	EPA 6010	650290
50301756009	MW-6S	EPA 3010	648524	EPA 6010	650290
50301756010	MW-11D	EPA 3010	648524	EPA 6010	650290
50301756011	MW-12S	EPA 3010	648524	EPA 6010	650290
50301756012	MW-11S	EPA 3010	648524	EPA 6010	650290
50301756013	MW-12D	EPA 3010	648524	EPA 6010	650290
50301756014	MW-13D	EPA 3010	648524	EPA 6010	650290
50301756015	MW-14D	EPA 3010	648524	EPA 6010	650290
50301756016	DUP-1	EPA 3010	648524	EPA 6010	650290
50301756001	MW-2S	EPA 3010	648486	EPA 6010	649840
50301756002	MW-2D	EPA 3010	648486	EPA 6010	649840
50301756003	MW-3S	EPA 3010	648486	EPA 6010	649840
50301756004	MW-3D	EPA 3010	648486	EPA 6010	649840
50301756007	MW-4S	EPA 3010	648486	EPA 6010	649840
50301756008	MW-5S	EPA 3010	648486	EPA 6010	649840
50301756009	MW-6S	EPA 3010	648486	EPA 6010	649840
50301756010	MW-11D	EPA 3010	648486	EPA 6010	649840
50301756011	MW-12S	EPA 3010	648486	EPA 6010	649840
50301756012	MW-11S	EPA 3010	648486	EPA 6010	649840
50301756013	MW-12D	EPA 3010	648486	EPA 6010	649840
50301756014	MW-13D	EPA 3010	648486	EPA 6010	649840
50301756015	MW-14D	EPA 3010	648486	EPA 6010	649840
50301756016	DUP-1	EPA 3010	648486	EPA 6010	649840
50301756001	MW-2S	EPA 200.2	648378	EPA 6020	648530
50301756002	MW-2D	EPA 200.2	648378	EPA 6020	648530
50301756003	MW-3S	EPA 200.2	648378	EPA 6020	648530
50301756004	MW-3D	EPA 200.2	648378	EPA 6020	648530
50301756007	MW-4S	EPA 200.2	648378	EPA 6020	648530

REPORT OF LABORATORY ANALYSIS

This report shall not be reproduced, except in full,
without the written consent of Pace Analytical Services, LLC.

Pace Analytical Services, LLC
7726 Moller Road
Indianapolis, IN 46268
(317)228-3100

QUALITY CONTROL DATA CROSS REFERENCE TABLE

Project: Hadring St Profile 1 Report 1
Pace Project No.: 50301756

Lab ID	Sample ID	QC Batch Method	QC Batch	Analytical Method	Analytical Batch
50301756008	**MW-5S**	EPA 200.2	648378	EPA 6020	648530
50301756009	**MW-6S**	EPA 200.2	648378	EPA 6020	648530
50301756010	**MW-11D**	EPA 200.2	648378	EPA 6020	648530
50301756011	**MW-12S**	EPA 200.2	648378	EPA 6020	648530
50301756012	**MW-11S**	EPA 200.2	648378	EPA 6020	648530
50301756013	**MW-12D**	EPA 200.2	648378	EPA 6020	648530
50301756014	**MW-13D**	EPA 200.2	648378	EPA 6020	648530
50301756015	**MW-14D**	EPA 200.2	648378	EPA 6020	648530
50301756016	**DUP-1**	EPA 200.2	648378	EPA 6020	648530
50301756001	**MW-2S**	EPA 903.1	472459		
50301756002	**MW-2D**	EPA 903.1	472459		
50301756003	**MW-3S**	EPA 903.1	472459		
50301756004	**MW-3D**	EPA 903.1	472459		
50301756005	**MW-3D RAD MS**	EPA 903.1	472459		
50301756006	**MW-3D RAD MSD**	EPA 903.1	472459		
50301756007	**MW-4S**	EPA 903.1	472459		
50301756008	**MW-5S**	EPA 903.1	472459		
50301756009	**MW-6S**	EPA 903.1	472459		
50301756010	**MW-11D**	EPA 903.1	472459		
50301756011	**MW-12S**	EPA 903.1	472459		
50301756012	**MW-11S**	EPA 903.1	472459		
50301756013	**MW-12D**	EPA 903.1	472459		
50301756014	**MW-13D**	EPA 903.1	472459		
50301756015	**MW-14D**	EPA 903.1	472459		
50301756016	**DUP-1**	EPA 903.1	472459		
50301756001	**MW-2S**	EPA 904.0	472460		
50301756002	**MW-2D**	EPA 904.0	472460		
50301756003	**MW-3S**	EPA 904.0	472460		
50301756004	**MW-3D**	EPA 904.0	472460		
50301756005	**MW-3D RAD MS**	EPA 904.0	472460		
50301756006	**MW-3D RAD MSD**	EPA 904.0	472460		
50301756007	**MW-4S**	EPA 904.0	472460		
50301756008	**MW-5S**	EPA 904.0	472460		
50301756009	**MW-6S**	EPA 904.0	472460		
50301756010	**MW-11D**	EPA 904.0	472460		
50301756011	**MW-12S**	EPA 904.0	472460		
50301756012	**MW-11S**	EPA 904.0	472460		
50301756013	**MW-12D**	EPA 904.0	472460		
50301756014	**MW-13D**	EPA 904.0	472460		
50301756015	**MW-14D**	EPA 904.0	472460		
50301756016	**DUP-1**	EPA 904.0	472460		
50301756001	**MW-2S**	Total Radium Calculation	476249		
50301756002	**MW-2D**	Total Radium Calculation	476249		
50301756003	**MW-3S**	Total Radium Calculation	476249		
50301756004	**MW-3D**	Total Radium Calculation	476249		
50301756007	**MW-4S**	Total Radium Calculation	476249		
50301756008	**MW-5S**	Total Radium Calculation	476249		

REPORT OF LABORATORY ANALYSIS

This report shall not be reproduced, except in full,
without the written consent of Pace Analytical Services, LLC.

Pace Analytical Services, LLC
7726 Moller Road
Indianapolis, IN 46268
(317)228-3100

QUALITY CONTROL DATA CROSS REFERENCE TABLE

Project: Hadring St Profile 1 Report 1
Pace Project No.: 50301756

Lab ID	Sample ID	QC Batch Method	QC Batch	Analytical Method	Analytical Batch
50301756009	MW-6S	Total Radium Calculation	476249		
50301756010	MW-11D	Total Radium Calculation	476249		
50301756011	MW-12S	Total Radium Calculation	476249		
50301756012	MW-11S	Total Radium Calculation	476249		
50301756013	MW-12D	Total Radium Calculation	476249		
50301756014	MW-13D	Total Radium Calculation	476249		
50301756015	MW-14D	Total Radium Calculation	476249		
50301756016	DUP-1	Total Radium Calculation	476246		
50301756001	MW-2S	SM 2320B	648601		
50301756002	MW-2D	SM 2320B	648601		
50301756003	MW-3S	SM 2320B	648601		
50301756004	MW-3D	SM 2320B	648601		
50301756007	MW-4S	SM 2320B	648601		
50301756008	MW-5S	SM 2320B	648601		
50301756009	MW-6S	SM 2320B	648601		
50301756010	MW-11D	SM 2320B	648601		
50301756011	MW-12S	SM 2320B	648601		
50301756012	MW-11S	SM 2320B	648601		
50301756013	MW-12D	SM 2320B	648601		
50301756014	MW-13D	SM 2320B	648601		
50301756015	MW-14D	SM 2320B	648601		
50301756016	DUP-1	SM 2320B	648601		
50301756001	MW-2S	SM 2540C	648289		
50301756002	MW-2D	SM 2540C	648290		
50301756003	MW-3S	SM 2540C	648290		
50301756004	MW-3D	SM 2540C	648290		
50301756007	MW-4S	SM 2540C	648290		
50301756008	MW-5S	SM 2540C	648290		
50301756009	MW-6S	SM 2540C	648290		
50301756010	MW-11D	SM 2540C	648290		
50301756011	MW-12S	SM 2540C	648290		
50301756012	MW-11S	SM 2540C	648290		
50301756013	MW-12D	SM 2540C	648290		
50301756014	MW-13D	SM 2540C	648290		
50301756015	MW-14D	SM 2540C	648290		
50301756016	DUP-1	SM 2540C	648290		
50301756001	MW-2S	SM 4500-H+B	649296		
50301756002	MW-2D	SM 4500-H+B	649296		
50301756003	MW-3S	SM 4500-H+B	649296		
50301756004	MW-3D	SM 4500-H+B	649296		
50301756007	MW-4S	SM 4500-H+B	649296		
50301756008	MW-5S	SM 4500-H+B	649296		
50301756009	MW-6S	SM 4500-H+B	649296		
50301756010	MW-11D	SM 4500-H+B	649296		
50301756011	MW-12S	SM 4500-H+B	649296		
50301756012	MW-11S	SM 4500-H+B	649296		

REPORT OF LABORATORY ANALYSIS

This report shall not be reproduced, except in full,
without the written consent of Pace Analytical Services, LLC.

Pace Analytical Services, LLC
7726 Moller Road
Indianapolis, IN 46268
(317)228-3100

QUALITY CONTROL DATA CROSS REFERENCE TABLE

Project: Hadring St Profile 1 Report 1
Pace Project No.: 50301756

Lab ID	Sample ID	QC Batch Method	QC Batch	Analytical Method	Analytical Batch
50301756013	MW-12D	SM 4500-H+B	649296		
50301756014	MW-13D	SM 4500-H+B	649296		
50301756015	MW-14D	SM 4500-H+B	649296		
50301756016	DUP-1	SM 4500-H+B	649296		
50301756001	MW-2S	SM 4500-S2-D	648329		
50301756002	MW-2D	SM 4500-S2-D	648329		
50301756003	MW-3S	SM 4500-S2-D	648329		
50301756004	MW-3D	SM 4500-S2-D	648329		
50301756007	MW-4S	SM 4500-S2-D	648329		
50301756008	MW-5S	SM 4500-S2-D	648329		
50301756009	MW-6S	SM 4500-S2-D	648329		
50301756010	MW-11D	SM 4500-S2-D	648329		
50301756011	MW-12S	SM 4500-S2-D	648329		
50301756012	MW-11S	SM 4500-S2-D	648329		
50301756013	MW-12D	SM 4500-S2-D	648329		
50301756014	MW-13D	SM 4500-S2-D	648329		
50301756015	MW-14D	SM 4500-S2-D	648329		
50301756016	DUP-1	SM 4500-S2-D	648329		
50301756001	MW-2S	EPA 353.2	648160		
50301756002	MW-2D	EPA 353.2	648160		
50301756003	MW-3S	EPA 353.2	648160		
50301756004	MW-3D	EPA 353.2	648160		
50301756007	MW-4S	EPA 353.2	648160		
50301756008	MW-5S	EPA 353.2	648160		
50301756009	MW-6S	EPA 353.2	648160		
50301756010	MW-11D	EPA 353.2	648160		
50301756011	MW-12S	EPA 353.2	648160		
50301756012	MW-11S	EPA 353.2	648160		
50301756013	MW-12D	EPA 353.2	648160		
50301756014	MW-13D	EPA 353.2	648160		
50301756015	MW-14D	EPA 353.2	648160		
50301756016	DUP-1	EPA 353.2	648160		
50301756001	MW-2S	EPA 365.1	649655	EPA 365.1	649958
50301756002	MW-2D	EPA 365.1	649655	EPA 365.1	649958
50301756003	MW-3S	EPA 365.1	649655	EPA 365.1	649958
50301756004	MW-3D	EPA 365.1	649655	EPA 365.1	649958
50301756007	MW-4S	EPA 365.1	649655	EPA 365.1	649958
50301756008	MW-5S	EPA 365.1	649655	EPA 365.1	649958
50301756009	MW-6S	EPA 365.1	649655	EPA 365.1	649958
50301756010	MW-11D	EPA 365.1	649656	EPA 365.1	650202
50301756011	MW-12S	EPA 365.1	649656	EPA 365.1	650202
50301756012	MW-11S	EPA 365.1	649656	EPA 365.1	650202
50301756013	MW-12D	EPA 365.1	649656	EPA 365.1	650202
50301756014	MW-13D	EPA 365.1	649656	EPA 365.1	650202
50301756015	MW-14D	EPA 365.1	649656	EPA 365.1	650202
50301756016	DUP-1	EPA 365.1	649656	EPA 365.1	650202

REPORT OF LABORATORY ANALYSIS

This report shall not be reproduced, except in full,
without the written consent of Pace Analytical Services, LLC.

Pace Analytical Services, LLC
7726 Moller Road
Indianapolis, IN 46268
(317)228-3100

QUALITY CONTROL DATA CROSS REFERENCE TABLE

Project: Hadring St Profile 1 Report 1
Pace Project No.: 50301756

Lab ID	Sample ID	QC Batch Method	QC Batch	Analytical Method	Analytical Batch
50301756001	**MW-2S**	SM 5310C	649369		
50301756002	**MW-2D**	SM 5310C	649369		
50301756003	**MW-3S**	SM 5310C	649369		
50301756004	**MW-3D**	SM 5310C	649369		
50301756007	**MW-4S**	SM 5310C	649369		
50301756008	**MW-5S**	SM 5310C	649369		
50301756009	**MW-6S**	SM 5310C	649371		
50301756010	**MW-11D**	SM 5310C	649371		
50301756011	**MW-12S**	SM 5310C	649371		
50301756012	**MW-11S**	SM 5310C	649371		
50301756013	**MW-12D**	SM 5310C	649371		
50301756014	**MW-13D**	SM 5310C	649371		
50301756015	**MW-14D**	SM 5310C	649371		
50301756016	**DUP-1**	SM 5310C	649371		
50301756001	**MW-2S**	SM 5310C	650220		
50301756002	**MW-2D**	SM 5310C	650220		
50301756003	**MW-3S**	SM 5310C	650220		
50301756004	**MW-3D**	SM 5310C	650220		
50301756007	**MW-4S**	SM 5310C	650220		
50301756008	**MW-5S**	SM 5310C	650220		
50301756009	**MW-6S**	SM 5310C	650220		
50301756010	**MW-11D**	SM 5310C	650220		
50301756011	**MW-12S**	SM 5310C	650220		
50301756012	**MW-11S**	SM 5310C	650220		
50301756013	**MW-12D**	SM 5310C	650220		
50301756014	**MW-13D**	SM 5310C	650220		
50301756015	**MW-14D**	SM 5310C	650220		
50301756016	**DUP-1**	SM 5310C	650220		

This report shall not be reproduced, except in full,
without the written consent of Pace Analytical Services, LLC.

WO# : 50301756

50301756

1 master copy #1

CHAIN-OF-CUSTODY / Analytical Request Document

The Chain-of-Custody is a LEGAL DOCUMENT. All relevant fields must be completed accurately.

Sec Req	Required Project Information:	Section C Invoice Information:
Company: ATC Group Services	Report To: Mark Breting	Attention:
Address: 7988 Centerpoint Drive	Copy To:	Company Name:
Indianapolis, IN 46256		Address:
Email: mark.breting@atcassociates.com	Purchase Order #:	Pace Quote:
Phone: NONE Fax:	Project Name: Harding St Profile 1 Report 1	Pace Project Manager: Hayden Putt
Requested Due Date:	Project #:	Pace Profile #: 6246 Line 30

Regulatory Agency
State / Location
IN

SAMPLE ID
One Character per box.
(A-Z, 0-9 / , -)
Sample Ids must be unique

MATRIX	CODE
Drinking Water	DW
Water	WT
Waste Water	WW
Product	P
Soil/Solid	SL
Oil	OL
Wipe	WP
Air	AR
Other	OT
Tissue	TS

Requested Analysis Filtered (Y/N)

ITEM #	SAMPLE ID	MATRIX CODE (see valid codes to left)	SAMPLE TYPE (G=GRAB C=COMP)	COLLECTED START DATE	COLLECTED START TIME	COLLECTED END DATE	COLLECTED END TIME	SAMPLE TEMP AT COLLECTION	# OF CONTAINERS	Preservatives: Unpreserved	H2SO4	HNO3	HCl	NaOH + ZnAcetate	Na2S2O3	Methanol	Other	Analyses Test Y/N	TDS/ NO3,NO2-Wet	(Cl, F, SO4) by IC	Metals, Total*	Metals Diss. Field Filtered** (Y)	Rad-228	Rad-226	Alkalinity, Ferrous Iron, pH	TOC by 5310C	DOC by 5310C (Y)	Sulfide	Phosphate	Residual Chlorine (Y/N)
1	MW-1S	WT							11	3	3	4		1					X	X	X	X	X	X	X	X	X	X	X	
2	MW-1D	WT							11	3	3	4		1					X	X	X	X	X	X	X	X	X	X	X	
3	MW-2S	WT							11	3	3	4		1					X	X	X	X	X	X	X	X	X	X	X	
4	MW-2D	WT							11	3	3	4		1					X	X	X	X	X	X	X	X	X	X	X	
5	MW-3S	WT							11	3	3	4		1					X	X	X	X	X	X	X	X	X	X	X	
6	MW-3D	WT							11	3	3	4		1					X	X	X	X	X	X	X	X	X	X	X	
7	MW-4S	WT							11	3	3	4		1					X	X	X	X	X	X	X	X	X	X	X	
8	MW-5S	WT							11	3	3	4		1					X	X	X	X	X	X	X	X	X	X	X	
9	MW-6S	WT				11-1-21	14:25		11	3	3	4		1					X	X	X	X	X	X	X	X	X	X	X	
10	MW-7S	WT							11	3	3	4		1					X	X	X	X	X	X	X	X	X	X	X	
11	MW-7D	WT							11	3	3	4		1					X	X	X	X	X	X	X	X	X	X	X	
12	MW-8S	WT							11	3	3	4		1					X	X	X	X	X	X	X	X	X	X	X	

ADDITIONAL COMMENTS	RELINQUISHED BY / AFFILIATION	DATE	TIME	ACCEPTED BY / AFFILIATION	DATE	TIME
* Metals: 6010 (Al, Ba, B, Cd, Cr, Fe, Pb, Mn, Mo, Ca, Mg, Na, K, Li, SiO2)	Andy Joskowiak	11-2-21	7:40	[signature] Pace	11/2/21	1405
6020 (Co, As, Se, Sb)	[signature] Pace	11/2/21	1430	BC	11/2/21	1430
** Dissolved FF 6010 (Mo, Mn)						
Alkalinity = (Total , Bicarb & Carb)						

SAMPLE CONDITIONS	TEMP in C	Received on Ice (Y/N)	Custody Sealed Cooler (Y/N)	Samples Intact (Y/N)
see scan		Y	N	Y

SAMPLER NAME AND SIGNATURE

PRINT Name of SAMPLER: Andy Joskowiak

SIGNATURE of SAMPLER: [signature] DATE Signed: 11-2-21

Pace Analytical
WWW.PACELABS.COM

CHAIN-OF-CUSTODY / Analytical Request Document

The Chain-of-Custody is a LEGAL DOCUMENT. All relevant fields must be completed accurately.

(2) #1

Page : 1 Of 1

Section A Required Client Information:		Section B Required Project Information:		Section C Invoice Information:	
Company:	ATC Group Services	Report To:	Mark Breting	Attention:	
Address:	7988 Centerpoint Drive	Copy To:		Company Name:	
Indianapolis, IN 46256				Address:	
Email:	mark.breting@atcassociates.com	Purchase Order #:		Pace Quote:	
Phone:	NONE Fax:	Project Name:	Harding St Profile 1 Report 1	Pace Project Manager:	Hayden Putt
Requested Due Date:		Project #:		Pace Profile #:	6246 Line 30

Regulatory Agency

State / Location: IN

ITEM #	SAMPLE ID (One Character per box. (A-Z, 0-9 / , -) Sample Ids must be unique)	MATRIX CODE (see valid codes to left)	SAMPLE TYPE (G=GRAB C=COMP)	COLLECTED START DATE	COLLECTED START TIME	COLLECTED END DATE	COLLECTED END TIME	SAMPLE TEMP AT COLLECTION	# OF CONTAINERS	Preservatives: Unpreserved	H2SO4	HNO3	HCl	NaOH + ZnAcetate	Na2S2O3	Methanol	Other	Analyses Test Y/N	TDS/ NO3,NO2-Wet	(Cl, F, SO4) by IC	Metals, Total*	Metals Diss. Field Filtered**	Rad-228	Rad-226	Alkalinity, Ferrous Iron, pH	TOC by 5310C	DOC by 5310C	Sulfide	Phosphate		Residual Chlorine (Y/N)	
	Requested Analysis Filtered (Y/N)																					Y				Y					
1	~~MW-1S~~	WT							11	3	3	4		1					X	X	X	X	X	X	X	X	X	X			
2	~~MW-1D~~	WT							11	3	3	4		1					X	X	X	X	X	X	X	X	X	X			
3	MW-2S	WT		11-1	1035				11	3	3	4		1					X	X	X	X	X	X	X	X	X	X			
4	MW-2D	WT		11-1	1200				11	3	3	4		1					X	X	X	X	X	X	X	X	X	X			
5	MW-3S	WT		11-1	1510				11	3	3	4		1					X	X	X	X	X	X	X	X	X	X			
6	MW-3D MS/MSD -1	WT		11-1	1522				33	9	9	12		3					X	X	X	X	X	X	X	X	X	X			
7	~~MW-4S~~	WT							11	3	3	4		1					X	X	X	X	X	X	X	X	X	X			
8	~~MW-5S~~	WT							11	3	3	4		1					X	X	X	X	X	X	X	X	X	X			
9	~~MW-6S~~	WT							11	3	3	4		1					X	X	X	X	X	X	X	X	X	X			
10	~~MW-7S~~	WT							11	3	3	4		1					X	X	X	X	X	X	X	X	X	X			
11	~~MW-7D~~	WT							11	3	3	4		1					X	X	X	X	X	X	X	X	X	X			
12	~~MW-8S~~	WT							11	3	3	4		1					X	X	X	X	X	X	X	X	X	X			

ADDITIONAL COMMENTS	RELINQUISHED BY / AFFILIATION	DATE	TIME	ACCEPTED BY / AFFILIATION	DATE	TIME	SAMPLE CONDITIONS
* Metals: 6010 (Al, Ba, B, Cd, Cr, Fe, Pb, Mn, Mo, Ca, Mg, Na, K, Li, SiO2)	P. Greg Hopper						
6020 (Co, As, Se, Sb)		11.2.21	0705				See #1
** Dissolved FF 6010 (Mo, Mn)		11/2/21	1430	BC	11/2/21	1430	
Alkalinity = (Total , Bicarb & Carb)							

SAMPLER NAME AND SIGNATURE

PRINT Name of SAMPLER: P. Greg Hopper

SIGNATURE of SAMPLER: [signature] DATE Signed: 11.1.21

TEMP in C	Received on Ice (Y/N)	Custody Sealed Cooler (Y/N)	Samples Intact (Y/N)

3 #1

Pace Analytical
WWW.PACELABS.COM

CHAIN-OF-CUSTODY / Analytical Request Document

The Chain-of-Custody is a LEGAL DOCUMENT. All relevant fields must be completed accurately.

Page : 1 Of 3

Section A Required Client Information:		Section B Required Project Information:		Section C Invoice Information:	
Company:	ATC Group Services	Report To:	Mark Breting	Attention:	
Address:	7988 Centerpoint Drive	Copy To:		Company Name:	
	Indianapolis, IN 46256			Address:	
Email:	mark.breting@atcassociates.com	Purchase Order #:		Pace Quote:	
Phone:	NONE Fax:	Project Name:	Harding St Profile 1 Report 1	Pace Project Manager:	Hayden Putt
Requested Due Date:		Project #:		Pace Profile #:	6246 Line 30

Regulatory Agency

State / Location: IN

ITEM #	SAMPLE ID (One Character per box. (A-Z, 0-9 / , -) Sample Ids must be unique)	MATRIX CODE (see valid codes to left)	SAMPLE TYPE (G=GRAB C=COMP)	COLLECTED START DATE	COLLECTED START TIME	COLLECTED END DATE	COLLECTED END TIME	SAMPLE TEMP AT COLLECTION	# OF CONTAINERS	Preservatives: Unpreserved	H2SO4	HNO3	HCl	NaOH + ZnAcetate	Na2S2O3	Methanol	Other	Analyses Test Y/N	TDS/ NO3,NO2-Wet	(Cl, F, SO4) by IC	Metals, Total*	Metals Diss. Field Filtered**	Rad-228	Rad-226	Alkalinity, Ferrous Iron, pH	TOC by 5310C	DOC by 5310C	Sulfide	Phosphate	Residual Chlorine (Y/N)
	Requested Analysis Filtered (Y/N)																					Y					Y			
1	MW-1S	WT							11	3	3	4		1					X	X	X	X	X	X	X	X	X	X	X	
2	MW-1D	WT							11	3	3	4		1					X	X	X	X	X	X	X	X	X	X	X	
3	MW-2S	WT							11	3	3	4		1					X	X	X	X	X	X	X	X	X	X	X	
4	MW-2D	WT							11	3	3	4		1					X	X	X	X	X	X	X	X	X	X	X	
5	MW-3S	WT							11	3	3	4		1					X	X	X	X	X	X	X	X	X	X	X	
6	MW-3D	WT							11	3	3	4		1					X	X	X	X	X	X	X	X	X	X	X	
7	MW-4S	WT				11/1/21	1416		11	3	3	4		1					X	X	X	X	X	X	X	X	X	X	X	
8	MW-5S	WT				11/1/21	1018		11	3	3	4		1					X	X	X	X	X	X	X	X	X	X	X	
9	MW-6S	WT							11	3	3	4		1					X	X	X	X	X	X	X	X	X	X	X	
10	MW-7S	WT							11	3	3	4		1					X	X	X	X	X	X	X	X	X	X	X	
11	MW-7D	WT							11	3	3	4		1					X	X	X	X	X	X	X	X	X	X	X	
12	MW-8S	WT							11	3	3	4		1					X	X	X	X	X	X	X	X	X	X	X	

ADDITIONAL COMMENTS	RELINQUISHED BY / AFFILIATION	DATE	TIME	ACCEPTED BY / AFFILIATION	DATE	TIME	SAMPLE CONDITIONS
* Metals: 6010 (Al, Ba, B, Cd, Cr, Fe, Pb, Mn, Mo, Ca, Mg, Na, K, Li, SiO2)	MARK BRETING / ATLAS	11/2/21	0700	Pace	11/2/21	1405	
6020 (Co, As, Se, Sb)	Pace	11/2/21	1430	BL	11/2/21	1430	
** Dissolved FF 6010 (Mo, Mn)							
Alkalinity = (Total , Bicarb & Carb)							

SAMPLER NAME AND SIGNATURE

PRINT Name of SAMPLER: MARK BRETING

SIGNATURE of SAMPLER: Mark Breting DATE Signed: 11/1/21

TEMP in C	Received on Ice (Y/N)	Custody Sealed Cooler (Y/N)	Samples Intact (Y/N)

Pace Analytical
WWW.PACELABS.COM

CHAIN-OF-CUSTODY / Analytical Request Document

The Chain-of-Custody is a LEGAL DOCUMENT. All relevant fields must be completed accurately.

#2

Section A Required Client Information:		Section B Required Project Information:	Section C Invoice Information:	
Company: ATC Group Services		Report To: Mark Breting	Attention:	
Address: 7988 Centerpoint Drive		Copy To:	Company Name:	Regulatory Agency
Indianapolis, IN 46256			Address:	
Email: mark.breting@atcassociates.com		Purchase Order #:	Pace Quote:	
Phone: NONE	Fax:	Project Name: Harding St Profile 1 Report 1	Pace Project Manager: Hayden Putt	State / Location
Requested Due Date:		Project #:	Pace Profile #: 6246 Line 30	IN

ITEM #	SAMPLE ID (One Character per box. (A-Z, 0-9 / , -) Sample Ids must be unique)	MATRIX CODE (see valid codes to left)	SAMPLE TYPE (G=GRAB C=COMP)	COLLECTED START DATE	COLLECTED START TIME	COLLECTED END DATE	COLLECTED END TIME	SAMPLE TEMP AT COLLECTION	# OF CONTAINERS	Preservatives: Unpreserved	H2SO4	HNO3	HCl	NaOH + ZnAcetate	Na2S2O3	Methanol	Other	Analyses Test Y/N	TDS/ NO3,NO2-Wet	(Cl, F, SO4) by IC	Metals, Total*	Metals Diss. Field Filtered**	Rad-228	Rad-226	Alkalinity, Ferrous Iron, pH	TOC by 5310C	DOC by 5310C	Sulfide	Phosphate		Residual Chlorine (Y/N)	
	Requested Analysis Filtered (Y/N)																					Y					Y						
13	MW-9S	WT							11	3	3	4		1					X	X	X	X	X	X	X	X	X	X				
14	MW-9I	WT							11	3	3	4		1					X	X	X	X	X	X	X	X	X	X				
15	MW-9D	WT							11	3	3	4		1					X	X	X	X	X	X	X	X	X	X				
16	MW-10S	WT							11	3	3	4		1					X	X	X	X	X	X	X	X	X	X				
17	MW-10D	WT							11	3	3	4		1					X	X	X	X	X	X	X	X	X	X				
18	MW-11D	WT				11-1-21	10:15		11	3	3	4		1					X	X	X	X	X	X	X	X	X	X				
19	MW-12S	WT							11	3	3	4		1					X	X	X	X	X	X	X	X	X	X				
20	MW-11S	WT				11-1-21	11:20		11	3	3	4		1					X	X	X	X	X	X	X	X	X	X				
21	MW-12D	WT							11	3	3	4		1					X	X	X	X	X	X	X	X	X	X				
22	MW-13S	WT							11	3	3	4		1					X	X	X	X	X	X	X	X	X	X				
23	MW-13D	WT				11-1-21	16:10		11	3	3	4		1					X	X	X	X	X	X	X	X	X	X				
24	MW-14D	WT				11-1-21	12:55		11	3	3	4		1					X	X	X	X	X	X	X	X	X	X				

ADDITIONAL COMMENTS	RELINQUISHED BY / AFFILIATION	DATE	TIME	ACCEPTED BY / AFFILIATION	DATE	TIME	SAMPLE CONDITIONS
* Metals: 6010 (Al, Ba, B, Cd, Cr, Fe, Pb, Mn, Mo, Ca, Mg, Na, K, Li, SiO2)	Andy Jastromski	11-2-21	7:40	Pace	11/2/21	1405	
6020 (Co, As, Se, Sb)	Pace	11/2/21	1430	BC	11/2/21	1430	See mastercopy page 1
** Dissolved FF 6010 (Mo, Mn)							
Alkalinity = (Total , Bicarb & Carb)							

SAMPLER NAME AND SIGNATURE						
PRINT Name of SAMPLER: Andy Jastromski						
SIGNATURE of SAMPLER:	DATE Signed: 11-2-21	TEMP in C	Received on Ice (Y/N)	Custody Sealed Cooler (Y/N)	Samples Intact (Y/N)

③ #2

Pace Analytical®
WWW.PACELABS.COM

CHAIN-OF-CUSTODY / Analytical Request Document

The Chain-of-Custody is a LEGAL DOCUMENT. All relevant fields must be completed accurately.

Page : 2 **Of** 3

Section A Required Client Information:		Section B Required Project Information:		Section C Invoice Information:	
Company:	ATC Group Services	Report To:	Mark Breting	Attention:	
Address:	7988 Centerpoint Drive	Copy To:		Company Name:	
Indianapolis, IN 46256				Address:	
Email:	mark.breting@atcassociates.com	Purchase Order #:		Pace Quote:	
Phone:	NONE Fax:	Project Name:	Harding St Profile 1 Report 1	Pace Project Manager:	Hayden Putt
Requested Due Date:		Project #:		Pace Profile #:	6246 Line 30

Regulatory Agency
State / Location
IN

ITEM #	SAMPLE ID (One Character per box. (A-Z, 0-9 / , -) Sample Ids must be unique)	MATRIX CODE (see valid codes to left)	SAMPLE TYPE (G=GRAB C=COMP)	COLLECTED START DATE	COLLECTED START TIME	COLLECTED END DATE	COLLECTED END TIME	SAMPLE TEMP AT COLLECTION	# OF CONTAINERS	Preservatives: Unpreserved	H2SO4	HNO3	HCl	NaOH + ZnAcetate	Na2S2O3	Methanol	Other	Analyses Test (Y/N)	TDS/ NO3,NO2-Wet	(Cl, F, SO4) by IC	Metals, Total*	Metals Diss. Field Filtered** (Y)	Rad-228	Rad-226	Alkalinity, Ferrous Iron, pH	TOC by 5310C	DOC by 5310C (Y)	Sulfide	Phosphate	Residual Chlorine (Y/N)
13	MW-9S	WT							11	3	3	4		1					X	X	X	X	X	X	X	X	X	X	X	
14	MW-9I	WT							11	3	3	4		1					X	X	X	X	X	X	X	X	X	X	X	
15	MW-9D	WT							11	3	3	4		1					X	X	X	X	X	X	X	X	X	X	X	
16	MW-10S	WT							11	3	3	4		1					X	X	X	X	X	X	X	X	X	X	X	
17	MW-10D	WT							11	3	3	4		1					X	X	X	X	X	X	X	X	X	X	X	
18	MW-11D	WT							11	3	3	4		1					X	X	X	X	X	X	X	X	X	X	X	
19	MW-12S	WT				11/1/21	1248		11	3	3	4		1					X	X	X	X	X	X	X	X	X	X	X	
20	MW-11S	WT							11	3	3	4		1					X	X	X	X	X	X	X	X	X	X	X	
21	MW-12D	WT				11/1/21	1140		11	3	3	4		1					X	X	X	X	X	X	X	X	X	X	X	
22	MW-13S	WT							11	3	3	4		1					X	X	X	X	X	X	X	X	X	X	X	
23	MW-13D	WT							11	3	3	4		1					X	X	X	X	X	X	X	X	X	X	X	
24	MW-14D	WT							11	3	3	4		1					X	X	X	X	X	X	X	X	X	X	X	

ADDITIONAL COMMENTS	RELINQUISHED BY / AFFILIATION	DATE	TIME	ACCEPTED BY / AFFILIATION	DATE	TIME	SAMPLE CONDITIONS			
* Metals: 6010 (Al, Ba, B, Cd, Cr, Fe, Pb, Mn, Mo, Ca, Mg, Na, K, Li, SiO2)	Mark Breting / Atlas	11/2/21	0700	[signature] Pace	11/2/21	1405				
6020 (Co, As, Se, Sb)	[signature] Pace	11/2/21	1430	BC	11/2/21	1430	See #1			
** Dissolved FF 6010 (Mo, Mn)										
Alkalinity = (Total , Bicarb & Carb)										
							TEMP in C	Received on Ice (Y/N)	Custody Sealed Cooler (Y/N)	Samples Intact (Y/N)

SAMPLER NAME AND SIGNATURE

PRINT Name of SAMPLER: Mark Breting

SIGNATURE of SAMPLER: Mark Breting

DATE Signed: 11/1/21

#3

Pace Analytical
WWW.PACELABS.COM

CHAIN-OF-CUSTODY / Analytical Request Document

The Chain-of-Custody is a LEGAL DOCUMENT. All relevant fields must be completed accurately.

Page : 3 Of 3

Section A Required Client Information:	Section B Required Project Information:	Section C Invoice Information:
Company: ATC Group Services	Report To: Mark Breting	Attention:
Address: 7988 Centerpoint Drive	Copy To:	Company Name:
Indianapolis, IN 46256		Address:
Email: mark.breting@atcassociates.com	Purchase Order #:	Pace Quote:
Phone: NONE Fax:	Project Name: Harding St Profile 1 Report 1	Pace Project Manager: Hayden Putt
Requested Due Date:	Project #:	Pace Profile #: 6246 Line 30

Regulatory Agency
State / Location
IN

SAMPLE ID
One Character per box.
(A-Z, 0-9 / , -)
Sample Ids must be unique

MATRIX	CODE
Drinking Water	DW
Water	WT
Waste Water	WW
Product	P
Soil/Solid	SL
Oil	OL
Wipe	WP
Air	AR
Other	OT
Tissue	TS

Requested Analysis Filtered (Y/N)

ITEM #	SAMPLE ID	MATRIX CODE (see valid codes to left)	SAMPLE TYPE (G=GRAB C=COMP)	COLLECTED START DATE	COLLECTED START TIME	COLLECTED END DATE	COLLECTED END TIME	SAMPLE TEMP AT COLLECTION	# OF CONTAINERS	Preservatives: Unpreserved	H2SO4	HNO3	HCl	NaOH + ZnAcetate	Na2S2O3	Methanol	Other	Analyses Test Y/N	TDS/ NO3,NO2-Wet	(Cl, F, SO4 by IC	Metals, Total*	Metals Diss. Field Filtered** (Y)	Rad-228	Rad-226	Alkalinity, Ferrous Iron, pH	TOC by 5310C	DOC by 5310C (Y)	Sulfide	Phosphate	Residual Chlorine (Y/N)
25	MW-15S	WT							11	3	3	4		1					X	X	X	X	X	X	X	X	X	X	X	
26	MW-15I	WT							11	3	3	4		1					X	X	X	X	X	X	X	X	X	X	X	
27	MW-15D	WT							11	3	3	4		1					X	X	X	X	X	X	X	X	X	X	X	
28	DUP 1	WT				11-1-21	—		11	3	3	4		1					X	X	X	X	X	X	X	X	X	X	X	
29	DUP 2	WT							11	3	3	4		1					X	X	X	X	X	X	X	X	X	X	X	
30	Field Blank 1	WT							9	3	2	3		1					X	X	X		X	X	X	X		X	X	
31	MS1	WT							11	3	3	4		1					X	X	X	X	X	X	X	X	X	X	X	
32	MSD1	WT							11	3	3	4		1					X	X	X	X	X	X	X	X	X	X	X	
33	MS2	WT							11	3	3	4		1					X	X	X	X	X	X	X	X	X	X	X	
34	MSD2	WT							11	3	3	4		1					X	X	X	X	X	X	X	X	X	X	X	
35																														
36																														

ADDITIONAL COMMENTS	RELINQUISHED BY / AFFILIATION	DATE	TIME	ACCEPTED BY / AFFILIATION	DATE	TIME	SAMPLE CONDITIONS
* Metals: 6010 (Al, Ba, B, Cd, Cr, Fe, Pb, Mn, Mo, Ca, Mg, Na, K, Li, SiO2)	Andy Jaskowiak	11-2-21	7:40	[signature] Pace	11/2/21	1405	
6020 (Co, As, Se, Sb)	[signature] Pace	11/2/21	1430	BC	11/2/21	1430	See #1
** Dissolved FF 6010 (Mo, Mn)							
Alkalinity = (Total , Bicarb & Carb)							

SAMPLER NAME AND SIGNATURE	
PRINT Name of SAMPLER:	Andy Jaskowiak
SIGNATURE of SAMPLER:	[signature]
DATE Signed:	11-2-21

TEMP in C	Received on Ice (Y/N)	Custody Sealed Cooler (Y/N)	Samples Intact (Y/N)

Pace Analytical®

SAMPLE CONDITION UPON RECEIPT FORM

Date/Time and Initials of person examining contents: BC 1500 11/02/21

1. **Courier:** ☐ FED EX ☐ UPS ☐ CLIENT ☒ PACE ☐ USPS ☐ OTHER _____

2. **Custody Seal on Cooler/Box Present:** ☐ Yes ☒ No

(If yes)Seals Intact: ☐ Yes ☐ No **(leave blank if no seals were present)**

3. **Thermometer:** 1 2 3 4 5 6 (A) B C D E F

4. **Cooler Temperature:** ①2.1/2.1 ②1.6/1.6 ③1.9/1.9 ④1.7/1.7 ⑤2.3/2.3 ⑥2.1/2.1 ⑦0.9/0.9 ⑧1.3/1.3

Temp should be above freezing to 6°C **(Initial/Corrected)**

5. **Packing Material:** ☐ Bubble Wrap ☒ Bubble Bags ☐ None ☐ Other _____

6. **Ice Type:** ☒ Wet ☐ Blue ☐ None

7. **If temp. is over 6°C or under 0°C, was the PM notified?:** ☐ Yes ☐ No

All discrepancies will be written out in the comments section below.

	Yes	No		Yes	No	N/A
USDA Regulated Soils? (HI, ID, NY, WA, OR,CA, NM, TX, OK, AR, LA, TN, AL, MS, NC, SC, GA, FL, or Puerto Rico)		✓	All containers needing acid/base pres. Have been CHECKED?: **exceptions: VOA, coliform, LLHg, O&G, and any container with a septum cap or preserved with HCl.** **Circle:** **HNO3 (<2) H2SO4 (<2) NaOH (>10) NaOH/ZnAc (>9)** Any non-conformance to pH recommendations will be noted on the container count form	✓		
Short Hold Time Analysis (48 hours or less)? Analysis: NO2, NO3	✓					
Time 5035A TC placed in Freezer or Short Holds To Lab	Time: 1520			Present	Absent	N/A
			Residual Chlorine Check (SVOC 625 Pest/PCB 608)			✓
Rush TAT Requested (4 days or less):		✓	Residual Chlorine Check (Total/Amenable/Free Cyanide)			✓
Custody Signatures Present?	✓		Headspace Wisconsin Sulfide?			✓
Containers Intact?:	✓		Headspace in VOA Vials (>6mm): See Containter Count form for details	Present	Absent	No VOA Vials Sent ✓
Sample Label (IDs/Dates/Times) Match COC?: Except TCs, which only require sample ID	✓		Trip Blank Present?		✓	
Extra labels on Terracore Vials? (soils only)		✓	Trip Blank Custody Seals?:			✓

COMMENTS:

COC PAGE 1 **of** 3

Sample Container Count

SBS
DI
MeOH (only)
BK
Kit

** Place a RED dot on containers that are out of conformance **

COC Line Item	WGFU	R	DG9H VG9H	VOA VIAL HS (>6mm)	VG9U	DG9U	VG9T	AG0U	AG1H	AG1U	AG2U	AG3S	AG3SF	AG3C	BP1U	BP1N	BP2U	BP3U	BP3N	BP3F	BP3S	BP3B	BP3Z	CG3H	Syringe Kit			Matrix	HNO3/ H2SO4 pH <2	NaOH/ ZNAc pH >9	NaOH pH>10
1																															
2																															
3												1	1			2	1	2	1	1	1		1					WT	✓	✓	
4												↓	↓			↓	↓	↓	↓	↓	↓		↓					↓	↓	↓	
5												↓	↓			↓	↓	↓	↓	↓	↓		↓								
6												3	3			6	3	6	3	3	3		3								
7												1	1			2	1	2	1	1	1		1								
8												↓	↓			↓	↓	↓	↓	↓	↓		↓								
9												↓	↓			↓	↓	↓	↓	↓	↓		↓								
10																															
11																															
12																															

Container Codes

Glass

DG9H	40mL HCl amber voa vial	BG1T	1L Na Thiosulfate clear glass	BP1B	1L NaOH plastic
DG9P	40mL TSP amber vial	BG1U	1L unpreserved glass	BP1N	1L HNO3 plastic
DG9S	40mL H2SO4 amber vial	BG3H	250mL HCl Clear Glass	BP1S	1L H2SO4 plastic
DG9T	40mL Na Thio amber vial	BG3U	250mL Unpres Clear Glass	BP1U	1L unpreserved plastic
DG9U	40mL unpreserved amber vial	AG0U	100mL unpres amber glass	BP1Z	1L NaOH, Zn, Ac
VG9H	40mL HCl clear vial	AG1H	1L HCl amber glass	BP2N	500mL HNO3 plastic
VG9T	40mL Na Thio. clear vial	AG1S	1L H2SO4 amber glass	BP2C	500mL NaOH plastic
VG9U	40mL unpreserved clear vial	AG1T	1L Na Thiosulfate amber glass	BP2S	500mL H2SO4 plastic
I	40mL w/hexane wipe vial	AG1U	1liter unpres amber glass	BP2U	500mL unpreserved plastic
WGKU	8oz unpreserved clear jar	AG2N	500mL HNO3 amber glass	BP2Z	500mL NaOH, Zn Ac
WGFU	4oz clear soil jar	AG2S	500mL H2SO4 amber glass	BP3B	250mL NaOH plastic
JGFU	4oz unpreserved amber wide	AG2U	500mL unpres amber glass	BP3N	250mL HNO3 plastic
CG3H	250mL clear glass HCl	AG3S	250mL H2SO4 amber glass	BP3F	250mL HNO3 plastic-field filtered
BG1H	1L HCl clear glass	AG3SF	250mL H2SO4 amb glass -field filtered	BP3U	250mL unpreserved plastic
BG1S	1L H2SO4 clear glass	AG3U	250mL unpres amber glass	BP3S	250mL H2SO4 plastic
GN	General	AG3C	250mL NaOH amber glass	BP3Z	250mL NaOH, ZnAc plastic

Plastic / Misc.

BP4U	125mL unpreserved plastic
BP4N	125mL HNO3 plastic
BP4S	125mL H2SO4 plastic

Syringe Kit	LL Cr+6 sampling kit

AF	Air Filter
C	Air Cassettes
R	Terracore kit
SP5T	120mL Coliform Na Thiosulfate
U	Summa Can
ZPLC	Ziploc Bag

WT		Water	
SL		Solid	
NAL	OL	Non-aqueous liquid	Oil
WP		Wipe	

COC PAGE 2 **of** 3

Sample Container Count

SBS / DI / MeOH (only) / BK / Kit

** Place a RED dot on containers that are out of conformance **

COC Line Item	WGFU	R	DG9H VG9H	VOA VIAL HS (>6mm)	VG9U	DG9U	VG9T	AG0U	AG1H	AG1U	AG2U	AG3S	AG3SF	AG3C	BP1U	BP1N	BP2U	BP3U	BP3N	BP3F	BP3S	BP3B	BP3Z	CG3H	Syringe Kit			Matrix	HNO3/ H2SO4 pH <2	NaOH/ ZNAc pH >9	NaOH pH>10
1																															
2																															
3																															
4																															
5																															
6												1	1			2	1	2	1	1	1		1					WT	✓	✓	
7												↓	↓			↓	↓	↓	↓	↓	↓		↓					↓	↓	↓	
8																															
9												↓	↓			↓	↓	↓	↓	↓	↓		↓								
10																															
11												1	1			2	1	2	1	(	1		1					WT	✓	✓	
12												1	1			2	1	2	1	(	)		1					↓	✓	✓	

Container Codes

Glass

DG9H	40mL HCl amber voa vial	BG1T	1L Na Thiosulfate clear glass	BP1B	1L NaOH plastic
DG9P	40mL TSP amber vial	BG1U	1L unpreserved glass	BP1N	1L HNO3 plastic
DG9S	40mL H2SO4 amber vial	BG3H	250mL HCl Clear Glass	BP1S	1L H2SO4 plastic
DG9T	40mL Na Thio amber vial	BG3U	250mL Unpres Clear Glass	BP1U	1L unpreserved plastic
DG9U	40mL unpreserved amber vial	AG0U	100mL unpres amber glass	BP1Z	1L NaOH, Zn, Ac
VG9H	40mL HCl clear vial	AG1H	1L HCl amber glass	BP2N	500mL HNO3 plastic
VG9T	40mL Na Thio. clear vial	AG1S	1L H2SO4 amber glass	BP2C	500mL NaOH plastic
VG9U	40mL unpreserved clear vial	AG1T	1L Na Thiosulfate amber glass	BP2S	500mL H2SO4 plastic
I	40mL w/hexane wipe vial	AG1U	1liter unpres amber glass	BP2U	500mL unpreserved plastic
WGKU	8oz unpreserved clear jar	AG2N	500mL HNO3 amber glass	BP2Z	500mL NaOH, Zn Ac
WGFU	4oz clear soil jar	AG2S	500mL H2SO4 amber glass	BP3B	250mL NaOH plastic
JGFU	4oz unpreserved amber wide	AG2U	500mL unpres amber glass	BP3N	250mL HNO3 plastic
CG3H	250mL clear glass HCl	AG3S	250mL H2SO4 amber glass	BP3F	250mL HNO3 plastic-field filtered
BG1H	1L HCl clear glass	AG3SF	250mL H2SO4 amb glass -field filtered	BP3U	250mL unpreserved plastic
BG1S	1L H2SO4 clear glass	AG3U	250mL unpres amber glass	BP3S	250mL H2SO4 plastic
GN	General	AG3C	250mL NaOH amber glass	BP3Z	250mL NaOH, ZnAc plastic

Plastic / Misc.

BP4U	125mL unpreserved plastic
BP4N	125mL HNO3 plastic
BP4S	125mL H2SO4 plastic

Syringe Kit	LL Cr+6 sampling kit

AF	Air Filter
C	Air Cassettes
R	Terracore kit
SP5T	120mL Coliform Na Thiosulfate
U	Summa Can
ZPLC	Ziploc Bag

WT		Water	
SL		Solid	
NAL	OL	Non-aqueous liquid	Oil
WP		Wipe	

COC PAGE 3 of 3

Sample Container Count

** Place a RED dot on containers that are out of conformance **

COC Line Item	WGFU	SBS / DI / MeOH (only) / BK / Kit R	DG9H VG9H	VOA VIAL HS (>6mm)	VG9U	DG9U	VG9T	AG0U	AG1H	AG1U	AG2U	AG3S	AG3SF	AG3C	BP1U	BP1N	BP2U	BP3U	BP3N	BP3F	BP3S	BP3B	BP3Z	CG3H	Syringe Kit			Matrix	HNO3/ H2SO4 pH <2	NaOH/ ZNAc pH >9	NaOH pH>10
1																															
2																															
3																															
4												1	1			2	1	2	1	1	1		1					WT	✓	✓	
5																															
6																															
7																															
8																															
9																															
10																															
11																															
12																															

Container Codes

Glass

DG9H	40mL HCl amber voa vial	BG1T	1L Na Thiosulfate clear glass	BP1B	1L NaOH plastic
DG9P	40mL TSP amber vial	BG1U	1L unpreserved glass	BP1N	1L HNO3 plastic
DG9S	40mL H2SO4 amber vial	BG3H	250mL HCl Clear Glass	BP1S	1L H2SO4 plastic
DG9T	40mL Na Thio amber vial	BG3U	250mL Unpres Clear Glass	BP1U	1L unpreserved plastic
DG9U	40mL unpreserved amber vial	AG0U	100mL unpres amber glass	BP1Z	1L NaOH, Zn, Ac
VG9H	40mL HCl clear vial	AG1H	1L HCl amber glass	BP2N	500mL HNO3 plastic
VG9T	40mL Na Thio. clear vial	AG1S	1L H2SO4 amber glass	BP2C	500mL NaOH plastic
VG9U	40mL unpreserved clear vial	AG1T	1L Na Thiosulfate amber glass	BP2S	500mL H2SO4 plastic
I	40mL w/hexane wipe vial	AG1U	1liter unpres amber glass	BP2U	500mL unpreserved plastic
WGKU	8oz unpreserved clear jar	AG2N	500mL HNO3 amber glass	BP2Z	500mL NaOH, Zn Ac
WGFU	4oz clear soil jar	AG2S	500mL H2SO4 amber glass	BP3B	250mL NaOH plastic
JGFU	4oz unpreserved amber wide	AG2U	500mL unpres amber glass	BP3N	250mL HNO3 plastic
CG3H	250mL clear glass HCl	AG3S	250mL H2SO4 amber glass	BP3F	250mL HNO3 plastic-field filtered
BG1H	1L HCl clear glass	AG3SF	250mL H2SO4 amb glass -field filtered	BP3U	250mL unpreserved plastic
BG1S	1L H2SO4 clear glass	AG3U	250mL unpres amber glass	BP3S	250mL H2SO4 plastic
GN	General	AG3C	250mL NaOH amber glass	BP3Z	250mL NaOH, ZnAc plastic

Plastic / Misc.

BP4U	125mL unpreserved plastic
BP4N	125mL HNO3 plastic
BP4S	125mL H2SO4 plastic

Syringe Kit	LL Cr+6 sampling kit

AF	Air Filter
C	Air Cassettes
R	Terracore kit
SP5T	120mL Coliform Na Thiosulfate
U	Summa Can
ZPLC	Ziploc Bag

WT		Water	
SL		Solid	
NAL	OL	Non-aqueous liquid	Oil
WP		Wipe	

Pace Analytical Services, LLC
7726 Moller Road
Indianapolis, IN 46268
(317)228-3100

February 15, 2022

Mr. Mark Breting
ATC Group Services
7988 Centerpoint Drive
Suite 100
Indianapolis, IN 46256

RE: Project: Harding St Profile 1 Report 2
Pace Project No.: 50301920

Dear Mr. Breting:

Enclosed are the analytical results for sample(s) received by the laboratory on November 03, 2021. The results relate only to the samples included in this report. Results reported herein conform to the applicable TNI/NELAC Standards and the laboratory's Quality Manual, where applicable, unless otherwise noted in the body of the report.

The test results provided in this final report were generated by each of the following laboratories within the Pace Network:

- Pace Analytical Services - Indianapolis
- Pace Analytical Services - Greensburg

If you have any questions concerning this report, please feel free to contact me.

Sincerely,

Hayden Putt

Hayden Putt
hayden.putt@pacelabs.com
(317)228-3145
Project Manager

Enclosures

cc: Mr. Robert Miller, Haley & Aldrich

This report shall not be reproduced, except in full,
without the written consent of Pace Analytical Services, LLC.

Pace Analytical Services, LLC
7726 Moller Road
Indianapolis, IN 46268
(317)228-3100

CERTIFICATIONS

Project: Harding St Profile 1 Report 2
Pace Project No.: 50301920

Pace Analytical Services Pennsylvania

1638 Roseytown Rd Suites 2,3&4, Greensburg, PA 15601
ANAB DOD-ELAP Rad Accreditation #: L2417
Alabama Certification #: 41590
Arizona Certification #: AZ0734
Arkansas Certification
California Certification #: 04222CA
Colorado Certification #: PA01547
Connecticut Certification #: PH-0694
Delaware Certification
EPA Region 4 DW Rad
Florida/TNI Certification #: E87683
Georgia Certification #: C040
Florida: Cert E871149 SEKS WET
Guam Certification
Hawaii Certification
Idaho Certification
Illinois Certification
Indiana Certification
Iowa Certification #: 391
Kansas/TNI Certification #: E-10358
Kentucky Certification #: KY90133
KY WW Permit #: KY0098221
KY WW Permit #: KY0000221
Louisiana DHH/TNI Certification #: LA180012
Louisiana DEQ/TNI Certification #: 4086
Maine Certification #: 2017020
Maryland Certification #: 308
Massachusetts Certification #: M-PA1457
Michigan/PADEP Certification #: 9991
Missouri Certification #: 235
Montana Certification #: Cert0082
Nebraska Certification #: NE-OS-29-14
Nevada Certification #: PA014572018-1
New Hampshire/TNI Certification #: 297617
New Jersey/TNI Certification #: PA051
New Mexico Certification #: PA01457
New York/TNI Certification #: 10888
North Carolina Certification #: 42706
North Dakota Certification #: R-190
Ohio EPA Rad Approval: #41249
Oregon/TNI Certification #: PA200002-010
Pennsylvania/TNI Certification #: 65-00282
Puerto Rico Certification #: PA01457
Rhode Island Certification #: 65-00282
South Dakota Certification
Tennessee Certification #: 02867
Texas/TNI Certification #: T104704188-17-3
Utah/TNI Certification #: PA014572017-9
USDA Soil Permit #: P330-17-00091
Vermont Dept. of Health: ID# VT-0282
Virgin Island/PADEP Certification
Virginia/VELAP Certification #: 460198
Washington Certification #: C868
West Virginia DEP Certification #: 143
West Virginia DHHR Certification #: 9964C
Wisconsin Approve List for Rad
Wyoming Certification #: 8TMS-L

Pace Analytical Services Indianapolis

7726 Moller Road, Indianapolis, IN 46268
Illinois Accreditation #: 200074
Indiana Drinking Water Laboratory #: C-49-06
Kansas/TNI Certification #: E-10177
Kentucky UST Agency Interest #: 80226
Kentucky WW Laboratory ID #: 98019
Michigan Drinking Water Laboratory #9050
Ohio VAP Certified Laboratory #: CL0065
Oklahoma Laboratory #: 9204
Texas Certification #: T104704355
Wisconsin Laboratory #: 999788130
USDA Soil Permit #: P330-19-00257

REPORT OF LABORATORY ANALYSIS

This report shall not be reproduced, except in full,
without the written consent of Pace Analytical Services, LLC.

Pace Analytical Services, LLC
7726 Moller Road
Indianapolis, IN 46268
(317)228-3100

SAMPLE SUMMARY

Project: Harding St Profile 1 Report 2
Pace Project No.: 50301920

Lab ID	Sample ID	Matrix	Date Collected	Date Received
50301920001	**PZ-100S**	Water	11/02/21 10:42	11/03/21 15:20
50301920002	**PZ-100D**	Water	11/02/21 09:36	11/03/21 15:20
50301920003	**PZ-101S**	Water	11/02/21 12:33	11/03/21 15:20
50301920004	**PZ-101D**	Water	11/02/21 13:34	11/03/21 15:20
50301920005	**MW-104D**	Water	11/02/21 14:56	11/03/21 15:20
50301920006	**MW-105S**	Water	11/02/21 14:17	11/03/21 15:20
50301920007	**MW-105I**	Water	11/02/21 16:15	11/03/21 15:20
50301920008	**MW-108S**	Water	11/02/21 10:15	11/03/21 15:20
50301920009	**MW-108D**	Water	11/02/21 11:50	11/03/21 15:20
50301920010	**DUP 3**	Water	11/02/21 08:00	11/03/21 15:20
50301920011	**DUP 4**	Water	11/02/21 00:00	11/03/21 15:20

This report shall not be reproduced, except in full,
without the written consent of Pace Analytical Services, LLC.

Pace Analytical Services, LLC
7726 Moller Road
Indianapolis, IN 46268
(317)228-3100

SAMPLE ANALYTE COUNT

Project: Harding St Profile 1 Report 2
Pace Project No.: 50301920

Lab ID	Sample ID	Method	Analysts	Analytes Reported	Laboratory
50301920001	**PZ-100S**	EPA 9056	RMR	3	PASI-I
		EPA 6010	JDG	15	PASI-I
		EPA 6010	JPK	2	PASI-I
		EPA 6020	CAW	4	PASI-I
		EPA 903.1	MK1	1	PASI-PA
		EPA 904.0	JC2	1	PASI-PA
		Total Radium Calculation	JAL	1	PASI-PA
		SM 2320B	SWJ	3	PASI-I
		SM 2540C	OAS	1	PASI-I
		SM 4500-H+B	TKG	1	PASI-I
		SM 4500-S2-D	ZM	1	PASI-I
		EPA 353.2	SKK	2	PASI-I
		EPA 365.1	GWA	1	PASI-I
		SM 5310C	GWA	1	PASI-I
		SM 5310C	GWA	1	PASI-I
50301920002	**PZ-100D**	EPA 9056	RMR	3	PASI-I
		EPA 6010	JDG	15	PASI-I
		EPA 6010	JPK	2	PASI-I
		EPA 6020	CAW	4	PASI-I
		EPA 903.1	MK1	1	PASI-PA
		EPA 904.0	JC2	1	PASI-PA
		Total Radium Calculation	JAL	1	PASI-PA
		SM 2320B	SWJ	3	PASI-I
		SM 2540C	OAS	1	PASI-I
		SM 4500-H+B	TKG	1	PASI-I
		SM 4500-S2-D	ZM	1	PASI-I
		EPA 353.2	SKK	2	PASI-I
		EPA 365.1	GWA	1	PASI-I
		SM 5310C	GWA	1	PASI-I
		SM 5310C	GWA	1	PASI-I
50301920003	**PZ-101S**	EPA 9056	RMR	3	PASI-I
		EPA 6010	JDG	15	PASI-I
		EPA 6010	JPK	2	PASI-I
		EPA 6020	CAW	4	PASI-I
		EPA 903.1	MK1	1	PASI-PA
		EPA 904.0	JC2	1	PASI-PA
		Total Radium Calculation	JAL	1	PASI-PA

REPORT OF LABORATORY ANALYSIS

This report shall not be reproduced, except in full,
without the written consent of Pace Analytical Services, LLC.

Pace Analytical Services, LLC
7726 Moller Road
Indianapolis, IN 46268
(317)228-3100

SAMPLE ANALYTE COUNT

Project: Harding St Profile 1 Report 2
Pace Project No.: 50301920

Lab ID	Sample ID	Method	Analysts	Analytes Reported	Laboratory
		SM 2320B	SWJ	3	PASI-I
		SM 2540C	OAS	1	PASI-I
		SM 4500-H+B	TKG	1	PASI-I
		SM 4500-S2-D	ZM	1	PASI-I
		EPA 353.2	SKK	2	PASI-I
		EPA 365.1	GWA	1	PASI-I
		SM 5310C	GWA	1	PASI-I
		SM 5310C	GWA	1	PASI-I
50301920004	**PZ-101D**	EPA 9056	RMR	3	PASI-I
		EPA 6010	JDG	15	PASI-I
		EPA 6010	JPK	2	PASI-I
		EPA 6020	CAW	4	PASI-I
		EPA 903.1	MK1	1	PASI-PA
		EPA 904.0	JC2	1	PASI-PA
		Total Radium Calculation	JAL	1	PASI-PA
		SM 2320B	SWJ	3	PASI-I
		SM 2540C	OAS	1	PASI-I
		SM 4500-H+B	TKG	1	PASI-I
		SM 4500-S2-D	ZM	1	PASI-I
		EPA 353.2	SKK	2	PASI-I
		EPA 365.1	GWA	1	PASI-I
		SM 5310C	GWA	1	PASI-I
		SM 5310C	GWA	1	PASI-I
50301920005	**MW-104D**	EPA 9056	RMR	3	PASI-I
		EPA 6010	JDG	15	PASI-I
		EPA 6010	JPK	2	PASI-I
		EPA 6020	CAW	4	PASI-I
		EPA 903.1	MK1	1	PASI-PA
		EPA 904.0	JC2	1	PASI-PA
		Total Radium Calculation	JAL	1	PASI-PA
		SM 2320B	SWJ	3	PASI-I
		SM 2540C	OAS	1	PASI-I
		SM 4500-H+B	TKG	1	PASI-I
		SM 4500-S2-D	ZM	1	PASI-I
		EPA 353.2	SKK	2	PASI-I
		EPA 365.1	GWA	1	PASI-I
		SM 5310C	GWA	1	PASI-I

This report shall not be reproduced, except in full,
without the written consent of Pace Analytical Services, LLC.

Pace Analytical Services, LLC
7726 Moller Road
Indianapolis, IN 46268
(317)228-3100

SAMPLE ANALYTE COUNT

Project: Harding St Profile 1 Report 2
Pace Project No.: 50301920

Lab ID	Sample ID	Method	Analysts	Analytes Reported	Laboratory
		SM 5310C	GWA	1	PASI-I
50301920006	**MW-105S**	EPA 9056	RMR	3	PASI-I
		EPA 6010	JDG	15	PASI-I
		EPA 6010	JPK	2	PASI-I
		EPA 6020	CAW	4	PASI-I
		EPA 903.1	MK1	1	PASI-PA
		EPA 904.0	JC2	1	PASI-PA
		Total Radium Calculation	JAL	1	PASI-PA
		SM 2320B	SWJ	3	PASI-I
		SM 2540C	OAS	1	PASI-I
		SM 4500-H+B	TKG	1	PASI-I
		SM 4500-S2-D	ZM	1	PASI-I
		EPA 353.2	SKK	2	PASI-I
		EPA 365.1	GWA	1	PASI-I
		SM 5310C	GWA	1	PASI-I
		SM 5310C	GWA	1	PASI-I
50301920007	**MW-105I**	EPA 9056	RMR	3	PASI-I
		EPA 6010	JDG	15	PASI-I
		EPA 6010	JPK	2	PASI-I
		EPA 6020	CAW	4	PASI-I
		EPA 903.1	MK1	1	PASI-PA
		EPA 904.0	JC2	1	PASI-PA
		Total Radium Calculation	JAL	1	PASI-PA
		SM 2320B	SWJ	3	PASI-I
		SM 2540C	OAS	1	PASI-I
		SM 4500-H+B	TKG	1	PASI-I
		SM 4500-S2-D	ZM	1	PASI-I
		EPA 353.2	SKK	2	PASI-I
		EPA 365.1	GWA	1	PASI-I
		SM 5310C	GWA	1	PASI-I
		SM 5310C	GWA	1	PASI-I
50301920008	**MW-108S**	EPA 9056	RMR	3	PASI-I
		EPA 6010	JDG	15	PASI-I
		EPA 6010	JPK	2	PASI-I
		EPA 6020	CAW	4	PASI-I
		EPA 903.1	MK1	1	PASI-PA
		EPA 904.0	JC2	1	PASI-PA

This report shall not be reproduced, except in full,
without the written consent of Pace Analytical Services, LLC.

Pace Analytical Services, LLC
7726 Moller Road
Indianapolis, IN 46268
(317)228-3100

SAMPLE ANALYTE COUNT

Project: Harding St Profile 1 Report 2
Pace Project No.: 50301920

Lab ID	Sample ID	Method	Analysts	Analytes Reported	Laboratory
		Total Radium Calculation	JAL	1	PASI-PA
		SM 2320B	SWJ	3	PASI-I
		SM 2540C	OAS	1	PASI-I
		SM 4500-H+B	TKG	1	PASI-I
		SM 4500-S2-D	ZM	1	PASI-I
		EPA 353.2	SKK	2	PASI-I
		EPA 365.1	GWA	1	PASI-I
		SM 5310C	GWA	1	PASI-I
		SM 5310C	GWA	1	PASI-I
50301920009	**MW-108D**	EPA 9056	RMR	3	PASI-I
		EPA 6010	JDG	15	PASI-I
		EPA 6010	JPK	2	PASI-I
		EPA 6020	CAW	4	PASI-I
		EPA 903.1	MK1	1	PASI-PA
		EPA 904.0	JC2	1	PASI-PA
		Total Radium Calculation	JAL	1	PASI-PA
		SM 2320B	SWJ	3	PASI-I
		SM 2540C	OAS	1	PASI-I
		SM 4500-H+B	TKG	1	PASI-I
		SM 4500-S2-D	ZM	1	PASI-I
		EPA 353.2	SKK	2	PASI-I
		EPA 365.1	GWA	1	PASI-I
		SM 5310C	GWA	1	PASI-I
		SM 5310C	GWA	1	PASI-I
50301920010	**DUP 3**	EPA 9056	RMR	3	PASI-I
		EPA 6010	JDG	15	PASI-I
		EPA 6010	JPK	2	PASI-I
		EPA 6020	CAW	4	PASI-I
		EPA 903.1	MK1	1	PASI-PA
		EPA 904.0	JC2	1	PASI-PA
		Total Radium Calculation	JAL	1	PASI-PA
		SM 2320B	SWJ	3	PASI-I
		SM 2540C	OAS	1	PASI-I
		SM 4500-H+B	TKG	1	PASI-I
		SM 4500-S2-D	ZM	1	PASI-I
		EPA 353.2	SKK	2	PASI-I
		EPA 365.1	GWA	1	PASI-I

This report shall not be reproduced, except in full,
without the written consent of Pace Analytical Services, LLC.

Pace Analytical Services, LLC
7726 Moller Road
Indianapolis, IN 46268
(317)228-3100

SAMPLE ANALYTE COUNT

Project: Harding St Profile 1 Report 2
Pace Project No.: 50301920

Lab ID	Sample ID	Method	Analysts	Analytes Reported	Laboratory
		SM 5310C	GWA	1	PASI-I
		SM 5310C	GWA	1	PASI-I
50301920011	**DUP 4**	EPA 9056	RMR	3	PASI-I
		EPA 6010	JDG	15	PASI-I
		EPA 6010	JPK	2	PASI-I
		EPA 6020	CAW	4	PASI-I
		EPA 903.1	MK1	1	PASI-PA
		EPA 904.0	JC2	1	PASI-PA
		Total Radium Calculation	JAL	1	PASI-PA
		SM 2320B	SWJ	3	PASI-I
		SM 2540C	OAS	1	PASI-I
		SM 4500-H+B	TKG	1	PASI-I
		SM 4500-S2-D	ZM	1	PASI-I
		EPA 353.2	SKK	2	PASI-I
		EPA 365.1	GWA	1	PASI-I
		SM 5310C	GWA	1	PASI-I
		SM 5310C	GWA	1	PASI-I

PASI-I = Pace Analytical Services - Indianapolis
PASI-PA = Pace Analytical Services - Greensburg

This report shall not be reproduced, except in full,
without the written consent of Pace Analytical Services, LLC.

Pace Analytical Services, LLC
7726 Moller Road
Indianapolis, IN 46268
(317)228-3100

SUMMARY OF DETECTION

Project: Harding St Profile 1 Report 2
Pace Project No.: 50301920

Lab Sample ID / Method	Client Sample ID / Parameters	Result	Units	Report Limit	Analyzed	Qualifiers
50301920001	**PZ-100S**					
EPA 9056	Chloride	314	mg/L	25.0	11/07/21 01:57	
EPA 9056	Fluoride	1.6	mg/L	0.10	11/07/21 01:41	
EPA 9056	Sulfate	397	mg/L	25.0	11/07/21 01:57	
EPA 6010	Barium	32.6	ug/L	10.0	11/15/21 08:46	
EPA 6010	Boron	2290	ug/L	100	11/15/21 08:46	
EPA 6010	Calcium	161000	ug/L	1000	11/15/21 08:46	
EPA 6010	Iron	1750	ug/L	100	11/15/21 08:46	
EPA 6010	Lithium	63.2	ug/L	20.0	11/15/21 08:46	
EPA 6010	Magnesium	56300	ug/L	1000	11/15/21 08:46	
EPA 6010	Manganese	353	ug/L	10.0	11/15/21 08:46	
EPA 6010	Molybdenum	133	ug/L	10.0	11/15/21 08:46	
EPA 6010	Potassium	10700	ug/L	1000	11/15/21 08:46	
EPA 6010	Silica	14600	ug/L	450	11/15/21 08:46	N2
EPA 6010	Sodium	240000	ug/L	2000	11/15/21 09:42	
EPA 6010	Manganese, Dissolved	326	ug/L	10.0	11/13/21 01:10	
EPA 6010	Molybdenum, Dissolved	132	ug/L	10.0	11/13/21 01:10	
EPA 6020	Arsenic	2.3	ug/L	1.0	11/08/21 19:55	
EPA 903.1	Radium-226	0.124 ± 0.514 (0.980) C:NA T:93%	pCi/L		12/09/21 12:10	
EPA 904.0	Radium-228	2.29 ± 0.691 (0.863) C:68% T:83%	pCi/L		12/09/21 14:51	
Total Radium Calculation	Total Radium	2.41 ± 1.21 (1.84)	pCi/L		12/14/21 13:39	
SM 2320B	Alkalinity, Total as CaCO3	312	mg/L	2.0	11/09/21 11:15	
SM 2320B	Alkalinity,Bicarbonate (CaCO3)	312	mg/L	2.0	11/09/21 11:15	
SM 2540C	Total Dissolved Solids	1300	mg/L	20.0	11/05/21 09:13	
SM 4500-H+B	pH at 25 Degrees C	7.8	Std. Units	0.10	11/09/21 13:38	H3
SM 5310C	Total Organic Carbon	2.5	mg/L	1.0	11/13/21 12:52	
SM 5310C	Dissolved Organic Carbon	2.9	mg/L	1.0	11/15/21 10:51	
50301920002	**PZ-100D**					
EPA 9056	Chloride	204	mg/L	25.0	11/07/21 01:28	
EPA 9056	Fluoride	0.37	mg/L	0.10	11/07/21 01:12	
EPA 9056	Sulfate	547	mg/L	25.0	11/07/21 01:28	
EPA 6010	Barium	54.5	ug/L	10.0	11/15/21 08:48	
EPA 6010	Boron	7500	ug/L	100	11/15/21 08:48	
EPA 6010	Calcium	211000	ug/L	2000	11/15/21 09:44	
EPA 6010	Iron	3110	ug/L	100	11/15/21 08:48	
EPA 6010	Lithium	76.9	ug/L	20.0	11/15/21 08:48	
EPA 6010	Magnesium	52200	ug/L	1000	11/15/21 08:48	
EPA 6010	Manganese	228	ug/L	10.0	11/15/21 08:48	
EPA 6010	Molybdenum	164	ug/L	10.0	11/15/21 08:48	
EPA 6010	Potassium	11100	ug/L	1000	11/15/21 08:48	
EPA 6010	Silica	11700	ug/L	450	11/15/21 08:48	N2

REPORT OF LABORATORY ANALYSIS

This report shall not be reproduced, except in full,
without the written consent of Pace Analytical Services, LLC.

Pace Analytical Services, LLC
7726 Moller Road
Indianapolis, IN 46268
(317)228-3100

SUMMARY OF DETECTION

Project: Harding St Profile 1 Report 2
Pace Project No.: 50301920

Lab Sample ID / Method	Client Sample ID / Parameters	Result	Units	Report Limit	Analyzed	Qualifiers
50301920002	**PZ-100D**					
EPA 6010	Sodium	152000	ug/L	1000	11/15/21 08:48	
EPA 6010	Manganese, Dissolved	214	ug/L	10.0	11/13/21 01:12	
EPA 6010	Molybdenum, Dissolved	161	ug/L	10.0	11/13/21 01:12	
EPA 6020	Arsenic	59.7	ug/L	1.0	11/09/21 14:55	
EPA 903.1	Radium-226	0.711 ± 0.597 (0.854) C:NA T:86%	pCi/L		12/09/21 12:24	
EPA 904.0	Radium-228	0.919 ± 0.427 (0.724) C:75% T:92%	pCi/L		12/09/21 14:51	
Total Radium Calculation	Total Radium	1.63 ± 1.02 (1.58)	pCi/L		12/14/21 13:39	
SM 2320B	Alkalinity, Total as CaCO3	222	mg/L	2.0	11/09/21 11:15	
SM 2320B	Alkalinity,Bicarbonate (CaCO3)	222	mg/L	2.0	11/09/21 11:15	
SM 2540C	Total Dissolved Solids	1370	mg/L	20.0	11/05/21 09:13	
SM 4500-H+B	pH at 25 Degrees C	8.0	Std. Units	0.10	11/09/21 13:36	H3
EPA 365.1	Phosphate as P04	0.42	mg/L	0.15	11/17/21 07:28	
SM 5310C	Total Organic Carbon	1.6	mg/L	1.0	11/13/21 13:03	
SM 5310C	Dissolved Organic Carbon	1.9	mg/L	1.0	11/15/21 11:11	
50301920003	**PZ-101S**					
EPA 9056	Chloride	97.9	mg/L	25.0	11/07/21 02:00	
EPA 9056	Fluoride	0.19	mg/L	0.10	11/07/21 01:44	
EPA 9056	Sulfate	288	mg/L	25.0	11/07/21 02:00	
EPA 6010	Barium	118	ug/L	10.0	11/15/21 08:50	
EPA 6010	Boron	5350	ug/L	100	11/15/21 08:50	
EPA 6010	Calcium	147000	ug/L	1000	11/15/21 08:50	
EPA 6010	Iron	4890	ug/L	100	11/15/21 08:50	
EPA 6010	Lithium	69.4	ug/L	20.0	11/15/21 08:50	
EPA 6010	Magnesium	41000	ug/L	1000	11/15/21 08:50	
EPA 6010	Manganese	698	ug/L	10.0	11/15/21 08:50	
EPA 6010	Molybdenum	116	ug/L	10.0	11/15/21 08:50	
EPA 6010	Potassium	5810	ug/L	1000	11/15/21 08:50	
EPA 6010	Silica	12400	ug/L	450	11/15/21 08:50	N2
EPA 6010	Sodium	80600	ug/L	1000	11/15/21 08:50	
EPA 6010	Manganese, Dissolved	665	ug/L	10.0	11/13/21 01:14	
EPA 6010	Molybdenum, Dissolved	120	ug/L	10.0	11/13/21 01:14	
EPA 6020	Arsenic	18.1	ug/L	1.0	11/09/21 15:00	
EPA 903.1	Radium-226	0.434 ± 0.532 (0.874) C:NA T:90%	pCi/L		12/09/21 12:24	
EPA 904.0	Radium-228	0.762 ± 0.520 (1.02) C:73% T:85%	pCi/L		12/09/21 14:51	

REPORT OF LABORATORY ANALYSIS

This report shall not be reproduced, except in full,
without the written consent of Pace Analytical Services, LLC.

Pace Analytical Services, LLC
7726 Moller Road
Indianapolis, IN 46268
(317)228-3100

SUMMARY OF DETECTION

Project: Harding St Profile 1 Report 2
Pace Project No.: 50301920

Lab Sample ID / Method	Client Sample ID / Parameters	Result	Units	Report Limit	Analyzed	Qualifiers
50301920003	**PZ-101S**					
Total Radium Calculation	Total Radium	1.20 ± 1.05 (1.89)	pCi/L		12/14/21 13:39	
SM 2320B	Alkalinity, Total as CaCO3	289	mg/L	2.0	11/09/21 11:15	
SM 2320B	Alkalinity,Bicarbonate (CaCO3)	289	mg/L	2.0	11/09/21 11:15	
SM 2540C	Total Dissolved Solids	836	mg/L	20.0	11/05/21 11:07	
SM 4500-H+B	pH at 25 Degrees C	7.9	Std. Units	0.10	11/09/21 13:42	H3
EPA 365.1	Phosphate as P04	0.27	mg/L	0.15	11/17/21 07:29	
SM 5310C	Total Organic Carbon	1.3	mg/L	1.0	11/13/21 13:14	
SM 5310C	Dissolved Organic Carbon	2.6	mg/L	1.0	11/15/21 11:31	
50301920004	**PZ-101D**					
EPA 9056	Chloride	108	mg/L	25.0	11/07/21 02:31	
EPA 9056	Fluoride	0.20	mg/L	0.10	11/07/21 02:15	
EPA 9056	Sulfate	230	mg/L	25.0	11/07/21 02:31	
EPA 6010	Barium	51.5	ug/L	10.0	11/15/21 09:04	
EPA 6010	Boron	5240	ug/L	100	11/15/21 09:04	
EPA 6010	Calcium	124000	ug/L	1000	11/15/21 09:04	
EPA 6010	Iron	2070	ug/L	100	11/15/21 09:04	
EPA 6010	Lithium	93.6	ug/L	20.0	11/15/21 09:04	
EPA 6010	Magnesium	29800	ug/L	1000	11/15/21 09:04	
EPA 6010	Manganese	268	ug/L	10.0	11/15/21 09:04	
EPA 6010	Molybdenum	229	ug/L	10.0	11/15/21 09:04	
EPA 6010	Potassium	10200	ug/L	1000	11/15/21 09:04	
EPA 6010	Silica	9820	ug/L	450	11/15/21 09:04	N2
EPA 6010	Sodium	84300	ug/L	1000	11/15/21 09:04	
EPA 6010	Manganese, Dissolved	253	ug/L	10.0	11/13/21 01:28	
EPA 6010	Molybdenum, Dissolved	228	ug/L	10.0	11/13/21 01:28	
EPA 6020	Arsenic	4.0	ug/L	1.0	11/09/21 15:04	
EPA 903.1	Radium-226	0.185 ± 0.364 (0.665) C:NA T:92%	pCi/L		12/09/21 12:24	
EPA 904.0	Radium-228	0.872 ± 0.439 (0.781) C:73% T:93%	pCi/L		12/09/21 14:51	
Total Radium Calculation	Total Radium	1.06 ± 0.803 (1.45)	pCi/L		12/14/21 13:39	
SM 2320B	Alkalinity, Total as CaCO3	256	mg/L	2.0	11/09/21 11:15	
SM 2320B	Alkalinity,Bicarbonate (CaCO3)	256	mg/L	2.0	11/09/21 11:15	
SM 2540C	Total Dissolved Solids	762	mg/L	20.0	11/05/21 11:08	
SM 4500-H+B	pH at 25 Degrees C	7.9	Std. Units	0.10	11/09/21 13:44	H3
EPA 353.2	Nitrogen, Nitrate	0.12	mg/L	0.10	11/04/21 10:02	
SM 5310C	Dissolved Organic Carbon	1.5	mg/L	1.0	11/15/21 11:50	
50301920005	**MW-104D**					
EPA 9056	Chloride	115	mg/L	25.0	11/07/21 03:34	
EPA 9056	Fluoride	0.12	mg/L	0.10	11/07/21 03:18	

REPORT OF LABORATORY ANALYSIS

This report shall not be reproduced, except in full,
without the written consent of Pace Analytical Services, LLC.

Pace Analytical Services, LLC
7726 Moller Road
Indianapolis, IN 46268
(317)228-3100

SUMMARY OF DETECTION

Project: Harding St Profile 1 Report 2
Pace Project No.: 50301920

Lab Sample ID / Method	Client Sample ID / Parameters	Result	Units	Report Limit	Analyzed	Qualifiers
50301920005	**MW-104D**					
EPA 9056	Sulfate	455	mg/L	25.0	11/07/21 03:34	
EPA 6010	Barium	52.1	ug/L	10.0	11/15/21 09:06	
EPA 6010	Boron	3460	ug/L	100	11/15/21 09:06	
EPA 6010	Calcium	224000	ug/L	2000	11/15/21 09:50	
EPA 6010	Iron	305	ug/L	100	11/15/21 09:06	
EPA 6010	Lithium	24.2	ug/L	20.0	11/15/21 09:06	
EPA 6010	Magnesium	60000	ug/L	1000	11/15/21 09:06	
EPA 6010	Manganese	405	ug/L	10.0	11/15/21 09:06	
EPA 6010	Potassium	7460	ug/L	1000	11/15/21 09:06	
EPA 6010	Silica	9260	ug/L	450	11/15/21 09:06	N2
EPA 6010	Sodium	84200	ug/L	1000	11/15/21 09:06	
EPA 6010	Manganese, Dissolved	336	ug/L	10.0	11/13/21 01:30	
EPA 903.1	Radium-226	0.213 ± 0.369 (0.660) C:NA T:89%	pCi/L		12/09/21 12:24	
EPA 904.0	Radium-228	-0.0312 ± 0.330 (0.775) C:75% T:85%	pCi/L		12/09/21 14:51	
Total Radium Calculation	Total Radium	0.213 ± 0.699 (1.44)	pCi/L		12/14/21 13:39	
SM 2320B	Alkalinity, Total as CaCO3	348	mg/L	2.0	11/09/21 11:15	
SM 2320B	Alkalinity,Bicarbonate (CaCO3)	348	mg/L	2.0	11/09/21 11:15	
SM 2540C	Total Dissolved Solids	1160	mg/L	20.0	11/05/21 11:09	
SM 4500-H+B	pH at 25 Degrees C	7.3	Std. Units	0.10	11/09/21 13:50	H3
EPA 353.2	Nitrogen, Nitrate	0.13	mg/L	0.10	11/04/21 10:07	
SM 5310C	Dissolved Organic Carbon	2.0	mg/L	1.0	11/15/21 12:10	
50301920006	**MW-105S**					
EPA 9056	Chloride	113	mg/L	25.0	11/07/21 04:06	
EPA 9056	Fluoride	0.30	mg/L	0.10	11/07/21 03:50	
EPA 9056	Sulfate	1020	mg/L	25.0	11/07/21 04:06	
EPA 6010	Barium	31.6	ug/L	10.0	11/15/21 09:08	
EPA 6010	Boron	21000	ug/L	100	11/15/21 09:08	
EPA 6010	Calcium	333000	ug/L	2000	11/15/21 09:52	
EPA 6010	Iron	8330	ug/L	100	11/15/21 09:08	
EPA 6010	Lithium	300	ug/L	20.0	11/15/21 09:08	
EPA 6010	Magnesium	81300	ug/L	1000	11/15/21 09:08	
EPA 6010	Manganese	192	ug/L	10.0	11/15/21 09:08	
EPA 6010	Molybdenum	64.2	ug/L	10.0	11/15/21 09:08	
EPA 6010	Potassium	17000	ug/L	1000	11/15/21 09:08	
EPA 6010	Silica	16600	ug/L	450	11/15/21 09:08	N2
EPA 6010	Sodium	126000	ug/L	1000	11/15/21 09:08	
EPA 6010	Manganese, Dissolved	176	ug/L	10.0	11/13/21 01:32	
EPA 6010	Molybdenum, Dissolved	61.2	ug/L	10.0	11/13/21 01:32	
EPA 6020	Arsenic	5.8	ug/L	1.0	11/09/21 15:24	

REPORT OF LABORATORY ANALYSIS

This report shall not be reproduced, except in full,
without the written consent of Pace Analytical Services, LLC.

Pace Analytical Services, LLC
7726 Moller Road
Indianapolis, IN 46268
(317)228-3100

SUMMARY OF DETECTION

Project: Harding St Profile 1 Report 2
Pace Project No.: 50301920

Lab Sample ID / Method	Client Sample ID / Parameters	Result	Units	Report Limit	Analyzed	Qualifiers
50301920006	**MW-105S**					
EPA 903.1	Radium-226	0.648 ± 0.544 (0.779) C:NA T:87%	pCi/L		12/09/21 12:24	
EPA 904.0	Radium-228	1.22 ± 0.486 (0.767) C:76% T:90%	pCi/L		12/09/21 14:51	
Total Radium Calculation	Total Radium	1.87 ± 1.03 (1.55)	pCi/L		12/14/21 13:39	
SM 2320B	Alkalinity, Total as CaCO3	267	mg/L	2.0	11/09/21 11:15	
SM 2320B	Alkalinity,Bicarbonate (CaCO3)	267	mg/L	2.0	11/09/21 11:15	
SM 2540C	Total Dissolved Solids	1890	mg/L	20.0	11/05/21 11:10	
SM 4500-H+B	pH at 25 Degrees C	7.3	Std. Units	0.10	11/09/21 13:47	H3
SM 5310C	Total Organic Carbon	1.3	mg/L	1.0	11/13/21 13:45	
SM 5310C	Dissolved Organic Carbon	2.1	mg/L	1.0	11/15/21 12:35	
50301920007	**MW-105I**					
EPA 9056	Chloride	97.3	mg/L	2.5	11/07/21 04:37	
EPA 9056	Fluoride	0.14	mg/L	0.10	11/07/21 04:22	
EPA 9056	Sulfate	74.0	mg/L	2.5	11/07/21 04:37	
EPA 6010	Aluminum	1500	ug/L	200	11/15/21 09:10	
EPA 6010	Barium	336	ug/L	10.0	11/15/21 09:10	
EPA 6010	Boron	587	ug/L	100	11/15/21 09:10	
EPA 6010	Calcium	127000	ug/L	1000	11/15/21 09:10	
EPA 6010	Iron	7490	ug/L	100	11/15/21 09:10	
EPA 6010	Magnesium	29900	ug/L	1000	11/15/21 09:10	
EPA 6010	Manganese	190	ug/L	10.0	11/15/21 09:10	
EPA 6010	Potassium	6140	ug/L	1000	11/15/21 09:10	
EPA 6010	Silica	17500	ug/L	450	11/15/21 09:10	N2
EPA 6010	Sodium	65200	ug/L	1000	11/15/21 09:10	
EPA 6010	Manganese, Dissolved	117	ug/L	10.0	11/13/21 01:34	
EPA 6020	Arsenic	2.4	ug/L	1.0	11/09/21 15:28	
EPA 6020	Cobalt	1.2	ug/L	1.0	11/09/21 15:28	
EPA 903.1	Radium-226	1.02 ± 0.701 (0.957) C:NA T:84%	pCi/L		12/09/21 12:24	
EPA 904.0	Radium-228	1.18 ± 0.529 (0.903) C:75% T:85%	pCi/L		12/09/21 14:51	
Total Radium Calculation	Total Radium	2.20 ± 1.23 (1.86)	pCi/L		12/14/21 13:39	
SM 2320B	Alkalinity, Total as CaCO3	319	mg/L	2.0	11/09/21 11:15	
SM 2320B	Alkalinity,Bicarbonate (CaCO3)	319	mg/L	2.0	11/09/21 11:15	
SM 2540C	Total Dissolved Solids	594	mg/L	10.0	11/05/21 11:11	
SM 4500-H+B	pH at 25 Degrees C	7.5	Std. Units	0.10	11/09/21 13:52	H3
EPA 365.1	Phosphate as P04	0.30	mg/L	0.15	11/17/21 09:45	

REPORT OF LABORATORY ANALYSIS

This report shall not be reproduced, except in full,
without the written consent of Pace Analytical Services, LLC.

Pace Analytical Services, LLC
7726 Moller Road
Indianapolis, IN 46268
(317)228-3100

SUMMARY OF DETECTION

Project: Harding St Profile 1 Report 2
Pace Project No.: 50301920

Lab Sample ID / Method	Client Sample ID / Parameters	Result	Units	Report Limit	Analyzed	Qualifiers
50301920007	**MW-105I**					
SM 5310C	Total Organic Carbon	1.8	mg/L	1.0	11/13/21 13:56	
SM 5310C	Dissolved Organic Carbon	2.6	mg/L	1.0	11/15/21 13:14	
50301920008	**MW-108S**					
EPA 9056	Chloride	275	mg/L	25.0	11/07/21 05:09	
EPA 9056	Fluoride	0.54	mg/L	0.10	11/07/21 04:53	
EPA 9056	Sulfate	784	mg/L	25.0	11/07/21 05:09	
EPA 6010	Barium	39.2	ug/L	10.0	11/15/21 09:13	
EPA 6010	Boron	2450	ug/L	100	11/15/21 09:13	
EPA 6010	Calcium	261000	ug/L	2000	11/15/21 09:54	
EPA 6010	Iron	3940	ug/L	100	11/15/21 09:13	
EPA 6010	Lithium	87.4	ug/L	20.0	11/15/21 09:13	
EPA 6010	Magnesium	84200	ug/L	1000	11/15/21 09:13	
EPA 6010	Manganese	480	ug/L	10.0	11/15/21 09:13	
EPA 6010	Molybdenum	116	ug/L	10.0	11/15/21 09:13	
EPA 6010	Potassium	14800	ug/L	1000	11/15/21 09:13	
EPA 6010	Silica	13700	ug/L	450	11/15/21 09:13	N2
EPA 6010	Sodium	208000	ug/L	2000	11/15/21 09:54	
EPA 6010	Manganese, Dissolved	462	ug/L	10.0	11/13/21 01:36	
EPA 6010	Molybdenum, Dissolved	118	ug/L	10.0	11/13/21 01:36	
EPA 903.1	Radium-226	0.0646 ± 0.420 (0.847) C:NA T:92%	pCi/L		12/09/21 12:24	
EPA 904.0	Radium-228	0.636 ± 0.451 (0.880) C:69% T:86%	pCi/L		12/09/21 14:51	
Total Radium Calculation	Total Radium	0.701 ± 0.871 (1.73)	pCi/L		12/14/21 13:39	
SM 2320B	Alkalinity, Total as CaCO3	304	mg/L	2.0	11/09/21 11:15	
SM 2320B	Alkalinity,Bicarbonate (CaCO3)	304	mg/L	2.0	11/09/21 11:15	
SM 2540C	Total Dissolved Solids	1880	mg/L	40.0	11/05/21 11:11	
SM 4500-H+B	pH at 25 Degrees C	7.5	Std. Units	0.10	11/09/21 13:37	H3
EPA 365.1	Phosphate as P04	0.16	mg/L	0.15	11/17/21 09:46	
SM 5310C	Total Organic Carbon	1.7	mg/L	1.0	11/13/21 14:51	
SM 5310C	Dissolved Organic Carbon	1.8	mg/L	1.0	11/15/21 13:34	
50301920009	**MW-108D**					
EPA 9056	Chloride	285	mg/L	25.0	11/10/21 10:29	
EPA 9056	Fluoride	0.35	mg/L	0.10	11/07/21 05:25	
EPA 9056	Sulfate	639	mg/L	25.0	11/10/21 10:29	
EPA 6010	Barium	46.3	ug/L	10.0	11/15/21 09:15	
EPA 6010	Boron	4440	ug/L	100	11/15/21 09:15	
EPA 6010	Calcium	230000	ug/L	2000	11/15/21 09:57	
EPA 6010	Iron	5530	ug/L	100	11/15/21 09:15	
EPA 6010	Lithium	95.2	ug/L	20.0	11/15/21 09:15	
EPA 6010	Magnesium	61200	ug/L	1000	11/15/21 09:15	

This report shall not be reproduced, except in full,
without the written consent of Pace Analytical Services, LLC.

Pace Analytical Services, LLC
7726 Moller Road
Indianapolis, IN 46268
(317)228-3100

SUMMARY OF DETECTION

Project: Harding St Profile 1 Report 2
Pace Project No.: 50301920

Lab Sample ID / Method	Client Sample ID / Parameters	Result	Units	Report Limit	Analyzed	Qualifiers
50301920009	**MW-108D**					
EPA 6010	Manganese	384	ug/L	10.0	11/15/21 09:15	
EPA 6010	Molybdenum	149	ug/L	10.0	11/15/21 09:15	
EPA 6010	Potassium	14400	ug/L	1000	11/15/21 09:15	
EPA 6010	Silica	13100	ug/L	450	11/15/21 09:15	N2
EPA 6010	Sodium	219000	ug/L	2000	11/15/21 09:57	
EPA 6010	Manganese, Dissolved	366	ug/L	10.0	11/13/21 01:38	
EPA 6010	Molybdenum, Dissolved	148	ug/L	10.0	11/13/21 01:38	
EPA 903.1	Radium-226	0.321 ± 0.520 (0.905) C:NA T:92%	pCi/L		12/09/21 12:24	
EPA 904.0	Radium-228	0.291 ± 0.412 (0.884) C:70% T:82%	pCi/L		12/09/21 14:51	
Total Radium Calculation	Total Radium	0.612 ± 0.932 (1.79)	pCi/L		12/14/21 13:39	
SM 2320B	Alkalinity, Total as CaCO3	257	mg/L	2.0	11/09/21 11:15	
SM 2320B	Alkalinity,Bicarbonate (CaCO3)	257	mg/L	2.0	11/09/21 11:15	
SM 2540C	Total Dissolved Solids	1660	mg/L	40.0	11/05/21 11:12	
SM 4500-H+B	pH at 25 Degrees C	7.5	Std. Units	0.10	11/09/21 13:40	H3
EPA 365.1	Phosphate as P04	0.29	mg/L	0.15	11/17/21 09:46	
SM 5310C	Total Organic Carbon	1.8	mg/L	1.0	11/13/21 15:04	
SM 5310C	Dissolved Organic Carbon	1.8	mg/L	1.0	11/15/21 13:55	
50301920010	**DUP 3**					
EPA 9056	Chloride	297	mg/L	25.0	11/10/21 11:01	
EPA 9056	Fluoride	0.32	mg/L	0.10	11/10/21 10:45	
EPA 9056	Sulfate	659	mg/L	25.0	11/10/21 11:01	
EPA 6010	Barium	47.4	ug/L	10.0	11/15/21 09:17	
EPA 6010	Boron	4540	ug/L	100	11/15/21 09:17	
EPA 6010	Calcium	236000	ug/L	2000	11/15/21 09:59	
EPA 6010	Iron	5630	ug/L	100	11/15/21 09:17	
EPA 6010	Lithium	95.5	ug/L	20.0	11/15/21 09:17	
EPA 6010	Magnesium	62300	ug/L	1000	11/15/21 09:17	
EPA 6010	Manganese	390	ug/L	10.0	11/15/21 09:17	
EPA 6010	Molybdenum	152	ug/L	10.0	11/15/21 09:17	
EPA 6010	Potassium	14800	ug/L	1000	11/15/21 09:17	
EPA 6010	Silica	13400	ug/L	450	11/15/21 09:17	N2
EPA 6010	Sodium	226000	ug/L	2000	11/15/21 09:59	
EPA 6010	Manganese, Dissolved	362	ug/L	10.0	11/13/21 01:45	
EPA 6010	Molybdenum, Dissolved	147	ug/L	10.0	11/13/21 01:45	
EPA 903.1	Radium-226	0.441 ± 0.413 (0.585) C:NA T:89%	pCi/L		12/09/21 12:40	

REPORT OF LABORATORY ANALYSIS

This report shall not be reproduced, except in full,
without the written consent of Pace Analytical Services, LLC.

Pace Analytical Services, LLC
7726 Moller Road
Indianapolis, IN 46268
(317)228-3100

SUMMARY OF DETECTION

Project: Harding St Profile 1 Report 2
Pace Project No.: 50301920

Lab Sample ID / Method	Client Sample ID / Parameters	Result	Units	Report Limit	Analyzed	Qualifiers
50301920010	**DUP 3**					
EPA 904.0	Radium-228	0.839 ± 0.400 (0.677) C:75% T:89%	pCi/L		12/09/21 14:52	
Total Radium Calculation	Total Radium	1.28 ± 0.813 (1.26)	pCi/L		12/14/21 13:39	
SM 2320B	Alkalinity, Total as CaCO3	252	mg/L	2.0	11/09/21 11:15	
SM 2320B	Alkalinity,Bicarbonate (CaCO3)	252	mg/L	2.0	11/09/21 11:15	
SM 2540C	Total Dissolved Solids	1690	mg/L	20.0	11/05/21 11:12	
SM 4500-H+B	pH at 25 Degrees C	7.5	Std. Units	0.10	11/09/21 13:34	H3
EPA 365.1	Phosphate as P04	0.31	mg/L	0.15	11/17/21 09:47	
SM 5310C	Total Organic Carbon	1.7	mg/L	1.0	11/13/21 15:16	
SM 5310C	Dissolved Organic Carbon	1.8	mg/L	1.0	11/16/21 13:23	
50301920011	**DUP 4**					
EPA 9056	Chloride	295	mg/L	25.0	11/10/21 11:32	
EPA 9056	Fluoride	1.6	mg/L	0.10	11/10/21 11:17	
EPA 9056	Sulfate	373	mg/L	25.0	11/10/21 11:32	
EPA 6010	Barium	31.7	ug/L	10.0	11/15/21 09:19	
EPA 6010	Boron	2300	ug/L	100	11/15/21 09:19	
EPA 6010	Calcium	159000	ug/L	1000	11/15/21 09:19	
EPA 6010	Iron	1700	ug/L	100	11/15/21 09:19	
EPA 6010	Lithium	63.1	ug/L	20.0	11/15/21 09:19	
EPA 6010	Magnesium	55400	ug/L	1000	11/15/21 09:19	
EPA 6010	Manganese	348	ug/L	10.0	11/15/21 09:19	
EPA 6010	Molybdenum	130	ug/L	10.0	11/15/21 09:19	
EPA 6010	Potassium	10600	ug/L	1000	11/15/21 09:19	
EPA 6010	Silica	14300	ug/L	450	11/15/21 09:19	N2
EPA 6010	Sodium	232000	ug/L	2000	11/15/21 10:01	
EPA 6010	Manganese, Dissolved	328	ug/L	10.0	11/13/21 01:47	
EPA 6010	Molybdenum, Dissolved	132	ug/L	10.0	11/13/21 01:47	
EPA 6020	Arsenic	2.2	ug/L	1.0	11/09/21 15:57	
EPA 903.1	Radium-226	0.195 ± 0.337 (0.603) C:NA T:94%	pCi/L		12/09/21 12:40	
EPA 904.0	Radium-228	0.906 ± 0.493 (0.919) C:77% T:88%	pCi/L		12/09/21 14:46	
Total Radium Calculation	Total Radium	1.10 ± 0.830 (1.52)	pCi/L		12/14/21 13:39	
SM 2320B	Alkalinity, Total as CaCO3	323	mg/L	2.0	11/09/21 11:15	
SM 2320B	Alkalinity,Bicarbonate (CaCO3)	323	mg/L	2.0	11/09/21 11:15	
SM 2540C	Total Dissolved Solids	1410	mg/L	20.0	11/05/21 11:12	
SM 4500-H+B	pH at 25 Degrees C	7.6	Std. Units	0.10	11/09/21 13:31	H3
SM 5310C	Total Organic Carbon	2.4	mg/L	1.0	11/13/21 15:29	

REPORT OF LABORATORY ANALYSIS

This report shall not be reproduced, except in full,
without the written consent of Pace Analytical Services, LLC.

Pace Analytical Services, LLC
7726 Moller Road
Indianapolis, IN 46268
(317)228-3100

SUMMARY OF DETECTION

Project: Harding St Profile 1 Report 2
Pace Project No.: 50301920

Lab Sample ID / Method	Client Sample ID / Parameters	Result	Units	Report Limit	Analyzed	Qualifiers
50301920011	**DUP 4**					
SM 5310C	Dissolved Organic Carbon	2.5	mg/L	1.0	11/16/21 13:43	

REPORT OF LABORATORY ANALYSIS

This report shall not be reproduced, except in full,
without the written consent of Pace Analytical Services, LLC.

Pace Analytical Services, LLC
7726 Moller Road
Indianapolis, IN 46268
(317)228-3100

ANALYTICAL RESULTS

Project: Harding St Profile 1 Report 2
Pace Project No.: 50301920

Sample: PZ-100S **Lab ID: 50301920001** Collected: 11/02/21 10:42 Received: 11/03/21 15:20 Matrix: Water

Parameters	Results	Units	Report Limit	DF	Prepared	Analyzed	CAS No.	Qual
9056 IC Anions	Analytical Method: EPA 9056							
	Pace Analytical Services - Indianapolis							
Chloride	**314**	mg/L	25.0	100		11/07/21 01:57	16887-00-6	
Fluoride	**1.6**	mg/L	0.10	1		11/07/21 01:41	16984-48-8	
Sulfate	**397**	mg/L	25.0	100		11/07/21 01:57	14808-79-8	
6010 MET ICP	Analytical Method: EPA 6010 Preparation Method: EPA 3010							
	Pace Analytical Services - Indianapolis							
Aluminum	ND	ug/L	200	1	11/12/21 13:51	11/15/21 08:46	7429-90-5	
Barium	**32.6**	ug/L	10.0	1	11/12/21 13:51	11/15/21 08:46	7440-39-3	
Boron	**2290**	ug/L	100	1	11/12/21 13:51	11/15/21 08:46	7440-42-8	
Cadmium	ND	ug/L	2.0	1	11/12/21 13:51	11/15/21 08:46	7440-43-9	
Calcium	**161000**	ug/L	1000	1	11/12/21 13:51	11/15/21 08:46	7440-70-2	
Chromium	ND	ug/L	10.0	1	11/12/21 13:51	11/15/21 08:46	7440-47-3	
Iron	**1750**	ug/L	100	1	11/12/21 13:51	11/15/21 08:46	7439-89-6	
Lead	ND	ug/L	10.0	1	11/12/21 13:51	11/15/21 08:46	7439-92-1	
Lithium	**63.2**	ug/L	20.0	1	11/12/21 13:51	11/15/21 08:46	7439-93-2	
Magnesium	**56300**	ug/L	1000	1	11/12/21 13:51	11/15/21 08:46	7439-95-4	
Manganese	**353**	ug/L	10.0	1	11/12/21 13:51	11/15/21 08:46	7439-96-5	
Molybdenum	**133**	ug/L	10.0	1	11/12/21 13:51	11/15/21 08:46	7439-98-7	
Potassium	**10700**	ug/L	1000	1	11/12/21 13:51	11/15/21 08:46	7440-09-7	
Silica	**14600**	ug/L	450	1	11/12/21 13:51	11/15/21 08:46	7631-86-9	N2
Sodium	**240000**	ug/L	2000	2	11/12/21 13:51	11/15/21 09:42	7440-23-5	
6010 MET ICP, Dissolved	Analytical Method: EPA 6010 Preparation Method: EPA 3010							
	Pace Analytical Services - Indianapolis							
Manganese, Dissolved	**326**	ug/L	10.0	1	11/12/21 13:35	11/13/21 01:10	7439-96-5	
Molybdenum, Dissolved	**132**	ug/L	10.0	1	11/12/21 13:35	11/13/21 01:10	7439-98-7	
6020 MET ICPMS	Analytical Method: EPA 6020 Preparation Method: EPA 200.2							
	Pace Analytical Services - Indianapolis							
Antimony	ND	ug/L	1.0	1	11/07/21 16:20	11/08/21 19:55	7440-36-0	
Arsenic	**2.3**	ug/L	1.0	1	11/07/21 16:20	11/08/21 19:55	7440-38-2	
Cobalt	ND	ug/L	1.0	1	11/07/21 16:20	11/08/21 19:55	7440-48-4	
Selenium	ND	ug/L	1.0	1	11/07/21 16:20	11/08/21 19:55	7782-49-2	
2320B Alkalinity	Analytical Method: SM 2320B							
	Pace Analytical Services - Indianapolis							
Alkalinity, Total as CaCO3	**312**	mg/L	2.0	1		11/09/21 11:15		
Alkalinity,Bicarbonate (CaCO3)	**312**	mg/L	2.0	1		11/09/21 11:15		
Alkalinity,Carbonate (CaCO3)	ND	mg/L	2.0	1		11/09/21 11:15		
2540C Total Dissolved Solids	Analytical Method: SM 2540C							
	Pace Analytical Services - Indianapolis							
Total Dissolved Solids	**1300**	mg/L	20.0	1		11/05/21 09:13		

REPORT OF LABORATORY ANALYSIS

This report shall not be reproduced, except in full,
without the written consent of Pace Analytical Services, LLC.

Pace Analytical Services, LLC
7726 Moller Road
Indianapolis, IN 46268
(317)228-3100

ANALYTICAL RESULTS

Project: Harding St Profile 1 Report 2
Pace Project No.: 50301920

Sample: PZ-100S **Lab ID: 50301920001** Collected: 11/02/21 10:42 Received: 11/03/21 15:20 Matrix: Water

Parameters	Results	Units	Report Limit	DF	Prepared	Analyzed	CAS No.	Qual
4500H+ pH, Electrometric	Analytical Method: SM 4500-H+B Pace Analytical Services - Indianapolis							
pH at 25 Degrees C	**7.8**	Std. Units	0.10	1		11/09/21 13:38		H3
4500S2D Sulfide Water	Analytical Method: SM 4500-S2-D Pace Analytical Services - Indianapolis							
Sulfide	ND	mg/L	0.10	1		11/05/21 15:06	18496-25-8	
353.2 Nitrogen, NO2/NO3 unpres	Analytical Method: EPA 353.2 Pace Analytical Services - Indianapolis							
Nitrogen, Nitrate	ND	mg/L	0.10	1		11/04/21 09:49	14797-55-8	
Nitrogen, Nitrite	ND	mg/L	0.10	1		11/04/21 09:49	14797-65-0	
365.1 Total Phosphorus	Analytical Method: EPA 365.1 Preparation Method: EPA 365.1 Pace Analytical Services - Indianapolis							
Phosphate as P04	ND	mg/L	0.15	1	11/12/21 09:00	11/17/21 07:26		
5310C TOC	Analytical Method: SM 5310C Pace Analytical Services - Indianapolis							
Total Organic Carbon	**2.5**	mg/L	1.0	1		11/13/21 12:52	7440-44-0	
5310C Dissolved Organic Carbon	Analytical Method: SM 5310C Pace Analytical Services - Indianapolis							
Dissolved Organic Carbon	**2.9**	mg/L	1.0	1		11/15/21 10:51		

REPORT OF LABORATORY ANALYSIS

This report shall not be reproduced, except in full,
without the written consent of Pace Analytical Services, LLC.

Pace Analytical Services, LLC
7726 Moller Road
Indianapolis, IN 46268
(317)228-3100

ANALYTICAL RESULTS

Project: Harding St Profile 1 Report 2
Pace Project No.: 50301920

Sample: PZ-100D **Lab ID: 50301920002** Collected: 11/02/21 09:36 Received: 11/03/21 15:20 Matrix: Water

Parameters	Results	Units	Report Limit	DF	Prepared	Analyzed	CAS No.	Qual
9056 IC Anions	Analytical Method: EPA 9056							
	Pace Analytical Services - Indianapolis							
Chloride	**204**	mg/L	25.0	100		11/07/21 01:28	16887-00-6	
Fluoride	**0.37**	mg/L	0.10	1		11/07/21 01:12	16984-48-8	
Sulfate	**547**	mg/L	25.0	100		11/07/21 01:28	14808-79-8	
6010 MET ICP	Analytical Method: EPA 6010 Preparation Method: EPA 3010							
	Pace Analytical Services - Indianapolis							
Aluminum	ND	ug/L	200	1	11/12/21 13:51	11/15/21 08:48	7429-90-5	
Barium	**54.5**	ug/L	10.0	1	11/12/21 13:51	11/15/21 08:48	7440-39-3	
Boron	**7500**	ug/L	100	1	11/12/21 13:51	11/15/21 08:48	7440-42-8	
Cadmium	ND	ug/L	2.0	1	11/12/21 13:51	11/15/21 08:48	7440-43-9	
Calcium	**211000**	ug/L	2000	2	11/12/21 13:51	11/15/21 09:44	7440-70-2	
Chromium	ND	ug/L	10.0	1	11/12/21 13:51	11/15/21 08:48	7440-47-3	
Iron	**3110**	ug/L	100	1	11/12/21 13:51	11/15/21 08:48	7439-89-6	
Lead	ND	ug/L	10.0	1	11/12/21 13:51	11/15/21 08:48	7439-92-1	
Lithium	**76.9**	ug/L	20.0	1	11/12/21 13:51	11/15/21 08:48	7439-93-2	
Magnesium	**52200**	ug/L	1000	1	11/12/21 13:51	11/15/21 08:48	7439-95-4	
Manganese	**228**	ug/L	10.0	1	11/12/21 13:51	11/15/21 08:48	7439-96-5	
Molybdenum	**164**	ug/L	10.0	1	11/12/21 13:51	11/15/21 08:48	7439-98-7	
Potassium	**11100**	ug/L	1000	1	11/12/21 13:51	11/15/21 08:48	7440-09-7	
Silica	**11700**	ug/L	450	1	11/12/21 13:51	11/15/21 08:48	7631-86-9	N2
Sodium	**152000**	ug/L	1000	1	11/12/21 13:51	11/15/21 08:48	7440-23-5	
6010 MET ICP, Dissolved	Analytical Method: EPA 6010 Preparation Method: EPA 3010							
	Pace Analytical Services - Indianapolis							
Manganese, Dissolved	**214**	ug/L	10.0	1	11/12/21 13:35	11/13/21 01:12	7439-96-5	
Molybdenum, Dissolved	**161**	ug/L	10.0	1	11/12/21 13:35	11/13/21 01:12	7439-98-7	
6020 MET ICPMS	Analytical Method: EPA 6020 Preparation Method: EPA 200.2							
	Pace Analytical Services - Indianapolis							
Antimony	ND	ug/L	1.0	1	11/07/21 16:20	11/09/21 14:55	7440-36-0	
Arsenic	**59.7**	ug/L	1.0	1	11/07/21 16:20	11/09/21 14:55	7440-38-2	
Cobalt	ND	ug/L	1.0	1	11/07/21 16:20	11/09/21 14:55	7440-48-4	
Selenium	ND	ug/L	1.0	1	11/07/21 16:20	11/09/21 14:55	7782-49-2	
2320B Alkalinity	Analytical Method: SM 2320B							
	Pace Analytical Services - Indianapolis							
Alkalinity, Total as CaCO3	**222**	mg/L	2.0	1		11/09/21 11:15		
Alkalinity,Bicarbonate (CaCO3)	**222**	mg/L	2.0	1		11/09/21 11:15		
Alkalinity,Carbonate (CaCO3)	ND	mg/L	2.0	1		11/09/21 11:15		
2540C Total Dissolved Solids	Analytical Method: SM 2540C							
	Pace Analytical Services - Indianapolis							
Total Dissolved Solids	**1370**	mg/L	20.0	1		11/05/21 09:13		

REPORT OF LABORATORY ANALYSIS

This report shall not be reproduced, except in full,
without the written consent of Pace Analytical Services, LLC.

Pace Analytical Services, LLC
7726 Moller Road
Indianapolis, IN 46268
(317)228-3100

ANALYTICAL RESULTS

Project: Harding St Profile 1 Report 2
Pace Project No.: 50301920

Sample: PZ-100D **Lab ID: 50301920002** Collected: 11/02/21 09:36 Received: 11/03/21 15:20 Matrix: Water

Parameters	Results	Units	Report Limit	DF	Prepared	Analyzed	CAS No.	Qual
4500H+ pH, Electrometric	Analytical Method: SM 4500-H+B Pace Analytical Services - Indianapolis							
pH at 25 Degrees C	**8.0**	Std. Units	0.10	1		11/09/21 13:36		H3
4500S2D Sulfide Water	Analytical Method: SM 4500-S2-D Pace Analytical Services - Indianapolis							
Sulfide	ND	mg/L	0.10	1		11/05/21 15:06	18496-25-8	
353.2 Nitrogen, NO2/NO3 unpres	Analytical Method: EPA 353.2 Pace Analytical Services - Indianapolis							
Nitrogen, Nitrate	ND	mg/L	0.10	1		11/04/21 09:34	14797-55-8	
Nitrogen, Nitrite	ND	mg/L	0.10	1		11/04/21 09:34	14797-65-0	
365.1 Total Phosphorus	Analytical Method: EPA 365.1 Preparation Method: EPA 365.1 Pace Analytical Services - Indianapolis							
Phosphate as P04	**0.42**	mg/L	0.15	1	11/12/21 09:00	11/17/21 07:28		
5310C TOC	Analytical Method: SM 5310C Pace Analytical Services - Indianapolis							
Total Organic Carbon	**1.6**	mg/L	1.0	1		11/13/21 13:03	7440-44-0	
5310C Dissolved Organic Carbon	Analytical Method: SM 5310C Pace Analytical Services - Indianapolis							
Dissolved Organic Carbon	**1.9**	mg/L	1.0	1		11/15/21 11:11		

REPORT OF LABORATORY ANALYSIS

This report shall not be reproduced, except in full,
without the written consent of Pace Analytical Services, LLC.

Pace Analytical Services, LLC
7726 Moller Road
Indianapolis, IN 46268
(317)228-3100

ANALYTICAL RESULTS

Project: Harding St Profile 1 Report 2
Pace Project No.: 50301920

Sample: PZ-101S **Lab ID: 50301920003** Collected: 11/02/21 12:33 Received: 11/03/21 15:20 Matrix: Water

Parameters	Results	Units	Report Limit	DF	Prepared	Analyzed	CAS No.	Qual
9056 IC Anions	Analytical Method: EPA 9056							
	Pace Analytical Services - Indianapolis							
Chloride	**97.9**	mg/L	25.0	100		11/07/21 02:00	16887-00-6	
Fluoride	**0.19**	mg/L	0.10	1		11/07/21 01:44	16984-48-8	
Sulfate	**288**	mg/L	25.0	100		11/07/21 02:00	14808-79-8	
6010 MET ICP	Analytical Method: EPA 6010 Preparation Method: EPA 3010							
	Pace Analytical Services - Indianapolis							
Aluminum	ND	ug/L	200	1	11/12/21 13:51	11/15/21 08:50	7429-90-5	
Barium	**118**	ug/L	10.0	1	11/12/21 13:51	11/15/21 08:50	7440-39-3	
Boron	**5350**	ug/L	100	1	11/12/21 13:51	11/15/21 08:50	7440-42-8	
Cadmium	ND	ug/L	2.0	1	11/12/21 13:51	11/15/21 08:50	7440-43-9	
Calcium	**147000**	ug/L	1000	1	11/12/21 13:51	11/15/21 08:50	7440-70-2	
Chromium	ND	ug/L	10.0	1	11/12/21 13:51	11/15/21 08:50	7440-47-3	
Iron	**4890**	ug/L	100	1	11/12/21 13:51	11/15/21 08:50	7439-89-6	
Lead	ND	ug/L	10.0	1	11/12/21 13:51	11/15/21 08:50	7439-92-1	
Lithium	**69.4**	ug/L	20.0	1	11/12/21 13:51	11/15/21 08:50	7439-93-2	
Magnesium	**41000**	ug/L	1000	1	11/12/21 13:51	11/15/21 08:50	7439-95-4	
Manganese	**698**	ug/L	10.0	1	11/12/21 13:51	11/15/21 08:50	7439-96-5	
Molybdenum	**116**	ug/L	10.0	1	11/12/21 13:51	11/15/21 08:50	7439-98-7	
Potassium	**5810**	ug/L	1000	1	11/12/21 13:51	11/15/21 08:50	7440-09-7	
Silica	**12400**	ug/L	450	1	11/12/21 13:51	11/15/21 08:50	7631-86-9	N2
Sodium	**80600**	ug/L	1000	1	11/12/21 13:51	11/15/21 08:50	7440-23-5	
6010 MET ICP, Dissolved	Analytical Method: EPA 6010 Preparation Method: EPA 3010							
	Pace Analytical Services - Indianapolis							
Manganese, Dissolved	**665**	ug/L	10.0	1	11/12/21 13:35	11/13/21 01:14	7439-96-5	
Molybdenum, Dissolved	**120**	ug/L	10.0	1	11/12/21 13:35	11/13/21 01:14	7439-98-7	
6020 MET ICPMS	Analytical Method: EPA 6020 Preparation Method: EPA 200.2							
	Pace Analytical Services - Indianapolis							
Antimony	ND	ug/L	1.0	1	11/07/21 16:20	11/09/21 15:00	7440-36-0	
Arsenic	**18.1**	ug/L	1.0	1	11/07/21 16:20	11/09/21 15:00	7440-38-2	
Cobalt	ND	ug/L	1.0	1	11/07/21 16:20	11/09/21 15:00	7440-48-4	
Selenium	ND	ug/L	1.0	1	11/07/21 16:20	11/09/21 15:00	7782-49-2	
2320B Alkalinity	Analytical Method: SM 2320B							
	Pace Analytical Services - Indianapolis							
Alkalinity, Total as CaCO3	**289**	mg/L	2.0	1		11/09/21 11:15		
Alkalinity,Bicarbonate (CaCO3)	**289**	mg/L	2.0	1		11/09/21 11:15		
Alkalinity,Carbonate (CaCO3)	ND	mg/L	2.0	1		11/09/21 11:15		
2540C Total Dissolved Solids	Analytical Method: SM 2540C							
	Pace Analytical Services - Indianapolis							
Total Dissolved Solids	**836**	mg/L	20.0	1		11/05/21 11:07		

REPORT OF LABORATORY ANALYSIS

This report shall not be reproduced, except in full,
without the written consent of Pace Analytical Services, LLC.

Pace Analytical Services, LLC
7726 Moller Road
Indianapolis, IN 46268
(317)228-3100

ANALYTICAL RESULTS

Project: Harding St Profile 1 Report 2
Pace Project No.: 50301920

Sample: PZ-101S **Lab ID: 50301920003** Collected: 11/02/21 12:33 Received: 11/03/21 15:20 Matrix: Water

Parameters	Results	Units	Report Limit	DF	Prepared	Analyzed	CAS No.	Qual
4500H+ pH, Electrometric	Analytical Method: SM 4500-H+B Pace Analytical Services - Indianapolis							
pH at 25 Degrees C	**7.9**	Std. Units	0.10	1		11/09/21 13:42		H3
4500S2D Sulfide Water	Analytical Method: SM 4500-S2-D Pace Analytical Services - Indianapolis							
Sulfide	ND	mg/L	0.10	1		11/05/21 15:06	18496-25-8	
353.2 Nitrogen, NO2/NO3 unpres	Analytical Method: EPA 353.2 Pace Analytical Services - Indianapolis							
Nitrogen, Nitrate	ND	mg/L	0.10	1		11/04/21 10:00	14797-55-8	
Nitrogen, Nitrite	ND	mg/L	0.10	1		11/04/21 10:00	14797-65-0	
365.1 Total Phosphorus	Analytical Method: EPA 365.1 Preparation Method: EPA 365.1 Pace Analytical Services - Indianapolis							
Phosphate as P04	**0.27**	mg/L	0.15	1	11/12/21 09:00	11/17/21 07:29		
5310C TOC	Analytical Method: SM 5310C Pace Analytical Services - Indianapolis							
Total Organic Carbon	**1.3**	mg/L	1.0	1		11/13/21 13:14	7440-44-0	
5310C Dissolved Organic Carbon	Analytical Method: SM 5310C Pace Analytical Services - Indianapolis							
Dissolved Organic Carbon	**2.6**	mg/L	1.0	1		11/15/21 11:31		

REPORT OF LABORATORY ANALYSIS

This report shall not be reproduced, except in full,
without the written consent of Pace Analytical Services, LLC.

Pace Analytical Services, LLC
7726 Moller Road
Indianapolis, IN 46268
(317)228-3100

ANALYTICAL RESULTS

Project: Harding St Profile 1 Report 2
Pace Project No.: 50301920

Sample: PZ-101D **Lab ID: 50301920004** Collected: 11/02/21 13:34 Received: 11/03/21 15:20 Matrix: Water

Parameters	Results	Units	Report Limit	DF	Prepared	Analyzed	CAS No.	Qual
9056 IC Anions	Analytical Method: EPA 9056							
	Pace Analytical Services - Indianapolis							
Chloride	**108**	mg/L	25.0	100		11/07/21 02:31	16887-00-6	
Fluoride	**0.20**	mg/L	0.10	1		11/07/21 02:15	16984-48-8	
Sulfate	**230**	mg/L	25.0	100		11/07/21 02:31	14808-79-8	
6010 MET ICP	Analytical Method: EPA 6010 Preparation Method: EPA 3010							
	Pace Analytical Services - Indianapolis							
Aluminum	ND	ug/L	200	1	11/12/21 13:51	11/15/21 09:04	7429-90-5	
Barium	**51.5**	ug/L	10.0	1	11/12/21 13:51	11/15/21 09:04	7440-39-3	
Boron	**5240**	ug/L	100	1	11/12/21 13:51	11/15/21 09:04	7440-42-8	
Cadmium	ND	ug/L	2.0	1	11/12/21 13:51	11/15/21 09:04	7440-43-9	
Calcium	**124000**	ug/L	1000	1	11/12/21 13:51	11/15/21 09:04	7440-70-2	
Chromium	ND	ug/L	10.0	1	11/12/21 13:51	11/15/21 09:04	7440-47-3	
Iron	**2070**	ug/L	100	1	11/12/21 13:51	11/15/21 09:04	7439-89-6	
Lead	ND	ug/L	10.0	1	11/12/21 13:51	11/15/21 09:04	7439-92-1	
Lithium	**93.6**	ug/L	20.0	1	11/12/21 13:51	11/15/21 09:04	7439-93-2	
Magnesium	**29800**	ug/L	1000	1	11/12/21 13:51	11/15/21 09:04	7439-95-4	
Manganese	**268**	ug/L	10.0	1	11/12/21 13:51	11/15/21 09:04	7439-96-5	
Molybdenum	**229**	ug/L	10.0	1	11/12/21 13:51	11/15/21 09:04	7439-98-7	
Potassium	**10200**	ug/L	1000	1	11/12/21 13:51	11/15/21 09:04	7440-09-7	
Silica	**9820**	ug/L	450	1	11/12/21 13:51	11/15/21 09:04	7631-86-9	N2
Sodium	**84300**	ug/L	1000	1	11/12/21 13:51	11/15/21 09:04	7440-23-5	
6010 MET ICP, Dissolved	Analytical Method: EPA 6010 Preparation Method: EPA 3010							
	Pace Analytical Services - Indianapolis							
Manganese, Dissolved	**253**	ug/L	10.0	1	11/12/21 13:35	11/13/21 01:28	7439-96-5	
Molybdenum, Dissolved	**228**	ug/L	10.0	1	11/12/21 13:35	11/13/21 01:28	7439-98-7	
6020 MET ICPMS	Analytical Method: EPA 6020 Preparation Method: EPA 200.2							
	Pace Analytical Services - Indianapolis							
Antimony	ND	ug/L	1.0	1	11/07/21 16:20	11/09/21 15:04	7440-36-0	
Arsenic	**4.0**	ug/L	1.0	1	11/07/21 16:20	11/09/21 15:04	7440-38-2	
Cobalt	ND	ug/L	1.0	1	11/07/21 16:20	11/09/21 15:04	7440-48-4	
Selenium	ND	ug/L	1.0	1	11/07/21 16:20	11/09/21 15:04	7782-49-2	
2320B Alkalinity	Analytical Method: SM 2320B							
	Pace Analytical Services - Indianapolis							
Alkalinity, Total as CaCO3	**256**	mg/L	2.0	1		11/09/21 11:15		
Alkalinity,Bicarbonate (CaCO3)	**256**	mg/L	2.0	1		11/09/21 11:15		
Alkalinity,Carbonate (CaCO3)	ND	mg/L	2.0	1		11/09/21 11:15		
2540C Total Dissolved Solids	Analytical Method: SM 2540C							
	Pace Analytical Services - Indianapolis							
Total Dissolved Solids	**762**	mg/L	20.0	1		11/05/21 11:08		

REPORT OF LABORATORY ANALYSIS

This report shall not be reproduced, except in full,
without the written consent of Pace Analytical Services, LLC.

Pace Analytical Services, LLC
7726 Moller Road
Indianapolis, IN 46268
(317)228-3100

ANALYTICAL RESULTS

Project: Harding St Profile 1 Report 2
Pace Project No.: 50301920

Sample: PZ-101D **Lab ID: 50301920004** Collected: 11/02/21 13:34 Received: 11/03/21 15:20 Matrix: Water

Parameters	Results	Units	Report Limit	DF	Prepared	Analyzed	CAS No.	Qual
4500H+ pH, Electrometric	Analytical Method: SM 4500-H+B Pace Analytical Services - Indianapolis							
pH at 25 Degrees C	**7.9**	Std. Units	0.10	1		11/09/21 13:44		H3
4500S2D Sulfide Water	Analytical Method: SM 4500-S2-D Pace Analytical Services - Indianapolis							
Sulfide	ND	mg/L	0.10	1		11/05/21 15:06	18496-25-8	
353.2 Nitrogen, NO2/NO3 unpres	Analytical Method: EPA 353.2 Pace Analytical Services - Indianapolis							
Nitrogen, Nitrate	**0.12**	mg/L	0.10	1		11/04/21 10:02	14797-55-8	
Nitrogen, Nitrite	ND	mg/L	0.10	1		11/04/21 10:02	14797-65-0	
365.1 Total Phosphorus	Analytical Method: EPA 365.1 Preparation Method: EPA 365.1 Pace Analytical Services - Indianapolis							
Phosphate as P04	ND	mg/L	0.15	1	11/12/21 09:00	11/17/21 07:29		
5310C TOC	Analytical Method: SM 5310C Pace Analytical Services - Indianapolis							
Total Organic Carbon	ND	mg/L	1.0	1		11/13/21 13:24	7440-44-0	
5310C Dissolved Organic Carbon	Analytical Method: SM 5310C Pace Analytical Services - Indianapolis							
Dissolved Organic Carbon	**1.5**	mg/L	1.0	1		11/15/21 11:50		

REPORT OF LABORATORY ANALYSIS

This report shall not be reproduced, except in full,
without the written consent of Pace Analytical Services, LLC.

Pace Analytical Services, LLC
7726 Moller Road
Indianapolis, IN 46268
(317)228-3100

ANALYTICAL RESULTS

Project: Harding St Profile 1 Report 2
Pace Project No.: 50301920

Sample: MW-104D **Lab ID: 50301920005** Collected: 11/02/21 14:56 Received: 11/03/21 15:20 Matrix: Water

Parameters	Results	Units	Report Limit	DF	Prepared	Analyzed	CAS No.	Qual
9056 IC Anions	Analytical Method: EPA 9056							
	Pace Analytical Services - Indianapolis							
Chloride	**115**	mg/L	25.0	100		11/07/21 03:34	16887-00-6	
Fluoride	**0.12**	mg/L	0.10	1		11/07/21 03:18	16984-48-8	
Sulfate	**455**	mg/L	25.0	100		11/07/21 03:34	14808-79-8	
6010 MET ICP	Analytical Method: EPA 6010 Preparation Method: EPA 3010							
	Pace Analytical Services - Indianapolis							
Aluminum	ND	ug/L	200	1	11/12/21 13:51	11/15/21 09:06	7429-90-5	
Barium	**52.1**	ug/L	10.0	1	11/12/21 13:51	11/15/21 09:06	7440-39-3	
Boron	**3460**	ug/L	100	1	11/12/21 13:51	11/15/21 09:06	7440-42-8	
Cadmium	ND	ug/L	2.0	1	11/12/21 13:51	11/15/21 09:06	7440-43-9	
Calcium	**224000**	ug/L	2000	2	11/12/21 13:51	11/15/21 09:50	7440-70-2	
Chromium	ND	ug/L	10.0	1	11/12/21 13:51	11/15/21 09:06	7440-47-3	
Iron	**305**	ug/L	100	1	11/12/21 13:51	11/15/21 09:06	7439-89-6	
Lead	ND	ug/L	10.0	1	11/12/21 13:51	11/15/21 09:06	7439-92-1	
Lithium	**24.2**	ug/L	20.0	1	11/12/21 13:51	11/15/21 09:06	7439-93-2	
Magnesium	**60000**	ug/L	1000	1	11/12/21 13:51	11/15/21 09:06	7439-95-4	
Manganese	**405**	ug/L	10.0	1	11/12/21 13:51	11/15/21 09:06	7439-96-5	
Molybdenum	ND	ug/L	10.0	1	11/12/21 13:51	11/15/21 09:06	7439-98-7	
Potassium	**7460**	ug/L	1000	1	11/12/21 13:51	11/15/21 09:06	7440-09-7	
Silica	**9260**	ug/L	450	1	11/12/21 13:51	11/15/21 09:06	7631-86-9	N2
Sodium	**84200**	ug/L	1000	1	11/12/21 13:51	11/15/21 09:06	7440-23-5	
6010 MET ICP, Dissolved	Analytical Method: EPA 6010 Preparation Method: EPA 3010							
	Pace Analytical Services - Indianapolis							
Manganese, Dissolved	**336**	ug/L	10.0	1	11/12/21 13:35	11/13/21 01:30	7439-96-5	
Molybdenum, Dissolved	ND	ug/L	10.0	1	11/12/21 13:35	11/13/21 01:30	7439-98-7	
6020 MET ICPMS	Analytical Method: EPA 6020 Preparation Method: EPA 200.2							
	Pace Analytical Services - Indianapolis							
Antimony	ND	ug/L	1.0	1	11/07/21 16:20	11/09/21 15:09	7440-36-0	
Arsenic	ND	ug/L	1.0	1	11/07/21 16:20	11/09/21 15:09	7440-38-2	
Cobalt	ND	ug/L	1.0	1	11/07/21 16:20	11/09/21 15:09	7440-48-4	
Selenium	ND	ug/L	1.0	1	11/07/21 16:20	11/09/21 15:09	7782-49-2	
2320B Alkalinity	Analytical Method: SM 2320B							
	Pace Analytical Services - Indianapolis							
Alkalinity, Total as CaCO3	**348**	mg/L	2.0	1		11/09/21 11:15		
Alkalinity,Bicarbonate (CaCO3)	**348**	mg/L	2.0	1		11/09/21 11:15		
Alkalinity,Carbonate (CaCO3)	ND	mg/L	2.0	1		11/09/21 11:15		
2540C Total Dissolved Solids	Analytical Method: SM 2540C							
	Pace Analytical Services - Indianapolis							
Total Dissolved Solids	**1160**	mg/L	20.0	1		11/05/21 11:09		

REPORT OF LABORATORY ANALYSIS

This report shall not be reproduced, except in full,
without the written consent of Pace Analytical Services, LLC.

Pace Analytical Services, LLC
7726 Moller Road
Indianapolis, IN 46268
(317)228-3100

ANALYTICAL RESULTS

Project: Harding St Profile 1 Report 2
Pace Project No.: 50301920

Sample: MW-104D **Lab ID: 50301920005** Collected: 11/02/21 14:56 Received: 11/03/21 15:20 Matrix: Water

Parameters	Results	Units	Report Limit	DF	Prepared	Analyzed	CAS No.	Qual
4500H+ pH, Electrometric	Analytical Method: SM 4500-H+B Pace Analytical Services - Indianapolis							
pH at 25 Degrees C	**7.3**	Std. Units	0.10	1		11/09/21 13:50		H3
4500S2D Sulfide Water	Analytical Method: SM 4500-S2-D Pace Analytical Services - Indianapolis							
Sulfide	ND	mg/L	0.10	1		11/05/21 15:06	18496-25-8	
353.2 Nitrogen, NO2/NO3 unpres	Analytical Method: EPA 353.2 Pace Analytical Services - Indianapolis							
Nitrogen, Nitrate	**0.13**	mg/L	0.10	1		11/04/21 10:07	14797-55-8	
Nitrogen, Nitrite	ND	mg/L	0.10	1		11/04/21 10:07	14797-65-0	
365.1 Total Phosphorus	Analytical Method: EPA 365.1 Preparation Method: EPA 365.1 Pace Analytical Services - Indianapolis							
Phosphate as P04	ND	mg/L	0.15	1	11/13/21 05:00	11/17/21 13:16		
5310C TOC	Analytical Method: SM 5310C Pace Analytical Services - Indianapolis							
Total Organic Carbon	ND	mg/L	1.0	1		11/13/21 13:35	7440-44-0	
5310C Dissolved Organic Carbon	Analytical Method: SM 5310C Pace Analytical Services - Indianapolis							
Dissolved Organic Carbon	**2.0**	mg/L	1.0	1		11/15/21 12:10		

This report shall not be reproduced, except in full,
without the written consent of Pace Analytical Services, LLC.

Pace Analytical Services, LLC
7726 Moller Road
Indianapolis, IN 46268
(317)228-3100

ANALYTICAL RESULTS

Project: Harding St Profile 1 Report 2
Pace Project No.: 50301920

Sample: MW-105S **Lab ID: 50301920006** Collected: 11/02/21 14:17 Received: 11/03/21 15:20 Matrix: Water

Parameters	Results	Units	Report Limit	DF	Prepared	Analyzed	CAS No.	Qual
9056 IC Anions	Analytical Method: EPA 9056							
	Pace Analytical Services - Indianapolis							
Chloride	**113**	mg/L	25.0	100		11/07/21 04:06	16887-00-6	
Fluoride	**0.30**	mg/L	0.10	1		11/07/21 03:50	16984-48-8	
Sulfate	**1020**	mg/L	25.0	100		11/07/21 04:06	14808-79-8	
6010 MET ICP	Analytical Method: EPA 6010 Preparation Method: EPA 3010							
	Pace Analytical Services - Indianapolis							
Aluminum	ND	ug/L	200	1	11/12/21 13:51	11/15/21 09:08	7429-90-5	
Barium	**31.6**	ug/L	10.0	1	11/12/21 13:51	11/15/21 09:08	7440-39-3	
Boron	**21000**	ug/L	100	1	11/12/21 13:51	11/15/21 09:08	7440-42-8	
Cadmium	ND	ug/L	2.0	1	11/12/21 13:51	11/15/21 09:08	7440-43-9	
Calcium	**333000**	ug/L	2000	2	11/12/21 13:51	11/15/21 09:52	7440-70-2	
Chromium	ND	ug/L	10.0	1	11/12/21 13:51	11/15/21 09:08	7440-47-3	
Iron	**8330**	ug/L	100	1	11/12/21 13:51	11/15/21 09:08	7439-89-6	
Lead	ND	ug/L	10.0	1	11/12/21 13:51	11/15/21 09:08	7439-92-1	
Lithium	**300**	ug/L	20.0	1	11/12/21 13:51	11/15/21 09:08	7439-93-2	
Magnesium	**81300**	ug/L	1000	1	11/12/21 13:51	11/15/21 09:08	7439-95-4	
Manganese	**192**	ug/L	10.0	1	11/12/21 13:51	11/15/21 09:08	7439-96-5	
Molybdenum	**64.2**	ug/L	10.0	1	11/12/21 13:51	11/15/21 09:08	7439-98-7	
Potassium	**17000**	ug/L	1000	1	11/12/21 13:51	11/15/21 09:08	7440-09-7	
Silica	**16600**	ug/L	450	1	11/12/21 13:51	11/15/21 09:08	7631-86-9	N2
Sodium	**126000**	ug/L	1000	1	11/12/21 13:51	11/15/21 09:08	7440-23-5	
6010 MET ICP, Dissolved	Analytical Method: EPA 6010 Preparation Method: EPA 3010							
	Pace Analytical Services - Indianapolis							
Manganese, Dissolved	**176**	ug/L	10.0	1	11/12/21 13:35	11/13/21 01:32	7439-96-5	
Molybdenum, Dissolved	**61.2**	ug/L	10.0	1	11/12/21 13:35	11/13/21 01:32	7439-98-7	
6020 MET ICPMS	Analytical Method: EPA 6020 Preparation Method: EPA 200.2							
	Pace Analytical Services - Indianapolis							
Antimony	ND	ug/L	1.0	1	11/07/21 16:20	11/09/21 15:24	7440-36-0	
Arsenic	**5.8**	ug/L	1.0	1	11/07/21 16:20	11/09/21 15:24	7440-38-2	
Cobalt	ND	ug/L	1.0	1	11/07/21 16:20	11/09/21 15:24	7440-48-4	
Selenium	ND	ug/L	1.0	1	11/07/21 16:20	11/09/21 15:24	7782-49-2	
2320B Alkalinity	Analytical Method: SM 2320B							
	Pace Analytical Services - Indianapolis							
Alkalinity, Total as CaCO3	**267**	mg/L	2.0	1		11/09/21 11:15		
Alkalinity,Bicarbonate (CaCO3)	**267**	mg/L	2.0	1		11/09/21 11:15		
Alkalinity,Carbonate (CaCO3)	ND	mg/L	2.0	1		11/09/21 11:15		
2540C Total Dissolved Solids	Analytical Method: SM 2540C							
	Pace Analytical Services - Indianapolis							
Total Dissolved Solids	**1890**	mg/L	20.0	1		11/05/21 11:10		

REPORT OF LABORATORY ANALYSIS

This report shall not be reproduced, except in full,
without the written consent of Pace Analytical Services, LLC.

Pace Analytical Services, LLC
7726 Moller Road
Indianapolis, IN 46268
(317)228-3100

ANALYTICAL RESULTS

Project: Harding St Profile 1 Report 2
Pace Project No.: 50301920

Sample: MW-105S **Lab ID: 50301920006** Collected: 11/02/21 14:17 Received: 11/03/21 15:20 Matrix: Water

Parameters	Results	Units	Report Limit	DF	Prepared	Analyzed	CAS No.	Qual
4500H+ pH, Electrometric	Analytical Method: SM 4500-H+B Pace Analytical Services - Indianapolis							
pH at 25 Degrees C	**7.3**	Std. Units	0.10	1		11/09/21 13:47		H3
4500S2D Sulfide Water	Analytical Method: SM 4500-S2-D Pace Analytical Services - Indianapolis							
Sulfide	ND	mg/L	0.10	1		11/05/21 15:06	18496-25-8	
353.2 Nitrogen, NO2/NO3 unpres	Analytical Method: EPA 353.2 Pace Analytical Services - Indianapolis							
Nitrogen, Nitrate	ND	mg/L	0.10	1		11/04/21 10:06	14797-55-8	
Nitrogen, Nitrite	ND	mg/L	0.10	1		11/04/21 10:06	14797-65-0	
365.1 Total Phosphorus	Analytical Method: EPA 365.1 Preparation Method: EPA 365.1 Pace Analytical Services - Indianapolis							
Phosphate as P04	ND	mg/L	0.15	1	11/12/21 10:30	11/17/21 09:44		
5310C TOC	Analytical Method: SM 5310C Pace Analytical Services - Indianapolis							
Total Organic Carbon	**1.3**	mg/L	1.0	1		11/13/21 13:45	7440-44-0	
5310C Dissolved Organic Carbon	Analytical Method: SM 5310C Pace Analytical Services - Indianapolis							
Dissolved Organic Carbon	**2.1**	mg/L	1.0	1		11/15/21 12:35		

REPORT OF LABORATORY ANALYSIS

This report shall not be reproduced, except in full,
without the written consent of Pace Analytical Services, LLC.

Pace Analytical Services, LLC
7726 Moller Road
Indianapolis, IN 46268
(317)228-3100

ANALYTICAL RESULTS

Project: Harding St Profile 1 Report 2
Pace Project No.: 50301920

Sample: MW-105I **Lab ID: 50301920007** Collected: 11/02/21 16:15 Received: 11/03/21 15:20 Matrix: Water

Parameters	Results	Units	Report Limit	DF	Prepared	Analyzed	CAS No.	Qual
9056 IC Anions	Analytical Method: EPA 9056							
	Pace Analytical Services - Indianapolis							
Chloride	**97.3**	mg/L	2.5	10		11/07/21 04:37	16887-00-6	
Fluoride	**0.14**	mg/L	0.10	1		11/07/21 04:22	16984-48-8	
Sulfate	**74.0**	mg/L	2.5	10		11/07/21 04:37	14808-79-8	
6010 MET ICP	Analytical Method: EPA 6010 Preparation Method: EPA 3010							
	Pace Analytical Services - Indianapolis							
Aluminum	**1500**	ug/L	200	1	11/12/21 13:51	11/15/21 09:10	7429-90-5	
Barium	**336**	ug/L	10.0	1	11/12/21 13:51	11/15/21 09:10	7440-39-3	
Boron	**587**	ug/L	100	1	11/12/21 13:51	11/15/21 09:10	7440-42-8	
Cadmium	ND	ug/L	2.0	1	11/12/21 13:51	11/15/21 09:10	7440-43-9	
Calcium	**127000**	ug/L	1000	1	11/12/21 13:51	11/15/21 09:10	7440-70-2	
Chromium	ND	ug/L	10.0	1	11/12/21 13:51	11/15/21 09:10	7440-47-3	
Iron	**7490**	ug/L	100	1	11/12/21 13:51	11/15/21 09:10	7439-89-6	
Lead	ND	ug/L	10.0	1	11/12/21 13:51	11/15/21 09:10	7439-92-1	
Lithium	ND	ug/L	20.0	1	11/12/21 13:51	11/15/21 09:10	7439-93-2	
Magnesium	**29900**	ug/L	1000	1	11/12/21 13:51	11/15/21 09:10	7439-95-4	
Manganese	**190**	ug/L	10.0	1	11/12/21 13:51	11/15/21 09:10	7439-96-5	
Molybdenum	ND	ug/L	10.0	1	11/12/21 13:51	11/15/21 09:10	7439-98-7	
Potassium	**6140**	ug/L	1000	1	11/12/21 13:51	11/15/21 09:10	7440-09-7	
Silica	**17500**	ug/L	450	1	11/12/21 13:51	11/15/21 09:10	7631-86-9	N2
Sodium	**65200**	ug/L	1000	1	11/12/21 13:51	11/15/21 09:10	7440-23-5	
6010 MET ICP, Dissolved	Analytical Method: EPA 6010 Preparation Method: EPA 3010							
	Pace Analytical Services - Indianapolis							
Manganese, Dissolved	**117**	ug/L	10.0	1	11/12/21 13:35	11/13/21 01:34	7439-96-5	
Molybdenum, Dissolved	ND	ug/L	10.0	1	11/12/21 13:35	11/13/21 01:34	7439-98-7	
6020 MET ICPMS	Analytical Method: EPA 6020 Preparation Method: EPA 200.2							
	Pace Analytical Services - Indianapolis							
Antimony	ND	ug/L	1.0	1	11/07/21 16:20	11/09/21 15:28	7440-36-0	
Arsenic	**2.4**	ug/L	1.0	1	11/07/21 16:20	11/09/21 15:28	7440-38-2	
Cobalt	**1.2**	ug/L	1.0	1	11/07/21 16:20	11/09/21 15:28	7440-48-4	
Selenium	ND	ug/L	1.0	1	11/07/21 16:20	11/09/21 15:28	7782-49-2	
2320B Alkalinity	Analytical Method: SM 2320B							
	Pace Analytical Services - Indianapolis							
Alkalinity, Total as CaCO3	**319**	mg/L	2.0	1		11/09/21 11:15		
Alkalinity,Bicarbonate (CaCO3)	**319**	mg/L	2.0	1		11/09/21 11:15		
Alkalinity,Carbonate (CaCO3)	ND	mg/L	2.0	1		11/09/21 11:15		
2540C Total Dissolved Solids	Analytical Method: SM 2540C							
	Pace Analytical Services - Indianapolis							
Total Dissolved Solids	**594**	mg/L	10.0	1		11/05/21 11:11		

REPORT OF LABORATORY ANALYSIS

This report shall not be reproduced, except in full,
without the written consent of Pace Analytical Services, LLC.

Pace Analytical Services, LLC
7726 Moller Road
Indianapolis, IN 46268
(317)228-3100

ANALYTICAL RESULTS

Project: Harding St Profile 1 Report 2
Pace Project No.: 50301920

Sample: MW-105I **Lab ID: 50301920007** Collected: 11/02/21 16:15 Received: 11/03/21 15:20 Matrix: Water

Parameters	Results	Units	Report Limit	DF	Prepared	Analyzed	CAS No.	Qual
4500H+ pH, Electrometric	Analytical Method: SM 4500-H+B Pace Analytical Services - Indianapolis							
pH at 25 Degrees C	**7.5**	Std. Units	0.10	1		11/09/21 13:52		H3
4500S2D Sulfide Water	Analytical Method: SM 4500-S2-D Pace Analytical Services - Indianapolis							
Sulfide	ND	mg/L	0.10	1		11/05/21 15:06	18496-25-8	
353.2 Nitrogen, NO2/NO3 unpres	Analytical Method: EPA 353.2 Pace Analytical Services - Indianapolis							
Nitrogen, Nitrate	ND	mg/L	0.10	1		11/04/21 10:19	14797-55-8	
Nitrogen, Nitrite	ND	mg/L	0.10	1		11/04/21 10:19	14797-65-0	
365.1 Total Phosphorus	Analytical Method: EPA 365.1 Preparation Method: EPA 365.1 Pace Analytical Services - Indianapolis							
Phosphate as P04	**0.30**	mg/L	0.15	1	11/12/21 10:30	11/17/21 09:45		
5310C TOC	Analytical Method: SM 5310C Pace Analytical Services - Indianapolis							
Total Organic Carbon	**1.8**	mg/L	1.0	1		11/13/21 13:56	7440-44-0	
5310C Dissolved Organic Carbon	Analytical Method: SM 5310C Pace Analytical Services - Indianapolis							
Dissolved Organic Carbon	**2.6**	mg/L	1.0	1		11/15/21 13:14		

REPORT OF LABORATORY ANALYSIS

This report shall not be reproduced, except in full,
without the written consent of Pace Analytical Services, LLC.

Pace Analytical Services, LLC
7726 Moller Road
Indianapolis, IN 46268
(317)228-3100

ANALYTICAL RESULTS

Project: Harding St Profile 1 Report 2
Pace Project No.: 50301920

Sample: MW-108S **Lab ID: 50301920008** Collected: 11/02/21 10:15 Received: 11/03/21 15:20 Matrix: Water

Parameters	Results	Units	Report Limit	DF	Prepared	Analyzed	CAS No.	Qual
9056 IC Anions	Analytical Method: EPA 9056							
	Pace Analytical Services - Indianapolis							
Chloride	**275**	mg/L	25.0	100		11/07/21 05:09	16887-00-6	
Fluoride	**0.54**	mg/L	0.10	1		11/07/21 04:53	16984-48-8	
Sulfate	**784**	mg/L	25.0	100		11/07/21 05:09	14808-79-8	
6010 MET ICP	Analytical Method: EPA 6010 Preparation Method: EPA 3010							
	Pace Analytical Services - Indianapolis							
Aluminum	ND	ug/L	200	1	11/12/21 13:51	11/15/21 09:13	7429-90-5	
Barium	**39.2**	ug/L	10.0	1	11/12/21 13:51	11/15/21 09:13	7440-39-3	
Boron	**2450**	ug/L	100	1	11/12/21 13:51	11/15/21 09:13	7440-42-8	
Cadmium	ND	ug/L	2.0	1	11/12/21 13:51	11/15/21 09:13	7440-43-9	
Calcium	**261000**	ug/L	2000	2	11/12/21 13:51	11/15/21 09:54	7440-70-2	
Chromium	ND	ug/L	10.0	1	11/12/21 13:51	11/15/21 09:13	7440-47-3	
Iron	**3940**	ug/L	100	1	11/12/21 13:51	11/15/21 09:13	7439-89-6	
Lead	ND	ug/L	10.0	1	11/12/21 13:51	11/15/21 09:13	7439-92-1	
Lithium	**87.4**	ug/L	20.0	1	11/12/21 13:51	11/15/21 09:13	7439-93-2	
Magnesium	**84200**	ug/L	1000	1	11/12/21 13:51	11/15/21 09:13	7439-95-4	
Manganese	**480**	ug/L	10.0	1	11/12/21 13:51	11/15/21 09:13	7439-96-5	
Molybdenum	**116**	ug/L	10.0	1	11/12/21 13:51	11/15/21 09:13	7439-98-7	
Potassium	**14800**	ug/L	1000	1	11/12/21 13:51	11/15/21 09:13	7440-09-7	
Silica	**13700**	ug/L	450	1	11/12/21 13:51	11/15/21 09:13	7631-86-9	N2
Sodium	**208000**	ug/L	2000	2	11/12/21 13:51	11/15/21 09:54	7440-23-5	
6010 MET ICP, Dissolved	Analytical Method: EPA 6010 Preparation Method: EPA 3010							
	Pace Analytical Services - Indianapolis							
Manganese, Dissolved	**462**	ug/L	10.0	1	11/12/21 13:35	11/13/21 01:36	7439-96-5	
Molybdenum, Dissolved	**118**	ug/L	10.0	1	11/12/21 13:35	11/13/21 01:36	7439-98-7	
6020 MET ICPMS	Analytical Method: EPA 6020 Preparation Method: EPA 200.2							
	Pace Analytical Services - Indianapolis							
Antimony	ND	ug/L	1.0	1	11/07/21 16:20	11/09/21 15:33	7440-36-0	
Arsenic	ND	ug/L	1.0	1	11/07/21 16:20	11/09/21 15:33	7440-38-2	
Cobalt	ND	ug/L	1.0	1	11/07/21 16:20	11/09/21 15:33	7440-48-4	
Selenium	ND	ug/L	1.0	1	11/07/21 16:20	11/09/21 15:33	7782-49-2	
2320B Alkalinity	Analytical Method: SM 2320B							
	Pace Analytical Services - Indianapolis							
Alkalinity, Total as CaCO3	**304**	mg/L	2.0	1		11/09/21 11:15		
Alkalinity,Bicarbonate (CaCO3)	**304**	mg/L	2.0	1		11/09/21 11:15		
Alkalinity,Carbonate (CaCO3)	ND	mg/L	2.0	1		11/09/21 11:15		
2540C Total Dissolved Solids	Analytical Method: SM 2540C							
	Pace Analytical Services - Indianapolis							
Total Dissolved Solids	**1880**	mg/L	40.0	1		11/05/21 11:11		

REPORT OF LABORATORY ANALYSIS

This report shall not be reproduced, except in full,
without the written consent of Pace Analytical Services, LLC.

Pace Analytical Services, LLC
7726 Moller Road
Indianapolis, IN 46268
(317)228-3100

ANALYTICAL RESULTS

Project: Harding St Profile 1 Report 2
Pace Project No.: 50301920

Sample: MW-108S **Lab ID: 50301920008** Collected: 11/02/21 10:15 Received: 11/03/21 15:20 Matrix: Water

Parameters	Results	Units	Report Limit	DF	Prepared	Analyzed	CAS No.	Qual
4500H+ pH, Electrometric	Analytical Method: SM 4500-H+B Pace Analytical Services - Indianapolis							
pH at 25 Degrees C	**7.5**	Std. Units	0.10	1		11/09/21 13:37		H3
4500S2D Sulfide Water	Analytical Method: SM 4500-S2-D Pace Analytical Services - Indianapolis							
Sulfide	ND	mg/L	0.10	1		11/05/21 15:06	18496-25-8	
353.2 Nitrogen, NO2/NO3 unpres	Analytical Method: EPA 353.2 Pace Analytical Services - Indianapolis							
Nitrogen, Nitrate	ND	mg/L	0.10	1		11/04/21 09:47	14797-55-8	
Nitrogen, Nitrite	ND	mg/L	0.10	1		11/04/21 09:47	14797-65-0	
365.1 Total Phosphorus	Analytical Method: EPA 365.1 Preparation Method: EPA 365.1 Pace Analytical Services - Indianapolis							
Phosphate as P04	**0.16**	mg/L	0.15	1	11/12/21 10:30	11/17/21 09:46		
5310C TOC	Analytical Method: SM 5310C Pace Analytical Services - Indianapolis							
Total Organic Carbon	**1.7**	mg/L	1.0	1		11/13/21 14:51	7440-44-0	
5310C Dissolved Organic Carbon	Analytical Method: SM 5310C Pace Analytical Services - Indianapolis							
Dissolved Organic Carbon	**1.8**	mg/L	1.0	1		11/15/21 13:34		

REPORT OF LABORATORY ANALYSIS

This report shall not be reproduced, except in full,
without the written consent of Pace Analytical Services, LLC.

Pace Analytical Services, LLC
7726 Moller Road
Indianapolis, IN 46268
(317)228-3100

ANALYTICAL RESULTS

Project: Harding St Profile 1 Report 2
Pace Project No.: 50301920

Sample: MW-108D **Lab ID: 50301920009** Collected: 11/02/21 11:50 Received: 11/03/21 15:20 Matrix: Water

Parameters	Results	Units	Report Limit	DF	Prepared	Analyzed	CAS No.	Qual
9056 IC Anions	Analytical Method: EPA 9056							
	Pace Analytical Services - Indianapolis							
Chloride	**285**	mg/L	25.0	100		11/10/21 10:29	16887-00-6	
Fluoride	**0.35**	mg/L	0.10	1		11/07/21 05:25	16984-48-8	
Sulfate	**639**	mg/L	25.0	100		11/10/21 10:29	14808-79-8	
6010 MET ICP	Analytical Method: EPA 6010 Preparation Method: EPA 3010							
	Pace Analytical Services - Indianapolis							
Aluminum	ND	ug/L	200	1	11/12/21 13:51	11/15/21 09:15	7429-90-5	
Barium	**46.3**	ug/L	10.0	1	11/12/21 13:51	11/15/21 09:15	7440-39-3	
Boron	**4440**	ug/L	100	1	11/12/21 13:51	11/15/21 09:15	7440-42-8	
Cadmium	ND	ug/L	2.0	1	11/12/21 13:51	11/15/21 09:15	7440-43-9	
Calcium	**230000**	ug/L	2000	2	11/12/21 13:51	11/15/21 09:57	7440-70-2	
Chromium	ND	ug/L	10.0	1	11/12/21 13:51	11/15/21 09:15	7440-47-3	
Iron	**5530**	ug/L	100	1	11/12/21 13:51	11/15/21 09:15	7439-89-6	
Lead	ND	ug/L	10.0	1	11/12/21 13:51	11/15/21 09:15	7439-92-1	
Lithium	**95.2**	ug/L	20.0	1	11/12/21 13:51	11/15/21 09:15	7439-93-2	
Magnesium	**61200**	ug/L	1000	1	11/12/21 13:51	11/15/21 09:15	7439-95-4	
Manganese	**384**	ug/L	10.0	1	11/12/21 13:51	11/15/21 09:15	7439-96-5	
Molybdenum	**149**	ug/L	10.0	1	11/12/21 13:51	11/15/21 09:15	7439-98-7	
Potassium	**14400**	ug/L	1000	1	11/12/21 13:51	11/15/21 09:15	7440-09-7	
Silica	**13100**	ug/L	450	1	11/12/21 13:51	11/15/21 09:15	7631-86-9	N2
Sodium	**219000**	ug/L	2000	2	11/12/21 13:51	11/15/21 09:57	7440-23-5	
6010 MET ICP, Dissolved	Analytical Method: EPA 6010 Preparation Method: EPA 3010							
	Pace Analytical Services - Indianapolis							
Manganese, Dissolved	**366**	ug/L	10.0	1	11/12/21 13:35	11/13/21 01:38	7439-96-5	
Molybdenum, Dissolved	**148**	ug/L	10.0	1	11/12/21 13:35	11/13/21 01:38	7439-98-7	
6020 MET ICPMS	Analytical Method: EPA 6020 Preparation Method: EPA 200.2							
	Pace Analytical Services - Indianapolis							
Antimony	ND	ug/L	1.0	1	11/07/21 16:20	11/09/21 15:48	7440-36-0	
Arsenic	ND	ug/L	1.0	1	11/07/21 16:20	11/09/21 15:48	7440-38-2	
Cobalt	ND	ug/L	1.0	1	11/07/21 16:20	11/09/21 15:48	7440-48-4	
Selenium	ND	ug/L	1.0	1	11/07/21 16:20	11/09/21 15:48	7782-49-2	
2320B Alkalinity	Analytical Method: SM 2320B							
	Pace Analytical Services - Indianapolis							
Alkalinity, Total as CaCO3	**257**	mg/L	2.0	1		11/09/21 11:15		
Alkalinity,Bicarbonate (CaCO3)	**257**	mg/L	2.0	1		11/09/21 11:15		
Alkalinity,Carbonate (CaCO3)	ND	mg/L	2.0	1		11/09/21 11:15		
2540C Total Dissolved Solids	Analytical Method: SM 2540C							
	Pace Analytical Services - Indianapolis							
Total Dissolved Solids	**1660**	mg/L	40.0	1		11/05/21 11:12		

REPORT OF LABORATORY ANALYSIS

This report shall not be reproduced, except in full,
without the written consent of Pace Analytical Services, LLC.

Pace Analytical Services, LLC
7726 Moller Road
Indianapolis, IN 46268
(317)228-3100

ANALYTICAL RESULTS

Project: Harding St Profile 1 Report 2
Pace Project No.: 50301920

Sample: MW-108D **Lab ID: 50301920009** Collected: 11/02/21 11:50 Received: 11/03/21 15:20 Matrix: Water

Parameters	Results	Units	Report Limit	DF	Prepared	Analyzed	CAS No.	Qual
4500H+ pH, Electrometric	Analytical Method: SM 4500-H+B Pace Analytical Services - Indianapolis							
pH at 25 Degrees C	**7.5**	Std. Units	0.10	1		11/09/21 13:40		H3
4500S2D Sulfide Water	Analytical Method: SM 4500-S2-D Pace Analytical Services - Indianapolis							
Sulfide	ND	mg/L	0.10	1		11/05/21 15:06	18496-25-8	
353.2 Nitrogen, NO2/NO3 unpres	Analytical Method: EPA 353.2 Pace Analytical Services - Indianapolis							
Nitrogen, Nitrate	ND	mg/L	0.10	1		11/04/21 09:56	14797-55-8	
Nitrogen, Nitrite	ND	mg/L	0.10	1		11/04/21 09:56	14797-65-0	
365.1 Total Phosphorus	Analytical Method: EPA 365.1 Preparation Method: EPA 365.1 Pace Analytical Services - Indianapolis							
Phosphate as P04	**0.29**	mg/L	0.15	1	11/12/21 10:30	11/17/21 09:46		
5310C TOC	Analytical Method: SM 5310C Pace Analytical Services - Indianapolis							
Total Organic Carbon	**1.8**	mg/L	1.0	1		11/13/21 15:04	7440-44-0	
5310C Dissolved Organic Carbon	Analytical Method: SM 5310C Pace Analytical Services - Indianapolis							
Dissolved Organic Carbon	**1.8**	mg/L	1.0	1		11/15/21 13:55		

REPORT OF LABORATORY ANALYSIS

This report shall not be reproduced, except in full,
without the written consent of Pace Analytical Services, LLC.

Pace Analytical Services, LLC
7726 Moller Road
Indianapolis, IN 46268
(317)228-3100

ANALYTICAL RESULTS

Project: Harding St Profile 1 Report 2
Pace Project No.: 50301920

Sample: DUP 3 **Lab ID: 50301920010** Collected: 11/02/21 08:00 Received: 11/03/21 15:20 Matrix: Water

Parameters	Results	Units	Report Limit	DF	Prepared	Analyzed	CAS No.	Qual
9056 IC Anions	Analytical Method: EPA 9056							
	Pace Analytical Services - Indianapolis							
Chloride	**297**	mg/L	25.0	100		11/10/21 11:01	16887-00-6	
Fluoride	**0.32**	mg/L	0.10	1		11/10/21 10:45	16984-48-8	
Sulfate	**659**	mg/L	25.0	100		11/10/21 11:01	14808-79-8	
6010 MET ICP	Analytical Method: EPA 6010 Preparation Method: EPA 3010							
	Pace Analytical Services - Indianapolis							
Aluminum	ND	ug/L	200	1	11/12/21 13:51	11/15/21 09:17	7429-90-5	
Barium	**47.4**	ug/L	10.0	1	11/12/21 13:51	11/15/21 09:17	7440-39-3	
Boron	**4540**	ug/L	100	1	11/12/21 13:51	11/15/21 09:17	7440-42-8	
Cadmium	ND	ug/L	2.0	1	11/12/21 13:51	11/15/21 09:17	7440-43-9	
Calcium	**236000**	ug/L	2000	2	11/12/21 13:51	11/15/21 09:59	7440-70-2	
Chromium	ND	ug/L	10.0	1	11/12/21 13:51	11/15/21 09:17	7440-47-3	
Iron	**5630**	ug/L	100	1	11/12/21 13:51	11/15/21 09:17	7439-89-6	
Lead	ND	ug/L	10.0	1	11/12/21 13:51	11/15/21 09:17	7439-92-1	
Lithium	**95.5**	ug/L	20.0	1	11/12/21 13:51	11/15/21 09:17	7439-93-2	
Magnesium	**62300**	ug/L	1000	1	11/12/21 13:51	11/15/21 09:17	7439-95-4	
Manganese	**390**	ug/L	10.0	1	11/12/21 13:51	11/15/21 09:17	7439-96-5	
Molybdenum	**152**	ug/L	10.0	1	11/12/21 13:51	11/15/21 09:17	7439-98-7	
Potassium	**14800**	ug/L	1000	1	11/12/21 13:51	11/15/21 09:17	7440-09-7	
Silica	**13400**	ug/L	450	1	11/12/21 13:51	11/15/21 09:17	7631-86-9	N2
Sodium	**226000**	ug/L	2000	2	11/12/21 13:51	11/15/21 09:59	7440-23-5	
6010 MET ICP, Dissolved	Analytical Method: EPA 6010 Preparation Method: EPA 3010							
	Pace Analytical Services - Indianapolis							
Manganese, Dissolved	**362**	ug/L	10.0	1	11/12/21 13:35	11/13/21 01:45	7439-96-5	
Molybdenum, Dissolved	**147**	ug/L	10.0	1	11/12/21 13:35	11/13/21 01:45	7439-98-7	
6020 MET ICPMS	Analytical Method: EPA 6020 Preparation Method: EPA 200.2							
	Pace Analytical Services - Indianapolis							
Antimony	ND	ug/L	1.0	1	11/07/21 16:20	11/09/21 15:52	7440-36-0	
Arsenic	ND	ug/L	1.0	1	11/07/21 16:20	11/09/21 15:52	7440-38-2	
Cobalt	ND	ug/L	1.0	1	11/07/21 16:20	11/09/21 15:52	7440-48-4	
Selenium	ND	ug/L	1.0	1	11/07/21 16:20	11/09/21 15:52	7782-49-2	
2320B Alkalinity	Analytical Method: SM 2320B							
	Pace Analytical Services - Indianapolis							
Alkalinity, Total as CaCO3	**252**	mg/L	2.0	1		11/09/21 11:15		
Alkalinity,Bicarbonate (CaCO3)	**252**	mg/L	2.0	1		11/09/21 11:15		
Alkalinity,Carbonate (CaCO3)	ND	mg/L	2.0	1		11/09/21 11:15		
2540C Total Dissolved Solids	Analytical Method: SM 2540C							
	Pace Analytical Services - Indianapolis							
Total Dissolved Solids	**1690**	mg/L	20.0	1		11/05/21 11:12		

REPORT OF LABORATORY ANALYSIS

This report shall not be reproduced, except in full,
without the written consent of Pace Analytical Services, LLC.

Pace Analytical Services, LLC
7726 Moller Road
Indianapolis, IN 46268
(317)228-3100

ANALYTICAL RESULTS

Project: Harding St Profile 1 Report 2
Pace Project No.: 50301920

Sample: DUP 3 **Lab ID: 50301920010** Collected: 11/02/21 08:00 Received: 11/03/21 15:20 Matrix: Water

Parameters	Results	Units	Report Limit	DF	Prepared	Analyzed	CAS No.	Qual
4500H+ pH, Electrometric	Analytical Method: SM 4500-H+B Pace Analytical Services - Indianapolis							
pH at 25 Degrees C	**7.5**	Std. Units	0.10	1		11/09/21 13:34		H3
4500S2D Sulfide Water	Analytical Method: SM 4500-S2-D Pace Analytical Services - Indianapolis							
Sulfide	ND	mg/L	0.10	1		11/05/21 15:06	18496-25-8	
353.2 Nitrogen, NO2/NO3 unpres	Analytical Method: EPA 353.2 Pace Analytical Services - Indianapolis							
Nitrogen, Nitrate	ND	mg/L	0.10	1		11/04/21 09:41	14797-55-8	
Nitrogen, Nitrite	ND	mg/L	0.10	1		11/04/21 09:41	14797-65-0	
365.1 Total Phosphorus	Analytical Method: EPA 365.1 Preparation Method: EPA 365.1 Pace Analytical Services - Indianapolis							
Phosphate as P04	**0.31**	mg/L	0.15	1	11/12/21 10:30	11/17/21 09:47		
5310C TOC	Analytical Method: SM 5310C Pace Analytical Services - Indianapolis							
Total Organic Carbon	**1.7**	mg/L	1.0	1		11/13/21 15:16	7440-44-0	
5310C Dissolved Organic Carbon	Analytical Method: SM 5310C Pace Analytical Services - Indianapolis							
Dissolved Organic Carbon	**1.8**	mg/L	1.0	1		11/16/21 13:23		

This report shall not be reproduced, except in full,
without the written consent of Pace Analytical Services, LLC.

Pace Analytical Services, LLC
7726 Moller Road
Indianapolis, IN 46268
(317)228-3100

ANALYTICAL RESULTS

Project: Harding St Profile 1 Report 2
Pace Project No.: 50301920

Sample: DUP 4 **Lab ID: 50301920011** Collected: 11/02/21 00:00 Received: 11/03/21 15:20 Matrix: Water

Parameters	Results	Units	Report Limit	DF	Prepared	Analyzed	CAS No.	Qual
9056 IC Anions	Analytical Method: EPA 9056							
	Pace Analytical Services - Indianapolis							
Chloride	**295**	mg/L	25.0	100		11/10/21 11:32	16887-00-6	
Fluoride	**1.6**	mg/L	0.10	1		11/10/21 11:17	16984-48-8	
Sulfate	**373**	mg/L	25.0	100		11/10/21 11:32	14808-79-8	
6010 MET ICP	Analytical Method: EPA 6010 Preparation Method: EPA 3010							
	Pace Analytical Services - Indianapolis							
Aluminum	ND	ug/L	200	1	11/12/21 13:51	11/15/21 09:19	7429-90-5	
Barium	**31.7**	ug/L	10.0	1	11/12/21 13:51	11/15/21 09:19	7440-39-3	
Boron	**2300**	ug/L	100	1	11/12/21 13:51	11/15/21 09:19	7440-42-8	
Cadmium	ND	ug/L	2.0	1	11/12/21 13:51	11/15/21 09:19	7440-43-9	
Calcium	**159000**	ug/L	1000	1	11/12/21 13:51	11/15/21 09:19	7440-70-2	
Chromium	ND	ug/L	10.0	1	11/12/21 13:51	11/15/21 09:19	7440-47-3	
Iron	**1700**	ug/L	100	1	11/12/21 13:51	11/15/21 09:19	7439-89-6	
Lead	ND	ug/L	10.0	1	11/12/21 13:51	11/15/21 09:19	7439-92-1	
Lithium	**63.1**	ug/L	20.0	1	11/12/21 13:51	11/15/21 09:19	7439-93-2	
Magnesium	**55400**	ug/L	1000	1	11/12/21 13:51	11/15/21 09:19	7439-95-4	
Manganese	**348**	ug/L	10.0	1	11/12/21 13:51	11/15/21 09:19	7439-96-5	
Molybdenum	**130**	ug/L	10.0	1	11/12/21 13:51	11/15/21 09:19	7439-98-7	
Potassium	**10600**	ug/L	1000	1	11/12/21 13:51	11/15/21 09:19	7440-09-7	
Silica	**14300**	ug/L	450	1	11/12/21 13:51	11/15/21 09:19	7631-86-9	N2
Sodium	**232000**	ug/L	2000	2	11/12/21 13:51	11/15/21 10:01	7440-23-5	
6010 MET ICP, Dissolved	Analytical Method: EPA 6010 Preparation Method: EPA 3010							
	Pace Analytical Services - Indianapolis							
Manganese, Dissolved	**328**	ug/L	10.0	1	11/12/21 13:35	11/13/21 01:47	7439-96-5	
Molybdenum, Dissolved	**132**	ug/L	10.0	1	11/12/21 13:35	11/13/21 01:47	7439-98-7	
6020 MET ICPMS	Analytical Method: EPA 6020 Preparation Method: EPA 200.2							
	Pace Analytical Services - Indianapolis							
Antimony	ND	ug/L	1.0	1	11/07/21 16:20	11/09/21 15:57	7440-36-0	
Arsenic	**2.2**	ug/L	1.0	1	11/07/21 16:20	11/09/21 15:57	7440-38-2	
Cobalt	ND	ug/L	1.0	1	11/07/21 16:20	11/09/21 15:57	7440-48-4	
Selenium	ND	ug/L	1.0	1	11/07/21 16:20	11/09/21 15:57	7782-49-2	
2320B Alkalinity	Analytical Method: SM 2320B							
	Pace Analytical Services - Indianapolis							
Alkalinity, Total as CaCO3	**323**	mg/L	2.0	1		11/09/21 11:15		
Alkalinity,Bicarbonate (CaCO3)	**323**	mg/L	2.0	1		11/09/21 11:15		
Alkalinity,Carbonate (CaCO3)	ND	mg/L	2.0	1		11/09/21 11:15		
2540C Total Dissolved Solids	Analytical Method: SM 2540C							
	Pace Analytical Services - Indianapolis							
Total Dissolved Solids	**1410**	mg/L	20.0	1		11/05/21 11:12		

REPORT OF LABORATORY ANALYSIS

This report shall not be reproduced, except in full,
without the written consent of Pace Analytical Services, LLC.

Pace Analytical Services, LLC
7726 Moller Road
Indianapolis, IN 46268
(317)228-3100

ANALYTICAL RESULTS

Project: Harding St Profile 1 Report 2
Pace Project No.: 50301920

Sample: DUP 4 **Lab ID: 50301920011** Collected: 11/02/21 00:00 Received: 11/03/21 15:20 Matrix: Water

Parameters	Results	Units	Report Limit	DF	Prepared	Analyzed	CAS No.	Qual
4500H+ pH, Electrometric	Analytical Method: SM 4500-H+B Pace Analytical Services - Indianapolis							
pH at 25 Degrees C	**7.6**	Std. Units	0.10	1		11/09/21 13:31		H3
4500S2D Sulfide Water	Analytical Method: SM 4500-S2-D Pace Analytical Services - Indianapolis							
Sulfide	ND	mg/L	0.10	1		11/05/21 15:06	18496-25-8	
353.2 Nitrogen, NO2/NO3 unpres	Analytical Method: EPA 353.2 Pace Analytical Services - Indianapolis							
Nitrogen, Nitrate	ND	mg/L	0.10	1		11/04/21 09:40	14797-55-8	
Nitrogen, Nitrite	ND	mg/L	0.10	1		11/04/21 09:40	14797-65-0	
365.1 Total Phosphorus	Analytical Method: EPA 365.1 Preparation Method: EPA 365.1 Pace Analytical Services - Indianapolis							
Phosphate as P04	ND	mg/L	0.15	1	11/12/21 10:30	11/17/21 09:48		
5310C TOC	Analytical Method: SM 5310C Pace Analytical Services - Indianapolis							
Total Organic Carbon	**2.4**	mg/L	1.0	1		11/13/21 15:29	7440-44-0	
5310C Dissolved Organic Carbon	Analytical Method: SM 5310C Pace Analytical Services - Indianapolis							
Dissolved Organic Carbon	**2.5**	mg/L	1.0	1		11/16/21 13:43		

REPORT OF LABORATORY ANALYSIS

This report shall not be reproduced, except in full,
without the written consent of Pace Analytical Services, LLC.

Pace Analytical Services, LLC
7726 Moller Road
Indianapolis, IN 46268
(317)228-3100

QUALITY CONTROL DATA

Project: Harding St Profile 1 Report 2
Pace Project No.: 50301920

QC Batch: 648602
QC Batch Method: EPA 9056
Analysis Method: EPA 9056
Analysis Description: 9056 IC Anions
Laboratory: Pace Analytical Services - Indianapolis
Associated Lab Samples: 50301920001, 50301920002, 50301920003, 50301920004, 50301920005, 50301920006, 50301920007, 50301920008, 50301920009, 50301920010, 50301920011

METHOD BLANK: 2988463 Matrix: Water
Associated Lab Samples: 50301920001, 50301920002, 50301920003, 50301920004, 50301920005, 50301920006, 50301920007, 50301920008, 50301920009, 50301920010, 50301920011

Parameter	Units	Blank Result	Reporting Limit	Analyzed	Qualifiers
Chloride	mg/L	ND	0.25	11/06/21 19:04	
Fluoride	mg/L	ND	0.10	11/06/21 19:04	
Sulfate	mg/L	ND	0.25	11/06/21 19:04	

LABORATORY CONTROL SAMPLE: 2988464

Parameter	Units	Spike Conc.	LCS Result	LCS % Rec	% Rec Limits	Qualifiers
Chloride	mg/L	1.2	1.2	93	80-120	
Fluoride	mg/L	0.5	0.44	88	80-120	
Sulfate	mg/L	2.5	2.4	94	80-120	

MATRIX SPIKE & MATRIX SPIKE DUPLICATE: 2988465 2988466

Parameter	Units	50301888002 Result	MS Spike Conc.	MSD Spike Conc.	MS Result	MSD Result	MS % Rec	MSD % Rec	% Rec Limits	RPD	Max RPD	Qual
Chloride	mg/L	59.1	12.5	12.5	70.2	70.2	89	88	80-120	0	15	
Fluoride	mg/L	0.40	0.5	0.5	0.83	0.82	85	84	80-120	1	15	
Sulfate	mg/L	1190	250	250	1410	1410	88	89	80-120	0	15	

Results presented on this page are in the units indicated by the "Units" column except where an alternate unit is presented to the right of the result.

REPORT OF LABORATORY ANALYSIS

This report shall not be reproduced, except in full,
without the written consent of Pace Analytical Services, LLC.

Pace Analytical Services, LLC
7726 Moller Road
Indianapolis, IN 46268
(317)228-3100

QUALITY CONTROL DATA

Project: Harding St Profile 1 Report 2
Pace Project No.: 50301920

QC Batch: 648877
QC Batch Method: EPA 3010
Analysis Method: EPA 6010
Analysis Description: 6010 MET
Laboratory: Pace Analytical Services - Indianapolis
Associated Lab Samples: 50301920001, 50301920002, 50301920003, 50301920004, 50301920005, 50301920006, 50301920007, 50301920008, 50301920009, 50301920010, 50301920011

METHOD BLANK: 2990119
Matrix: Water
Associated Lab Samples: 50301920001, 50301920002, 50301920003, 50301920004, 50301920005, 50301920006, 50301920007, 50301920008, 50301920009, 50301920010, 50301920011

Parameter	Units	Blank Result	Reporting Limit	Analyzed	Qualifiers
Aluminum	ug/L	ND	200	11/15/21 08:42	
Barium	ug/L	ND	10.0	11/15/21 08:42	
Boron	ug/L	ND	100	11/15/21 08:42	
Cadmium	ug/L	ND	2.0	11/15/21 08:42	
Calcium	ug/L	ND	1000	11/15/21 08:42	
Chromium	ug/L	ND	10.0	11/15/21 08:42	
Iron	ug/L	ND	100	11/15/21 08:42	
Lead	ug/L	ND	10.0	11/15/21 08:42	
Lithium	ug/L	ND	20.0	11/15/21 08:42	
Magnesium	ug/L	ND	1000	11/15/21 08:42	
Manganese	ug/L	ND	10.0	11/15/21 08:42	
Molybdenum	ug/L	ND	10.0	11/15/21 08:42	
Potassium	ug/L	ND	1000	11/15/21 08:42	
Silica	ug/L	ND	450	11/15/21 08:42	N2
Sodium	ug/L	ND	1000	11/15/21 08:42	

LABORATORY CONTROL SAMPLE: 2990120

Parameter	Units	Spike Conc.	LCS Result	LCS % Rec	% Rec Limits	Qualifiers
Aluminum	ug/L	5000	4900	98	80-120	
Barium	ug/L	1000	963	96	80-120	
Boron	ug/L	1000	956	96	80-120	
Cadmium	ug/L	1000	934	93	80-120	
Calcium	ug/L	5000	4950	99	80-120	
Chromium	ug/L	1000	972	97	80-120	
Iron	ug/L	2500	2430	97	80-120	
Lead	ug/L	1000	923	92	80-120	
Lithium	ug/L	1000	1020	102	80-120	
Magnesium	ug/L	5000	4710	94	80-120	
Manganese	ug/L	1000	952	95	80-120	
Molybdenum	ug/L	1000	950	95	80-120	
Potassium	ug/L	5000	4830	97	80-120	
Silica	ug/L	5350	5090	95		N2
Sodium	ug/L	5000	4720	94	80-120	

Results presented on this page are in the units indicated by the "Units" column except where an alternate unit is presented to the right of the result.

REPORT OF LABORATORY ANALYSIS

This report shall not be reproduced, except in full,
without the written consent of Pace Analytical Services, LLC.

Pace Analytical Services, LLC
7726 Moller Road
Indianapolis, IN 46268
(317)228-3100

QUALITY CONTROL DATA

Project: Harding St Profile 1 Report 2
Pace Project No.: 50301920

MATRIX SPIKE & MATRIX SPIKE DUPLICATE: 2990121 2990122

Parameter	Units	50301920003 Result	MS Spike Conc.	MSD Spike Conc.	MS Result	MSD Result	MS % Rec	MSD % Rec	% Rec Limits	RPD	Max RPD	Qual
Aluminum	ug/L	ND	5000	5000	4980	4960	97	97	75-125	0	20	
Barium	ug/L	118	1000	1000	1090	1090	97	97	75-125	0	20	
Boron	ug/L	5350	1000	1000	6300	6300	96	96	75-125	0	20	
Cadmium	ug/L	ND	1000	1000	951	950	95	95	75-125	0	20	
Calcium	ug/L	147000	5000	5000	155000	153000	160	126	75-125	1	20	P6
Chromium	ug/L	ND	1000	1000	981	981	98	98	75-125	0	20	
Iron	ug/L	4890	2500	2500	7310	7260	97	95	75-125	1	20	
Lead	ug/L	ND	1000	1000	891	887	89	89	75-125	1	20	
Lithium	ug/L	69.4	1000	1000	1140	1140	107	107	75-125	1	20	
Magnesium	ug/L	41000	5000	5000	45500	45300	89	86	75-125	0	20	
Manganese	ug/L	698	1000	1000	1650	1640	95	95	75-125	1	20	
Molybdenum	ug/L	116	1000	1000	1090	1090	97	97	75-125	0	20	
Potassium	ug/L	5810	5000	5000	11000	11100	105	106	75-125	0	20	
Silica	ug/L	12400	5350	5350	17400	17400	93	94		0		N2
Sodium	ug/L	80600	5000	5000	86800	86800	124	123	75-125	0	20	

Results presented on this page are in the units indicated by the "Units" column except where an alternate unit is presented to the right of the result.

REPORT OF LABORATORY ANALYSIS

This report shall not be reproduced, except in full,
without the written consent of Pace Analytical Services, LLC.

Pace Analytical Services, LLC
7726 Moller Road
Indianapolis, IN 46268
(317)228-3100

QUALITY CONTROL DATA

Project: Harding St Profile 1 Report 2
Pace Project No.: 50301920

QC Batch: 648526
QC Batch Method: EPA 3010
Analysis Method: EPA 6010
Analysis Description: 6010 MET Dissolved
Laboratory: Pace Analytical Services - Indianapolis
Associated Lab Samples: 50301920001, 50301920002, 50301920003, 50301920004, 50301920005, 50301920006, 50301920007, 50301920008, 50301920009, 50301920010, 50301920011

METHOD BLANK: 2988170 Matrix: Water
Associated Lab Samples: 50301920001, 50301920002, 50301920003, 50301920004, 50301920005, 50301920006, 50301920007, 50301920008, 50301920009, 50301920010, 50301920011

Parameter	Units	Blank Result	Reporting Limit	Analyzed	Qualifiers
Manganese, Dissolved	ug/L	ND	10.0	11/13/21 01:06	
Molybdenum, Dissolved	ug/L	ND	10.0	11/13/21 01:06	

LABORATORY CONTROL SAMPLE: 2988171

Parameter	Units	Spike Conc.	LCS Result	LCS % Rec	% Rec Limits	Qualifiers
Manganese, Dissolved	ug/L	1000	904	90	80-120	
Molybdenum, Dissolved	ug/L	1000	944	94	80-120	

MATRIX SPIKE & MATRIX SPIKE DUPLICATE: 2988172 2988173

Parameter	Units	50301920003 Result	MS Spike Conc.	MSD Spike Conc.	MS Result	MSD Result	MS % Rec	MSD % Rec	% Rec Limits	RPD	Max RPD	Qual
Manganese, Dissolved	ug/L	665	1000	1000	1520	1530	85	87	75-125	1	20	
Molybdenum, Dissolved	ug/L	120	1000	1000	1060	1080	94	96	75-125	2	20	

Results presented on this page are in the units indicated by the "Units" column except where an alternate unit is presented to the right of the result.

REPORT OF LABORATORY ANALYSIS

This report shall not be reproduced, except in full,
without the written consent of Pace Analytical Services, LLC.

Pace Analytical Services, LLC
7726 Moller Road
Indianapolis, IN 46268
(317)228-3100

QUALITY CONTROL DATA

Project: Harding St Profile 1 Report 2
Pace Project No.: 50301920

QC Batch: 648844
QC Batch Method: EPA 200.2
Analysis Method: EPA 6020
Analysis Description: 6020 MET
Laboratory: Pace Analytical Services - Indianapolis
Associated Lab Samples: 50301920001, 50301920002, 50301920003, 50301920004, 50301920005, 50301920006, 50301920007, 50301920008, 50301920009, 50301920010, 50301920011

METHOD BLANK: 2989855 Matrix: Water
Associated Lab Samples: 50301920001, 50301920002, 50301920003, 50301920004, 50301920005, 50301920006, 50301920007, 50301920008, 50301920009, 50301920010, 50301920011

Parameter	Units	Blank Result	Reporting Limit	Analyzed	Qualifiers
Antimony	ug/L	ND	1.0	11/08/21 19:45	
Arsenic	ug/L	ND	1.0	11/08/21 19:45	
Cobalt	ug/L	ND	1.0	11/08/21 19:45	
Selenium	ug/L	ND	1.0	11/08/21 19:45	

LABORATORY CONTROL SAMPLE: 2989856

Parameter	Units	Spike Conc.	LCS Result	LCS % Rec	% Rec Limits	Qualifiers
Antimony	ug/L	40	42.1	105	80-120	
Arsenic	ug/L	40	37.1	93	80-120	
Cobalt	ug/L	40	39.8	99	80-120	
Selenium	ug/L	40	38.5	96	80-120	

MATRIX SPIKE & MATRIX SPIKE DUPLICATE: 2989857 2989858

Parameter	Units	50301920001 Result	MS Spike Conc.	MSD Spike Conc.	MS Result	MSD Result	MS % Rec	MSD % Rec	% Rec Limits	RPD	Max RPD	Qual
Antimony	ug/L	ND	40	40	43.5	41.8	108	104	75-125	4	20	
Arsenic	ug/L	2.3	40	40	38.9	38.3	91	90	75-125	1	20	
Cobalt	ug/L	ND	40	40	37.6	36.1	93	89	75-125	4	20	
Selenium	ug/L	ND	40	40	37.9	37.1	94	92	75-125	2	20	

Results presented on this page are in the units indicated by the "Units" column except where an alternate unit is presented to the right of the result.

REPORT OF LABORATORY ANALYSIS

This report shall not be reproduced, except in full,
without the written consent of Pace Analytical Services, LLC.

Pace Analytical Services, LLC
7726 Moller Road
Indianapolis, IN 46268
(317)228-3100

QUALITY CONTROL DATA

Project: Harding St Profile 1 Report 2
Pace Project No.: 50301920

QC Batch: 649249
QC Batch Method: SM 2320B
Analysis Method: SM 2320B
Analysis Description: 2320B Alkalinity
Laboratory: Pace Analytical Services - Indianapolis
Associated Lab Samples: 50301920001, 50301920002, 50301920003, 50301920004, 50301920005, 50301920006, 50301920007, 50301920008, 50301920009, 50301920010, 50301920011

METHOD BLANK: 2991616 Matrix: Water
Associated Lab Samples: 50301920001, 50301920002, 50301920003, 50301920004, 50301920005, 50301920006, 50301920007, 50301920008, 50301920009, 50301920010, 50301920011

Parameter	Units	Blank Result	Reporting Limit	Analyzed	Qualifiers
Alkalinity, Total as CaCO3	mg/L	ND	2.0	11/09/21 11:15	
Alkalinity,Bicarbonate (CaCO3)	mg/L	ND	2.0	11/09/21 11:15	
Alkalinity,Carbonate (CaCO3)	mg/L	ND	2.0	11/09/21 11:15	

LABORATORY CONTROL SAMPLE: 2991617

Parameter	Units	Spike Conc.	LCS Result	LCS % Rec	% Rec Limits	Qualifiers
Alkalinity, Total as CaCO3	mg/L	50	49.1	98	90-110	

SAMPLE DUPLICATE: 2991618

Parameter	Units	50301920001 Result	Dup Result	RPD	Max RPD	Qualifiers
Alkalinity, Total as CaCO3	mg/L	312	312	0	20	
Alkalinity,Bicarbonate (CaCO3)	mg/L	312	312	0	20	
Alkalinity,Carbonate (CaCO3)	mg/L	ND	ND		20	

SAMPLE DUPLICATE: 2991619

Parameter	Units	50301927001 Result	Dup Result	RPD	Max RPD	Qualifiers
Alkalinity, Total as CaCO3	mg/L	234	248	6	20	
Alkalinity,Bicarbonate (CaCO3)	mg/L	234	248	6	20	
Alkalinity,Carbonate (CaCO3)	mg/L	ND	ND		20	

Results presented on this page are in the units indicated by the "Units" column except where an alternate unit is presented to the right of the result.

REPORT OF LABORATORY ANALYSIS

This report shall not be reproduced, except in full,
without the written consent of Pace Analytical Services, LLC.

Pace Analytical Services, LLC
7726 Moller Road
Indianapolis, IN 46268
(317)228-3100

QUALITY CONTROL DATA

Project: Harding St Profile 1 Report 2
Pace Project No.: 50301920

QC Batch: 648795
QC Batch Method: SM 2540C
Analysis Method: SM 2540C
Analysis Description: 2540C Total Dissolved Solids
Laboratory: Pace Analytical Services - Indianapolis
Associated Lab Samples: 50301920001, 50301920002

METHOD BLANK: 2989631 Matrix: Water
Associated Lab Samples: 50301920001, 50301920002

Parameter	Units	Blank Result	Reporting Limit	Analyzed	Qualifiers
Total Dissolved Solids	mg/L	ND	10.0	11/05/21 09:09	

LABORATORY CONTROL SAMPLE: 2989632

Parameter	Units	Spike Conc.	LCS Result	LCS % Rec	% Rec Limits	Qualifiers
Total Dissolved Solids	mg/L	300	296	99	80-120	

SAMPLE DUPLICATE: 2989633

Parameter	Units	50301885004 Result	Dup Result	RPD	Max RPD	Qualifiers
Total Dissolved Solids	mg/L	420	427	2	10	

SAMPLE DUPLICATE: 2989634

Parameter	Units	50301885005 Result	Dup Result	RPD	Max RPD	Qualifiers
Total Dissolved Solids	mg/L	377	365	3	10	

Results presented on this page are in the units indicated by the "Units" column except where an alternate unit is presented to the right of the result.

REPORT OF LABORATORY ANALYSIS

This report shall not be reproduced, except in full,
without the written consent of Pace Analytical Services, LLC.

Pace Analytical Services, LLC
7726 Moller Road
Indianapolis, IN 46268
(317)228-3100

QUALITY CONTROL DATA

Project: Harding St Profile 1 Report 2
Pace Project No.: 50301920

QC Batch: 648797 | Analysis Method: SM 2540C
QC Batch Method: SM 2540C | Analysis Description: 2540C Total Dissolved Solids
Laboratory: Pace Analytical Services - Indianapolis
Associated Lab Samples: 50301920003, 50301920004, 50301920005, 50301920006, 50301920007, 50301920008, 50301920009, 50301920010, 50301920011

METHOD BLANK: 2989635 Matrix: Water
Associated Lab Samples: 50301920003, 50301920004, 50301920005, 50301920006, 50301920007, 50301920008, 50301920009, 50301920010, 50301920011

Parameter	Units	Blank Result	Reporting Limit	Analyzed	Qualifiers
Total Dissolved Solids	mg/L	ND	10.0	11/05/21 11:06	

LABORATORY CONTROL SAMPLE: 2989636

Parameter	Units	Spike Conc.	LCS Result	LCS % Rec	% Rec Limits	Qualifiers
Total Dissolved Solids	mg/L	300	302	101	80-120	

SAMPLE DUPLICATE: 2989637

Parameter	Units	50301920003 Result	Dup Result	RPD	Max RPD	Qualifiers
Total Dissolved Solids	mg/L	836	832	0	10	

SAMPLE DUPLICATE: 2989638

Parameter	Units	50301920004 Result	Dup Result	RPD	Max RPD	Qualifiers
Total Dissolved Solids	mg/L	762	762	0	10	

Results presented on this page are in the units indicated by the "Units" column except where an alternate unit is presented to the right of the result.

REPORT OF LABORATORY ANALYSIS

This report shall not be reproduced, except in full,
without the written consent of Pace Analytical Services, LLC.

Pace Analytical Services, LLC
7726 Moller Road
Indianapolis, IN 46268
(317)228-3100

QUALITY CONTROL DATA

Project: Harding St Profile 1 Report 2
Pace Project No.: 50301920

QC Batch: 649358
QC Batch Method: SM 4500-H+B
Analysis Method: SM 4500-H+B
Analysis Description: 4500H+B pH
Laboratory: Pace Analytical Services - Indianapolis
Associated Lab Samples: 50301920001, 50301920002, 50301920003, 50301920004, 50301920005, 50301920006, 50301920007, 50301920008, 50301920009, 50301920010, 50301920011

SAMPLE DUPLICATE: 2992126

Parameter	Units	50301920011 Result	Dup Result	RPD	Max RPD	Qualifiers
pH at 25 Degrees C	Std. Units	7.6	7.6	1	2	H3

SAMPLE DUPLICATE: 2992127

Parameter	Units	50301937002 Result	Dup Result	RPD	Max RPD	Qualifiers
pH at 25 Degrees C	Std. Units	7.1	7.1	1	2	H3

Results presented on this page are in the units indicated by the "Units" column except where an alternate unit is presented to the right of the result.

REPORT OF LABORATORY ANALYSIS

This report shall not be reproduced, except in full,
without the written consent of Pace Analytical Services, LLC.

Pace Analytical Services, LLC
7726 Moller Road
Indianapolis, IN 46268
(317)228-3100

QUALITY CONTROL DATA

Project: Harding St Profile 1 Report 2
Pace Project No.: 50301920

QC Batch: 648870 Analysis Method: SM 4500-S2-D
QC Batch Method: SM 4500-S2-D Analysis Description: 4500S2D Sulfide Water
Laboratory: Pace Analytical Services - Indianapolis
Associated Lab Samples: 50301920001, 50301920002, 50301920003, 50301920004, 50301920005, 50301920006, 50301920007, 50301920008, 50301920009, 50301920010, 50301920011

METHOD BLANK: 2990073 Matrix: Water
Associated Lab Samples: 50301920001, 50301920002, 50301920003, 50301920004, 50301920005, 50301920006, 50301920007, 50301920008, 50301920009, 50301920010, 50301920011

Parameter	Units	Blank Result	Reporting Limit	Analyzed	Qualifiers
Sulfide	mg/L	ND	0.10	11/05/21 15:06	

LABORATORY CONTROL SAMPLE: 2990074

Parameter	Units	Spike Conc.	LCS Result	LCS % Rec	% Rec Limits	Qualifiers
Sulfide	mg/L	0.5	0.49	98	90-110	

MATRIX SPIKE & MATRIX SPIKE DUPLICATE: 2990075 2990076

Parameter	Units	50301920001 Result	MS Spike Conc.	MSD Spike Conc.	MS Result	MSD Result	MS % Rec	MSD % Rec	% Rec Limits	RPD	Max RPD	Qual
Sulfide	mg/L	ND	0.5	0.5	0.17	0.17	34	34	90-110	2	20	M3

MATRIX SPIKE SAMPLE: 2990077

Parameter	Units	50301927001 Result	Spike Conc.	MS Result	MS % Rec	% Rec Limits	Qualifiers
Sulfide	mg/L	ND	0.5	0.20	38	90-110	M0

Results presented on this page are in the units indicated by the "Units" column except where an alternate unit is presented to the right of the result.

REPORT OF LABORATORY ANALYSIS

This report shall not be reproduced, except in full,
without the written consent of Pace Analytical Services, LLC.

Pace Analytical Services, LLC
7726 Moller Road
Indianapolis, IN 46268
(317)228-3100

QUALITY CONTROL DATA

Project: Harding St Profile 1 Report 2
Pace Project No.: 50301920

QC Batch: 648555
QC Batch Method: EPA 353.2
Analysis Method: EPA 353.2
Analysis Description: 353.2 Nitrate + Nitrite, Unpres.
Laboratory: Pace Analytical Services - Indianapolis
Associated Lab Samples: 50301920001, 50301920002, 50301920003, 50301920004, 50301920005, 50301920006, 50301920007, 50301920008, 50301920009, 50301920010, 50301920011

METHOD BLANK: 2988308 Matrix: Water
Associated Lab Samples: 50301920001, 50301920002, 50301920003, 50301920004, 50301920005, 50301920006, 50301920007, 50301920008, 50301920009, 50301920010, 50301920011

Parameter	Units	Blank Result	Reporting Limit	Analyzed	Qualifiers
Nitrogen, Nitrate	mg/L	ND	0.10	11/04/21 09:36	
Nitrogen, Nitrite	mg/L	ND	0.10	11/04/21 09:36	

LABORATORY CONTROL SAMPLE: 2988309

Parameter	Units	Spike Conc.	LCS Result	LCS % Rec	% Rec Limits	Qualifiers
Nitrogen, Nitrate	mg/L	1	1.0	101	90-110	
Nitrogen, Nitrite	mg/L	1	1.1	110	90-110	

MATRIX SPIKE & MATRIX SPIKE DUPLICATE: 2988314 2988315

Parameter	Units	50301927003 Result	MS Spike Conc.	MSD Spike Conc.	MS Result	MSD Result	MS % Rec	MSD % Rec	% Rec Limits	RPD	Max RPD	Qual
Nitrogen, Nitrate	mg/L	ND	1	1	1.0	1.0	103	102	90-110	1	20	
Nitrogen, Nitrite	mg/L	ND	1	1	1.1	1.1	111	112	90-110	1	20	M3

MATRIX SPIKE SAMPLE: 2988316

Parameter	Units	50301920007 Result	Spike Conc.	MS Result	MS % Rec	% Rec Limits	Qualifiers
Nitrogen, Nitrate	mg/L	ND	1	1.0	101	90-110	
Nitrogen, Nitrite	mg/L	ND	1	1.1	112	90-110	M0

Results presented on this page are in the units indicated by the "Units" column except where an alternate unit is presented to the right of the result.

REPORT OF LABORATORY ANALYSIS

This report shall not be reproduced, except in full,
without the written consent of Pace Analytical Services, LLC.

Pace Analytical Services, LLC
7726 Moller Road
Indianapolis, IN 46268
(317)228-3100

QUALITY CONTROL DATA

Project: Harding St Profile 1 Report 2
Pace Project No.: 50301920

QC Batch: 649944
QC Batch Method: EPA 365.1
Analysis Method: EPA 365.1
Analysis Description: 365.1 Total Phosphorus
Laboratory: Pace Analytical Services - Indianapolis
Associated Lab Samples: 50301920001, 50301920002, 50301920003, 50301920004

METHOD BLANK: 2995301 Matrix: Water
Associated Lab Samples: 50301920001, 50301920002, 50301920003, 50301920004

Parameter	Units	Blank Result	Reporting Limit	Analyzed	Qualifiers
Phosphate as P04	mg/L	ND	0.15	11/17/21 07:21	

LABORATORY CONTROL SAMPLE: 2995302

Parameter	Units	Spike Conc.	LCS Result	LCS % Rec	% Rec Limits	Qualifiers
Phosphate as P04	mg/L		1.6			

MATRIX SPIKE & MATRIX SPIKE DUPLICATE: 2995303 2995304

Parameter	Units	50301897015 Result	MS Spike Conc.	MSD Spike Conc.	MS Result	MSD Result	MS % Rec	MSD % Rec	% Rec Limits	RPD	Max RPD	Qual
Phosphate as P04	mg/L	0.37			1.8	1.9				5		

Results presented on this page are in the units indicated by the "Units" column except where an alternate unit is presented to the right of the result.

REPORT OF LABORATORY ANALYSIS

This report shall not be reproduced, except in full,
without the written consent of Pace Analytical Services, LLC.

Pace Analytical Services, LLC
7726 Moller Road
Indianapolis, IN 46268
(317)228-3100

QUALITY CONTROL DATA

Project: Harding St Profile 1 Report 2
Pace Project No.: 50301920

QC Batch: 649946
QC Batch Method: EPA 365.1
Analysis Method: EPA 365.1
Analysis Description: 365.1 Total Phosphorus
Laboratory: Pace Analytical Services - Indianapolis
Associated Lab Samples: 50301920006, 50301920007, 50301920008, 50301920009, 50301920010, 50301920011

METHOD BLANK: 2995306 Matrix: Water
Associated Lab Samples: 50301920006, 50301920007, 50301920008, 50301920009, 50301920010, 50301920011

Parameter	Units	Blank Result	Reporting Limit	Analyzed	Qualifiers
Phosphate as P04	mg/L	ND	0.15	11/17/21 09:42	

LABORATORY CONTROL SAMPLE: 2995307

Parameter	Units	Spike Conc.	LCS Result	LCS % Rec	% Rec Limits	Qualifiers
Phosphate as P04	mg/L		1.4			

MATRIX SPIKE & MATRIX SPIKE DUPLICATE: 2995308 2995309

Parameter	Units	50301920006 Result	MS Spike Conc.	MSD Spike Conc.	MS Result	MSD Result	MS % Rec	MSD % Rec	% Rec Limits	RPD	Max RPD	Qual
Phosphate as P04	mg/L	ND			1.5	1.5				2		

Results presented on this page are in the units indicated by the "Units" column except where an alternate unit is presented to the right of the result.

REPORT OF LABORATORY ANALYSIS

This report shall not be reproduced, except in full,
without the written consent of Pace Analytical Services, LLC.

Pace Analytical Services, LLC
7726 Moller Road
Indianapolis, IN 46268
(317)228-3100

QUALITY CONTROL DATA

Project: Harding St Profile 1 Report 2
Pace Project No.: 50301920

QC Batch: 650186
QC Batch Method: EPA 365.1
Analysis Method: EPA 365.1
Analysis Description: 365.1 Total Phosphorus
Laboratory: Pace Analytical Services - Indianapolis
Associated Lab Samples: 50301920005

METHOD BLANK: 2996933 Matrix: Water
Associated Lab Samples: 50301920005

Parameter	Units	Blank Result	Reporting Limit	Analyzed	Qualifiers
Phosphate as P04	mg/L	ND	0.15	11/17/21 13:15	

LABORATORY CONTROL SAMPLE: 2996934

Parameter	Units	Spike Conc.	LCS Result	LCS % Rec	% Rec Limits	Qualifiers
Phosphate as P04	mg/L		1.6			

MATRIX SPIKE & MATRIX SPIKE DUPLICATE: 2996935 2996936

Parameter	Units	50302013001 Result	MS Spike Conc.	MSD Spike Conc.	MS Result	MSD Result	MS % Rec	MSD % Rec	% Rec Limits	RPD	Max RPD	Qual
Phosphate as P04	mg/L	0.39			1.8	1.8				3		

MATRIX SPIKE & MATRIX SPIKE DUPLICATE: 2996937 2996938

Parameter	Units	50302027005 Result	MS Spike Conc.	MSD Spike Conc.	MS Result	MSD Result	MS % Rec	MSD % Rec	% Rec Limits	RPD	Max RPD	Qual
Phosphate as P04	mg/L	ND			1.6	1.5				4		

Results presented on this page are in the units indicated by the "Units" column except where an alternate unit is presented to the right of the result.

REPORT OF LABORATORY ANALYSIS

This report shall not be reproduced, except in full,
without the written consent of Pace Analytical Services, LLC.

Pace Analytical Services, LLC
7726 Moller Road
Indianapolis, IN 46268
(317)228-3100

QUALITY CONTROL DATA

Project: Harding St Profile 1 Report 2
Pace Project No.: 50301920

QC Batch: 650224 — Analysis Method: SM 5310C
QC Batch Method: SM 5310C — Analysis Description: 5310C Total Organic Carbon
Laboratory: Pace Analytical Services - Indianapolis
Associated Lab Samples: 50301920001, 50301920002, 50301920003, 50301920004, 50301920005, 50301920006, 50301920007, 50301920008, 50301920009, 50301920010, 50301920011

METHOD BLANK: 2997050 — Matrix: Water
Associated Lab Samples: 50301920001, 50301920002, 50301920003, 50301920004, 50301920005, 50301920006, 50301920007, 50301920008, 50301920009, 50301920010, 50301920011

Parameter	Units	Blank Result	Reporting Limit	Analyzed	Qualifiers
Total Organic Carbon	mg/L	ND	1.0	11/13/21 12:29	

LABORATORY CONTROL SAMPLE: 2997051

Parameter	Units	Spike Conc.	LCS Result	LCS % Rec	% Rec Limits	Qualifiers
Total Organic Carbon	mg/L	10	10.4	104	90-110	

MATRIX SPIKE & MATRIX SPIKE DUPLICATE: 2997052 2997053

Parameter	Units	50301920007 Result	MS Spike Conc.	MSD Spike Conc.	MS Result	MSD Result	MS % Rec	MSD % Rec	% Rec Limits	RPD	Max RPD	Qual
Total Organic Carbon	mg/L	1.8	10	10	11.9	12.2	101	103	80-120	2	20	

MATRIX SPIKE SAMPLE: 2997054

Parameter	Units	50301927003 Result	Spike Conc.	MS Result	MS % Rec	% Rec Limits	Qualifiers
Total Organic Carbon	mg/L	2.3	10	12.8	105	80-120	

Results presented on this page are in the units indicated by the "Units" column except where an alternate unit is presented to the right of the result.

REPORT OF LABORATORY ANALYSIS

This report shall not be reproduced, except in full,
without the written consent of Pace Analytical Services, LLC.

Pace Analytical Services, LLC
7726 Moller Road
Indianapolis, IN 46268
(317)228-3100

QUALITY CONTROL DATA

Project: Harding St Profile 1 Report 2
Pace Project No.: 50301920

QC Batch: 650223
QC Batch Method: SM 5310C
Analysis Method: SM 5310C
Analysis Description: 5310C Dissolved Organic Carbon
Laboratory: Pace Analytical Services - Indianapolis
Associated Lab Samples: 50301920001, 50301920002, 50301920003, 50301920004, 50301920005, 50301920006, 50301920007, 50301920008, 50301920009

METHOD BLANK: 2997044 Matrix: Water
Associated Lab Samples: 50301920001, 50301920002, 50301920003, 50301920004, 50301920005, 50301920006, 50301920007, 50301920008, 50301920009

Parameter	Units	Blank Result	Reporting Limit	Analyzed	Qualifiers
Dissolved Organic Carbon	mg/L	ND	1.0	11/16/21 01:24	

LABORATORY CONTROL SAMPLE: 2997045

Parameter	Units	Spike Conc.	LCS Result	LCS % Rec	% Rec Limits	Qualifiers
Dissolved Organic Carbon	mg/L	10	9.7	97	90-110	

MATRIX SPIKE & MATRIX SPIKE DUPLICATE: 2997046 2997047

Parameter	Units	50301767002 Result	MS Spike Conc.	MSD Spike Conc.	MS Result	MSD Result	MS % Rec	MSD % Rec	% Rec Limits	RPD	Max RPD	Qual
Dissolved Organic Carbon	mg/L	0.46J	10	10	10.3	10.5	99	100	80-120	1	20	

MATRIX SPIKE & MATRIX SPIKE DUPLICATE: 2997048 2997049

Parameter	Units	50301769006 Result	MS Spike Conc.	MSD Spike Conc.	MS Result	MSD Result	MS % Rec	MSD % Rec	% Rec Limits	RPD	Max RPD	Qual
Dissolved Organic Carbon	mg/L	17.3	10	10	26.3	27.0	89	96	80-120	3	20	

Results presented on this page are in the units indicated by the "Units" column except where an alternate unit is presented to the right of the result.

REPORT OF LABORATORY ANALYSIS

This report shall not be reproduced, except in full,
without the written consent of Pace Analytical Services, LLC.

Pace Analytical Services, LLC
7726 Moller Road
Indianapolis, IN 46268
(317)228-3100

QUALITY CONTROL DATA

Project: Harding St Profile 1 Report 2
Pace Project No.: 50301920

QC Batch: 650521
QC Batch Method: SM 5310C
Analysis Method: SM 5310C
Analysis Description: 5310C Dissolved Organic Carbon
Laboratory: Pace Analytical Services - Indianapolis
Associated Lab Samples: 50301920010, 50301920011

METHOD BLANK: 2998289 Matrix: Water
Associated Lab Samples: 50301920010, 50301920011

Parameter	Units	Blank Result	Reporting Limit	Analyzed	Qualifiers
Dissolved Organic Carbon	mg/L	ND	1.0	11/16/21 12:43	

LABORATORY CONTROL SAMPLE: 2998290

Parameter	Units	Spike Conc.	LCS Result	LCS % Rec	% Rec Limits	Qualifiers
Dissolved Organic Carbon	mg/L	10	9.7	97	90-110	

MATRIX SPIKE & MATRIX SPIKE DUPLICATE: 2998291 2998292

Parameter	Units	50301937002 Result	MS Spike Conc.	MSD Spike Conc.	MS Result	MSD Result	MS % Rec	MSD % Rec	% Rec Limits	RPD	Max RPD	Qual
Dissolved Organic Carbon	mg/L	1.6	10	10	11.3	10.8	97	92	80-120	4	20	

MATRIX SPIKE SAMPLE: 2998293

Parameter	Units	50302003002 Result	Spike Conc.	MS Result	MS % Rec	% Rec Limits	Qualifiers
Dissolved Organic Carbon	mg/L	1.3	10	11.1	98	80-120	

Results presented on this page are in the units indicated by the "Units" column except where an alternate unit is presented to the right of the result.

REPORT OF LABORATORY ANALYSIS

This report shall not be reproduced, except in full,
without the written consent of Pace Analytical Services, LLC.

Pace Analytical Services, LLC
7726 Moller Road
Indianapolis, IN 46268
(317)228-3100

ANALYTICAL RESULTS - RADIOCHEMISTRY

Project: Harding St Profile 1 Report 2
Pace Project No.: 50301920

Sample: PZ-100S **Lab ID: 50301920001** Collected: 11/02/21 10:42 Received: 11/03/21 15:20 Matrix: Water
PWS: Site ID: Sample Type:

Parameters	Method	Act ± Unc (MDC) Carr Trac	Units	Analyzed	CAS No.	Qual
	Pace Analytical Services - Greensburg					
Radium-226	EPA 903.1	**0.124 ± 0.514 (0.980) C:NA T:93%**	pCi/L	12/09/21 12:10	13982-63-3	
	Pace Analytical Services - Greensburg					
Radium-228	EPA 904.0	**2.29 ± 0.691 (0.863) C:68% T:83%**	pCi/L	12/09/21 14:51	15262-20-1	
	Pace Analytical Services - Greensburg					
Total Radium	Total Radium Calculation	**2.41 ± 1.21 (1.84)**	pCi/L	12/14/21 13:39	7440-14-4	

This report shall not be reproduced, except in full,
without the written consent of Pace Analytical Services, LLC.

Pace Analytical Services, LLC
7726 Moller Road
Indianapolis, IN 46268
(317)228-3100

ANALYTICAL RESULTS - RADIOCHEMISTRY

Project: Harding St Profile 1 Report 2
Pace Project No.: 50301920

Sample: PZ-100D **Lab ID: 50301920002** Collected: 11/02/21 09:36 Received: 11/03/21 15:20 Matrix: Water
PWS: Site ID: Sample Type:

Parameters	Method	Act ± Unc (MDC) Carr Trac	Units	Analyzed	CAS No.	Qual
	Pace Analytical Services - Greensburg					
Radium-226	EPA 903.1	**0.711 ± 0.597 (0.854) C:NA T:86%**	pCi/L	12/09/21 12:24	13982-63-3	
	Pace Analytical Services - Greensburg					
Radium-228	EPA 904.0	**0.919 ± 0.427 (0.724) C:75% T:92%**	pCi/L	12/09/21 14:51	15262-20-1	
	Pace Analytical Services - Greensburg					
Total Radium	Total Radium Calculation	**1.63 ± 1.02 (1.58)**	pCi/L	12/14/21 13:39	7440-14-4	

REPORT OF LABORATORY ANALYSIS

This report shall not be reproduced, except in full,
without the written consent of Pace Analytical Services, LLC.

Pace Analytical Services, LLC
7726 Moller Road
Indianapolis, IN 46268
(317)228-3100

ANALYTICAL RESULTS - RADIOCHEMISTRY

Project: Harding St Profile 1 Report 2
Pace Project No.: 50301920

Sample: PZ-101S **Lab ID: 50301920003** Collected: 11/02/21 12:33 Received: 11/03/21 15:20 Matrix: Water
PWS: Site ID: Sample Type:

Parameters	Method	Act ± Unc (MDC) Carr Trac	Units	Analyzed	CAS No.	Qual
	Pace Analytical Services - Greensburg					
Radium-226	EPA 903.1	**0.434 ± 0.532 (0.874) C:NA T:90%**	pCi/L	12/09/21 12:24	13982-63-3	
	Pace Analytical Services - Greensburg					
Radium-228	EPA 904.0	**0.762 ± 0.520 (1.02) C:73% T:85%**	pCi/L	12/09/21 14:51	15262-20-1	
	Pace Analytical Services - Greensburg					
Total Radium	Total Radium Calculation	**1.20 ± 1.05 (1.89)**	pCi/L	12/14/21 13:39	7440-14-4	

REPORT OF LABORATORY ANALYSIS

This report shall not be reproduced, except in full,
without the written consent of Pace Analytical Services, LLC.

Pace Analytical Services, LLC
7726 Moller Road
Indianapolis, IN 46268
(317)228-3100

ANALYTICAL RESULTS - RADIOCHEMISTRY

Project: Harding St Profile 1 Report 2
Pace Project No.: 50301920

Sample: PZ-101D **Lab ID: 50301920004** Collected: 11/02/21 13:34 Received: 11/03/21 15:20 Matrix: Water
PWS: Site ID: Sample Type:

Parameters	Method	Act ± Unc (MDC) Carr Trac	Units	Analyzed	CAS No.	Qual
	Pace Analytical Services - Greensburg					
Radium-226	EPA 903.1	**0.185 ± 0.364 (0.665) C:NA T:92%**	pCi/L	12/09/21 12:24	13982-63-3	
	Pace Analytical Services - Greensburg					
Radium-228	EPA 904.0	**0.872 ± 0.439 (0.781) C:73% T:93%**	pCi/L	12/09/21 14:51	15262-20-1	
	Pace Analytical Services - Greensburg					
Total Radium	Total Radium Calculation	**1.06 ± 0.803 (1.45)**	pCi/L	12/14/21 13:39	7440-14-4	

This report shall not be reproduced, except in full,
without the written consent of Pace Analytical Services, LLC.

Pace Analytical Services, LLC
7726 Moller Road
Indianapolis, IN 46268
(317)228-3100

ANALYTICAL RESULTS - RADIOCHEMISTRY

Project: Harding St Profile 1 Report 2
Pace Project No.: 50301920

Sample: MW-104D **Lab ID: 50301920005** Collected: 11/02/21 14:56 Received: 11/03/21 15:20 Matrix: Water
PWS: Site ID: Sample Type:

Parameters	Method	Act ± Unc (MDC) Carr Trac	Units	Analyzed	CAS No.	Qual
	Pace Analytical Services - Greensburg					
Radium-226	EPA 903.1	**0.213 ± 0.369 (0.660) C:NA T:89%**	pCi/L	12/09/21 12:24	13982-63-3	
	Pace Analytical Services - Greensburg					
Radium-228	EPA 904.0	**-0.0312 ± 0.330 (0.775) C:75% T:85%**	pCi/L	12/09/21 14:51	15262-20-1	
	Pace Analytical Services - Greensburg					
Total Radium	Total Radium Calculation	**0.213 ± 0.699 (1.44)**	pCi/L	12/14/21 13:39	7440-14-4	

REPORT OF LABORATORY ANALYSIS

This report shall not be reproduced, except in full,
without the written consent of Pace Analytical Services, LLC.

Pace Analytical Services, LLC
7726 Moller Road
Indianapolis, IN 46268
(317)228-3100

ANALYTICAL RESULTS - RADIOCHEMISTRY

Project: Harding St Profile 1 Report 2
Pace Project No.: 50301920

Sample: MW-105S **Lab ID: 50301920006** Collected: 11/02/21 14:17 Received: 11/03/21 15:20 Matrix: Water
PWS: Site ID: Sample Type:

Parameters	Method	Act ± Unc (MDC) Carr Trac	Units	Analyzed	CAS No.	Qual
	Pace Analytical Services - Greensburg					
Radium-226	EPA 903.1	**0.648 ± 0.544 (0.779) C:NA T:87%**	pCi/L	12/09/21 12:24	13982-63-3	
	Pace Analytical Services - Greensburg					
Radium-228	EPA 904.0	**1.22 ± 0.486 (0.767) C:76% T:90%**	pCi/L	12/09/21 14:51	15262-20-1	
	Pace Analytical Services - Greensburg					
Total Radium	Total Radium Calculation	**1.87 ± 1.03 (1.55)**	pCi/L	12/14/21 13:39	7440-14-4	

This report shall not be reproduced, except in full,
without the written consent of Pace Analytical Services, LLC.

Pace Analytical Services, LLC
7726 Moller Road
Indianapolis, IN 46268
(317)228-3100

ANALYTICAL RESULTS - RADIOCHEMISTRY

Project: Harding St Profile 1 Report 2
Pace Project No.: 50301920

Sample: MW-105I **Lab ID: 50301920007** Collected: 11/02/21 16:15 Received: 11/03/21 15:20 Matrix: Water
PWS: Site ID: Sample Type:

Parameters	Method	Act ± Unc (MDC) Carr Trac	Units	Analyzed	CAS No.	Qual
	Pace Analytical Services - Greensburg					
Radium-226	EPA 903.1	**1.02 ± 0.701 (0.957) C:NA T:84%**	pCi/L	12/09/21 12:24	13982-63-3	
	Pace Analytical Services - Greensburg					
Radium-228	EPA 904.0	**1.18 ± 0.529 (0.903) C:75% T:85%**	pCi/L	12/09/21 14:51	15262-20-1	
	Pace Analytical Services - Greensburg					
Total Radium	Total Radium Calculation	**2.20 ± 1.23 (1.86)**	pCi/L	12/14/21 13:39	7440-14-4	

This report shall not be reproduced, except in full,
without the written consent of Pace Analytical Services, LLC.

Pace Analytical Services, LLC
7726 Moller Road
Indianapolis, IN 46268
(317)228-3100

ANALYTICAL RESULTS - RADIOCHEMISTRY

Project: Harding St Profile 1 Report 2
Pace Project No.: 50301920

Sample: MW-108S **Lab ID: 50301920008** Collected: 11/02/21 10:15 Received: 11/03/21 15:20 Matrix: Water
PWS: Site ID: Sample Type:

Parameters	Method	Act ± Unc (MDC) Carr Trac	Units	Analyzed	CAS No.	Qual
	Pace Analytical Services - Greensburg					
Radium-226	EPA 903.1	**0.0646 ± 0.420 (0.847) C:NA T:92%**	pCi/L	12/09/21 12:24	13982-63-3	
	Pace Analytical Services - Greensburg					
Radium-228	EPA 904.0	**0.636 ± 0.451 (0.880) C:69% T:86%**	pCi/L	12/09/21 14:51	15262-20-1	
	Pace Analytical Services - Greensburg					
Total Radium	Total Radium Calculation	**0.701 ± 0.871 (1.73)**	pCi/L	12/14/21 13:39	7440-14-4	

This report shall not be reproduced, except in full,
without the written consent of Pace Analytical Services, LLC.

Pace Analytical Services, LLC
7726 Moller Road
Indianapolis, IN 46268
(317)228-3100

ANALYTICAL RESULTS - RADIOCHEMISTRY

Project: Harding St Profile 1 Report 2
Pace Project No.: 50301920

Sample: MW-108D **Lab ID: 50301920009** Collected: 11/02/21 11:50 Received: 11/03/21 15:20 Matrix: Water
PWS: Site ID: Sample Type:

Parameters	Method	Act ± Unc (MDC) Carr Trac	Units	Analyzed	CAS No.	Qual
	Pace Analytical Services - Greensburg					
Radium-226	EPA 903.1	**0.321 ± 0.520 (0.905) C:NA T:92%**	pCi/L	12/09/21 12:24	13982-63-3	
	Pace Analytical Services - Greensburg					
Radium-228	EPA 904.0	**0.291 ± 0.412 (0.884) C:70% T:82%**	pCi/L	12/09/21 14:51	15262-20-1	
	Pace Analytical Services - Greensburg					
Total Radium	Total Radium Calculation	**0.612 ± 0.932 (1.79)**	pCi/L	12/14/21 13:39	7440-14-4	

This report shall not be reproduced, except in full,
without the written consent of Pace Analytical Services, LLC.

Pace Analytical Services, LLC
7726 Moller Road
Indianapolis, IN 46268
(317)228-3100

ANALYTICAL RESULTS - RADIOCHEMISTRY

Project: Harding St Profile 1 Report 2
Pace Project No.: 50301920

Sample: DUP 3 **Lab ID: 50301920010** Collected: 11/02/21 08:00 Received: 11/03/21 15:20 Matrix: Water
PWS: Site ID: Sample Type:

Parameters	Method	Act ± Unc (MDC) Carr Trac	Units	Analyzed	CAS No.	Qual
	Pace Analytical Services - Greensburg					
Radium-226	EPA 903.1	**0.441 ± 0.413 (0.585) C:NA T:89%**	pCi/L	12/09/21 12:40	13982-63-3	
	Pace Analytical Services - Greensburg					
Radium-228	EPA 904.0	**0.839 ± 0.400 (0.677) C:75% T:89%**	pCi/L	12/09/21 14:52	15262-20-1	
	Pace Analytical Services - Greensburg					
Total Radium	Total Radium Calculation	**1.28 ± 0.813 (1.26)**	pCi/L	12/14/21 13:39	7440-14-4	

This report shall not be reproduced, except in full,
without the written consent of Pace Analytical Services, LLC.

Pace Analytical Services, LLC
7726 Moller Road
Indianapolis, IN 46268
(317)228-3100

ANALYTICAL RESULTS - RADIOCHEMISTRY

Project: Harding St Profile 1 Report 2
Pace Project No.: 50301920

Sample: DUP 4 **Lab ID: 50301920011** Collected: 11/02/21 00:00 Received: 11/03/21 15:20 Matrix: Water
PWS: Site ID: Sample Type:

Parameters	Method	Act ± Unc (MDC) Carr Trac	Units	Analyzed	CAS No.	Qual
	Pace Analytical Services - Greensburg					
Radium-226	EPA 903.1	**0.195 ± 0.337 (0.603) C:NA T:94%**	pCi/L	12/09/21 12:40	13982-63-3	
	Pace Analytical Services - Greensburg					
Radium-228	EPA 904.0	**0.906 ± 0.493 (0.919) C:77% T:88%**	pCi/L	12/09/21 14:46	15262-20-1	
	Pace Analytical Services - Greensburg					
Total Radium	Total Radium Calculation	**1.10 ± 0.830 (1.52)**	pCi/L	12/14/21 13:39	7440-14-4	

This report shall not be reproduced, except in full,
without the written consent of Pace Analytical Services, LLC.

Pace Analytical Services, LLC
7726 Moller Road
Indianapolis, IN 46268
(317)228-3100

QUALITY CONTROL - RADIOCHEMISTRY

Project: Harding St Profile 1 Report 2
Pace Project No.: 50301920

QC Batch: 473880 Analysis Method: EPA 903.1
QC Batch Method: EPA 903.1 Analysis Description: 903.1 Radium-226
Laboratory: Pace Analytical Services - Greensburg
Associated Lab Samples: 50301920001, 50301920002, 50301920003, 50301920004, 50301920005, 50301920006, 50301920007, 50301920008, 50301920009, 50301920010, 50301920011

METHOD BLANK: 2289233 Matrix: Water
Associated Lab Samples: 50301920001, 50301920002, 50301920003, 50301920004, 50301920005, 50301920006, 50301920007, 50301920008, 50301920009, 50301920010, 50301920011

Parameter	Act ± Unc (MDC) Carr Trac	Units	Analyzed	Qualifiers
Radium-226	0.0520 ± 0.338 (0.682) C:NA T:89%	pCi/L	12/09/21 12:10	

Results presented on this page are in the units indicated by the "Units" column except where an alternate unit is presented to the right of the result.

REPORT OF LABORATORY ANALYSIS

This report shall not be reproduced, except in full,
without the written consent of Pace Analytical Services, LLC.

Pace Analytical Services, LLC
7726 Moller Road
Indianapolis, IN 46268
(317)228-3100

QUALITY CONTROL - RADIOCHEMISTRY

Project: Harding St Profile 1 Report 2
Pace Project No.: 50301920

QC Batch: 473881
QC Batch Method: EPA 904.0
Analysis Method: EPA 904.0
Analysis Description: 904.0 Radium 228
Laboratory: Pace Analytical Services - Greensburg
Associated Lab Samples: 50301920001, 50301920002, 50301920003, 50301920004, 50301920005, 50301920006, 50301920007, 50301920008, 50301920009, 50301920010, 50301920011

METHOD BLANK: 2289234 Matrix: Water
Associated Lab Samples: 50301920001, 50301920002, 50301920003, 50301920004, 50301920005, 50301920006, 50301920007, 50301920008, 50301920009, 50301920010, 50301920011

Parameter	Act ± Unc (MDC) Carr Trac	Units	Analyzed	Qualifiers
Radium-228	0.597 ± 0.344 (0.619) C:69% T:87%	pCi/L	12/09/21 11:47	

Results presented on this page are in the units indicated by the "Units" column except where an alternate unit is presented to the right of the result.

REPORT OF LABORATORY ANALYSIS

This report shall not be reproduced, except in full,
without the written consent of Pace Analytical Services, LLC.

Pace Analytical Services, LLC
7726 Moller Road
Indianapolis, IN 46268
(317)228-3100

QUALIFIERS

Project: Harding St Profile 1 Report 2
Pace Project No.: 50301920

DEFINITIONS

DF - Dilution Factor, if reported, represents the factor applied to the reported data due to dilution of the sample aliquot.

ND - Not Detected at or above adjusted reporting limit.

TNTC - Too Numerous To Count

J - Estimated concentration above the adjusted method detection limit and below the adjusted reporting limit.

MDL - Adjusted Method Detection Limit.

PQL - Practical Quantitation Limit.

RL - Reporting Limit - The lowest concentration value that meets project requirements for quantitative data with known precision and bias for a specific analyte in a specific matrix.

S - Surrogate

1,2-Diphenylhydrazine decomposes to and cannot be separated from Azobenzene using Method 8270. The result for each analyte is a combined concentration.

Consistent with EPA guidelines, unrounded data are displayed and have been used to calculate % recovery and RPD values.

LCS(D) - Laboratory Control Sample (Duplicate)

MS(D) - Matrix Spike (Duplicate)

DUP - Sample Duplicate

RPD - Relative Percent Difference

NC - Not Calculable.

SG - Silica Gel - Clean-Up

U - Indicates the compound was analyzed for, but not detected.

N-Nitrosodiphenylamine decomposes and cannot be separated from Diphenylamine using Method 8270. The result reported for each analyte is a combined concentration.

Reported results are not rounded until the final step prior to reporting. Therefore, calculated parameters that are typically reported as "Total" may vary slightly from the sum of the reported component parameters.

Act - Activity

Unc - Uncertainty: SDWA = 1.96 sigma count uncertainty, all other matrices = Expanded Uncertainty (95% confidence interval). Gamma Spec = Expanded Uncertainty (95.4% Confidence Interval)

(MDC) - Minimum Detectable Concentration

Trac - Tracer Recovery (%)

Carr - Carrier Recovery (%)

Pace Analytical is TNI accredited. Contact your Pace PM for the current list of accredited analytes.

TNI - The NELAC Institute.

ANALYTE QUALIFIERS

H3	Sample was received or analysis requested beyond the recognized method holding time.
M0	Matrix spike recovery and/or matrix spike duplicate recovery was outside laboratory control limits.
M3	Matrix spike recovery was outside laboratory control limits due to matrix interferences.
N2	The lab does not hold NELAC/TNI accreditation for this parameter but other accreditations/certifications may apply. A complete list of accreditations/certifications is available upon request.
P6	Matrix spike recovery was outside laboratory control limits due to a parent sample concentration notably higher than the spike level.

This report shall not be reproduced, except in full,
without the written consent of Pace Analytical Services, LLC.

Pace Analytical Services, LLC
7726 Moller Road
Indianapolis, IN 46268
(317)228-3100

QUALITY CONTROL DATA CROSS REFERENCE TABLE

Project: Harding St Profile 1 Report 2
Pace Project No.: 50301920

Lab ID	Sample ID	QC Batch Method	QC Batch	Analytical Method	Analytical Batch
50301920001	PZ-100S	EPA 9056	648602		
50301920002	PZ-100D	EPA 9056	648602		
50301920003	PZ-101S	EPA 9056	648602		
50301920004	PZ-101D	EPA 9056	648602		
50301920005	MW-104D	EPA 9056	648602		
50301920006	MW-105S	EPA 9056	648602		
50301920007	MW-105I	EPA 9056	648602		
50301920008	MW-108S	EPA 9056	648602		
50301920009	MW-108D	EPA 9056	648602		
50301920010	DUP 3	EPA 9056	648602		
50301920011	DUP 4	EPA 9056	648602		
50301920001	PZ-100S	EPA 3010	648877	EPA 6010	650421
50301920002	PZ-100D	EPA 3010	648877	EPA 6010	650421
50301920003	PZ-101S	EPA 3010	648877	EPA 6010	650421
50301920004	PZ-101D	EPA 3010	648877	EPA 6010	650421
50301920005	MW-104D	EPA 3010	648877	EPA 6010	650421
50301920006	MW-105S	EPA 3010	648877	EPA 6010	650421
50301920007	MW-105I	EPA 3010	648877	EPA 6010	650421
50301920008	MW-108S	EPA 3010	648877	EPA 6010	650421
50301920009	MW-108D	EPA 3010	648877	EPA 6010	650421
50301920010	DUP 3	EPA 3010	648877	EPA 6010	650421
50301920011	DUP 4	EPA 3010	648877	EPA 6010	650421
50301920001	PZ-100S	EPA 3010	648526	EPA 6010	650253
50301920002	PZ-100D	EPA 3010	648526	EPA 6010	650253
50301920003	PZ-101S	EPA 3010	648526	EPA 6010	650253
50301920004	PZ-101D	EPA 3010	648526	EPA 6010	650253
50301920005	MW-104D	EPA 3010	648526	EPA 6010	650253
50301920006	MW-105S	EPA 3010	648526	EPA 6010	650253
50301920007	MW-105I	EPA 3010	648526	EPA 6010	650253
50301920008	MW-108S	EPA 3010	648526	EPA 6010	650253
50301920009	MW-108D	EPA 3010	648526	EPA 6010	650253
50301920010	DUP 3	EPA 3010	648526	EPA 6010	650253
50301920011	DUP 4	EPA 3010	648526	EPA 6010	650253
50301920001	PZ-100S	EPA 200.2	648844	EPA 6020	649020
50301920002	PZ-100D	EPA 200.2	648844	EPA 6020	649020
50301920003	PZ-101S	EPA 200.2	648844	EPA 6020	649020
50301920004	PZ-101D	EPA 200.2	648844	EPA 6020	649020
50301920005	MW-104D	EPA 200.2	648844	EPA 6020	649020
50301920006	MW-105S	EPA 200.2	648844	EPA 6020	649020
50301920007	MW-105I	EPA 200.2	648844	EPA 6020	649020
50301920008	MW-108S	EPA 200.2	648844	EPA 6020	649020
50301920009	MW-108D	EPA 200.2	648844	EPA 6020	649020
50301920010	DUP 3	EPA 200.2	648844	EPA 6020	649020
50301920011	DUP 4	EPA 200.2	648844	EPA 6020	649020
50301920001	PZ-100S	EPA 903.1	473880		
50301920002	PZ-100D	EPA 903.1	473880		
50301920003	PZ-101S	EPA 903.1	473880		

REPORT OF LABORATORY ANALYSIS

This report shall not be reproduced, except in full,
without the written consent of Pace Analytical Services, LLC.

Pace Analytical Services, LLC
7726 Moller Road
Indianapolis, IN 46268
(317)228-3100

QUALITY CONTROL DATA CROSS REFERENCE TABLE

Project: Harding St Profile 1 Report 2
Pace Project No.: 50301920

Lab ID	Sample ID	QC Batch Method	QC Batch	Analytical Method	Analytical Batch
50301920004	PZ-101D	EPA 903.1	473880		
50301920005	MW-104D	EPA 903.1	473880		
50301920006	MW-105S	EPA 903.1	473880		
50301920007	MW-105I	EPA 903.1	473880		
50301920008	MW-108S	EPA 903.1	473880		
50301920009	MW-108D	EPA 903.1	473880		
50301920010	DUP 3	EPA 903.1	473880		
50301920011	DUP 4	EPA 903.1	473880		
50301920001	PZ-100S	EPA 904.0	473881		
50301920002	PZ-100D	EPA 904.0	473881		
50301920003	PZ-101S	EPA 904.0	473881		
50301920004	PZ-101D	EPA 904.0	473881		
50301920005	MW-104D	EPA 904.0	473881		
50301920006	MW-105S	EPA 904.0	473881		
50301920007	MW-105I	EPA 904.0	473881		
50301920008	MW-108S	EPA 904.0	473881		
50301920009	MW-108D	EPA 904.0	473881		
50301920010	DUP 3	EPA 904.0	473881		
50301920011	DUP 4	EPA 904.0	473881		
50301920001	PZ-100S	Total Radium Calculation	476250		
50301920002	PZ-100D	Total Radium Calculation	476250		
50301920003	PZ-101S	Total Radium Calculation	476250		
50301920004	PZ-101D	Total Radium Calculation	476250		
50301920005	MW-104D	Total Radium Calculation	476250		
50301920006	MW-105S	Total Radium Calculation	476250		
50301920007	MW-105I	Total Radium Calculation	476250		
50301920008	MW-108S	Total Radium Calculation	476250		
50301920009	MW-108D	Total Radium Calculation	476250		
50301920010	DUP 3	Total Radium Calculation	476250		
50301920011	DUP 4	Total Radium Calculation	476250		
50301920001	PZ-100S	SM 2320B	649249		
50301920002	PZ-100D	SM 2320B	649249		
50301920003	PZ-101S	SM 2320B	649249		
50301920004	PZ-101D	SM 2320B	649249		
50301920005	MW-104D	SM 2320B	649249		
50301920006	MW-105S	SM 2320B	649249		
50301920007	MW-105I	SM 2320B	649249		
50301920008	MW-108S	SM 2320B	649249		
50301920009	MW-108D	SM 2320B	649249		
50301920010	DUP 3	SM 2320B	649249		
50301920011	DUP 4	SM 2320B	649249		
50301920001	PZ-100S	SM 2540C	648795		
50301920002	PZ-100D	SM 2540C	648795		
50301920003	PZ-101S	SM 2540C	648797		
50301920004	PZ-101D	SM 2540C	648797		
50301920005	MW-104D	SM 2540C	648797		

REPORT OF LABORATORY ANALYSIS

This report shall not be reproduced, except in full,
without the written consent of Pace Analytical Services, LLC.

Pace Analytical Services, LLC
7726 Moller Road
Indianapolis, IN 46268
(317)228-3100

QUALITY CONTROL DATA CROSS REFERENCE TABLE

Project: Harding St Profile 1 Report 2
Pace Project No.: 50301920

Lab ID	Sample ID	QC Batch Method	QC Batch	Analytical Method	Analytical Batch
50301920006	MW-105S	SM 2540C	648797		
50301920007	MW-105I	SM 2540C	648797		
50301920008	MW-108S	SM 2540C	648797		
50301920009	MW-108D	SM 2540C	648797		
50301920010	DUP 3	SM 2540C	648797		
50301920011	DUP 4	SM 2540C	648797		
50301920001	PZ-100S	SM 4500-H+B	649358		
50301920002	PZ-100D	SM 4500-H+B	649358		
50301920003	PZ-101S	SM 4500-H+B	649358		
50301920004	PZ-101D	SM 4500-H+B	649358		
50301920005	MW-104D	SM 4500-H+B	649358		
50301920006	MW-105S	SM 4500-H+B	649358		
50301920007	MW-105I	SM 4500-H+B	649358		
50301920008	MW-108S	SM 4500-H+B	649358		
50301920009	MW-108D	SM 4500-H+B	649358		
50301920010	DUP 3	SM 4500-H+B	649358		
50301920011	DUP 4	SM 4500-H+B	649358		
50301920001	PZ-100S	SM 4500-S2-D	648870		
50301920002	PZ-100D	SM 4500-S2-D	648870		
50301920003	PZ-101S	SM 4500-S2-D	648870		
50301920004	PZ-101D	SM 4500-S2-D	648870		
50301920005	MW-104D	SM 4500-S2-D	648870		
50301920006	MW-105S	SM 4500-S2-D	648870		
50301920007	MW-105I	SM 4500-S2-D	648870		
50301920008	MW-108S	SM 4500-S2-D	648870		
50301920009	MW-108D	SM 4500-S2-D	648870		
50301920010	DUP 3	SM 4500-S2-D	648870		
50301920011	DUP 4	SM 4500-S2-D	648870		
50301920001	PZ-100S	EPA 353.2	648555		
50301920002	PZ-100D	EPA 353.2	648555		
50301920003	PZ-101S	EPA 353.2	648555		
50301920004	PZ-101D	EPA 353.2	648555		
50301920005	MW-104D	EPA 353.2	648555		
50301920006	MW-105S	EPA 353.2	648555		
50301920007	MW-105I	EPA 353.2	648555		
50301920008	MW-108S	EPA 353.2	648555		
50301920009	MW-108D	EPA 353.2	648555		
50301920010	DUP 3	EPA 353.2	648555		
50301920011	DUP 4	EPA 353.2	648555		
50301920001	PZ-100S	EPA 365.1	649944	EPA 365.1	650200
50301920002	PZ-100D	EPA 365.1	649944	EPA 365.1	650200
50301920003	PZ-101S	EPA 365.1	649944	EPA 365.1	650200
50301920004	PZ-101D	EPA 365.1	649944	EPA 365.1	650200
50301920005	MW-104D	EPA 365.1	650186	EPA 365.1	651015
50301920006	MW-105S	EPA 365.1	649946	EPA 365.1	650211
50301920007	MW-105I	EPA 365.1	649946	EPA 365.1	650211

This report shall not be reproduced, except in full,
without the written consent of Pace Analytical Services, LLC.

Pace Analytical Services, LLC
7726 Moller Road
Indianapolis, IN 46268
(317)228-3100

QUALITY CONTROL DATA CROSS REFERENCE TABLE

Project: Harding St Profile 1 Report 2
Pace Project No.: 50301920

Lab ID	Sample ID	QC Batch Method	QC Batch	Analytical Method	Analytical Batch
50301920008	**MW-108S**	EPA 365.1	649946	EPA 365.1	650211
50301920009	**MW-108D**	EPA 365.1	649946	EPA 365.1	650211
50301920010	**DUP 3**	EPA 365.1	649946	EPA 365.1	650211
50301920011	**DUP 4**	EPA 365.1	649946	EPA 365.1	650211
50301920001	**PZ-100S**	SM 5310C	650224		
50301920002	**PZ-100D**	SM 5310C	650224		
50301920003	**PZ-101S**	SM 5310C	650224		
50301920004	**PZ-101D**	SM 5310C	650224		
50301920005	**MW-104D**	SM 5310C	650224		
50301920006	**MW-105S**	SM 5310C	650224		
50301920007	**MW-105I**	SM 5310C	650224		
50301920008	**MW-108S**	SM 5310C	650224		
50301920009	**MW-108D**	SM 5310C	650224		
50301920010	**DUP 3**	SM 5310C	650224		
50301920011	**DUP 4**	SM 5310C	650224		
50301920001	**PZ-100S**	SM 5310C	650223		
50301920002	**PZ-100D**	SM 5310C	650223		
50301920003	**PZ-101S**	SM 5310C	650223		
50301920004	**PZ-101D**	SM 5310C	650223		
50301920005	**MW-104D**	SM 5310C	650223		
50301920006	**MW-105S**	SM 5310C	650223		
50301920007	**MW-105I**	SM 5310C	650223		
50301920008	**MW-108S**	SM 5310C	650223		
50301920009	**MW-108D**	SM 5310C	650223		
50301920010	**DUP 3**	SM 5310C	650521		
50301920011	**DUP 4**	SM 5310C	650521		

This report shall not be reproduced, except in full,
without the written consent of Pace Analytical Services, LLC.

(2)

WO# : 50301920

50301920

Pace Analytical
WWW.PACELABS.COM

CHAIN-OF-CUSTODY / Analytical Request D

The Chain-of-Custody is a LEGAL DOCUMENT. All relevant fields m

Submitting a sample via this chain of custody constitutes acknowledgment and acceptance of the Pace Terms and Conditions found at https://info.pac

Section A Required Client Information:	Section B Required Project Information:	Section C Invoice Information:
Company: ATC Group Services	Report To: Mark Breting	Attention:
Address: 7988 Centerpoint Drive	Copy To:	Company Name:
Indianapolis, IN 46256		Address:
Email: mark.breting@atcgs.com	Purchase Order #:	Pace Quote:
Phone: NONE Fax:	Project Name: Harding Street Profile 1 Report 2	Pace Project Manager: hayden.putt@pacelabs.com,
Requested Due Date:	Project #:	Pace Profile #: 6246 Line 30

Regulatory Agency: State / Location: IN

Requested Analysis Filtered (Y/N)

ITEM #	SAMPLE ID One Character per box. (A-Z, 0-9 / , -) Sample Ids must be unique MATRIX: Drinking Water DW, Water WT, Waste Water WW, Product P, Soil/Solid SL, Oil OL, Wipe WP, Air AR, Other OT, Tissue TS	MATRIX CODE (see valid codes to left)	SAMPLE TYPE (G=GRAB C=COMP)	COLLECTED START DATE	COLLECTED START TIME	COLLECTED END DATE	COLLECTED END TIME	SAMPLE TEMP AT COLLECTION	# OF CONTAINERS	Preservatives: Unpreserved	H2SO4	HNO3	HCl	NaOH + ZnAcetate	Na2S2O3	Methanol	Other	Analyses Test Y/N	TDS/ NO3,NO2-Wet	(Cl, F, SO4) by IC	Metals, Total*	Metals Diss. Field Filtered** Y	Rad-228	Rad-226	Alkalinity, Ferrous Iron, pH	TOC by 5310C Y	DOC by 5310C	Sulfide	Phosphate	Residual Chlorine (Y/N)	
1	M-4	WT							11	3	3	4		1				X	X	X	X	X	X	X	X	X	X	X		
2	PZ-100S	WT				11/2/21	1042		11	3	3	4		1				X	X	X	X	X	X	X	X	X	X	X		001
3	PZ-100D	WT				11/2/21	0936		11	3	3	4		1				X	X	X	X	X	X	X	X	X	X	X		002
4	PZ-101S	WT				11/2/21	1233		11	3	3	4		1				X	X	X	X	X	X	X	X	X	X	X		003
5	PZ-101D	WT				11/2/21	1334		11	3	3	4		1				X	X	X	X	X	X	X	X	X	X	X		004
6	MW-102S	WT							11	3	3	4		1				X	X	X	X	X	X	X	X	X	X	X		
7	MW-102D	WT							11	3	3	4		1				X	X	X	X	X	X	X	X	X	X	X		
8	MW-103S	WT							11	3	3	4		1				X	X	X	X	X	X	X	X	X	X	X		
9	MW-103I	WT							11	3	3	4		1				X	X	X	X	X	X	X	X	X	X	X		
10	MW-103D	WT							11	3	3	4		1				X	X	X	X	X	X	X	X	X	X	X		
11	MW-104S	WT							11	3	3	4		1				X	X	X	X	X	X	X	X	X	X	X		
12	MW-104D	WT				11/2/21	1456		11	3	3	4		1				X	X	X	X	X	X	X	X	X	X	X		005

	RELINQUISHED BY / AFFILIATION	DATE	TIME	ACCEPTED BY / AFFILIATION	DATE	TIME	SAMPLE CONDITIONS			
* Metals: 6010 (Al, Ba, B, Cd, Cr, Fe, Pb, Mn, Mo, Ca, Mg, Na, K, Li, SiO2)	Mark Breting/ATCGS	11/3/21	0650		11/3	1420				
6020 (Co, As, Se, Sb)		11/3/21	1520	JC	11/3/21	1520		see	scur	
** Dissolved FF 6010 (Mo, Mn)										
Alkalinity = (Total , Bicarb & Carb)										

SAMPLER NAME AND SIGNATURE

PRINT Name of SAMPLER: MARK BRETING

SIGNATURE of SAMPLER: Mark Breting DATE Signed: 11/2/21

TEMP in C	Received on Ice (Y/N)	Custody Sealed Cooler (Y/N)	Samples Intact (Y/N)

(3)

Pace Analytical
WWW.PACELABS.COM

CHAIN-OF-CUSTODY / Analytical Request Document

The Chain-of-Custody is a LEGAL DOCUMENT. All relevant fields must be completed accurately.

Submitting a sample via this chain of custody constitutes acknowledgment and acceptance of the Pace Terms and Conditions found at https://info.pacelabs.com/hubfs/pas-standard-terms.pdf.

Section A Required Client Information:		Section B Required Project Information:		Section C Invoice Information:	
Company:	ATC Group Services	Report To:	Mark Breting	Attention:	
Address:	7988 Centerpoint Drive	Copy To:		Company Name:	
	Indianapolis, IN 46256			Address:	
Email:	mark.breting@atcgs.com	Purchase Order #:		Pace Quote:	
Phone:	NONE Fax:	Project Name:	Harding Street Profile 1 Report 2	Pace Project Manager:	hayden.putt@pacelabs.com,
Requested Due Date:		Project #:		Pace Profile #:	6246 Line 30

Regulatory Agency: | State / Location: IN

ITEM #	SAMPLE ID (One Character per box. (A-Z, 0-9 / , -) Sample Ids must be unique)	MATRIX CODE (see valid codes to left)	SAMPLE TYPE (G=GRAB C=COMP)	COLLECTED START DATE	COLLECTED START TIME	COLLECTED END DATE	COLLECTED END TIME	SAMPLE TEMP AT COLLECTION	# OF CONTAINERS	Preservatives: Unpreserved	H2SO4	HNO3	HCl	NaOH + ZnAcetate	Na2S2O3	Methanol	Other	Analysis Test Y/N	Requested Analysis Filtered (Y/N): TDS/ NO3,NO2-Wet	(Cl, F, SO4) by IC	Metals, Total*	Metals Diss. Field Filtered**	Rad-228	Rad-226	Alkalinity, Ferrous Iron, pH	TOC by 5310C	DOC by 5310C	Sulfide	Phosphate		Residual Chlorine (Y/N)	
	MATRIX: Drinking Water DW, Water WT, Waste Water WW, Product P, Soil/Solid SL, Oil OL, Wipe WP, Air AR, Other OT, Tissue TS																		Y						Y						
13	MW-105S	WT		11-2	1417				11	3	3	4		1					X	X	X	X	X	X	X	X	X	X			006
14	MW-105I	WT		11-2	1615				11	3	3	4		1					X	X	X	X	X	X	X	X	X	X			007
15	~~MW-105D~~	WT							11	3	3	4		1					X	X	X	X	X	X	X	X	X	X			
16	~~MW-106S~~	WT							11	3	3	4		1					X	X	X	X	X	X	X	X	X	X			
17	~~MW-106I~~	WT							11	3	3	4		1					X	X	X	X	X	X	X	X	X	X			
18	~~MW-106D~~	WT							11	3	3	4		1					X	X	X	X	X	X	X	X	X	X			
19	~~MW-107S~~	WT							11	3	3	4		1					X	X	X	X	X	X	X	X	X	X			
20	~~MW-107I~~	WT							11	3	3	4		1					X	X	X	X	X	X	X	X	X	X			
21	~~MW-107D~~	WT							11	3	3	4		1					X	X	X	X	X	X	X	X	X	X			
22	MW-108S	WT		11-2	1015				11	3	3	4		1					X	X	X	X	X	X	X	X	X	X			008
23	MW-108D	WT		11-2	1150				11	3	3	4		1					X	X	X	X	X	X	X	X	X	X			009
24	DUP 3	WT		11-2	~				11	3	3	4		1					X	X	X	X	X	X	X	X	X	X			010

ADDITIONAL COMMENTS	RELINQUISHED BY / AFFILIATION	DATE	TIME	ACCEPTED BY / AFFILIATION	DATE	TIME	SAMPLE CONDITIONS
* Metals: 6010 (Al, Ba, B, Cd, Cr, Fe, Pb, Mn, Mo, Ca, Mg, Na, K, Li, SiO2)		11-3-21	0700	pac	11/3/21	1420	
6020 (Co, As, Se, Sb)		11/3/21	1520	JC	11/3/21	1520	See scan
** Dissolved FF 6010 (Mo, Mn)							
Alkalinity = (Total , Bicarb & Carb)							

SAMPLER NAME AND SIGNATURE

PRINT Name of SAMPLER: P. Greg Hopper

SIGNATURE of SAMPLER: [signature] DATE Signed: 11-3-21

TEMP in C	Received on Ice (Y/N)	Custody Sealed Cooler (Y/N)	Samples Intact (Y/N)

(2)

CHAIN-OF-CUSTODY / Analytical Request Document

The Chain-of-Custody is a LEGAL DOCUMENT. All relevant fields must be completed accurately.

Submitting a sample via this chain of custody constitutes acknowledgment and acceptance of the Pace Terms and Conditions found at https://info.pacelabs.com/hubfs/pas-standard-terms.pdf.

Section A Required Client Information:	Section B Required Project Information:	Section C Invoice Information:
Company: ATC Group Services	Report To: Mark Breting	Attention:
Address: 7988 Centerpoint Drive	Copy To:	Company Name:
Indianapolis, IN 46256		Address:
Email: mark.breting@atcgs.com	Purchase Order #:	Pace Quote:
Phone: NONE Fax:	Project Name: Harding Street Profile 1 Report 2	Pace Project Manager: hayden.putt@pacelabs.com,
Requested Due Date:	Project #:	Pace Profile #: 6246 Line 30

SAMPLE ID
One Character per box.
(A-Z, 0-9 / , -)
Sample ids must be unique

MATRIX	CODE
Drinking Water	DW
Water	WT
Waste Water	WW
Product	P
Soil/Solid	SL
Oil	OL
Wipes	WP
Air	AR
Other	OT
Tissue	TS

ITEM #	SAMPLE ID	MATRIX CODE (see valid codes to left)	SAMPLE TYPE (G=GRAB C=COMP)	COLLECTED START DATE	COLLECTED START TIME	COLLECTED END DATE	COLLECTED END TIME	SAMPLE TEMP AT COLLECTION	# OF CONTAINERS	Preservatives: Unpreserved	H2SO4	HNO3	HCl	NaOH + ZnAcetate	Na2S2O3	Methanol	Other	Analysis Test Y/N	TDS/ NO3,NO2-Wet	(Cl, F, SO4) by IC	Metals, Total*	Metals Diss. Field Filtered**	Rad-228	Rad-226	Alkalinity, Ferrous Iron, pH	TOC by 5310C	DOC by 5310C	Sulfide	Phosphate	Residual Chlorine (Y/N)	
																			Y								Y				
25	DUP 4	WT				11/2/21	0000		11	3	3	4		1					X	X	X	X	X	X	X	X	X	X			011
26	Field Blank 2	WT							9	3	2	3		1					X	X	X		X	X	X	X		X	X		
27	MS3	WT							11	3	3	4		1					X	X	X	X	X	X	X	X	X	X	X		
28	MSD3	WT							11	3	3	4		1					X	X	X	X	X	X	X	X	X	X	X		
29	MS4	WT							11	3	3	4		1					X	X	X	X	X	X	X	X	X	X	X		
30	MSD4	WT							11	3	3	4		1					X	X	X	X	X	X	X	X	X	X	X		
31																															
32																															
33																															
34																															
35																															
36																															

	RELINQUISHED BY / AFFILIATION	DATE	TIME	ACCEPTED BY / AFFILIATION	DATE	TIME	SAMPLE CONDITIONS
* Metals: 6010 (Al, Ba, B, Cd, Cr, Fe, Pb, Mn, Mo, Ca, Mg, Na, K, Li, SiO2)	MARK BRETING/ATLAS	11/3/21	0650		11/3	1420	
6020 (Co, As, Se, Sb)		11/3/21	1520		11/3/21	1520	See SCUR
** Dissolved FF 6010 (Mo, Mn)							
Alkalinity = (Total , Bicarb & Carb)							

SAMPLER NAME AND SIGNATURE

PRINT Name of SAMPLER: MARK BRETING

SIGNATURE of SAMPLER: Mark Breting DATE Signed: 11/2/21

TEMP in C	Received on Ice (Y/N)	Custody Sealed Cooler (Y/N)	Samples Intact (Y/N)

Pace Analytical®

SAMPLE CONDITION UPON RECEIPT FORM

Date/Time and Initials of person examining contents: JC 11/3/21 1810

1. **Courier:** ☐ FED EX ☐ UPS ☐ CLIENT ☑ PACE ☐ USPS ☐ OTHER _____

2. **Custody Seal on Cooler/Box Present:** ☐ Yes ☑ No

(If yes)Seals Intact: ☐ Yes ☐ No **(leave blank if no seals were present)**

3. **Thermometer:** 1 2 3 4 5 6 A B C D E F

4. **Cooler Temperature:** #1(2.8/2.9), #2(2.2/1.4), #3(1.9/1.1), #4(3.5/2.7), #5(2.7/1.9), #6(3.6/2.8), #7(2.0/1.2), #8(4.8/4.0), #9(1.7/0.9)
Temp should be above freezing to 6°C **(Initial/Corrected)**

5. **Packing Material:** ☐ Bubble Wrap ☑ Bubble Bags ☐ None ☐ Other _____

6. **Ice Type:** ☑ Wet ☐ Blue ☐ None

7. **If temp. is over 6°C or under 0°C, was the PM notified?:** ☐ Yes ☐ No

All discrepancies will be written out in the comments section below.

	Yes	No
USDA Regulated Soils? (HI, ID, NY, WA, OR,CA, NM, TX, OK, AR, LA, TN, AL, MS, NC, SC, GA, FL, or Puerto Rico)		✓
Short Hold Time Analysis (48 hours or less)? **Analysis:** NO3, NO2	✓	
Time 5035A TC placed in Freezer or Short Holds To Lab 11/4/21	Time: 11/3/21 DMP 1900	
Rush TAT Requested (4 days or less):		✓
Custody Signatures Present?	✓	
Containers Intact?:	✓	
Sample Label (IDs/Dates/Times) Match COC?: Except TCs, which only require sample ID	DMP	✓
Extra labels on Terracore Vials? (soils only)	11/3/21	

	Yes	No	N/A
All containers needing acid/base pres. Have been CHECKED?: **exceptions: VOA, coliform, LLHg, O&G, and any container with a septum cap or preserved with HCl.** **Circle:** **HNO3 (<2) H2SO4 (<2) NaOH (>10) NaOH/ZnAc (>9)** Any ~~non-conformance~~ to pH recommendations ~~will be noted~~ on the container count form	✓		
	Present	Absent	N/A
Residual Chlorine Check (SVOC 625 Pest/PCB 608)			✓
Residual Chlorine Check (Total/Amenable/Free Cyanide)			✓
Headspace Wisconsin Sulfide?			✓
	Present	Absent	No VOA Vials Sent
Headspace in VOA Vials (>6mm): See Containter Count form for details			✓
Trip Blank Present?		✓	
Trip Blank Custody Seals?:			✓

COMMENTS: All containers except the BP3F, and AG3SF received for "MW-105I" labeled as "MW-105D" with dates/times matching MW-105I, BP3F and AG3SF received unmarked, assumed to be with MW-105I.

COC PAGE 1 of 3

Sample Container Count

** Place a RED dot on containers that are out of conformance **

COC Line Item	WGFU	SBS / DI / MeOH (only) / BK / Kit: R	DG9H VG9H	VOA VIAL HS (>6mm)	VG9U	DG9U	VG9T	AG0U	AG1H	AG1U	AG2U	AG3S	AG3SF	AG3C	BP1U	BP1N	BP2U	BP3U	BP3N	BP3F	BP3S	BP3B	BP3Z	CG3H	Syringe Kit			Matrix	HNO3/ H2SO4 pH <2	NaOH/ ZNAc pH >9	NaOH pH>10
1																															
2												2	1			2	1	2	1	1	1		1					WT	✓	✓	
3																															
4																															
5																															
6																															
7																															
8																															
9																															
10																															
11																															
12												2	1			2	1	2	1	1	1		1					WT	✓	✓	

1 DUP 11/3/21

DUP 11/3/21

Container Codes

Glass

DG9H	40mL HCl amber voa vial	BG1T	1L Na Thiosulfate clear glass	BP1B	1L NaOH plastic
DG9P	40mL TSP amber vial	BG1U	1L unpreserved glass	BP1N	1L HNO3 plastic
DG9S	40mL H2SO4 amber vial	BG3H	250mL HCl Clear Glass	BP1S	1L H2SO4 plastic
DG9T	40mL Na Thio amber vial	BG3U	250mL Unpres Clear Glass	BP1U	1L unpreserved plastic
DG9U	40mL unpreserved amber vial	AG0U	100mL unpres amber glass	BP1Z	1L NaOH, Zn, Ac
VG9H	40mL HCl clear vial	AG1H	1L HCl amber glass	BP2N	500mL HNO3 plastic
VG9T	40mL Na Thio. clear vial	AG1S	1L H2SO4 amber glass	BP2C	500mL NaOH plastic
VG9U	40mL unpreserved clear vial	AG1T	1L Na Thiosulfate amber glass	BP2S	500mL H2SO4 plastic
I	40mL w/hexane wipe vial	AG1U	1liter unpres amber glass	BP2U	500mL unpreserved plastic
WGKU	8oz unpreserved clear jar	AG2N	500mL HNO3 amber glass	BP2Z	500mL NaOH, Zn Ac
WGFU	4oz clear soil jar	AG2S	500mL H2SO4 amber glass	BP3B	250mL NaOH plastic
JGFU	4oz unpreserved amber wide	AG2U	500mL unpres amber glass	BP3N	250mL HNO3 plastic
CG3H	250mL clear glass HCl	AG3S	250mL H2SO4 amber glass	BP3F	250mL HNO3 plastic-field filtered
BG1H	1L HCl clear glass	AG3SF	250mL H2SO4 amb glass -field filtered	BP3U	250mL unpreserved plastic
BG1S	1L H2SO4 clear glass	AG3U	250mL unpres amber glass	BP3S	250mL H2SO4 plastic
GN	General	AG3C	250mL NaOH amber glass	BP3Z	250mL NaOH, ZnAc plastic

Plastic / Misc.

BP4U	125mL unpreserved plastic
BP4N	125mL HNO3 plastic
BP4S	125mL H2SO4 plastic

Syringe Kit	LL Cr+6 sampling kit

AF	Air Filter
C	Air Cassettes
R	Terracore kit
SP5T	120mL Coliform Na Thiosulfate
U	Summa Can
ZPLC	Ziploc Bag

WT		Water	
SL		Solid	
NAL	OL	Non-aqueous liquid	Oil
WP		Wipe	

COC PAGE 2 **of** 3

Sample Container Count

SBS
DI
MeOH (only)
BK
Kit

** Place a RED dot on containers that are out of conformance **

COC Line Item	WGFU	R	DG9H VG9H	VOA VIAL HS (>6mm)	VG9U	DG9U	VG9T	AG0U	AG1H	AG1U	AG2U	AG3S	AG3SF	AG3C	BP1U	BP1N	BP2U	BP3U	BP3N	BP3F	BP3S	BP3B	BP3Z	CG3H	Syringe Kit			Matrix	HNO3/ H2SO4 pH <2	NaOH/ ZNAc pH >9	NaOH pH>10
1												2	1			2	1	2	1	1	1		1					WT	✓	✓	
2												2	1			2	1	2	1	1	1		1					WT	✓	✓	
3																															
4																															
5																															
6																															
7																															
8																															
9																															
10												2	1			2	1	2	1	1	1		1					WT	✓	✓	
11												1	1			↓	↓	↓	↓	↓	↓		↓					↓	↓	↓	
12												1	✓			↓	↓	↓	↓	↓	↓		↓					↓	↓	↓	

BMP 10/3/21

Container Codes

Glass

DG9H	40mL HCl amber voa vial	BG1T	1L Na Thiosulfate clear glass
DG9P	40mL TSP amber vial	BG1U	1L unpreserved glass
DG9S	40mL H2SO4 amber vial	BG3H	250mL HCl Clear Glass
DG9T	40mL Na Thio amber vial	BG3U	250mL Unpres Clear Glass
DG9U	40mL unpreserved amber vial	AG0U	100mL unpres amber glass
VG9H	40mL HCl clear vial	AG1H	1L HCl amber glass
VG9T	40mL Na Thio. clear vial	AG1S	1L H2SO4 amber glass
VG9U	40mL unpreserved clear vial	AG1T	1L Na Thiosulfate amber glass
I	40mL w/hexane wipe vial	AG1U	1liter unpres amber glass
WGKU	8oz unpreserved clear jar	AG2N	500mL HNO3 amber glass
WGFU	4oz clear soil jar	AG2S	500mL H2SO4 amber glass
JGFU	4oz unpreserved amber wide	AG2U	500mL unpres amber glass
CG3H	250mL clear glass HCl	AG3S	250mL H2SO4 amber glass
BG1H	1L HCl clear glass	AG3SF	250mL H2SO4 amb glass -field filtered
BG1S	1L H2SO4 clear glass	AG3U	250mL unpres amber glass
GN	General	AG3C	250mL NaOH amber glass

Plastic / Misc.

BP1B	1L NaOH plastic
BP1N	1L HNO3 plastic
BP1S	1L H2SO4 plastic
BP1U	1L unpreserved plastic
BP1Z	1L NaOH, Zn, Ac
BP2N	500mL HNO3 plastic
BP2C	500mL NaOH plastic
BP2S	500mL H2SO4 plastic
BP2U	500mL unpreserved plastic
BP2Z	500mL NaOH, Zn Ac
BP3B	250mL NaOH plastic
BP3N	250mL HNO3 plastic
BP3F	250mL HNO3 plastic-field filtered
BP3U	250mL unpreserved plastic
BP3S	250mL H2SO4 plastic
BP3Z	250mL NaOH, ZnAc plastic
BP4U	125mL unpreserved plastic
BP4N	125mL HNO3 plastic
BP4S	125mL H2SO4 plastic

Syringe Kit	LL Cr+6 sampling kit

AF	Air Filter
C	Air Cassettes
R	Terracore kit
SP5T	120mL Coliform Na Thiosulfate
U	Summa Can
ZPLC	Ziploc Bag

WT		Water	
SL		Solid	
NAL	OL	Non-aqueous liquid	Oil
WP		Wipe	

COC PAGE 3 of 3

Sample Container Count

SBS
DI
MeOH (only)
BK
Kit

** Place a RED dot on containers that are out of conformance **

COC Line Item	WGFU	R	DG9H VG9H	VOA VIAL HS (>6mm)	VG9U	DG9U	VG9T	AG0U	AG1H	AG1U	AG2U	AG3S	AG3SF	AG3C	BP1U	BP1N	BP2U	BP3U	BP3N	BP3F	BP3S	BP3B	BP3Z	CG3H	Syringe Kit			Matrix	HNO3/ H2SO4 pH <2	NaOH/ ZNAc pH >9	NaOH pH>10
1												2	1			2	1	2	1	1	1		1					SL	✓	✓	
2												DMP 11/3/21																			
3																															
4																															
5																															
6																															
7																															
8																															
9																															
10																															
11																															
12																															

Container Codes

Glass

DG9H	40mL HCl amber voa vial	BG1T	1L Na Thiosulfate clear glass	BP1B	1L NaOH plastic
DG9P	40mL TSP amber vial	BG1U	1L unpreserved glass	BP1N	1L HNO3 plastic
DG9S	40mL H2SO4 amber vial	BG3H	250mL HCl Clear Glass	BP1S	1L H2SO4 plastic
DG9T	40mL Na Thio amber vial	BG3U	250mL Unpres Clear Glass	BP1U	1L unpreserved plastic
DG9U	40mL unpreserved amber vial	AG0U	100mL unpres amber glass	BP1Z	1L NaOH, Zn, Ac
VG9H	40mL HCl clear vial	AG1H	1L HCl amber glass	BP2N	500mL HNO3 plastic
VG9T	40mL Na Thio. clear vial	AG1S	1L H2SO4 amber glass	BP2C	500mL NaOH plastic
VG9U	40mL unpreserved clear vial	AG1T	1L Na Thiosulfate amber glass	BP2S	500mL H2SO4 plastic
I	40mL w/hexane wipe vial	AG1U	1liter unpres amber glass	BP2U	500mL unpreserved plastic
WGKU	8oz unpreserved clear jar	AG2N	500mL HNO3 amber glass	BP2Z	500mL NaOH, Zn Ac
WGFU	4oz clear soil jar	AG2S	500mL H2SO4 amber glass	BP3B	250mL NaOH plastic
JGFU	4oz unpreserved amber wide	AG2U	500mL unpres amber glass	BP3N	250mL HNO3 plastic
CG3H	250mL clear glass HCl	AG3S	250mL H2SO4 amber glass	BP3F	250mL HNO3 plastic-field filtered
BG1H	1L HCl clear glass	AG3SF	250mL H2SO4 amb glass -field filtered	BP3U	250mL unpreserved plastic
BG1S	1L H2SO4 clear glass	AG3U	250mL unpres amber glass	BP3S	250mL H2SO4 plastic
GN	General	AG3C	250mL NaOH amber glass	BP3Z	250mL NaOH, ZnAc plastic

Plastic / Misc.

BP4U	125mL unpreserved plastic
BP4N	125mL HNO3 plastic
BP4S	125mL H2SO4 plastic

Syringe Kit	LL Cr+6 sampling kit

AF	Air Filter
C	Air Cassettes
R	Terracore kit
SP5T	120mL Coliform Na Thiosulfate
U	Summa Can
ZPLC	Ziploc Bag

WT		Water	
SL		Solid	
NAL	OL	Non-aqueous liquid	Oil
WP		Wipe	

Pace Analytical Services, LLC
7726 Moller Road
Indianapolis, IN 46268
(317)228-3100

February 14, 2022

Mr. Mark Breting
ATC Group Services
7988 Centerpoint Drive
Suite 100
Indianapolis, IN 46256

RE: Project: Harding St Profile 1 Report 1
Pace Project No.: 50301927

Dear Mr. Breting:

Enclosed are the analytical results for sample(s) received by the laboratory on November 03, 2021. The results relate only to the samples included in this report. Results reported herein conform to the applicable TNI/NELAC Standards and the laboratory's Quality Manual, where applicable, unless otherwise noted in the body of the report.

The test results provided in this final report were generated by each of the following laboratories within the Pace Network:

- Pace Analytical Services - Indianapolis
- Pace Analytical Services - Greensburg

If you have any questions concerning this report, please feel free to contact me.

Sincerely,

Hayden Putt

Hayden Putt
hayden.putt@pacelabs.com
(317)228-3145
Project Manager

Enclosures

cc: Mr. Robert Miller, Haley & Aldrich

This report shall not be reproduced, except in full,
without the written consent of Pace Analytical Services, LLC.

Pace Analytical Services, LLC
7726 Moller Road
Indianapolis, IN 46268
(317)228-3100

CERTIFICATIONS

Project: Harding St Profile 1 Report 1
Pace Project No.: 50301927

Pace Analytical Services Pennsylvania

1638 Roseytown Rd Suites 2,3&4, Greensburg, PA 15601
ANAB DOD-ELAP Rad Accreditation #: L2417
Alabama Certification #: 41590
Arizona Certification #: AZ0734
Arkansas Certification
California Certification #: 04222CA
Colorado Certification #: PA01547
Connecticut Certification #: PH-0694
Delaware Certification
EPA Region 4 DW Rad
Florida/TNI Certification #: E87683
Georgia Certification #: C040
Guam Certification
Florida: Cert E871149 SEKS WET
Hawaii Certification
Idaho Certification
Illinois Certification
Indiana Certification
Iowa Certification #: 391
Kansas/TNI Certification #: E-10358
Kentucky Certification #: KY90133
KY WW Permit #: KY0098221
KY WW Permit #: KY0000221
Louisiana DHH/TNI Certification #: LA180012
Louisiana DEQ/TNI Certification #: 4086
Maine Certification #: 2017020
Maryland Certification #: 308
Massachusetts Certification #: M-PA1457
Michigan/PADEP Certification #: 9991
Missouri Certification #: 235
Montana Certification #: Cert0082
Nebraska Certification #: NE-OS-29-14
Nevada Certification #: PA014572018-1
New Hampshire/TNI Certification #: 297617
New Jersey/TNI Certification #: PA051
New Mexico Certification #: PA01457
New York/TNI Certification #: 10888
North Carolina Certification #: 42706
North Dakota Certification #: R-190
Ohio EPA Rad Approval: #41249
Oregon/TNI Certification #: PA200002-010
Pennsylvania/TNI Certification #: 65-00282
Puerto Rico Certification #: PA01457
Rhode Island Certification #: 65-00282
South Dakota Certification
Tennessee Certification #: 02867
Texas/TNI Certification #: T104704188-17-3
Utah/TNI Certification #: PA014572017-9
USDA Soil Permit #: P330-17-00091
Vermont Dept. of Health: ID# VT-0282
Virgin Island/PADEP Certification
Virginia/VELAP Certification #: 460198
Washington Certification #: C868
West Virginia DEP Certification #: 143
West Virginia DHHR Certification #: 9964C
Wisconsin Approve List for Rad
Wyoming Certification #: 8TMS-L

Pace Analytical Services Indianapolis

7726 Moller Road, Indianapolis, IN 46268
Illinois Accreditation #: 200074
Indiana Drinking Water Laboratory #: C-49-06
Kansas/TNI Certification #: E-10177
Kentucky UST Agency Interest #: 80226
Kentucky WW Laboratory ID #: 98019
Michigan Drinking Water Laboratory #9050
Ohio VAP Certified Laboratory #: CL0065
Oklahoma Laboratory #: 9204
Texas Certification #: T104704355
Wisconsin Laboratory #: 999788130
USDA Soil Permit #: P330-19-00257

This report shall not be reproduced, except in full,
without the written consent of Pace Analytical Services, LLC.

Pace Analytical Services, LLC
7726 Moller Road
Indianapolis, IN 46268
(317)228-3100

SAMPLE SUMMARY

Project: Harding St Profile 1 Report 1
Pace Project No.: 50301927

Lab ID	Sample ID	Matrix	Date Collected	Date Received
50301927001	**MW-7S**	Water	11/02/21 10:00	11/03/21 15:20
50301927002	**MW-7D**	Water	11/02/21 10:55	11/03/21 15:20
50301927003	**MW-10S**	Water	11/02/21 15:20	11/03/21 15:20
50301927004	**MW-10D**	Water	11/02/21 13:40	11/03/21 15:20
50301927005	**MW-13S**	Water	11/02/21 12:30	11/03/21 15:20
50301927006	**DUP 2**	Water	11/02/21 08:00	11/03/21 15:20

This report shall not be reproduced, except in full,
without the written consent of Pace Analytical Services, LLC.

Pace Analytical Services, LLC
7726 Moller Road
Indianapolis, IN 46268
(317)228-3100

SAMPLE ANALYTE COUNT

Project: Harding St Profile 1 Report 1
Pace Project No.: 50301927

Lab ID	Sample ID	Method	Analysts	Analytes Reported	Laboratory
50301927001	**MW-7S**	EPA 9056	RMR	3	PASI-I
		EPA 6010	JDG	15	PASI-I
		EPA 6010	JPK	2	PASI-I
		EPA 6020	CAW	4	PASI-I
		EPA 903.1	MK1	1	PASI-PA
		EPA 904.0	JC2	1	PASI-PA
		Total Radium Calculation	JAL	1	PASI-PA
		SM 2320B	SWJ	3	PASI-I
		SM 2540C	OAS	1	PASI-I
		SM 4500-H+B	TKG	1	PASI-I
		SM 4500-S2-D	ZM	1	PASI-I
		EPA 353.2	SKK	2	PASI-I
		EPA 365.1	GWA	1	PASI-I
		SM 5310C	GWA	1	PASI-I
		SM 5310C	GWA	1	PASI-I
50301927002	**MW-7D**	EPA 9056	RMR	3	PASI-I
		EPA 6010	JDG	15	PASI-I
		EPA 6010	JPK	2	PASI-I
		EPA 6020	CAW	4	PASI-I
		EPA 903.1	MK1	1	PASI-PA
		EPA 904.0	JC2	1	PASI-PA
		Total Radium Calculation	JAL	1	PASI-PA
		SM 2320B	SWJ	3	PASI-I
		SM 2540C	OAS	1	PASI-I
		SM 4500-H+B	TKG	1	PASI-I
		SM 4500-S2-D	ZM	1	PASI-I
		EPA 353.2	SKK	2	PASI-I
		EPA 365.1	GWA	1	PASI-I
		SM 5310C	GWA	1	PASI-I
		SM 5310C	GWA	1	PASI-I
50301927003	**MW-10S**	EPA 9056	RMR	3	PASI-I
		EPA 6010	JDG	15	PASI-I
		EPA 6010	JPK	2	PASI-I
		EPA 6020	CAW	4	PASI-I
		EPA 903.1	MK1	1	PASI-PA
		EPA 904.0	JC2	1	PASI-PA
		Total Radium Calculation	JAL	1	PASI-PA

This report shall not be reproduced, except in full,
without the written consent of Pace Analytical Services, LLC.

Pace Analytical Services, LLC
7726 Moller Road
Indianapolis, IN 46268
(317)228-3100

SAMPLE ANALYTE COUNT

Project: Harding St Profile 1 Report 1
Pace Project No.: 50301927

Lab ID	Sample ID	Method	Analysts	Analytes Reported	Laboratory
		SM 2320B	SWJ	3	PASI-I
		SM 2540C	OAS	1	PASI-I
		SM 4500-H+B	TKG	1	PASI-I
		SM 4500-S2-D	ZM	1	PASI-I
		EPA 353.2	SKK	2	PASI-I
		EPA 365.1	GWA	1	PASI-I
		SM 5310C	GWA	1	PASI-I
		SM 5310C	GWA	1	PASI-I
50301927004	**MW-10D**	EPA 9056	RMR	3	PASI-I
		EPA 6010	JDG	15	PASI-I
		EPA 6010	JPK	2	PASI-I
		EPA 6020	CAW	4	PASI-I
		EPA 903.1	MK1	1	PASI-PA
		EPA 904.0	JC2	1	PASI-PA
		Total Radium Calculation	JAL	1	PASI-PA
		SM 2320B	SWJ	3	PASI-I
		SM 2540C	OAS	1	PASI-I
		SM 4500-H+B	TKG	1	PASI-I
		SM 4500-S2-D	ZM	1	PASI-I
		EPA 353.2	SKK	2	PASI-I
		EPA 365.1	GWA	1	PASI-I
		SM 5310C	GWA	1	PASI-I
		SM 5310C	GWA	1	PASI-I
50301927005	**MW-13S**	EPA 9056	RMR	3	PASI-I
		EPA 6010	JDG	15	PASI-I
		EPA 6010	JPK	2	PASI-I
		EPA 6020	CAW	4	PASI-I
		EPA 903.1	MK1	1	PASI-PA
		EPA 904.0	JC2	1	PASI-PA
		Total Radium Calculation	JAL	1	PASI-PA
		SM 2320B	SWJ	3	PASI-I
		SM 2540C	OAS	1	PASI-I
		SM 4500-H+B	TKG	1	PASI-I
		SM 4500-S2-D	ZM	1	PASI-I
		EPA 353.2	SKK	2	PASI-I
		EPA 365.1	GWA	1	PASI-I
		SM 5310C	GWA	1	PASI-I

This report shall not be reproduced, except in full,
without the written consent of Pace Analytical Services, LLC.

Pace Analytical Services, LLC
7726 Moller Road
Indianapolis, IN 46268
(317)228-3100

SAMPLE ANALYTE COUNT

Project: Harding St Profile 1 Report 1
Pace Project No.: 50301927

Lab ID	Sample ID	Method	Analysts	Analytes Reported	Laboratory
		SM 5310C	GWA	1	PASI-I
50301927006	**DUP 2**	EPA 9056	RMR	3	PASI-I
		EPA 6010	JDG	15	PASI-I
		EPA 6010	JPK	2	PASI-I
		EPA 6020	CAW	4	PASI-I
		EPA 903.1	MK1	1	PASI-PA
		EPA 904.0	JC2	1	PASI-PA
		Total Radium Calculation	JAL	1	PASI-PA
		SM 2320B	SWJ	3	PASI-I
		SM 2540C	OAS	1	PASI-I
		SM 4500-H+B	TKG	1	PASI-I
		SM 4500-S2-D	ZM	1	PASI-I
		EPA 353.2	SKK	2	PASI-I
		EPA 365.1	GWA	1	PASI-I
		SM 5310C	GWA	1	PASI-I
		SM 5310C	GWA	1	PASI-I

PASI-I = Pace Analytical Services - Indianapolis
PASI-PA = Pace Analytical Services - Greensburg

This report shall not be reproduced, except in full,
without the written consent of Pace Analytical Services, LLC.

Pace Analytical Services, LLC
7726 Moller Road
Indianapolis, IN 46268
(317)228-3100

SUMMARY OF DETECTION

Project: Harding St Profile 1 Report 1
Pace Project No.: 50301927

Lab Sample ID / Method	Client Sample ID / Parameters	Result	Units	Report Limit	Analyzed	Qualifiers
50301927001	**MW-7S**					
EPA 9056	Chloride	220	mg/L	25.0	11/08/21 07:22	
EPA 9056	Fluoride	0.50	mg/L	0.10	11/08/21 05:47	
EPA 9056	Sulfate	500	mg/L	25.0	11/08/21 07:22	
EPA 6010	Aluminum	209	ug/L	200	11/15/21 09:25	
EPA 6010	Barium	41.8	ug/L	10.0	11/15/21 09:25	
EPA 6010	Boron	12200	ug/L	100	11/15/21 09:25	
EPA 6010	Calcium	195000	ug/L	1000	11/15/21 09:25	
EPA 6010	Iron	3640	ug/L	100	11/15/21 09:25	
EPA 6010	Lithium	85.8	ug/L	20.0	11/15/21 09:25	
EPA 6010	Magnesium	45800	ug/L	1000	11/15/21 09:25	
EPA 6010	Manganese	426	ug/L	10.0	11/15/21 09:25	
EPA 6010	Molybdenum	625	ug/L	10.0	11/15/21 09:25	
EPA 6010	Potassium	15100	ug/L	1000	11/15/21 09:25	
EPA 6010	Silica	14000	ug/L	450	11/15/21 09:25	N2
EPA 6010	Sodium	178000	ug/L	1000	11/15/21 09:25	
EPA 6010	Manganese, Dissolved	393	ug/L	10.0	11/13/21 01:49	
EPA 6010	Molybdenum, Dissolved	623	ug/L	10.0	11/13/21 01:49	
EPA 6020	Arsenic	376	ug/L	5.0	11/08/21 21:40	
EPA 903.1	Radium-226	0.209 ± 0.530 (0.983) C:NA T:88%	pCi/L		12/09/21 12:10	
EPA 904.0	Radium-228	0.467 ± 0.533 (1.13) C:68% T:87%	pCi/L		12/09/21 11:35	
Total Radium Calculation	Total Radium	0.676 ± 1.06 (2.11)	pCi/L		12/14/21 13:39	
SM 2320B	Alkalinity, Total as CaCO3	234	mg/L	2.0	11/09/21 11:15	
SM 2320B	Alkalinity,Bicarbonate (CaCO3)	234	mg/L	2.0	11/09/21 11:15	
SM 2540C	Total Dissolved Solids	1360	mg/L	20.0	11/05/21 11:13	
SM 4500-H+B	pH at 25 Degrees C	7.2	Std. Units	0.10	11/09/21 12:38	H3
EPA 365.1	Phosphate as P04	0.82	mg/L	0.15	11/17/21 09:50	
SM 5310C	Total Organic Carbon	2.2	mg/L	1.0	11/13/21 15:41	
SM 5310C	Dissolved Organic Carbon	2.3	mg/L	1.0	11/16/21 14:04	
50301927002	**MW-7D**					
EPA 9056	Chloride	187	mg/L	25.0	11/08/21 08:57	
EPA 9056	Fluoride	0.38	mg/L	0.10	11/08/21 08:41	
EPA 9056	Sulfate	528	mg/L	25.0	11/08/21 08:57	
EPA 6010	Aluminum	3380	ug/L	200	11/15/21 09:27	
EPA 6010	Barium	53.9	ug/L	10.0	11/15/21 09:27	
EPA 6010	Boron	13900	ug/L	100	11/15/21 09:27	
EPA 6010	Calcium	190000	ug/L	1000	11/15/21 09:27	
EPA 6010	Iron	7440	ug/L	100	11/15/21 09:27	
EPA 6010	Lithium	103	ug/L	20.0	11/15/21 09:27	
EPA 6010	Magnesium	41200	ug/L	1000	11/15/21 09:27	
EPA 6010	Manganese	486	ug/L	10.0	11/15/21 09:27	

This report shall not be reproduced, except in full,
without the written consent of Pace Analytical Services, LLC.

Pace Analytical Services, LLC
7726 Moller Road
Indianapolis, IN 46268
(317)228-3100

SUMMARY OF DETECTION

Project: Harding St Profile 1 Report 1
Pace Project No.: 50301927

Lab Sample ID / Method	Client Sample ID / Parameters	Result	Units	Report Limit	Analyzed	Qualifiers
50301927002	**MW-7D**					
EPA 6010	Molybdenum	688	ug/L	10.0	11/15/21 09:27	
EPA 6010	Potassium	16000	ug/L	1000	11/15/21 09:27	
EPA 6010	Silica	24300	ug/L	450	11/15/21 09:27	N2
EPA 6010	Sodium	171000	ug/L	1000	11/15/21 09:27	
EPA 6010	Manganese, Dissolved	393	ug/L	10.0	11/13/21 01:51	
EPA 6010	Molybdenum, Dissolved	684	ug/L	10.0	11/13/21 01:51	
EPA 6020	Arsenic	457	ug/L	5.0	11/08/21 21:44	
EPA 6020	Cobalt	1.8	ug/L	1.0	11/08/21 23:16	
EPA 903.1	Radium-226	0.417 ± 0.390 (0.553) C:NA T:97%	pCi/L		12/09/21 12:10	
EPA 904.0	Radium-228	0.675 ± 0.616 (1.26) C:66% T:88%	pCi/L		12/09/21 14:50	
Total Radium Calculation	Total Radium	1.09 ± 1.01 (1.81)	pCi/L		12/14/21 13:39	
SM 2320B	Alkalinity, Total as CaCO3	221	mg/L	2.0	11/09/21 11:15	
SM 2320B	Alkalinity,Bicarbonate (CaCO3)	221	mg/L	2.0	11/09/21 11:15	
SM 2540C	Total Dissolved Solids	1300	mg/L	20.0	11/05/21 11:13	
SM 4500-H+B	pH at 25 Degrees C	7.3	Std. Units	0.10	11/09/21 12:40	H3
EPA 365.1	Phosphate as P04	1.0	mg/L	0.15	11/17/21 09:50	
SM 5310C	Total Organic Carbon	1.9	mg/L	1.0	11/13/21 15:53	
SM 5310C	Dissolved Organic Carbon	2.2	mg/L	1.0	11/16/21 14:24	
50301927003	**MW-10S**					
EPA 9056	Chloride	348	mg/L	25.0	11/08/21 09:28	
EPA 9056	Fluoride	2.5	mg/L	0.10	11/08/21 09:12	
EPA 9056	Sulfate	483	mg/L	25.0	11/08/21 09:28	
EPA 6010	Barium	73.3	ug/L	10.0	11/15/21 09:29	
EPA 6010	Boron	1540	ug/L	100	11/15/21 09:29	
EPA 6010	Calcium	201000	ug/L	2000	11/15/21 10:07	
EPA 6010	Iron	1190	ug/L	100	11/15/21 09:29	
EPA 6010	Lithium	53.3	ug/L	20.0	11/15/21 09:29	
EPA 6010	Magnesium	44600	ug/L	1000	11/15/21 09:29	
EPA 6010	Manganese	385	ug/L	10.0	11/15/21 09:29	
EPA 6010	Molybdenum	71.2	ug/L	10.0	11/15/21 09:29	
EPA 6010	Potassium	9900	ug/L	1000	11/15/21 09:29	
EPA 6010	Silica	13200	ug/L	450	11/15/21 09:29	N2
EPA 6010	Sodium	257000	ug/L	2000	11/15/21 10:07	
EPA 6010	Manganese, Dissolved	359	ug/L	10.0	11/13/21 01:53	
EPA 6010	Molybdenum, Dissolved	69.0	ug/L	10.0	11/13/21 01:53	
EPA 6020	Arsenic	429	ug/L	5.0	11/08/21 21:49	
EPA 903.1	Radium-226	0.179 ± 0.352 (0.643) C:NA T:92%	pCi/L		12/09/21 12:10	

REPORT OF LABORATORY ANALYSIS

This report shall not be reproduced, except in full,
without the written consent of Pace Analytical Services, LLC.

Pace Analytical Services, LLC
7726 Moller Road
Indianapolis, IN 46268
(317)228-3100

SUMMARY OF DETECTION

Project: Harding St Profile 1 Report 1
Pace Project No.: 50301927

Lab Sample ID / Method	Client Sample ID / Parameters	Result	Units	Report Limit	Analyzed	Qualifiers
50301927003	**MW-10S**					
EPA 904.0	Radium-228	0.985 ± 0.665 (1.29) C:66% T:84%	pCi/L		12/09/21 14:50	
Total Radium Calculation	Total Radium	1.16 ± 1.02 (1.93)	pCi/L		12/14/21 13:39	
SM 2320B	Alkalinity, Total as CaCO3	264	mg/L	2.0	11/09/21 11:15	
SM 2320B	Alkalinity,Bicarbonate (CaCO3)	264	mg/L	2.0	11/09/21 11:15	
SM 2540C	Total Dissolved Solids	1580	mg/L	20.0	11/05/21 11:14	
SM 4500-H+B	pH at 25 Degrees C	7.6	Std. Units	0.10	11/09/21 12:54	H3
EPA 365.1	Phosphate as P04	1.4	mg/L	0.15	11/17/21 09:51	
SM 5310C	Total Organic Carbon	2.3	mg/L	1.0	11/13/21 16:06	
SM 5310C	Dissolved Organic Carbon	2.4	mg/L	1.0	11/16/21 14:44	
50301927004	**MW-10D**					
EPA 9056	Chloride	413	mg/L	25.0	11/08/21 10:00	
EPA 9056	Fluoride	2.0	mg/L	0.10	11/08/21 09:44	
EPA 9056	Sulfate	546	mg/L	25.0	11/08/21 10:00	
EPA 6010	Barium	33.3	ug/L	10.0	11/15/21 09:31	
EPA 6010	Boron	3670	ug/L	100	11/15/21 09:31	
EPA 6010	Calcium	205000	ug/L	2000	11/15/21 10:09	
EPA 6010	Iron	1840	ug/L	100	11/15/21 09:31	
EPA 6010	Lithium	67.4	ug/L	20.0	11/15/21 09:31	
EPA 6010	Magnesium	73400	ug/L	1000	11/15/21 09:31	
EPA 6010	Manganese	184	ug/L	10.0	11/15/21 09:31	
EPA 6010	Molybdenum	84.1	ug/L	10.0	11/15/21 09:31	
EPA 6010	Potassium	12900	ug/L	1000	11/15/21 09:31	
EPA 6010	Silica	14200	ug/L	450	11/15/21 09:31	N2
EPA 6010	Sodium	244000	ug/L	2000	11/15/21 10:09	
EPA 6010	Manganese, Dissolved	178	ug/L	10.0	11/13/21 01:56	
EPA 6010	Molybdenum, Dissolved	83.2	ug/L	10.0	11/13/21 01:56	
EPA 6020	Arsenic	173	ug/L	1.0	11/08/21 23:35	
EPA 903.1	Radium-226	0.524 ± 0.517 (0.787) C:NA T:91%	pCi/L		12/09/21 12:10	
EPA 904.0	Radium-228	0.673 ± 0.534 (1.06) C:75% T:84%	pCi/L		12/09/21 14:50	
Total Radium Calculation	Total Radium	1.20 ± 1.05 (1.85)	pCi/L		12/14/21 13:39	
SM 2320B	Alkalinity, Total as CaCO3	267	mg/L	2.0	11/09/21 11:15	
SM 2320B	Alkalinity,Bicarbonate (CaCO3)	267	mg/L	2.0	11/09/21 11:15	
SM 2540C	Total Dissolved Solids	1700	mg/L	40.0	11/05/21 11:14	
SM 4500-H+B	pH at 25 Degrees C	7.4	Std. Units	0.10	11/09/21 12:49	H3
EPA 365.1	Phosphate as P04	0.29	mg/L	0.15	11/17/21 09:51	
SM 5310C	Total Organic Carbon	2.2	mg/L	1.0	11/13/21 16:33	
SM 5310C	Dissolved Organic Carbon	2.2	mg/L	1.0	11/16/21 15:05	

REPORT OF LABORATORY ANALYSIS

This report shall not be reproduced, except in full,
without the written consent of Pace Analytical Services, LLC.

Pace Analytical Services, LLC
7726 Moller Road
Indianapolis, IN 46268
(317)228-3100

SUMMARY OF DETECTION

Project: Harding St Profile 1 Report 1
Pace Project No.: 50301927

Lab Sample ID / Method	Client Sample ID / Parameters	Result	Units	Report Limit	Analyzed	Qualifiers
50301927005	**MW-13S**					
EPA 9056	Chloride	282	mg/L	25.0	11/08/21 10:31	
EPA 9056	Fluoride	0.83	mg/L	0.10	11/08/21 10:16	
EPA 9056	Sulfate	434	mg/L	25.0	11/08/21 10:31	
EPA 6010	Barium	44.2	ug/L	10.0	11/15/21 09:33	
EPA 6010	Boron	8620	ug/L	100	11/15/21 09:33	
EPA 6010	Calcium	179000	ug/L	1000	11/15/21 09:33	
EPA 6010	Iron	1970	ug/L	100	11/15/21 09:33	
EPA 6010	Lithium	73.3	ug/L	20.0	11/15/21 09:33	
EPA 6010	Magnesium	51900	ug/L	1000	11/15/21 09:33	
EPA 6010	Manganese	434	ug/L	10.0	11/15/21 09:33	
EPA 6010	Molybdenum	553	ug/L	10.0	11/15/21 09:33	
EPA 6010	Potassium	13200	ug/L	1000	11/15/21 09:33	
EPA 6010	Silica	14000	ug/L	450	11/15/21 09:33	N2
EPA 6010	Sodium	185000	ug/L	1000	11/15/21 09:33	
EPA 6010	Manganese, Dissolved	385	ug/L	10.0	11/13/21 01:58	
EPA 6010	Molybdenum, Dissolved	562	ug/L	10.0	11/13/21 01:58	
EPA 6020	Arsenic	368	ug/L	5.0	11/08/21 22:08	
EPA 903.1	Radium-226	0.0749 ± 0.487 (0.981) C:NA T:82%	pCi/L		12/09/21 12:10	
EPA 904.0	Radium-228	1.93 ± 0.771 (1.24) C:72% T:83%	pCi/L		12/09/21 14:51	
Total Radium Calculation	Total Radium	2.00 ± 1.26 (2.22)	pCi/L		12/14/21 13:39	
SM 2320B	Alkalinity, Total as CaCO3	264	mg/L	2.0	11/09/21 11:15	
SM 2320B	Alkalinity,Bicarbonate (CaCO3)	264	mg/L	2.0	11/09/21 11:15	
SM 2540C	Total Dissolved Solids	1340	mg/L	20.0	11/05/21 11:15	
SM 4500-H+B	pH at 25 Degrees C	7.4	Std. Units	0.10	11/09/21 12:48	H3
EPA 365.1	Phosphate as P04	0.45	mg/L	0.15	11/17/21 09:57	
SM 5310C	Total Organic Carbon	3.2	mg/L	1.0	11/13/21 17:13	
SM 5310C	Dissolved Organic Carbon	4.0	mg/L	1.0	11/16/21 15:26	
50301927006	**DUP 2**					
EPA 9056	Chloride	410	mg/L	25.0	11/08/21 11:35	
EPA 9056	Fluoride	2.0	mg/L	0.10	11/08/21 11:19	
EPA 9056	Sulfate	540	mg/L	25.0	11/08/21 11:35	
EPA 6010	Barium	32.7	ug/L	10.0	11/15/21 09:36	
EPA 6010	Boron	3490	ug/L	100	11/15/21 09:36	
EPA 6010	Calcium	198000	ug/L	2000	11/15/21 10:12	
EPA 6010	Iron	1770	ug/L	100	11/15/21 09:36	
EPA 6010	Lithium	69.2	ug/L	20.0	11/15/21 09:36	
EPA 6010	Magnesium	71100	ug/L	1000	11/15/21 09:36	
EPA 6010	Manganese	174	ug/L	10.0	11/15/21 09:36	
EPA 6010	Molybdenum	82.1	ug/L	10.0	11/15/21 09:36	
EPA 6010	Potassium	12500	ug/L	1000	11/15/21 09:36	

REPORT OF LABORATORY ANALYSIS

This report shall not be reproduced, except in full,
without the written consent of Pace Analytical Services, LLC.

Pace Analytical Services, LLC
7726 Moller Road
Indianapolis, IN 46268
(317)228-3100

SUMMARY OF DETECTION

Project: Harding St Profile 1 Report 1
Pace Project No.: 50301927

Lab Sample ID / Method	Client Sample ID / Parameters	Result	Units	Report Limit	Analyzed	Qualifiers
50301927006	**DUP 2**					
EPA 6010	Silica	13900	ug/L	450	11/15/21 09:36	N2
EPA 6010	Sodium	240000	ug/L	2000	11/15/21 10:12	
EPA 6010	Manganese, Dissolved	173	ug/L	10.0	11/13/21 02:00	
EPA 6010	Molybdenum, Dissolved	81.9	ug/L	10.0	11/13/21 02:00	
EPA 6020	Arsenic	180	ug/L	1.0	11/08/21 23:44	
EPA 903.1	Radium-226	0.386 ± 0.360 (0.474) C:NA T:92%	pCi/L		12/09/21 12:10	
EPA 904.0	Radium-228	2.09 ± 0.656 (0.865) C:70% T:86%	pCi/L		12/09/21 14:51	
Total Radium Calculation	Total Radium	2.48 ± 1.02 (1.34)	pCi/L		12/14/21 13:39	
SM 2320B	Alkalinity, Total as CaCO3	264	mg/L	2.0	11/09/21 11:15	
SM 2320B	Alkalinity,Bicarbonate (CaCO3)	264	mg/L	2.0	11/09/21 11:15	
SM 2540C	Total Dissolved Solids	1750	mg/L	40.0	11/05/21 11:15	
SM 4500-H+B	pH at 25 Degrees C	7.0	Std. Units	0.10	11/09/21 12:22	H3
EPA 365.1	Phosphate as P04	0.23	mg/L	0.15	11/17/21 09:57	
SM 5310C	Total Organic Carbon	2.1	mg/L	1.0	11/13/21 17:27	
SM 5310C	Dissolved Organic Carbon	2.5	mg/L	1.0	11/16/21 15:47	

This report shall not be reproduced, except in full,
without the written consent of Pace Analytical Services, LLC.

Pace Analytical Services, LLC
7726 Moller Road
Indianapolis, IN 46268
(317)228-3100

ANALYTICAL RESULTS

Project: Harding St Profile 1 Report 1
Pace Project No.: 50301927

Sample: MW-7S **Lab ID: 50301927001** Collected: 11/02/21 10:00 Received: 11/03/21 15:20 Matrix: Water

Parameters	Results	Units	Report Limit	DF	Prepared	Analyzed	CAS No.	Qual
9056 IC Anions	Analytical Method: EPA 9056							
	Pace Analytical Services - Indianapolis							
Chloride	**220**	mg/L	25.0	100		11/08/21 07:22	16887-00-6	
Fluoride	**0.50**	mg/L	0.10	1		11/08/21 05:47	16984-48-8	
Sulfate	**500**	mg/L	25.0	100		11/08/21 07:22	14808-79-8	
6010 MET ICP	Analytical Method: EPA 6010 Preparation Method: EPA 3010							
	Pace Analytical Services - Indianapolis							
Aluminum	**209**	ug/L	200	1	11/12/21 13:51	11/15/21 09:25	7429-90-5	
Barium	**41.8**	ug/L	10.0	1	11/12/21 13:51	11/15/21 09:25	7440-39-3	
Boron	**12200**	ug/L	100	1	11/12/21 13:51	11/15/21 09:25	7440-42-8	
Cadmium	ND	ug/L	2.0	1	11/12/21 13:51	11/15/21 09:25	7440-43-9	
Calcium	**195000**	ug/L	1000	1	11/12/21 13:51	11/15/21 09:25	7440-70-2	
Chromium	ND	ug/L	10.0	1	11/12/21 13:51	11/15/21 09:25	7440-47-3	
Iron	**3640**	ug/L	100	1	11/12/21 13:51	11/15/21 09:25	7439-89-6	
Lead	ND	ug/L	10.0	1	11/12/21 13:51	11/15/21 09:25	7439-92-1	
Lithium	**85.8**	ug/L	20.0	1	11/12/21 13:51	11/15/21 09:25	7439-93-2	
Magnesium	**45800**	ug/L	1000	1	11/12/21 13:51	11/15/21 09:25	7439-95-4	
Manganese	**426**	ug/L	10.0	1	11/12/21 13:51	11/15/21 09:25	7439-96-5	
Molybdenum	**625**	ug/L	10.0	1	11/12/21 13:51	11/15/21 09:25	7439-98-7	
Potassium	**15100**	ug/L	1000	1	11/12/21 13:51	11/15/21 09:25	7440-09-7	
Silica	**14000**	ug/L	450	1	11/12/21 13:51	11/15/21 09:25	7631-86-9	N2
Sodium	**178000**	ug/L	1000	1	11/12/21 13:51	11/15/21 09:25	7440-23-5	
6010 MET ICP, Dissolved	Analytical Method: EPA 6010 Preparation Method: EPA 3010							
	Pace Analytical Services - Indianapolis							
Manganese, Dissolved	**393**	ug/L	10.0	1	11/12/21 13:35	11/13/21 01:49	7439-96-5	
Molybdenum, Dissolved	**623**	ug/L	10.0	1	11/12/21 13:35	11/13/21 01:49	7439-98-7	
6020 MET ICPMS	Analytical Method: EPA 6020 Preparation Method: EPA 200.2							
	Pace Analytical Services - Indianapolis							
Antimony	ND	ug/L	1.0	1	11/07/21 16:20	11/08/21 23:11	7440-36-0	
Arsenic	**376**	ug/L	5.0	5	11/07/21 16:20	11/08/21 21:40	7440-38-2	
Cobalt	ND	ug/L	1.0	1	11/07/21 16:20	11/08/21 23:11	7440-48-4	
Selenium	ND	ug/L	1.0	1	11/07/21 16:20	11/08/21 23:11	7782-49-2	
2320B Alkalinity	Analytical Method: SM 2320B							
	Pace Analytical Services - Indianapolis							
Alkalinity, Total as CaCO3	**234**	mg/L	2.0	1		11/09/21 11:15		
Alkalinity,Bicarbonate (CaCO3)	**234**	mg/L	2.0	1		11/09/21 11:15		
Alkalinity,Carbonate (CaCO3)	ND	mg/L	2.0	1		11/09/21 11:15		
2540C Total Dissolved Solids	Analytical Method: SM 2540C							
	Pace Analytical Services - Indianapolis							
Total Dissolved Solids	**1360**	mg/L	20.0	1		11/05/21 11:13		

REPORT OF LABORATORY ANALYSIS

This report shall not be reproduced, except in full,
without the written consent of Pace Analytical Services, LLC.

Pace Analytical Services, LLC
7726 Moller Road
Indianapolis, IN 46268
(317)228-3100

ANALYTICAL RESULTS

Project: Harding St Profile 1 Report 1
Pace Project No.: 50301927

Sample: MW-7S **Lab ID: 50301927001** Collected: 11/02/21 10:00 Received: 11/03/21 15:20 Matrix: Water

Parameters	Results	Units	Report Limit	DF	Prepared	Analyzed	CAS No.	Qual
4500H+ pH, Electrometric	Analytical Method: SM 4500-H+B Pace Analytical Services - Indianapolis							
pH at 25 Degrees C	**7.2**	Std. Units	0.10	1		11/09/21 12:38		H3
4500S2D Sulfide Water	Analytical Method: SM 4500-S2-D Pace Analytical Services - Indianapolis							
Sulfide	ND	mg/L	0.10	1		11/05/21 15:06	18496-25-8	
353.2 Nitrogen, NO2/NO3 unpres	Analytical Method: EPA 353.2 Pace Analytical Services - Indianapolis							
Nitrogen, Nitrate	ND	mg/L	0.10	1		11/04/21 09:45	14797-55-8	
Nitrogen, Nitrite	ND	mg/L	0.10	1		11/04/21 09:45	14797-65-0	
365.1 Total Phosphorus	Analytical Method: EPA 365.1 Preparation Method: EPA 365.1 Pace Analytical Services - Indianapolis							
Phosphate as P04	**0.82**	mg/L	0.15	1	11/12/21 10:30	11/17/21 09:50		
5310C TOC	Analytical Method: SM 5310C Pace Analytical Services - Indianapolis							
Total Organic Carbon	**2.2**	mg/L	1.0	1		11/13/21 15:41	7440-44-0	
5310C Dissolved Organic Carbon	Analytical Method: SM 5310C Pace Analytical Services - Indianapolis							
Dissolved Organic Carbon	**2.3**	mg/L	1.0	1		11/16/21 14:04		

REPORT OF LABORATORY ANALYSIS

This report shall not be reproduced, except in full,
without the written consent of Pace Analytical Services, LLC.

Pace Analytical Services, LLC
7726 Moller Road
Indianapolis, IN 46268
(317)228-3100

ANALYTICAL RESULTS

Project: Harding St Profile 1 Report 1
Pace Project No.: 50301927

Sample: MW-7D **Lab ID: 50301927002** Collected: 11/02/21 10:55 Received: 11/03/21 15:20 Matrix: Water

Parameters	Results	Units	Report Limit	DF	Prepared	Analyzed	CAS No.	Qual
9056 IC Anions	Analytical Method: EPA 9056							
	Pace Analytical Services - Indianapolis							
Chloride	**187**	mg/L	25.0	100		11/08/21 08:57	16887-00-6	
Fluoride	**0.38**	mg/L	0.10	1		11/08/21 08:41	16984-48-8	
Sulfate	**528**	mg/L	25.0	100		11/08/21 08:57	14808-79-8	
6010 MET ICP	Analytical Method: EPA 6010 Preparation Method: EPA 3010							
	Pace Analytical Services - Indianapolis							
Aluminum	**3380**	ug/L	200	1	11/12/21 13:51	11/15/21 09:27	7429-90-5	
Barium	**53.9**	ug/L	10.0	1	11/12/21 13:51	11/15/21 09:27	7440-39-3	
Boron	**13900**	ug/L	100	1	11/12/21 13:51	11/15/21 09:27	7440-42-8	
Cadmium	ND	ug/L	2.0	1	11/12/21 13:51	11/15/21 09:27	7440-43-9	
Calcium	**190000**	ug/L	1000	1	11/12/21 13:51	11/15/21 09:27	7440-70-2	
Chromium	ND	ug/L	10.0	1	11/12/21 13:51	11/15/21 09:27	7440-47-3	
Iron	**7440**	ug/L	100	1	11/12/21 13:51	11/15/21 09:27	7439-89-6	
Lead	ND	ug/L	10.0	1	11/12/21 13:51	11/15/21 09:27	7439-92-1	
Lithium	**103**	ug/L	20.0	1	11/12/21 13:51	11/15/21 09:27	7439-93-2	
Magnesium	**41200**	ug/L	1000	1	11/12/21 13:51	11/15/21 09:27	7439-95-4	
Manganese	**486**	ug/L	10.0	1	11/12/21 13:51	11/15/21 09:27	7439-96-5	
Molybdenum	**688**	ug/L	10.0	1	11/12/21 13:51	11/15/21 09:27	7439-98-7	
Potassium	**16000**	ug/L	1000	1	11/12/21 13:51	11/15/21 09:27	7440-09-7	
Silica	**24300**	ug/L	450	1	11/12/21 13:51	11/15/21 09:27	7631-86-9	N2
Sodium	**171000**	ug/L	1000	1	11/12/21 13:51	11/15/21 09:27	7440-23-5	
6010 MET ICP, Dissolved	Analytical Method: EPA 6010 Preparation Method: EPA 3010							
	Pace Analytical Services - Indianapolis							
Manganese, Dissolved	**393**	ug/L	10.0	1	11/12/21 13:35	11/13/21 01:51	7439-96-5	
Molybdenum, Dissolved	**684**	ug/L	10.0	1	11/12/21 13:35	11/13/21 01:51	7439-98-7	
6020 MET ICPMS	Analytical Method: EPA 6020 Preparation Method: EPA 200.2							
	Pace Analytical Services - Indianapolis							
Antimony	ND	ug/L	1.0	1	11/07/21 16:20	11/08/21 23:16	7440-36-0	
Arsenic	**457**	ug/L	5.0	5	11/07/21 16:20	11/08/21 21:44	7440-38-2	
Cobalt	**1.8**	ug/L	1.0	1	11/07/21 16:20	11/08/21 23:16	7440-48-4	
Selenium	ND	ug/L	1.0	1	11/07/21 16:20	11/08/21 23:16	7782-49-2	
2320B Alkalinity	Analytical Method: SM 2320B							
	Pace Analytical Services - Indianapolis							
Alkalinity, Total as CaCO3	**221**	mg/L	2.0	1		11/09/21 11:15		
Alkalinity,Bicarbonate (CaCO3)	**221**	mg/L	2.0	1		11/09/21 11:15		
Alkalinity,Carbonate (CaCO3)	ND	mg/L	2.0	1		11/09/21 11:15		
2540C Total Dissolved Solids	Analytical Method: SM 2540C							
	Pace Analytical Services - Indianapolis							
Total Dissolved Solids	**1300**	mg/L	20.0	1		11/05/21 11:13		

REPORT OF LABORATORY ANALYSIS

This report shall not be reproduced, except in full,
without the written consent of Pace Analytical Services, LLC.

Pace Analytical Services, LLC
7726 Moller Road
Indianapolis, IN 46268
(317)228-3100

ANALYTICAL RESULTS

Project: Harding St Profile 1 Report 1
Pace Project No.: 50301927

Sample: MW-7D **Lab ID: 50301927002** Collected: 11/02/21 10:55 Received: 11/03/21 15:20 Matrix: Water

Parameters	Results	Units	Report Limit	DF	Prepared	Analyzed	CAS No.	Qual
4500H+ pH, Electrometric	Analytical Method: SM 4500-H+B Pace Analytical Services - Indianapolis							
pH at 25 Degrees C	**7.3**	Std. Units	0.10	1		11/09/21 12:40		H3
4500S2D Sulfide Water	Analytical Method: SM 4500-S2-D Pace Analytical Services - Indianapolis							
Sulfide	ND	mg/L	0.10	1		11/05/21 15:06	18496-25-8	
353.2 Nitrogen, NO2/NO3 unpres	Analytical Method: EPA 353.2 Pace Analytical Services - Indianapolis							
Nitrogen, Nitrate	ND	mg/L	0.10	1		11/04/21 09:51	14797-55-8	
Nitrogen, Nitrite	ND	mg/L	0.10	1		11/04/21 09:51	14797-65-0	
365.1 Total Phosphorus	Analytical Method: EPA 365.1 Preparation Method: EPA 365.1 Pace Analytical Services - Indianapolis							
Phosphate as P04	**1.0**	mg/L	0.15	1	11/12/21 10:30	11/17/21 09:50		
5310C TOC	Analytical Method: SM 5310C Pace Analytical Services - Indianapolis							
Total Organic Carbon	**1.9**	mg/L	1.0	1		11/13/21 15:53	7440-44-0	
5310C Dissolved Organic Carbon	Analytical Method: SM 5310C Pace Analytical Services - Indianapolis							
Dissolved Organic Carbon	**2.2**	mg/L	1.0	1		11/16/21 14:24		

REPORT OF LABORATORY ANALYSIS

This report shall not be reproduced, except in full,
without the written consent of Pace Analytical Services, LLC.

Pace Analytical Services, LLC
7726 Moller Road
Indianapolis, IN 46268
(317)228-3100

ANALYTICAL RESULTS

Project: Harding St Profile 1 Report 1
Pace Project No.: 50301927

Sample: MW-10S **Lab ID: 50301927003** Collected: 11/02/21 15:20 Received: 11/03/21 15:20 Matrix: Water

Parameters	Results	Units	Report Limit	DF	Prepared	Analyzed	CAS No.	Qual
9056 IC Anions	Analytical Method: EPA 9056							
	Pace Analytical Services - Indianapolis							
Chloride	**348**	mg/L	25.0	100		11/08/21 09:28	16887-00-6	
Fluoride	**2.5**	mg/L	0.10	1		11/08/21 09:12	16984-48-8	
Sulfate	**483**	mg/L	25.0	100		11/08/21 09:28	14808-79-8	
6010 MET ICP	Analytical Method: EPA 6010 Preparation Method: EPA 3010							
	Pace Analytical Services - Indianapolis							
Aluminum	ND	ug/L	200	1	11/12/21 13:51	11/15/21 09:29	7429-90-5	
Barium	**73.3**	ug/L	10.0	1	11/12/21 13:51	11/15/21 09:29	7440-39-3	
Boron	**1540**	ug/L	100	1	11/12/21 13:51	11/15/21 09:29	7440-42-8	
Cadmium	ND	ug/L	2.0	1	11/12/21 13:51	11/15/21 09:29	7440-43-9	
Calcium	**201000**	ug/L	2000	2	11/12/21 13:51	11/15/21 10:07	7440-70-2	
Chromium	ND	ug/L	10.0	1	11/12/21 13:51	11/15/21 09:29	7440-47-3	
Iron	**1190**	ug/L	100	1	11/12/21 13:51	11/15/21 09:29	7439-89-6	
Lead	ND	ug/L	10.0	1	11/12/21 13:51	11/15/21 09:29	7439-92-1	
Lithium	**53.3**	ug/L	20.0	1	11/12/21 13:51	11/15/21 09:29	7439-93-2	
Magnesium	**44600**	ug/L	1000	1	11/12/21 13:51	11/15/21 09:29	7439-95-4	
Manganese	**385**	ug/L	10.0	1	11/12/21 13:51	11/15/21 09:29	7439-96-5	
Molybdenum	**71.2**	ug/L	10.0	1	11/12/21 13:51	11/15/21 09:29	7439-98-7	
Potassium	**9900**	ug/L	1000	1	11/12/21 13:51	11/15/21 09:29	7440-09-7	
Silica	**13200**	ug/L	450	1	11/12/21 13:51	11/15/21 09:29	7631-86-9	N2
Sodium	**257000**	ug/L	2000	2	11/12/21 13:51	11/15/21 10:07	7440-23-5	
6010 MET ICP, Dissolved	Analytical Method: EPA 6010 Preparation Method: EPA 3010							
	Pace Analytical Services - Indianapolis							
Manganese, Dissolved	**359**	ug/L	10.0	1	11/12/21 13:35	11/13/21 01:53	7439-96-5	
Molybdenum, Dissolved	**69.0**	ug/L	10.0	1	11/12/21 13:35	11/13/21 01:53	7439-98-7	
6020 MET ICPMS	Analytical Method: EPA 6020 Preparation Method: EPA 200.2							
	Pace Analytical Services - Indianapolis							
Antimony	ND	ug/L	1.0	1	11/07/21 16:20	11/08/21 23:20	7440-36-0	
Arsenic	**429**	ug/L	5.0	5	11/07/21 16:20	11/08/21 21:49	7440-38-2	
Cobalt	ND	ug/L	1.0	1	11/07/21 16:20	11/08/21 23:20	7440-48-4	
Selenium	ND	ug/L	1.0	1	11/07/21 16:20	11/08/21 23:20	7782-49-2	
2320B Alkalinity	Analytical Method: SM 2320B							
	Pace Analytical Services - Indianapolis							
Alkalinity, Total as CaCO3	**264**	mg/L	2.0	1		11/09/21 11:15		
Alkalinity,Bicarbonate (CaCO3)	**264**	mg/L	2.0	1		11/09/21 11:15		
Alkalinity,Carbonate (CaCO3)	ND	mg/L	2.0	1		11/09/21 11:15		
2540C Total Dissolved Solids	Analytical Method: SM 2540C							
	Pace Analytical Services - Indianapolis							
Total Dissolved Solids	**1580**	mg/L	20.0	1		11/05/21 11:14		

REPORT OF LABORATORY ANALYSIS

This report shall not be reproduced, except in full,
without the written consent of Pace Analytical Services, LLC.

Pace Analytical Services, LLC
7726 Moller Road
Indianapolis, IN 46268
(317)228-3100

ANALYTICAL RESULTS

Project: Harding St Profile 1 Report 1
Pace Project No.: 50301927

Sample: MW-10S **Lab ID: 50301927003** Collected: 11/02/21 15:20 Received: 11/03/21 15:20 Matrix: Water

Parameters	Results	Units	Report Limit	DF	Prepared	Analyzed	CAS No.	Qual
4500H+ pH, Electrometric	Analytical Method: SM 4500-H+B Pace Analytical Services - Indianapolis							
pH at 25 Degrees C	**7.6**	Std. Units	0.10	1		11/09/21 12:54		H3
4500S2D Sulfide Water	Analytical Method: SM 4500-S2-D Pace Analytical Services - Indianapolis							
Sulfide	ND	mg/L	0.10	1		11/05/21 15:06	18496-25-8	
353.2 Nitrogen, NO2/NO3 unpres	Analytical Method: EPA 353.2 Pace Analytical Services - Indianapolis							
Nitrogen, Nitrate	ND	mg/L	0.10	1		11/04/21 10:09	14797-55-8	
Nitrogen, Nitrite	ND	mg/L	0.10	1		11/04/21 10:09	14797-65-0	
365.1 Total Phosphorus	Analytical Method: EPA 365.1 Preparation Method: EPA 365.1 Pace Analytical Services - Indianapolis							
Phosphate as P04	**1.4**	mg/L	0.15	1	11/12/21 10:30	11/17/21 09:51		
5310C TOC	Analytical Method: SM 5310C Pace Analytical Services - Indianapolis							
Total Organic Carbon	**2.3**	mg/L	1.0	1		11/13/21 16:06	7440-44-0	
5310C Dissolved Organic Carbon	Analytical Method: SM 5310C Pace Analytical Services - Indianapolis							
Dissolved Organic Carbon	**2.4**	mg/L	1.0	1		11/16/21 14:44		

REPORT OF LABORATORY ANALYSIS

This report shall not be reproduced, except in full,
without the written consent of Pace Analytical Services, LLC.

Pace Analytical Services, LLC
7726 Moller Road
Indianapolis, IN 46268
(317)228-3100

ANALYTICAL RESULTS

Project: Harding St Profile 1 Report 1
Pace Project No.: 50301927

Sample: MW-10D **Lab ID: 50301927004** Collected: 11/02/21 13:40 Received: 11/03/21 15:20 Matrix: Water

Parameters	Results	Units	Report Limit	DF	Prepared	Analyzed	CAS No.	Qual
9056 IC Anions	Analytical Method: EPA 9056							
	Pace Analytical Services - Indianapolis							
Chloride	**413**	mg/L	25.0	100		11/08/21 10:00	16887-00-6	
Fluoride	**2.0**	mg/L	0.10	1		11/08/21 09:44	16984-48-8	
Sulfate	**546**	mg/L	25.0	100		11/08/21 10:00	14808-79-8	
6010 MET ICP	Analytical Method: EPA 6010 Preparation Method: EPA 3010							
	Pace Analytical Services - Indianapolis							
Aluminum	ND	ug/L	200	1	11/12/21 13:51	11/15/21 09:31	7429-90-5	
Barium	**33.3**	ug/L	10.0	1	11/12/21 13:51	11/15/21 09:31	7440-39-3	
Boron	**3670**	ug/L	100	1	11/12/21 13:51	11/15/21 09:31	7440-42-8	
Cadmium	ND	ug/L	2.0	1	11/12/21 13:51	11/15/21 09:31	7440-43-9	
Calcium	**205000**	ug/L	2000	2	11/12/21 13:51	11/15/21 10:09	7440-70-2	
Chromium	ND	ug/L	10.0	1	11/12/21 13:51	11/15/21 09:31	7440-47-3	
Iron	**1840**	ug/L	100	1	11/12/21 13:51	11/15/21 09:31	7439-89-6	
Lead	ND	ug/L	10.0	1	11/12/21 13:51	11/15/21 09:31	7439-92-1	
Lithium	**67.4**	ug/L	20.0	1	11/12/21 13:51	11/15/21 09:31	7439-93-2	
Magnesium	**73400**	ug/L	1000	1	11/12/21 13:51	11/15/21 09:31	7439-95-4	
Manganese	**184**	ug/L	10.0	1	11/12/21 13:51	11/15/21 09:31	7439-96-5	
Molybdenum	**84.1**	ug/L	10.0	1	11/12/21 13:51	11/15/21 09:31	7439-98-7	
Potassium	**12900**	ug/L	1000	1	11/12/21 13:51	11/15/21 09:31	7440-09-7	
Silica	**14200**	ug/L	450	1	11/12/21 13:51	11/15/21 09:31	7631-86-9	N2
Sodium	**244000**	ug/L	2000	2	11/12/21 13:51	11/15/21 10:09	7440-23-5	
6010 MET ICP, Dissolved	Analytical Method: EPA 6010 Preparation Method: EPA 3010							
	Pace Analytical Services - Indianapolis							
Manganese, Dissolved	**178**	ug/L	10.0	1	11/12/21 13:35	11/13/21 01:56	7439-96-5	
Molybdenum, Dissolved	**83.2**	ug/L	10.0	1	11/12/21 13:35	11/13/21 01:56	7439-98-7	
6020 MET ICPMS	Analytical Method: EPA 6020 Preparation Method: EPA 200.2							
	Pace Analytical Services - Indianapolis							
Antimony	ND	ug/L	1.0	1	11/07/21 16:20	11/08/21 23:35	7440-36-0	
Arsenic	**173**	ug/L	1.0	1	11/07/21 16:20	11/08/21 23:35	7440-38-2	
Cobalt	ND	ug/L	1.0	1	11/07/21 16:20	11/08/21 23:35	7440-48-4	
Selenium	ND	ug/L	1.0	1	11/07/21 16:20	11/08/21 23:35	7782-49-2	
2320B Alkalinity	Analytical Method: SM 2320B							
	Pace Analytical Services - Indianapolis							
Alkalinity, Total as CaCO3	**267**	mg/L	2.0	1		11/09/21 11:15		
Alkalinity,Bicarbonate (CaCO3)	**267**	mg/L	2.0	1		11/09/21 11:15		
Alkalinity,Carbonate (CaCO3)	ND	mg/L	2.0	1		11/09/21 11:15		
2540C Total Dissolved Solids	Analytical Method: SM 2540C							
	Pace Analytical Services - Indianapolis							
Total Dissolved Solids	**1700**	mg/L	40.0	1		11/05/21 11:14		

REPORT OF LABORATORY ANALYSIS

This report shall not be reproduced, except in full,
without the written consent of Pace Analytical Services, LLC.

Pace Analytical Services, LLC
7726 Moller Road
Indianapolis, IN 46268
(317)228-3100

ANALYTICAL RESULTS

Project: Harding St Profile 1 Report 1
Pace Project No.: 50301927

Sample: MW-10D **Lab ID: 50301927004** Collected: 11/02/21 13:40 Received: 11/03/21 15:20 Matrix: Water

Parameters	Results	Units	Report Limit	DF	Prepared	Analyzed	CAS No.	Qual
4500H+ pH, Electrometric	Analytical Method: SM 4500-H+B Pace Analytical Services - Indianapolis							
pH at 25 Degrees C	**7.4**	Std. Units	0.10	1		11/09/21 12:49		H3
4500S2D Sulfide Water	Analytical Method: SM 4500-S2-D Pace Analytical Services - Indianapolis							
Sulfide	ND	mg/L	0.10	1		11/05/21 15:06	18496-25-8	
353.2 Nitrogen, NO2/NO3 unpres	Analytical Method: EPA 353.2 Pace Analytical Services - Indianapolis							
Nitrogen, Nitrate	ND	mg/L	0.10	1		11/04/21 10:04	14797-55-8	
Nitrogen, Nitrite	ND	mg/L	0.10	1		11/04/21 10:04	14797-65-0	
365.1 Total Phosphorus	Analytical Method: EPA 365.1 Preparation Method: EPA 365.1 Pace Analytical Services - Indianapolis							
Phosphate as P04	**0.29**	mg/L	0.15	1	11/12/21 10:30	11/17/21 09:51		
5310C TOC	Analytical Method: SM 5310C Pace Analytical Services - Indianapolis							
Total Organic Carbon	**2.2**	mg/L	1.0	1		11/13/21 16:33	7440-44-0	
5310C Dissolved Organic Carbon	Analytical Method: SM 5310C Pace Analytical Services - Indianapolis							
Dissolved Organic Carbon	**2.2**	mg/L	1.0	1		11/16/21 15:05		

REPORT OF LABORATORY ANALYSIS

This report shall not be reproduced, except in full,
without the written consent of Pace Analytical Services, LLC.

Pace Analytical Services, LLC
7726 Moller Road
Indianapolis, IN 46268
(317)228-3100

ANALYTICAL RESULTS

Project: Harding St Profile 1 Report 1
Pace Project No.: 50301927

Sample: MW-13S **Lab ID: 50301927005** Collected: 11/02/21 12:30 Received: 11/03/21 15:20 Matrix: Water

Parameters	Results	Units	Report Limit	DF	Prepared	Analyzed	CAS No.	Qual
9056 IC Anions	Analytical Method: EPA 9056							
	Pace Analytical Services - Indianapolis							
Chloride	**282**	mg/L	25.0	100		11/08/21 10:31	16887-00-6	
Fluoride	**0.83**	mg/L	0.10	1		11/08/21 10:16	16984-48-8	
Sulfate	**434**	mg/L	25.0	100		11/08/21 10:31	14808-79-8	
6010 MET ICP	Analytical Method: EPA 6010 Preparation Method: EPA 3010							
	Pace Analytical Services - Indianapolis							
Aluminum	ND	ug/L	200	1	11/12/21 13:51	11/15/21 09:33	7429-90-5	
Barium	**44.2**	ug/L	10.0	1	11/12/21 13:51	11/15/21 09:33	7440-39-3	
Boron	**8620**	ug/L	100	1	11/12/21 13:51	11/15/21 09:33	7440-42-8	
Cadmium	ND	ug/L	2.0	1	11/12/21 13:51	11/15/21 09:33	7440-43-9	
Calcium	**179000**	ug/L	1000	1	11/12/21 13:51	11/15/21 09:33	7440-70-2	
Chromium	ND	ug/L	10.0	1	11/12/21 13:51	11/15/21 09:33	7440-47-3	
Iron	**1970**	ug/L	100	1	11/12/21 13:51	11/15/21 09:33	7439-89-6	
Lead	ND	ug/L	10.0	1	11/12/21 13:51	11/15/21 09:33	7439-92-1	
Lithium	**73.3**	ug/L	20.0	1	11/12/21 13:51	11/15/21 09:33	7439-93-2	
Magnesium	**51900**	ug/L	1000	1	11/12/21 13:51	11/15/21 09:33	7439-95-4	
Manganese	**434**	ug/L	10.0	1	11/12/21 13:51	11/15/21 09:33	7439-96-5	
Molybdenum	**553**	ug/L	10.0	1	11/12/21 13:51	11/15/21 09:33	7439-98-7	
Potassium	**13200**	ug/L	1000	1	11/12/21 13:51	11/15/21 09:33	7440-09-7	
Silica	**14000**	ug/L	450	1	11/12/21 13:51	11/15/21 09:33	7631-86-9	N2
Sodium	**185000**	ug/L	1000	1	11/12/21 13:51	11/15/21 09:33	7440-23-5	
6010 MET ICP, Dissolved	Analytical Method: EPA 6010 Preparation Method: EPA 3010							
	Pace Analytical Services - Indianapolis							
Manganese, Dissolved	**385**	ug/L	10.0	1	11/12/21 13:35	11/13/21 01:58	7439-96-5	
Molybdenum, Dissolved	**562**	ug/L	10.0	1	11/12/21 13:35	11/13/21 01:58	7439-98-7	
6020 MET ICPMS	Analytical Method: EPA 6020 Preparation Method: EPA 200.2							
	Pace Analytical Services - Indianapolis							
Antimony	ND	ug/L	1.0	1	11/07/21 16:20	11/08/21 23:39	7440-36-0	
Arsenic	**368**	ug/L	5.0	5	11/07/21 16:20	11/08/21 22:08	7440-38-2	
Cobalt	ND	ug/L	1.0	1	11/07/21 16:20	11/08/21 23:39	7440-48-4	
Selenium	ND	ug/L	1.0	1	11/07/21 16:20	11/08/21 23:39	7782-49-2	
2320B Alkalinity	Analytical Method: SM 2320B							
	Pace Analytical Services - Indianapolis							
Alkalinity, Total as CaCO3	**264**	mg/L	2.0	1		11/09/21 11:15		
Alkalinity,Bicarbonate (CaCO3)	**264**	mg/L	2.0	1		11/09/21 11:15		
Alkalinity,Carbonate (CaCO3)	ND	mg/L	2.0	1		11/09/21 11:15		
2540C Total Dissolved Solids	Analytical Method: SM 2540C							
	Pace Analytical Services - Indianapolis							
Total Dissolved Solids	**1340**	mg/L	20.0	1		11/05/21 11:15		

REPORT OF LABORATORY ANALYSIS

This report shall not be reproduced, except in full,
without the written consent of Pace Analytical Services, LLC.

Pace Analytical Services, LLC
7726 Moller Road
Indianapolis, IN 46268
(317)228-3100

ANALYTICAL RESULTS

Project: Harding St Profile 1 Report 1
Pace Project No.: 50301927

Sample: MW-13S **Lab ID: 50301927005** Collected: 11/02/21 12:30 Received: 11/03/21 15:20 Matrix: Water

Parameters	Results	Units	Report Limit	DF	Prepared	Analyzed	CAS No.	Qual
4500H+ pH, Electrometric	Analytical Method: SM 4500-H+B Pace Analytical Services - Indianapolis							
pH at 25 Degrees C	**7.4**	Std. Units	0.10	1		11/09/21 12:48		H3
4500S2D Sulfide Water	Analytical Method: SM 4500-S2-D Pace Analytical Services - Indianapolis							
Sulfide	ND	mg/L	0.10	1		11/05/21 15:06	18496-25-8	
353.2 Nitrogen, NO2/NO3 unpres	Analytical Method: EPA 353.2 Pace Analytical Services - Indianapolis							
Nitrogen, Nitrate	ND	mg/L	0.10	1		11/04/21 09:58	14797-55-8	
Nitrogen, Nitrite	ND	mg/L	0.10	1		11/04/21 09:58	14797-65-0	
365.1 Total Phosphorus	Analytical Method: EPA 365.1 Preparation Method: EPA 365.1 Pace Analytical Services - Indianapolis							
Phosphate as P04	**0.45**	mg/L	0.15	1	11/12/21 12:30	11/17/21 09:57		
5310C TOC	Analytical Method: SM 5310C Pace Analytical Services - Indianapolis							
Total Organic Carbon	**3.2**	mg/L	1.0	1		11/13/21 17:13	7440-44-0	
5310C Dissolved Organic Carbon	Analytical Method: SM 5310C Pace Analytical Services - Indianapolis							
Dissolved Organic Carbon	**4.0**	mg/L	1.0	1		11/16/21 15:26		

REPORT OF LABORATORY ANALYSIS

This report shall not be reproduced, except in full,
without the written consent of Pace Analytical Services, LLC.

Pace Analytical Services, LLC
7726 Moller Road
Indianapolis, IN 46268
(317)228-3100

ANALYTICAL RESULTS

Project: Harding St Profile 1 Report 1
Pace Project No.: 50301927

Sample: DUP 2 **Lab ID: 50301927006** Collected: 11/02/21 08:00 Received: 11/03/21 15:20 Matrix: Water

Parameters	Results	Units	Report Limit	DF	Prepared	Analyzed	CAS No.	Qual
9056 IC Anions	Analytical Method: EPA 9056							
	Pace Analytical Services - Indianapolis							
Chloride	**410**	mg/L	25.0	100		11/08/21 11:35	16887-00-6	
Fluoride	**2.0**	mg/L	0.10	1		11/08/21 11:19	16984-48-8	
Sulfate	**540**	mg/L	25.0	100		11/08/21 11:35	14808-79-8	
6010 MET ICP	Analytical Method: EPA 6010 Preparation Method: EPA 3010							
	Pace Analytical Services - Indianapolis							
Aluminum	ND	ug/L	200	1	11/12/21 13:51	11/15/21 09:36	7429-90-5	
Barium	**32.7**	ug/L	10.0	1	11/12/21 13:51	11/15/21 09:36	7440-39-3	
Boron	**3490**	ug/L	100	1	11/12/21 13:51	11/15/21 09:36	7440-42-8	
Cadmium	ND	ug/L	2.0	1	11/12/21 13:51	11/15/21 09:36	7440-43-9	
Calcium	**198000**	ug/L	2000	2	11/12/21 13:51	11/15/21 10:12	7440-70-2	
Chromium	ND	ug/L	10.0	1	11/12/21 13:51	11/15/21 09:36	7440-47-3	
Iron	**1770**	ug/L	100	1	11/12/21 13:51	11/15/21 09:36	7439-89-6	
Lead	ND	ug/L	10.0	1	11/12/21 13:51	11/15/21 09:36	7439-92-1	
Lithium	**69.2**	ug/L	20.0	1	11/12/21 13:51	11/15/21 09:36	7439-93-2	
Magnesium	**71100**	ug/L	1000	1	11/12/21 13:51	11/15/21 09:36	7439-95-4	
Manganese	**174**	ug/L	10.0	1	11/12/21 13:51	11/15/21 09:36	7439-96-5	
Molybdenum	**82.1**	ug/L	10.0	1	11/12/21 13:51	11/15/21 09:36	7439-98-7	
Potassium	**12500**	ug/L	1000	1	11/12/21 13:51	11/15/21 09:36	7440-09-7	
Silica	**13900**	ug/L	450	1	11/12/21 13:51	11/15/21 09:36	7631-86-9	N2
Sodium	**240000**	ug/L	2000	2	11/12/21 13:51	11/15/21 10:12	7440-23-5	
6010 MET ICP, Dissolved	Analytical Method: EPA 6010 Preparation Method: EPA 3010							
	Pace Analytical Services - Indianapolis							
Manganese, Dissolved	**173**	ug/L	10.0	1	11/12/21 13:35	11/13/21 02:00	7439-96-5	
Molybdenum, Dissolved	**81.9**	ug/L	10.0	1	11/12/21 13:35	11/13/21 02:00	7439-98-7	
6020 MET ICPMS	Analytical Method: EPA 6020 Preparation Method: EPA 200.2							
	Pace Analytical Services - Indianapolis							
Antimony	ND	ug/L	1.0	1	11/07/21 16:20	11/08/21 23:44	7440-36-0	
Arsenic	**180**	ug/L	1.0	1	11/07/21 16:20	11/08/21 23:44	7440-38-2	
Cobalt	ND	ug/L	1.0	1	11/07/21 16:20	11/08/21 23:44	7440-48-4	
Selenium	ND	ug/L	1.0	1	11/07/21 16:20	11/08/21 23:44	7782-49-2	
2320B Alkalinity	Analytical Method: SM 2320B							
	Pace Analytical Services - Indianapolis							
Alkalinity, Total as CaCO3	**264**	mg/L	2.0	1		11/09/21 11:15		
Alkalinity,Bicarbonate (CaCO3)	**264**	mg/L	2.0	1		11/09/21 11:15		
Alkalinity,Carbonate (CaCO3)	ND	mg/L	2.0	1		11/09/21 11:15		
2540C Total Dissolved Solids	Analytical Method: SM 2540C							
	Pace Analytical Services - Indianapolis							
Total Dissolved Solids	**1750**	mg/L	40.0	1		11/05/21 11:15		

REPORT OF LABORATORY ANALYSIS

This report shall not be reproduced, except in full,
without the written consent of Pace Analytical Services, LLC.

Pace Analytical Services, LLC
7726 Moller Road
Indianapolis, IN 46268
(317)228-3100

ANALYTICAL RESULTS

Project: Harding St Profile 1 Report 1
Pace Project No.: 50301927

Sample: DUP 2 **Lab ID: 50301927006** Collected: 11/02/21 08:00 Received: 11/03/21 15:20 Matrix: Water

Parameters	Results	Units	Report Limit	DF	Prepared	Analyzed	CAS No.	Qual
4500H+ pH, Electrometric	Analytical Method: SM 4500-H+B Pace Analytical Services - Indianapolis							
pH at 25 Degrees C	**7.0**	Std. Units	0.10	1		11/09/21 12:22		H3
4500S2D Sulfide Water	Analytical Method: SM 4500-S2-D Pace Analytical Services - Indianapolis							
Sulfide	ND	mg/L	0.10	1		11/05/21 15:06	18496-25-8	
353.2 Nitrogen, NO2/NO3 unpres	Analytical Method: EPA 353.2 Pace Analytical Services - Indianapolis							
Nitrogen, Nitrate	ND	mg/L	0.10	1		11/04/21 09:43	14797-55-8	
Nitrogen, Nitrite	ND	mg/L	0.10	1		11/04/21 09:43	14797-65-0	
365.1 Total Phosphorus	Analytical Method: EPA 365.1 Preparation Method: EPA 365.1 Pace Analytical Services - Indianapolis							
Phosphate as P04	**0.23**	mg/L	0.15	1	11/12/21 12:30	11/17/21 09:57		
5310C TOC	Analytical Method: SM 5310C Pace Analytical Services - Indianapolis							
Total Organic Carbon	**2.1**	mg/L	1.0	1		11/13/21 17:27	7440-44-0	
5310C Dissolved Organic Carbon	Analytical Method: SM 5310C Pace Analytical Services - Indianapolis							
Dissolved Organic Carbon	**2.5**	mg/L	1.0	1		11/16/21 15:47		

REPORT OF LABORATORY ANALYSIS

This report shall not be reproduced, except in full,
without the written consent of Pace Analytical Services, LLC.

Pace Analytical Services, LLC
7726 Moller Road
Indianapolis, IN 46268
(317)228-3100

QUALITY CONTROL DATA

Project: Harding St Profile 1 Report 1
Pace Project No.: 50301927

QC Batch: 648603 | Analysis Method: EPA 9056
QC Batch Method: EPA 9056 | Analysis Description: 9056 IC Anions
Laboratory: Pace Analytical Services - Indianapolis
Associated Lab Samples: 50301927001, 50301927002, 50301927003, 50301927004, 50301927005, 50301927006

METHOD BLANK: 2988468 Matrix: Water
Associated Lab Samples: 50301927001, 50301927002, 50301927003, 50301927004, 50301927005, 50301927006

Parameter	Units	Blank Result	Reporting Limit	Analyzed	Qualifiers
Chloride	mg/L	ND	0.25	11/08/21 05:16	
Fluoride	mg/L	ND	0.10	11/08/21 05:16	
Sulfate	mg/L	ND	0.25	11/08/21 05:16	

LABORATORY CONTROL SAMPLE: 2988469

Parameter	Units	Spike Conc.	LCS Result	LCS % Rec	% Rec Limits	Qualifiers
Chloride	mg/L	1.2	1.1	92	80-120	
Fluoride	mg/L	0.5	0.43	85	80-120	
Sulfate	mg/L	2.5	2.3	92	80-120	

MATRIX SPIKE & MATRIX SPIKE DUPLICATE: 2988470 2988471

Parameter	Units	50301927001 Result	MS Spike Conc.	MSD Spike Conc.	MS Result	MSD Result	MS % Rec	MSD % Rec	% Rec Limits	RPD	Max RPD	Qual
Chloride	mg/L	220	125	125	341	341	97	96	80-120	0	15	
Fluoride	mg/L	0.50	0.5	0.5	0.94	0.94	88	88	80-120	0	15	
Sulfate	mg/L	500	250	250	746	750	99	100	80-120	0	15	

Results presented on this page are in the units indicated by the "Units" column except where an alternate unit is presented to the right of the result.

REPORT OF LABORATORY ANALYSIS

This report shall not be reproduced, except in full,
without the written consent of Pace Analytical Services, LLC.

Pace Analytical Services, LLC
7726 Moller Road
Indianapolis, IN 46268
(317)228-3100

QUALITY CONTROL DATA

Project: Harding St Profile 1 Report 1
Pace Project No.: 50301927

QC Batch: 648877
QC Batch Method: EPA 3010
Analysis Method: EPA 6010
Analysis Description: 6010 MET
Laboratory: Pace Analytical Services - Indianapolis
Associated Lab Samples: 50301927001, 50301927002, 50301927003, 50301927004, 50301927005, 50301927006

METHOD BLANK: 2990119 Matrix: Water
Associated Lab Samples: 50301927001, 50301927002, 50301927003, 50301927004, 50301927005, 50301927006

Parameter	Units	Blank Result	Reporting Limit	Analyzed	Qualifiers
Aluminum	ug/L	ND	200	11/15/21 08:42	
Barium	ug/L	ND	10.0	11/15/21 08:42	
Boron	ug/L	ND	100	11/15/21 08:42	
Cadmium	ug/L	ND	2.0	11/15/21 08:42	
Calcium	ug/L	ND	1000	11/15/21 08:42	
Chromium	ug/L	ND	10.0	11/15/21 08:42	
Iron	ug/L	ND	100	11/15/21 08:42	
Lead	ug/L	ND	10.0	11/15/21 08:42	
Lithium	ug/L	ND	20.0	11/15/21 08:42	
Magnesium	ug/L	ND	1000	11/15/21 08:42	
Manganese	ug/L	ND	10.0	11/15/21 08:42	
Molybdenum	ug/L	ND	10.0	11/15/21 08:42	
Potassium	ug/L	ND	1000	11/15/21 08:42	
Silica	ug/L	ND	450	11/15/21 08:42	N2
Sodium	ug/L	ND	1000	11/15/21 08:42	

LABORATORY CONTROL SAMPLE: 2990120

Parameter	Units	Spike Conc.	LCS Result	LCS % Rec	% Rec Limits	Qualifiers
Aluminum	ug/L	5000	4900	98	80-120	
Barium	ug/L	1000	963	96	80-120	
Boron	ug/L	1000	956	96	80-120	
Cadmium	ug/L	1000	934	93	80-120	
Calcium	ug/L	5000	4950	99	80-120	
Chromium	ug/L	1000	972	97	80-120	
Iron	ug/L	2500	2430	97	80-120	
Lead	ug/L	1000	923	92	80-120	
Lithium	ug/L	1000	1020	102	80-120	
Magnesium	ug/L	5000	4710	94	80-120	
Manganese	ug/L	1000	952	95	80-120	
Molybdenum	ug/L	1000	950	95	80-120	
Potassium	ug/L	5000	4830	97	80-120	
Silica	ug/L	5350	5090	95		N2
Sodium	ug/L	5000	4720	94	80-120	

Results presented on this page are in the units indicated by the "Units" column except where an alternate unit is presented to the right of the result.

REPORT OF LABORATORY ANALYSIS

This report shall not be reproduced, except in full,
without the written consent of Pace Analytical Services, LLC.

Pace Analytical Services, LLC
7726 Moller Road
Indianapolis, IN 46268
(317)228-3100

QUALITY CONTROL DATA

Project: Harding St Profile 1 Report 1
Pace Project No.: 50301927

MATRIX SPIKE & MATRIX SPIKE DUPLICATE: 2990121 2990122

Parameter	Units	50301920003 Result	MS Spike Conc.	MSD Spike Conc.	MS Result	MSD Result	MS % Rec	MSD % Rec	% Rec Limits	RPD	Max RPD	Qual
Aluminum	ug/L	ND	5000	5000	4980	4960	97	97	75-125	0	20	
Barium	ug/L	118	1000	1000	1090	1090	97	97	75-125	0	20	
Boron	ug/L	5350	1000	1000	6300	6300	96	96	75-125	0	20	
Cadmium	ug/L	ND	1000	1000	951	950	95	95	75-125	0	20	
Calcium	ug/L	147000	5000	5000	155000	153000	160	126	75-125	1	20	P6
Chromium	ug/L	ND	1000	1000	981	981	98	98	75-125	0	20	
Iron	ug/L	4890	2500	2500	7310	7260	97	95	75-125	1	20	
Lead	ug/L	ND	1000	1000	891	887	89	89	75-125	1	20	
Lithium	ug/L	69.4	1000	1000	1140	1140	107	107	75-125	1	20	
Magnesium	ug/L	41000	5000	5000	45500	45300	89	86	75-125	0	20	
Manganese	ug/L	698	1000	1000	1650	1640	95	95	75-125	1	20	
Molybdenum	ug/L	116	1000	1000	1090	1090	97	97	75-125	0	20	
Potassium	ug/L	5810	5000	5000	11000	11100	105	106	75-125	0	20	
Silica	ug/L	12400	5350	5350	17400	17400	93	94		0		N2
Sodium	ug/L	80600	5000	5000	86800	86800	124	123	75-125	0	20	

Results presented on this page are in the units indicated by the "Units" column except where an alternate unit is presented to the right of the result.

REPORT OF LABORATORY ANALYSIS

This report shall not be reproduced, except in full,
without the written consent of Pace Analytical Services, LLC.

Pace Analytical Services, LLC
7726 Moller Road
Indianapolis, IN 46268
(317)228-3100

QUALITY CONTROL DATA

Project: Harding St Profile 1 Report 1
Pace Project No.: 50301927

QC Batch: 648526
QC Batch Method: EPA 3010
Analysis Method: EPA 6010
Analysis Description: 6010 MET Dissolved
Laboratory: Pace Analytical Services - Indianapolis
Associated Lab Samples: 50301927001, 50301927002, 50301927003, 50301927004, 50301927005, 50301927006

METHOD BLANK: 2988170 Matrix: Water
Associated Lab Samples: 50301927001, 50301927002, 50301927003, 50301927004, 50301927005, 50301927006

Parameter	Units	Blank Result	Reporting Limit	Analyzed	Qualifiers
Manganese, Dissolved	ug/L	ND	10.0	11/13/21 01:06	
Molybdenum, Dissolved	ug/L	ND	10.0	11/13/21 01:06	

LABORATORY CONTROL SAMPLE: 2988171

Parameter	Units	Spike Conc.	LCS Result	LCS % Rec	% Rec Limits	Qualifiers
Manganese, Dissolved	ug/L	1000	904	90	80-120	
Molybdenum, Dissolved	ug/L	1000	944	94	80-120	

MATRIX SPIKE & MATRIX SPIKE DUPLICATE: 2988172 2988173

Parameter	Units	50301920003 Result	MS Spike Conc.	MSD Spike Conc.	MS Result	MSD Result	MS % Rec	MSD % Rec	% Rec Limits	RPD	Max RPD	Qual
Manganese, Dissolved	ug/L	665	1000	1000	1520	1530	85	87	75-125	1	20	
Molybdenum, Dissolved	ug/L	120	1000	1000	1060	1080	94	96	75-125	2	20	

Results presented on this page are in the units indicated by the "Units" column except where an alternate unit is presented to the right of the result.

REPORT OF LABORATORY ANALYSIS

This report shall not be reproduced, except in full,
without the written consent of Pace Analytical Services, LLC.

Pace Analytical Services, LLC
7726 Moller Road
Indianapolis, IN 46268
(317)228-3100

QUALITY CONTROL DATA

Project: Harding St Profile 1 Report 1
Pace Project No.: 50301927

QC Batch: 648844
QC Batch Method: EPA 200.2
Analysis Method: EPA 6020
Analysis Description: 6020 MET
Laboratory: Pace Analytical Services - Indianapolis
Associated Lab Samples: 50301927001, 50301927002, 50301927003, 50301927004, 50301927005, 50301927006

METHOD BLANK: 2989855 Matrix: Water
Associated Lab Samples: 50301927001, 50301927002, 50301927003, 50301927004, 50301927005, 50301927006

Parameter	Units	Blank Result	Reporting Limit	Analyzed	Qualifiers
Antimony	ug/L	ND	1.0	11/08/21 19:45	
Arsenic	ug/L	ND	1.0	11/08/21 19:45	
Cobalt	ug/L	ND	1.0	11/08/21 19:45	
Selenium	ug/L	ND	1.0	11/08/21 19:45	

LABORATORY CONTROL SAMPLE: 2989856

Parameter	Units	Spike Conc.	LCS Result	LCS % Rec	% Rec Limits	Qualifiers
Antimony	ug/L	40	42.1	105	80-120	
Arsenic	ug/L	40	37.1	93	80-120	
Cobalt	ug/L	40	39.8	99	80-120	
Selenium	ug/L	40	38.5	96	80-120	

MATRIX SPIKE & MATRIX SPIKE DUPLICATE: 2989857 2989858

Parameter	Units	50301920001 Result	MS Spike Conc.	MSD Spike Conc.	MS Result	MSD Result	MS % Rec	MSD % Rec	% Rec Limits	RPD	Max RPD	Qual
Antimony	ug/L	ND	40	40	43.5	41.8	108	104	75-125	4	20	
Arsenic	ug/L	2.3	40	40	38.9	38.3	91	90	75-125	1	20	
Cobalt	ug/L	ND	40	40	37.6	36.1	93	89	75-125	4	20	
Selenium	ug/L	ND	40	40	37.9	37.1	94	92	75-125	2	20	

Results presented on this page are in the units indicated by the "Units" column except where an alternate unit is presented to the right of the result.

REPORT OF LABORATORY ANALYSIS

This report shall not be reproduced, except in full,
without the written consent of Pace Analytical Services, LLC.

Pace Analytical Services, LLC
7726 Moller Road
Indianapolis, IN 46268
(317)228-3100

QUALITY CONTROL DATA

Project: Harding St Profile 1 Report 1
Pace Project No.: 50301927

QC Batch: 649249 | Analysis Method: SM 2320B
QC Batch Method: SM 2320B | Analysis Description: 2320B Alkalinity
Laboratory: Pace Analytical Services - Indianapolis
Associated Lab Samples: 50301927001, 50301927002, 50301927003, 50301927004, 50301927005, 50301927006

METHOD BLANK: 2991616 Matrix: Water
Associated Lab Samples: 50301927001, 50301927002, 50301927003, 50301927004, 50301927005, 50301927006

Parameter	Units	Blank Result	Reporting Limit	Analyzed	Qualifiers
Alkalinity, Total as CaCO3	mg/L	ND	2.0	11/09/21 11:15	
Alkalinity,Bicarbonate (CaCO3)	mg/L	ND	2.0	11/09/21 11:15	
Alkalinity,Carbonate (CaCO3)	mg/L	ND	2.0	11/09/21 11:15	

LABORATORY CONTROL SAMPLE: 2991617

Parameter	Units	Spike Conc.	LCS Result	LCS % Rec	% Rec Limits	Qualifiers
Alkalinity, Total as CaCO3	mg/L	50	49.1	98	90-110	

SAMPLE DUPLICATE: 2991618

Parameter	Units	50301920001 Result	Dup Result	RPD	Max RPD	Qualifiers
Alkalinity, Total as CaCO3	mg/L	312	312	0	20	
Alkalinity,Bicarbonate (CaCO3)	mg/L	312	312	0	20	
Alkalinity,Carbonate (CaCO3)	mg/L	ND	ND		20	

SAMPLE DUPLICATE: 2991619

Parameter	Units	50301927001 Result	Dup Result	RPD	Max RPD	Qualifiers
Alkalinity, Total as CaCO3	mg/L	234	248	6	20	
Alkalinity,Bicarbonate (CaCO3)	mg/L	234	248	6	20	
Alkalinity,Carbonate (CaCO3)	mg/L	ND	ND		20	

Results presented on this page are in the units indicated by the "Units" column except where an alternate unit is presented to the right of the result.

REPORT OF LABORATORY ANALYSIS

This report shall not be reproduced, except in full,
without the written consent of Pace Analytical Services, LLC.

Pace Analytical Services, LLC
7726 Moller Road
Indianapolis, IN 46268
(317)228-3100

QUALITY CONTROL DATA

Project: Harding St Profile 1 Report 1
Pace Project No.: 50301927

QC Batch: 648797 | Analysis Method: SM 2540C
QC Batch Method: SM 2540C | Analysis Description: 2540C Total Dissolved Solids
Laboratory: Pace Analytical Services - Indianapolis
Associated Lab Samples: 50301927001, 50301927002, 50301927003, 50301927004, 50301927005, 50301927006

METHOD BLANK: 2989635 Matrix: Water
Associated Lab Samples: 50301927001, 50301927002, 50301927003, 50301927004, 50301927005, 50301927006

Parameter	Units	Blank Result	Reporting Limit	Analyzed	Qualifiers
Total Dissolved Solids	mg/L	ND	10.0	11/05/21 11:06	

LABORATORY CONTROL SAMPLE: 2989636

Parameter	Units	Spike Conc.	LCS Result	LCS % Rec	% Rec Limits	Qualifiers
Total Dissolved Solids	mg/L	300	302	101	80-120	

SAMPLE DUPLICATE: 2989637

Parameter	Units	50301920003 Result	Dup Result	RPD	Max RPD	Qualifiers
Total Dissolved Solids	mg/L	836	832	0	10	

SAMPLE DUPLICATE: 2989638

Parameter	Units	50301920004 Result	Dup Result	RPD	Max RPD	Qualifiers
Total Dissolved Solids	mg/L	762	762	0	10	

Results presented on this page are in the units indicated by the "Units" column except where an alternate unit is presented to the right of the result.

REPORT OF LABORATORY ANALYSIS

This report shall not be reproduced, except in full,
without the written consent of Pace Analytical Services, LLC.

Pace Analytical Services, LLC
7726 Moller Road
Indianapolis, IN 46268
(317)228-3100

QUALITY CONTROL DATA

Project: Harding St Profile 1 Report 1
Pace Project No.: 50301927

QC Batch: 649339
QC Batch Method: SM 4500-H+B
Analysis Method: SM 4500-H+B
Analysis Description: 4500H+B pH
Laboratory: Pace Analytical Services - Indianapolis
Associated Lab Samples: 50301927001, 50301927002, 50301927003, 50301927004, 50301927005, 50301927006

SAMPLE DUPLICATE: 2991994

Parameter	Units	50301769001 Result	Dup Result	RPD	Max RPD	Qualifiers
pH at 25 Degrees C	Std. Units	5.6	5.6	0	2	H3

SAMPLE DUPLICATE: 2991995

Parameter	Units	50301769006 Result	Dup Result	RPD	Max RPD	Qualifiers
pH at 25 Degrees C	Std. Units	6.9	7.0	1	2	H3

Results presented on this page are in the units indicated by the "Units" column except where an alternate unit is presented to the right of the result.

REPORT OF LABORATORY ANALYSIS

This report shall not be reproduced, except in full,
without the written consent of Pace Analytical Services, LLC.

Pace Analytical Services, LLC
7726 Moller Road
Indianapolis, IN 46268
(317)228-3100

QUALITY CONTROL DATA

Project: Harding St Profile 1 Report 1
Pace Project No.: 50301927

QC Batch: 648870 | Analysis Method: SM 4500-S2-D
QC Batch Method: SM 4500-S2-D | Analysis Description: 4500S2D Sulfide Water
Laboratory: Pace Analytical Services - Indianapolis
Associated Lab Samples: 50301927001, 50301927002, 50301927003, 50301927004, 50301927005, 50301927006

METHOD BLANK: 2990073 Matrix: Water
Associated Lab Samples: 50301927001, 50301927002, 50301927003, 50301927004, 50301927005, 50301927006

Parameter	Units	Blank Result	Reporting Limit	Analyzed	Qualifiers
Sulfide	mg/L	ND	0.10	11/05/21 15:06	

LABORATORY CONTROL SAMPLE: 2990074

Parameter	Units	Spike Conc.	LCS Result	LCS % Rec	% Rec Limits	Qualifiers
Sulfide	mg/L	0.5	0.49	98	90-110	

MATRIX SPIKE & MATRIX SPIKE DUPLICATE: 2990075 2990076

Parameter	Units	50301920001 Result	MS Spike Conc.	MSD Spike Conc.	MS Result	MSD Result	MS % Rec	MSD % Rec	% Rec Limits	RPD	Max RPD	Qual
Sulfide	mg/L	ND	0.5	0.5	0.17	0.17	34	34	90-110	2	20	M3

MATRIX SPIKE SAMPLE: 2990077

Parameter	Units	50301927001 Result	Spike Conc.	MS Result	MS % Rec	% Rec Limits	Qualifiers
Sulfide	mg/L	ND	0.5	0.20	38	90-110	M0

Results presented on this page are in the units indicated by the "Units" column except where an alternate unit is presented to the right of the result.

REPORT OF LABORATORY ANALYSIS

This report shall not be reproduced, except in full,
without the written consent of Pace Analytical Services, LLC.

Pace Analytical Services, LLC
7726 Moller Road
Indianapolis, IN 46268
(317)228-3100

QUALITY CONTROL DATA

Project: Harding St Profile 1 Report 1
Pace Project No.: 50301927

QC Batch: 648555 | Analysis Method: EPA 353.2
QC Batch Method: EPA 353.2 | Analysis Description: 353.2 Nitrate + Nitrite, Unpres.
Laboratory: Pace Analytical Services - Indianapolis
Associated Lab Samples: 50301927001, 50301927002, 50301927003, 50301927004, 50301927005, 50301927006

METHOD BLANK: 2988308 Matrix: Water
Associated Lab Samples: 50301927001, 50301927002, 50301927003, 50301927004, 50301927005, 50301927006

Parameter	Units	Blank Result	Reporting Limit	Analyzed	Qualifiers
Nitrogen, Nitrate	mg/L	ND	0.10	11/04/21 09:36	
Nitrogen, Nitrite	mg/L	ND	0.10	11/04/21 09:36	

LABORATORY CONTROL SAMPLE: 2988309

Parameter	Units	Spike Conc.	LCS Result	LCS % Rec	% Rec Limits	Qualifiers
Nitrogen, Nitrate	mg/L	1	1.0	101	90-110	
Nitrogen, Nitrite	mg/L	1	1.1	110	90-110	

MATRIX SPIKE & MATRIX SPIKE DUPLICATE: 2988314 2988315

Parameter	Units	50301927003 Result	MS Spike Conc.	MSD Spike Conc.	MS Result	MSD Result	MS % Rec	MSD % Rec	% Rec Limits	RPD	Max RPD	Qual
Nitrogen, Nitrate	mg/L	ND	1	1	1.0	1.0	103	102	90-110	1	20	
Nitrogen, Nitrite	mg/L	ND	1	1	1.1	1.1	111	112	90-110	1	20	M3

MATRIX SPIKE SAMPLE: 2988316

Parameter	Units	50301920007 Result	Spike Conc.	MS Result	MS % Rec	% Rec Limits	Qualifiers
Nitrogen, Nitrate	mg/L	ND	1	1.0	101	90-110	
Nitrogen, Nitrite	mg/L	ND	1	1.1	112	90-110	M0

Results presented on this page are in the units indicated by the "Units" column except where an alternate unit is presented to the right of the result.

REPORT OF LABORATORY ANALYSIS

This report shall not be reproduced, except in full,
without the written consent of Pace Analytical Services, LLC.

Pace Analytical Services, LLC
7726 Moller Road
Indianapolis, IN 46268
(317)228-3100

QUALITY CONTROL DATA

Project: Harding St Profile 1 Report 1
Pace Project No.: 50301927

QC Batch: 649946
QC Batch Method: EPA 365.1
Analysis Method: EPA 365.1
Analysis Description: 365.1 Total Phosphorus
Laboratory: Pace Analytical Services - Indianapolis
Associated Lab Samples: 50301927001, 50301927002, 50301927003, 50301927004

METHOD BLANK: 2995306 Matrix: Water
Associated Lab Samples: 50301927001, 50301927002, 50301927003, 50301927004

Parameter	Units	Blank Result	Reporting Limit	Analyzed	Qualifiers
Phosphate as P04	mg/L	ND	0.15	11/17/21 09:42	

LABORATORY CONTROL SAMPLE: 2995307

Parameter	Units	Spike Conc.	LCS Result	LCS % Rec	% Rec Limits	Qualifiers
Phosphate as P04	mg/L		1.4			

MATRIX SPIKE & MATRIX SPIKE DUPLICATE: 2995308 2995309

Parameter	Units	50301920006 Result	MS Spike Conc.	MSD Spike Conc.	MS Result	MSD Result	MS % Rec	MSD % Rec	% Rec Limits	RPD	Max RPD	Qual
Phosphate as P04	mg/L	ND			1.5	1.5				2		

Results presented on this page are in the units indicated by the "Units" column except where an alternate unit is presented to the right of the result.

REPORT OF LABORATORY ANALYSIS

This report shall not be reproduced, except in full,
without the written consent of Pace Analytical Services, LLC.

Pace Analytical Services, LLC
7726 Moller Road
Indianapolis, IN 46268
(317)228-3100

QUALITY CONTROL DATA

Project: Harding St Profile 1 Report 1
Pace Project No.: 50301927

QC Batch: 649949
QC Batch Method: EPA 365.1
Analysis Method: EPA 365.1
Analysis Description: 365.1 Total Phosphorus
Laboratory: Pace Analytical Services - Indianapolis
Associated Lab Samples: 50301927005, 50301927006

METHOD BLANK: 2995317 Matrix: Water
Associated Lab Samples: 50301927005, 50301927006

Parameter	Units	Blank Result	Reporting Limit	Analyzed	Qualifiers
Phosphate as P04	mg/L	ND	0.15	11/17/21 09:52	

LABORATORY CONTROL SAMPLE: 2995318

Parameter	Units	Spike Conc.	LCS Result	LCS % Rec	% Rec Limits	Qualifiers
Phosphate as P04	mg/L		1.5			

MATRIX SPIKE SAMPLE: 2995319

Parameter	Units	5282022001 Result	Spike Conc.	MS Result	MS % Rec	% Rec Limits	Qualifiers
Phosphate as P04	mg/L	0.89		2.4			

MATRIX SPIKE & MATRIX SPIKE DUPLICATE: 2995320 2995321

Parameter	Units	50301937002 Result	MS Spike Conc.	MSD Spike Conc.	MS Result	MSD Result	MS % Rec	MSD % Rec	% Rec Limits	RPD	Max RPD	Qual
Phosphate as P04	mg/L	0.26			1.6	1.7				6		

Results presented on this page are in the units indicated by the "Units" column except where an alternate unit is presented to the right of the result.

REPORT OF LABORATORY ANALYSIS

This report shall not be reproduced, except in full,
without the written consent of Pace Analytical Services, LLC.

Pace Analytical Services, LLC
7726 Moller Road
Indianapolis, IN 46268
(317)228-3100

QUALITY CONTROL DATA

Project: Harding St Profile 1 Report 1
Pace Project No.: 50301927

QC Batch: 650224 | Analysis Method: SM 5310C
QC Batch Method: SM 5310C | Analysis Description: 5310C Total Organic Carbon
Laboratory: Pace Analytical Services - Indianapolis
Associated Lab Samples: 50301927001, 50301927002, 50301927003, 50301927004, 50301927005, 50301927006

METHOD BLANK: 2997050 Matrix: Water
Associated Lab Samples: 50301927001, 50301927002, 50301927003, 50301927004, 50301927005, 50301927006

Parameter	Units	Blank Result	Reporting Limit	Analyzed	Qualifiers
Total Organic Carbon	mg/L	ND	1.0	11/13/21 12:29	

LABORATORY CONTROL SAMPLE: 2997051

Parameter	Units	Spike Conc.	LCS Result	LCS % Rec	% Rec Limits	Qualifiers
Total Organic Carbon	mg/L	10	10.4	104	90-110	

MATRIX SPIKE & MATRIX SPIKE DUPLICATE: 2997052 2997053

Parameter	Units	50301920007 Result	MS Spike Conc.	MSD Spike Conc.	MS Result	MSD Result	MS % Rec	MSD % Rec	% Rec Limits	RPD	Max RPD	Qual
Total Organic Carbon	mg/L	1.8	10	10	11.9	12.2	101	103	80-120	2	20	

MATRIX SPIKE SAMPLE: 2997054

Parameter	Units	50301927003 Result	Spike Conc.	MS Result	MS % Rec	% Rec Limits	Qualifiers
Total Organic Carbon	mg/L	2.3	10	12.8	105	80-120	

Results presented on this page are in the units indicated by the "Units" column except where an alternate unit is presented to the right of the result.

REPORT OF LABORATORY ANALYSIS

This report shall not be reproduced, except in full,
without the written consent of Pace Analytical Services, LLC.

Pace Analytical Services, LLC
7726 Moller Road
Indianapolis, IN 46268
(317)228-3100

QUALITY CONTROL DATA

Project: Harding St Profile 1 Report 1
Pace Project No.: 50301927

QC Batch: 650521 — Analysis Method: SM 5310C
QC Batch Method: SM 5310C — Analysis Description: 5310C Dissolved Organic Carbon
Laboratory: Pace Analytical Services - Indianapolis
Associated Lab Samples: 50301927001, 50301927002, 50301927003, 50301927004, 50301927005, 50301927006

METHOD BLANK: 2998289 — Matrix: Water
Associated Lab Samples: 50301927001, 50301927002, 50301927003, 50301927004, 50301927005, 50301927006

Parameter	Units	Blank Result	Reporting Limit	Analyzed	Qualifiers
Dissolved Organic Carbon	mg/L	ND	1.0	11/16/21 12:43	

LABORATORY CONTROL SAMPLE: 2998290

Parameter	Units	Spike Conc.	LCS Result	LCS % Rec	% Rec Limits	Qualifiers
Dissolved Organic Carbon	mg/L	10	9.7	97	90-110	

MATRIX SPIKE & MATRIX SPIKE DUPLICATE: 2998291 2998292

Parameter	Units	50301937002 Result	MS Spike Conc.	MSD Spike Conc.	MS Result	MSD Result	MS % Rec	MSD % Rec	% Rec Limits	RPD	Max RPD	Qual
Dissolved Organic Carbon	mg/L	1.6	10	10	11.3	10.8	97	92	80-120	4	20	

MATRIX SPIKE SAMPLE: 2998293

Parameter	Units	50302003002 Result	Spike Conc.	MS Result	MS % Rec	% Rec Limits	Qualifiers
Dissolved Organic Carbon	mg/L	1.3	10	11.1	98	80-120	

Results presented on this page are in the units indicated by the "Units" column except where an alternate unit is presented to the right of the result.

REPORT OF LABORATORY ANALYSIS

This report shall not be reproduced, except in full,
without the written consent of Pace Analytical Services, LLC.

Pace Analytical Services, LLC
7726 Moller Road
Indianapolis, IN 46268
(317)228-3100

ANALYTICAL RESULTS - RADIOCHEMISTRY

Project: Harding St Profile 1 Report 1
Pace Project No.: 50301927

Sample: MW-7S **Lab ID: 50301927001** Collected: 11/02/21 10:00 Received: 11/03/21 15:20 Matrix: Water
PWS: Site ID: Sample Type:

Parameters	Method	Act ± Unc (MDC) Carr Trac	Units	Analyzed	CAS No.	Qual
	Pace Analytical Services - Greensburg					
Radium-226	EPA 903.1	**0.209 ± 0.530 (0.983) C:NA T:88%**	pCi/L	12/09/21 12:10	13982-63-3	
	Pace Analytical Services - Greensburg					
Radium-228	EPA 904.0	**0.467 ± 0.533 (1.13) C:68% T:87%**	pCi/L	12/09/21 11:35	15262-20-1	
	Pace Analytical Services - Greensburg					
Total Radium	Total Radium Calculation	**0.676 ± 1.06 (2.11)**	pCi/L	12/14/21 13:39	7440-14-4	

This report shall not be reproduced, except in full,
without the written consent of Pace Analytical Services, LLC.

Pace Analytical Services, LLC
7726 Moller Road
Indianapolis, IN 46268
(317)228-3100

ANALYTICAL RESULTS - RADIOCHEMISTRY

Project: Harding St Profile 1 Report 1
Pace Project No.: 50301927

Sample: MW-7D **Lab ID: 50301927002** Collected: 11/02/21 10:55 Received: 11/03/21 15:20 Matrix: Water
PWS: Site ID: Sample Type:

Parameters	Method	Act ± Unc (MDC) Carr Trac	Units	Analyzed	CAS No.	Qual
	Pace Analytical Services - Greensburg					
Radium-226	EPA 903.1	**0.417 ± 0.390 (0.553) C:NA T:97%**	pCi/L	12/09/21 12:10	13982-63-3	
	Pace Analytical Services - Greensburg					
Radium-228	EPA 904.0	**0.675 ± 0.616 (1.26) C:66% T:88%**	pCi/L	12/09/21 14:50	15262-20-1	
	Pace Analytical Services - Greensburg					
Total Radium	Total Radium Calculation	**1.09 ± 1.01 (1.81)**	pCi/L	12/14/21 13:39	7440-14-4	

This report shall not be reproduced, except in full,
without the written consent of Pace Analytical Services, LLC.

Pace Analytical Services, LLC
7726 Moller Road
Indianapolis, IN 46268
(317)228-3100

ANALYTICAL RESULTS - RADIOCHEMISTRY

Project: Harding St Profile 1 Report 1
Pace Project No.: 50301927

Sample: MW-10S **Lab ID: 50301927003** Collected: 11/02/21 15:20 Received: 11/03/21 15:20 Matrix: Water
PWS: Site ID: Sample Type:

Parameters	Method	Act ± Unc (MDC) Carr Trac	Units	Analyzed	CAS No.	Qual
	Pace Analytical Services - Greensburg					
Radium-226	EPA 903.1	**0.179 ± 0.352 (0.643) C:NA T:92%**	pCi/L	12/09/21 12:10	13982-63-3	
	Pace Analytical Services - Greensburg					
Radium-228	EPA 904.0	**0.985 ± 0.665 (1.29) C:66% T:84%**	pCi/L	12/09/21 14:50	15262-20-1	
	Pace Analytical Services - Greensburg					
Total Radium	Total Radium Calculation	**1.16 ± 1.02 (1.93)**	pCi/L	12/14/21 13:39	7440-14-4	

REPORT OF LABORATORY ANALYSIS

This report shall not be reproduced, except in full,
without the written consent of Pace Analytical Services, LLC.

Pace Analytical Services, LLC
7726 Moller Road
Indianapolis, IN 46268
(317)228-3100

ANALYTICAL RESULTS - RADIOCHEMISTRY

Project: Harding St Profile 1 Report 1
Pace Project No.: 50301927

Sample: MW-10D **Lab ID: 50301927004** Collected: 11/02/21 13:40 Received: 11/03/21 15:20 Matrix: Water
PWS: Site ID: Sample Type:

Parameters	Method	Act ± Unc (MDC) Carr Trac	Units	Analyzed	CAS No.	Qual
	Pace Analytical Services - Greensburg					
Radium-226	EPA 903.1	**0.524 ± 0.517 (0.787) C:NA T:91%**	pCi/L	12/09/21 12:10	13982-63-3	
	Pace Analytical Services - Greensburg					
Radium-228	EPA 904.0	**0.673 ± 0.534 (1.06) C:75% T:84%**	pCi/L	12/09/21 14:50	15262-20-1	
	Pace Analytical Services - Greensburg					
Total Radium	Total Radium Calculation	**1.20 ± 1.05 (1.85)**	pCi/L	12/14/21 13:39	7440-14-4	

This report shall not be reproduced, except in full,
without the written consent of Pace Analytical Services, LLC.

Pace Analytical Services, LLC
7726 Moller Road
Indianapolis, IN 46268
(317)228-3100

ANALYTICAL RESULTS - RADIOCHEMISTRY

Project: Harding St Profile 1 Report 1
Pace Project No.: 50301927

Sample: MW-13S **Lab ID: 50301927005** Collected: 11/02/21 12:30 Received: 11/03/21 15:20 Matrix: Water
PWS: Site ID: Sample Type:

Parameters	Method	Act ± Unc (MDC) Carr Trac	Units	Analyzed	CAS No.	Qual
	Pace Analytical Services - Greensburg					
Radium-226	EPA 903.1	**0.0749 ± 0.487 (0.981) C:NA T:82%**	pCi/L	12/09/21 12:10	13982-63-3	
	Pace Analytical Services - Greensburg					
Radium-228	EPA 904.0	**1.93 ± 0.771 (1.24) C:72% T:83%**	pCi/L	12/09/21 14:51	15262-20-1	
	Pace Analytical Services - Greensburg					
Total Radium	Total Radium Calculation	**2.00 ± 1.26 (2.22)**	pCi/L	12/14/21 13:39	7440-14-4	

REPORT OF LABORATORY ANALYSIS

This report shall not be reproduced, except in full,
without the written consent of Pace Analytical Services, LLC.

Pace Analytical Services, LLC
7726 Moller Road
Indianapolis, IN 46268
(317)228-3100

ANALYTICAL RESULTS - RADIOCHEMISTRY

Project: Harding St Profile 1 Report 1
Pace Project No.: 50301927

Sample: DUP 2 **Lab ID: 50301927006** Collected: 11/02/21 08:00 Received: 11/03/21 15:20 Matrix: Water
PWS: Site ID: Sample Type:

Parameters	Method	Act ± Unc (MDC) Carr Trac	Units	Analyzed	CAS No.	Qual
	Pace Analytical Services - Greensburg					
Radium-226	EPA 903.1	**0.386 ± 0.360 (0.474) C:NA T:92%**	pCi/L	12/09/21 12:10	13982-63-3	
	Pace Analytical Services - Greensburg					
Radium-228	EPA 904.0	**2.09 ± 0.656 (0.865) C:70% T:86%**	pCi/L	12/09/21 14:51	15262-20-1	
	Pace Analytical Services - Greensburg					
Total Radium	Total Radium Calculation	**2.48 ± 1.02 (1.34)**	pCi/L	12/14/21 13:39	7440-14-4	

REPORT OF LABORATORY ANALYSIS

This report shall not be reproduced, except in full,
without the written consent of Pace Analytical Services, LLC.

Pace Analytical Services, LLC
7726 Moller Road
Indianapolis, IN 46268
(317)228-3100

QUALITY CONTROL - RADIOCHEMISTRY

Project: Harding St Profile 1 Report 1
Pace Project No.: 50301927

QC Batch: 473880
QC Batch Method: EPA 903.1
Analysis Method: EPA 903.1
Analysis Description: 903.1 Radium-226
Laboratory: Pace Analytical Services - Greensburg
Associated Lab Samples: 50301927001, 50301927002, 50301927003, 50301927004, 50301927005, 50301927006

METHOD BLANK: 2289233 Matrix: Water
Associated Lab Samples: 50301927001, 50301927002, 50301927003, 50301927004, 50301927005, 50301927006

Parameter	Act ± Unc (MDC) Carr Trac	Units	Analyzed	Qualifiers
Radium-226	0.0520 ± 0.338 (0.682) C:NA T:89%	pCi/L	12/09/21 12:10	

Results presented on this page are in the units indicated by the "Units" column except where an alternate unit is presented to the right of the result.

REPORT OF LABORATORY ANALYSIS

This report shall not be reproduced, except in full,
without the written consent of Pace Analytical Services, LLC.

Pace Analytical Services, LLC
7726 Moller Road
Indianapolis, IN 46268
(317)228-3100

QUALITY CONTROL - RADIOCHEMISTRY

Project: Harding St Profile 1 Report 1
Pace Project No.: 50301927

QC Batch: 473881
QC Batch Method: EPA 904.0
Analysis Method: EPA 904.0
Analysis Description: 904.0 Radium 228
Laboratory: Pace Analytical Services - Greensburg
Associated Lab Samples: 50301927001, 50301927002, 50301927003, 50301927004, 50301927005, 50301927006

METHOD BLANK: 2289234 Matrix: Water
Associated Lab Samples: 50301927001, 50301927002, 50301927003, 50301927004, 50301927005, 50301927006

Parameter	Act ± Unc (MDC) Carr Trac	Units	Analyzed	Qualifiers
Radium-228	0.597 ± 0.344 (0.619) C:69% T:87%	pCi/L	12/09/21 11:47	

Results presented on this page are in the units indicated by the "Units" column except where an alternate unit is presented to the right of the result.

REPORT OF LABORATORY ANALYSIS

This report shall not be reproduced, except in full,
without the written consent of Pace Analytical Services, LLC.

Pace Analytical Services, LLC
7726 Moller Road
Indianapolis, IN 46268
(317)228-3100

QUALIFIERS

Project: Harding St Profile 1 Report 1
Pace Project No.: 50301927

DEFINITIONS

DF - Dilution Factor, if reported, represents the factor applied to the reported data due to dilution of the sample aliquot.

ND - Not Detected at or above adjusted reporting limit.

TNTC - Too Numerous To Count

J - Estimated concentration above the adjusted method detection limit and below the adjusted reporting limit.

MDL - Adjusted Method Detection Limit.

PQL - Practical Quantitation Limit.

RL - Reporting Limit - The lowest concentration value that meets project requirements for quantitative data with known precision and bias for a specific analyte in a specific matrix.

S - Surrogate

1,2-Diphenylhydrazine decomposes to and cannot be separated from Azobenzene using Method 8270. The result for each analyte is a combined concentration.

Consistent with EPA guidelines, unrounded data are displayed and have been used to calculate % recovery and RPD values.

LCS(D) - Laboratory Control Sample (Duplicate)

MS(D) - Matrix Spike (Duplicate)

DUP - Sample Duplicate

RPD - Relative Percent Difference

NC - Not Calculable.

SG - Silica Gel - Clean-Up

U - Indicates the compound was analyzed for, but not detected.

N-Nitrosodiphenylamine decomposes and cannot be separated from Diphenylamine using Method 8270. The result reported for each analyte is a combined concentration.

Reported results are not rounded until the final step prior to reporting. Therefore, calculated parameters that are typically reported as "Total" may vary slightly from the sum of the reported component parameters.

Act - Activity

Unc - Uncertainty: SDWA = 1.96 sigma count uncertainty, all other matrices = Expanded Uncertainty (95% confidence interval). Gamma Spec = Expanded Uncertainty (95.4% Confidence Interval)

(MDC) - Minimum Detectable Concentration

Trac - Tracer Recovery (%)

Carr - Carrier Recovery (%)

Pace Analytical is TNI accredited. Contact your Pace PM for the current list of accredited analytes.

TNI - The NELAC Institute.

ANALYTE QUALIFIERS

H3	Sample was received or analysis requested beyond the recognized method holding time.
M0	Matrix spike recovery and/or matrix spike duplicate recovery was outside laboratory control limits.
M3	Matrix spike recovery was outside laboratory control limits due to matrix interferences.
N2	The lab does not hold NELAC/TNI accreditation for this parameter but other accreditations/certifications may apply. A complete list of accreditations/certifications is available upon request.
P6	Matrix spike recovery was outside laboratory control limits due to a parent sample concentration notably higher than the spike level.

This report shall not be reproduced, except in full,
without the written consent of Pace Analytical Services, LLC.

Pace Analytical Services, LLC
7726 Moller Road
Indianapolis, IN 46268
(317)228-3100

QUALITY CONTROL DATA CROSS REFERENCE TABLE

Project: Harding St Profile 1 Report 1
Pace Project No.: 50301927

Lab ID	Sample ID	QC Batch Method	QC Batch	Analytical Method	Analytical Batch
50301927001	**MW-7S**	EPA 9056	648603		
50301927002	**MW-7D**	EPA 9056	648603		
50301927003	**MW-10S**	EPA 9056	648603		
50301927004	**MW-10D**	EPA 9056	648603		
50301927005	**MW-13S**	EPA 9056	648603		
50301927006	**DUP 2**	EPA 9056	648603		
50301927001	**MW-7S**	EPA 3010	648877	EPA 6010	650421
50301927002	**MW-7D**	EPA 3010	648877	EPA 6010	650421
50301927003	**MW-10S**	EPA 3010	648877	EPA 6010	650421
50301927004	**MW-10D**	EPA 3010	648877	EPA 6010	650421
50301927005	**MW-13S**	EPA 3010	648877	EPA 6010	650421
50301927006	**DUP 2**	EPA 3010	648877	EPA 6010	650421
50301927001	**MW-7S**	EPA 3010	648526	EPA 6010	650253
50301927002	**MW-7D**	EPA 3010	648526	EPA 6010	650253
50301927003	**MW-10S**	EPA 3010	648526	EPA 6010	650253
50301927004	**MW-10D**	EPA 3010	648526	EPA 6010	650253
50301927005	**MW-13S**	EPA 3010	648526	EPA 6010	650253
50301927006	**DUP 2**	EPA 3010	648526	EPA 6010	650253
50301927001	**MW-7S**	EPA 200.2	648844	EPA 6020	649020
50301927002	**MW-7D**	EPA 200.2	648844	EPA 6020	649020
50301927003	**MW-10S**	EPA 200.2	648844	EPA 6020	649020
50301927004	**MW-10D**	EPA 200.2	648844	EPA 6020	649020
50301927005	**MW-13S**	EPA 200.2	648844	EPA 6020	649020
50301927006	**DUP 2**	EPA 200.2	648844	EPA 6020	649020
50301927001	**MW-7S**	EPA 903.1	473880		
50301927002	**MW-7D**	EPA 903.1	473880		
50301927003	**MW-10S**	EPA 903.1	473880		
50301927004	**MW-10D**	EPA 903.1	473880		
50301927005	**MW-13S**	EPA 903.1	473880		
50301927006	**DUP 2**	EPA 903.1	473880		
50301927001	**MW-7S**	EPA 904.0	473881		
50301927002	**MW-7D**	EPA 904.0	473881		
50301927003	**MW-10S**	EPA 904.0	473881		
50301927004	**MW-10D**	EPA 904.0	473881		
50301927005	**MW-13S**	EPA 904.0	473881		
50301927006	**DUP 2**	EPA 904.0	473881		
50301927001	**MW-7S**	Total Radium Calculation	476249		
50301927002	**MW-7D**	Total Radium Calculation	476249		
50301927003	**MW-10S**	Total Radium Calculation	476249		
50301927004	**MW-10D**	Total Radium Calculation	476249		
50301927005	**MW-13S**	Total Radium Calculation	476249		
50301927006	**DUP 2**	Total Radium Calculation	476249		
50301927001	**MW-7S**	SM 2320B	649249		
50301927002	**MW-7D**	SM 2320B	649249		
50301927003	**MW-10S**	SM 2320B	649249		

REPORT OF LABORATORY ANALYSIS

This report shall not be reproduced, except in full,
without the written consent of Pace Analytical Services, LLC.

Pace Analytical Services, LLC
7726 Moller Road
Indianapolis, IN 46268
(317)228-3100

QUALITY CONTROL DATA CROSS REFERENCE TABLE

Project: Harding St Profile 1 Report 1
Pace Project No.: 50301927

Lab ID	Sample ID	QC Batch Method	QC Batch	Analytical Method	Analytical Batch
50301927004	**MW-10D**	SM 2320B	649249		
50301927005	**MW-13S**	SM 2320B	649249		
50301927006	**DUP 2**	SM 2320B	649249		
50301927001	**MW-7S**	SM 2540C	648797		
50301927002	**MW-7D**	SM 2540C	648797		
50301927003	**MW-10S**	SM 2540C	648797		
50301927004	**MW-10D**	SM 2540C	648797		
50301927005	**MW-13S**	SM 2540C	648797		
50301927006	**DUP 2**	SM 2540C	648797		
50301927001	**MW-7S**	SM 4500-H+B	649339		
50301927002	**MW-7D**	SM 4500-H+B	649339		
50301927003	**MW-10S**	SM 4500-H+B	649339		
50301927004	**MW-10D**	SM 4500-H+B	649339		
50301927005	**MW-13S**	SM 4500-H+B	649339		
50301927006	**DUP 2**	SM 4500-H+B	649339		
50301927001	**MW-7S**	SM 4500-S2-D	648870		
50301927002	**MW-7D**	SM 4500-S2-D	648870		
50301927003	**MW-10S**	SM 4500-S2-D	648870		
50301927004	**MW-10D**	SM 4500-S2-D	648870		
50301927005	**MW-13S**	SM 4500-S2-D	648870		
50301927006	**DUP 2**	SM 4500-S2-D	648870		
50301927001	**MW-7S**	EPA 353.2	648555		
50301927002	**MW-7D**	EPA 353.2	648555		
50301927003	**MW-10S**	EPA 353.2	648555		
50301927004	**MW-10D**	EPA 353.2	648555		
50301927005	**MW-13S**	EPA 353.2	648555		
50301927006	**DUP 2**	EPA 353.2	648555		
50301927001	**MW-7S**	EPA 365.1	649946	EPA 365.1	650211
50301927002	**MW-7D**	EPA 365.1	649946	EPA 365.1	650211
50301927003	**MW-10S**	EPA 365.1	649946	EPA 365.1	650211
50301927004	**MW-10D**	EPA 365.1	649946	EPA 365.1	650211
50301927005	**MW-13S**	EPA 365.1	649949	EPA 365.1	650212
50301927006	**DUP 2**	EPA 365.1	649949	EPA 365.1	650212
50301927001	**MW-7S**	SM 5310C	650224		
50301927002	**MW-7D**	SM 5310C	650224		
50301927003	**MW-10S**	SM 5310C	650224		
50301927004	**MW-10D**	SM 5310C	650224		
50301927005	**MW-13S**	SM 5310C	650224		
50301927006	**DUP 2**	SM 5310C	650224		
50301927001	**MW-7S**	SM 5310C	650521		
50301927002	**MW-7D**	SM 5310C	650521		
50301927003	**MW-10S**	SM 5310C	650521		
50301927004	**MW-10D**	SM 5310C	650521		
50301927005	**MW-13S**	SM 5310C	650521		
50301927006	**DUP 2**	SM 5310C	650521		

This report shall not be reproduced, except in full,
without the written consent of Pace Analytical Services, LLC.

Pace Analytical Services, LLC
7726 Moller Road
Indianapolis, IN 46268
(317)228-3100

QUALITY CONTROL DATA CROSS REFERENCE TABLE

Project: Harding St Profile 1 Report 1
Pace Project No.: 50301927

Lab ID	Sample ID	QC Batch Method	QC Batch	Analytical Method	Analytical Batch

This report shall not be reproduced, except in full,
without the written consent of Pace Analytical Services, LLC.

Pace Analytical
WWW.PACELABS.COM

CHAIN-OF-CUSTODY / Analytical Request Docume

The Chain-of-Custody is a LEGAL DOCUMENT. All relevant fields must be com

(1)

WO# : 50301927

50301927

Section A Required Client Information:		Section B Required Project Information:		Section C Invoice Information:	
Company:	ATC Group Services	Report To:	Mark Breting	Attention:	
Address:	7988 Centerpoint Drive	Copy To:		Company Name:	
	Indianapolis, IN 46256			Address:	
Email:	mark.breting@atcassociates.com	Purchase Order #:		Pace Quote:	
Phone:	NONE Fax:	Project Name:	Harding St Profile 1 Report 1	Pace Project Manager:	Hayden Putt
Requested Due Date:		Project #:		Pace Profile #:	6246 Line 30

State / Location: IN

ITEM #	SAMPLE ID (One Character per box. (A-Z, 0-9 / , -) Sample Ids must be unique)	MATRIX CODE (see valid codes to left)	SAMPLE TYPE (G=GRAB C=COMP)	COLLECTED START DATE	COLLECTED START TIME	COLLECTED END DATE	COLLECTED END TIME	SAMPLE TEMP AT COLLECTION	# OF CONTAINERS	Preservatives: Unpreserved	H2SO4	HNO3	HCl	NaOH + ZnAcetate	Na2S2O3	Methanol	Other	Analyses Test Y/N	TDS/ NO3,NO2-Wet	(Cl, F, SO4) by IC	Metals, Total*	Metals Diss. Field Filtered**	Rad-228	Rad-226	Alkalinity, Ferrous Iron, pH	TOC by 5310C	DOC by 5310C	Sulfide	Phosphate	Residual Chlorine (Y/N)	
	MATRIX: Drinking Water DW, Water WT, Waste Water WW, Product P, Soil/Solid SL, Oil OL, Wipe WP, Air AR, Other OT, Tissue TS																	Y				Y								
1	MW-1S	WT							11	3	3	4		1					X	X	X	X	X	X	X	X	X	X		
2	MW-1D	WT							11	3	3	4		1					X	X	X	X	X	X	X	X	X	X		
3	MW-2S	WT							11	3	3	4		1					X	X	X	X	X	X	X	X	X	X		
4	MW-2D	WT							11	3	3	4		1					X	X	X	X	X	X	X	X	X	X		
5	MW-3S	WT							11	3	3	4		1					X	X	X	X	X	X	X	X	X	X		
6	MW-3D	WT							11	3	3	4		1					X	X	X	X	X	X	X	X	X	X		
7	MW-4S	WT							11	3	3	4		1					X	X	X	X	X	X	X	X	X	X		
8	MW-5S	WT							11	3	3	4		1					X	X	X	X	X	X	X	X	X	X		
9	MW-6S	WT							11	3	3	4		1					X	X	X	X	X	X	X	X	X	X		
10	MW-7S	WT				11-2-21	10:00		11	3	3	4		1					X	X	X	X	X	X	X	X	X	X		001
11	MW-7D	WT				11-2-21	10:55		11	3	3	4		1					X	X	X	X	X	X	X	X	X	X		002
12	MW-8S	WT							11	3	3	4		1					X	X	X	X	X	X	X	X	X	X		

ADDITIONAL COMMENTS	RELINQUISHED BY / AFFILIATION	DATE	TIME	ACCEPTED BY / AFFILIATION	DATE	TIME	SAMPLE CONDITIONS
* Metals: 6010 (Al, Ba, B, Cd, Cr, Fe, Pb, Mn, Mo, Ca, Mg, Na, K, Li, SiO2)	Andy Jashowiak	11-3-21	7:35		11/3/21	1420	
6020 (Co, As, Se, Sb)		11/3/21	1520	JC	11/3/21	1520	See SCUR
** Dissolved FF 6010 (Mo, Mn)							
Alkalinity = (Total , Bicarb & Carb)							

SAMPLER NAME AND SIGNATURE

PRINT Name of SAMPLER:

SIGNATURE of SAMPLER: Andy Jashowiak DATE Signed: 11-3-21

TEMP in C	Received on Ice (Y/N)	Custody Sealed Cooler (Y/N)	Samples Intact (Y/N)

Pace Analytical
WWW.PACELABS.COM

CHAIN-OF-CUSTODY / Analytical Request Document

The Chain-of-Custody is a LEGAL DOCUMENT. All relevant fields must be completed accurately.

(1)

Section A Required Client Information:		Section B Required Project Information:		Section C Invoice Information:	
Company:	ATC Group Services	Report To:	Mark Breting	Attention:	
Address:	7988 Centerpoint Drive	Copy To:		Company Name:	
	Indianapolis, IN 46256			Address:	
Email:	mark.breting@atcassociates.com	Purchase Order #:		Pace Quote:	
Phone:	NONE Fax:	Project Name:	Harding St Profile 1 Report 1	Pace Project Manager:	Hayden Putt
Requested Due Date:		Project #:		Pace Profile #:	6246 Line 30

Regulatory Agency	
State / Location	
	IN

SAMPLE ID
One Character per box.
(A-Z, 0-9 / , -)
Sample Ids must be unique

MATRIX	CODE
Drinking Water	DW
Water	WT
Waste Water	WW
Product	P
Soil/Solid	SL
Oil	OL
Wipe	WP
Air	AR
Other	OT
Tissue	TS

ITEM #	SAMPLE ID	MATRIX CODE (see valid codes to left)	SAMPLE TYPE (G=GRAB C=COMP)	COLLECTED START DATE	COLLECTED START TIME	COLLECTED END DATE	COLLECTED END TIME	SAMPLE TEMP AT COLLECTION	# OF CONTAINERS	Preservatives: Unpreserved	H2SO4	HNO3	HCl	NaOH + ZnAcetate	Na2S2O3	Methanol	Other	Analyses Test Y/N	TDS/ NO3,NO2-Wet	(Cl, F, SO4) by IC	Metals, Total*	Metals Diss. Field Filtered**	Rad-228	Rad-226	Alkalinity, Ferrous Iron, pH	TOC by 5310C	DOC by 5310C	Sulfide	Phosphate		Residual Chlorine (Y/N)	
	Requested Analysis Filtered (Y/N)																					Y						Y				
13	MW-9S	WT							11	3	3	4		1					X	X	X	X	X	X	X	X	X	X			
14	MW-9I	WT							11	3	3	4		1					X	X	X	X	X	X	X	X	X	X			
15	MW-9D	WT							11	3	3	4		1					X	X	X	X	X	X	X	X	X	X			
16	MW-10S	WT				11-2-21	15:20		11	3	3	4		1					X	X	X	X	X	X	X	X	X	X			003
17	MW-10D	WT				11-2-21	13:40		11	3	3	4		1					X	X	X	X	X	X	X	X	X	X			004
18	MW-11D	WT							11	3	3	4		1					X	X	X	X	X	X	X	X	X	X			
19	MW-12S	WT							11	3	3	4		1					X	X	X	X	X	X	X	X	X	X			
20	MW-11S	WT							11	3	3	4		1					X	X	X	X	X	X	X	X	X	X			
21	MW-12D	WT							11	3	3	4		1					X	X	X	X	X	X	X	X	X	X			
22	MW-13S	WT				11-2-21	12:30		11	3	3	4		1					X	X	X	X	X	X	X	X	X	X			005
23	MW-13D	WT							11	3	3	4		1					X	X	X	X	X	X	X	X	X	X			
24	MW-14D	WT							11	3	3	4		1					X	X	X	X	X	X	X	X	X	X			

ADDITIONAL COMMENTS	RELINQUISHED BY / AFFILIATION	DATE	TIME	ACCEPTED BY / AFFILIATION	DATE	TIME	SAMPLE CONDITIONS
* Metals: 6010 (Al, Ba, B, Cd, Cr, Fe, Pb, Mn, Mo, Ca, Mg, Na, K, Li, SiO2)	Andy Jaskowiak	11-3-21	7:35	pace	11/3	1420	
6020 (Co, As, Se, Sb)	pace	11/3/21	1520	JC	11/3/21	1520	See SCVR
** Dissolved FF 6010 (Mo, Mn)							
Alkalinity = (Total , Bicarb & Carb)							

SAMPLER NAME AND SIGNATURE			TEMP in C	Received on Ice (Y/N)	Custody Sealed Cooler (Y/N)	Samples Intact (Y/N)
PRINT Name of SAMPLER:	Andrew Jaskowiak					
SIGNATURE of SAMPLER:		DATE Signed: 11-3-21				

Pace Analytical
WWW.PACELABS.COM

CHAIN-OF-CUSTODY / Analytical Request Document

The Chain-of-Custody is a LEGAL DOCUMENT. All relevant fields must be completed accurately.

(1)

Section A Required Client Information:	Section B Required Project Information:	Section C Invoice Information:
Company: ATC Group Services	Report To: Mark Breting	Attention:
Address: 7988 Centerpoint Drive	Copy To:	Company Name:
Indianapolis, IN 46256		Address:
Email: mark.breting@atcassociates.com	Purchase Order #:	Pace Quote:
Phone: NONE Fax:	Project Name: Harding St Profile 1 Report 1	Pace Project Manager: Hayden Putt
Requested Due Date:	Project #:	Pace Profile #: 6246 Line 30

Regulatory Agency:

State / Location: IN

SAMPLE ID
One Character per box.
(A-Z, 0-9 / , -)
Sample Ids must be unique

MATRIX	CODE
Drinking Water	DW
Water	WT
Waste Water	WW
Product	P
Soil/Solid	SL
Oil	OL
Wipe	WP
Air	AR
Other	OT
Tissue	TS

ITEM #	SAMPLE ID	MATRIX CODE (see valid codes to left)	SAMPLE TYPE (G=GRAB C=COMP)	COLLECTED START DATE	COLLECTED START TIME	COLLECTED END DATE	COLLECTED END TIME	SAMPLE TEMP AT COLLECTION	# OF CONTAINERS	Preservatives: Unpreserved	H2SO4	HNO3	HCl	NaOH + ZnAcetate	Na2S2O3	Methanol	Other	Analyses Test Y/N	TDS/ NO3,NO2-Wet	(Cl, F, SO4 by IC	Metals, Total*	Metals Diss. Field Filtered**	Rad-228	Rad-226	Alkalinity, Ferrous Iron, pH	TOC by 5310C	DOC by 5310C	Sulfide	Phosphate	Residual Chlorine (Y/N)	Requested Analysis Filtered (Y/N)
																		Y/N				Y					Y				
25	MW-15S	WT							11	3	3	4		1					X	X	X	X	X	X	X	X	X	X		
26	MW-15I	WT							11	3	3	4		1					X	X	X	X	X	X	X	X	X	X		
27	MW-15D	WT							11	3	3	4		1					X	X	X	X	X	X	X	X	X	X		
28	DUP 1	WT							11	3	3	4		1					X	X	X	X	X	X	X	X	X	X		
29	DUP 2	WT				11-2-21	—		11	3	3	4		1					X	X	X	X	X	X	X	X	X	X		006
30	Field Blank 1	WT							9	3	2	3		1					X	X	X		X	X	X	X		X		
31	MS1	WT							11	3	3	4		1					X	X	X	X	X	X	X	X	X	X		
32	MSD1	WT							11	3	3	4		1					X	X	X	X	X	X	X	X	X	X		
33	MS2	WT							11	3	3	4		1					X	X	X	X	X	X	X	X	X	X		
34	MSD2	WT							11	3	3	4		1					X	X	X	X	X	X	X	X	X	X		
35																															
36																															

ADDITIONAL COMMENTS	RELINQUISHED BY / AFFILIATION	DATE	TIME	ACCEPTED BY / AFFILIATION	DATE	TIME	SAMPLE CONDITIONS
* Metals: 6010 (Al, Ba, B, Cd, Cr, Fe, Pb, Mn, Mo, Ca, Mg, Na, K, Li, SiO2)	Andy Jaskowiak Pace	11-3-21	7:35	Pace	11/3/21	1420	
6020 (Co, As, Se, Sb)	Pace	11/3/21	1520	JC	11/3/21	1520	See SCVN
** Dissolved FF 6010 (Mo, Mn)							
Alkalinity = (Total , Bicarb & Carb)							

SAMPLER NAME AND SIGNATURE

PRINT Name of SAMPLER: Andy Jaskowiak

SIGNATURE of SAMPLER: Andy Jaskowiak DATE Signed: 11-3-21

TEMP in C	Received on Ice (Y/N)	Custody Sealed Cooler (Y/N)	Samples Intact (Y/N)

Pace Analytical®

SAMPLE CONDITION UPON RECEIPT FORM

Date/Time and Initials of person examining contents: SC 11/3/21 1810

1. **Courier:** ☐ FED EX ☐ UPS ☐ CLIENT ☑ PACE ☐ USPS ☐ OTHER _____

2. **Custody Seal on Cooler/Box Present:** ☐ Yes ☑ No

(If yes)Seals Intact: ☐ Yes ☐ No **(leave blank if no seals were present)**

3. **Thermometer:** 1 2 3 4 5 6 **A B C D E F**

4. **Cooler Temperature:** #1(2.8/2.9), #2(2.2/1.4) #3(1.9/1.1), #4(3.5/2.7), #5(2.7/1.9), #6(3.6/2.8), #7(2.0/1.2), #8(4.8/4.0) #9(1.7/0.9)
Temp should be above freezing to 6°C (Initial/Corrected)

5. **Packing Material:** ☐ Bubble Wrap ☑ Bubble Bags ☐ None ☐ Other _____

6. **Ice Type:** ☑ Wet ☐ Blue ☐ None

7. **If temp. is over 6°C or under 0°C, was the PM notified?:** ☐ Yes ☐ No

All discrepancies will be written out in the comments section below.

	Yes	No
USDA Regulated Soils? (HI, ID, NY, WA, OR,CA, NM, TX, OK, AR, LA, TN, AL, MS, NC, SC, GA, FL, or Puerto Rico)		✓
Short Hold Time Analysis (48 hours or less)? **Analysis:** NO3, NO2	✓	
Time 5035A TC placed in Freezer or Short Holds To Lab	Time: 1900	
Rush TAT Requested (4 days or less):		✓
Custody Signatures Present?	✓	
Containers Intact?:	✓	
Sample Label (IDs/Dates/Times) Match COC?: Except TCs, which only require sample ID	✓	
Extra labels on Terracore Vials? (soils only)		
COMMENTS:		

	Yes	No	N/A
All containers needing acid/base pres. Have been CHECKED?: **exceptions: VOA, coliform, LLHg, O&G, and any container with a septum cap or preserved with HCl.** **Circle:** **HNO3 (<2) H2SO4 (<2) NaOH (>10) NaOH/ZnAc (>9)** Any ~~non-conformance~~ to pH recommendations will be noted on the container count form	✓		
Residual Chlorine Check (SVOC 625 Pest/PCB 608)	Present	Absent	N/A ✓
Residual Chlorine Check (Total/Amenable/Free Cyanide)			✓
Headspace Wisconsin Sulfide?			✓
Headspace in VOA Vials (>6mm): See Containter Count form for details	Present	Absent	No VOA Vials Sent ✓
Trip Blank Present?		✓	
Trip Blank Custody Seals?:			✓

COC PAGE 1 of 3

Sample Container Count

SBS
DI
MeOH (only)
BK
Kit

** Place a RED dot on containers that are out of conformance **

COC Line Item	WGFU	R	DG9H VG9H	VOA VIAL HS (>6mm)	VG9U	DG9U	VG9T	AG0U	AG1H	AG1U	AG2U	AG3S	AG3SF	AG3C	BP1U	BP1N	BP2U	BP3U	BP3N	BP3F	BP3S	BP3B	BP3Z	CG3H	Syringe Kit			Matrix	HNO3/ H2SO4 pH <2	NaOH/ ZNAc pH >9	NaOH pH>10
1																															
2																															
3																															
4																															
5																															
6																															
7																															
8																															
9												AMP 11/8/21																			
10												1	1			2	1	2	1	1	1		1					WT	✓	✓	
11												1	1			2	1	2	1	1	1		1					WT	✓	✓	
12																															

Container Codes

Glass

DG9H	40mL HCl amber voa vial	BG1T	1L Na Thiosulfate clear glass	BP1B	1L NaOH plastic
DG9P	40mL TSP amber vial	BG1U	1L unpreserved glass	BP1N	1L HNO3 plastic
DG9S	40mL H2SO4 amber vial	BG3H	250mL HCl Clear Glass	BP1S	1L H2SO4 plastic
DG9T	40mL Na Thio amber vial	BG3U	250mL Unpres Clear Glass	BP1U	1L unpreserved plastic
DG9U	40mL unpreserved amber vial	AG0U	100mL unpres amber glass	BP1Z	1L NaOH, Zn, Ac
VG9H	40mL HCl clear vial	AG1H	1L HCl amber glass	BP2N	500mL HNO3 plastic
VG9T	40mL Na Thio. clear vial	AG1S	1L H2SO4 amber glass	BP2C	500mL NaOH plastic
VG9U	40mL unpreserved clear vial	AG1T	1L Na Thiosulfate amber glass	BP2S	500mL H2SO4 plastic
I	40mL w/hexane wipe vial	AG1U	1liter unpres amber glass	BP2U	500mL unpreserved plastic
WGKU	8oz unpreserved clear jar	AG2N	500mL HNO3 amber glass	BP2Z	500mL NaOH, Zn Ac
WGFU	4oz clear soil jar	AG2S	500mL H2SO4 amber glass	BP3B	250mL NaOH plastic
JGFU	4oz unpreserved amber wide	AG2U	500mL unpres amber glass	BP3N	250mL HNO3 plastic
CG3H	250mL clear glass HCl	AG3S	250mL H2SO4 amber glass	BP3F	250mL HNO3 plastic-field filtered
BG1H	1L HCl clear glass	AG3SF	250mL H2SO4 amb glass -field filtered	BP3U	250mL unpreserved plastic
BG1S	1L H2SO4 clear glass	AG3U	250mL unpres amber glass	BP3S	250mL H2SO4 plastic
GN	General	AG3C	250mL NaOH amber glass	BP3Z	250mL NaOH, ZnAc plastic

Plastic / Misc.

BP4U	125mL unpreserved plastic
BP4N	125mL HNO3 plastic
BP4S	125mL H2SO4 plastic

Syringe Kit	LL Cr+6 sampling kit

AF	Air Filter
C	Air Cassettes
R	Terracore kit
SP5T	120mL Coliform Na Thiosulfate
U	Summa Can
ZPLC	Ziploc Bag

WT		Water	
SL		Solid	
NAL	OL	Non-aqueous liquid	Oil
WP		Wipe	

COC PAGE 2 **of** 3

Sample Container Count

** Place a RED dot on containers that are out of conformance **

COC Line Item	WGFU	SBS / DI / MeOH (only) / BK / Kit: R	DG9H VG9H	VOA VIAL HS (>6mm)	VG9U	DG9U	VG9T	AG0U	AG1H	AG1U	AG2U	AG3S	AG3SF	AG3C	BP1U	BP1N	BP2U	BP3U	BP3N	BP3F	BP3S	BP3B	BP3Z	CG3H	Syringe Kit			Matrix	HNO3/ H2SO4 pH <2	NaOH/ ZNAc pH >9	NaOH pH>10
1																															
2																															
3																															
4												2				2	1	2	1	1	1		1					WT	✓	✓	
5												2				2	1	2	1	1	1		1					NT	✓	✓	
6																															
7																															
8																															
9																															
10												2				2	1	2	1	1	1		1					NT	✓	✓	
11																															
12																															

Container Codes

Glass

DG9H	40mL HCl amber voa vial	BG1T	1L Na Thiosulfate clear glass	BP1B	1L NaOH plastic
DG9P	40mL TSP amber vial	BG1U	1L unpreserved glass	BP1N	1L HNO3 plastic
DG9S	40mL H2SO4 amber vial	BG3H	250mL HCl Clear Glass	BP1S	1L H2SO4 plastic
DG9T	40mL Na Thio amber vial	BG3U	250mL Unpres Clear Glass	BP1U	1L unpreserved plastic
DG9U	40mL unpreserved amber vial	AG0U	100mL unpres amber glass	BP1Z	1L NaOH, Zn, Ac
VG9H	40mL HCl clear vial	AG1H	1L HCl amber glass	BP2N	500mL HNO3 plastic
VG9T	40mL Na Thio. clear vial	AG1S	1L H2SO4 amber glass	BP2C	500mL NaOH plastic
VG9U	40mL unpreserved clear vial	AG1T	1L Na Thiosulfate amber glass	BP2S	500mL H2SO4 plastic
I	40mL w/hexane wipe vial	AG1U	1liter unpres amber glass	BP2U	500mL unpreserved plastic
WGKU	8oz unpreserved clear jar	AG2N	500mL HNO3 amber glass	BP2Z	500mL NaOH, Zn Ac
WGFU	4oz clear soil jar	AG2S	500mL H2SO4 amber glass	BP3B	250mL NaOH plastic
JGFU	4oz unpreserved amber wide	AG2U	500mL unpres amber glass	BP3N	250mL HNO3 plastic
CG3H	250mL clear glass HCl	AG3S	250mL H2SO4 amber glass	BP3F	250mL HNO3 plastic-field filtered
BG1H	1L HCl clear glass	AG3SF	250mL H2SO4 amb glass -field filtered	BP3U	250mL unpreserved plastic
BG1S	1L H2SO4 clear glass	AG3U	250mL unpres amber glass	BP3S	250mL H2SO4 plastic
GN	General	AG3C	250mL NaOH amber glass	BP3Z	250mL NaOH, ZnAc plastic

Plastic / Misc.

BP4U	125mL unpreserved plastic
BP4N	125mL HNO3 plastic
BP4S	125mL H2SO4 plastic

Syringe Kit	LL Cr+6 sampling kit

AF	Air Filter
C	Air Cassettes
R	Terracore kit
SP5T	120mL Coliform Na Thiosulfate
U	Summa Can
ZPLC	Ziploc Bag

WT		Water	
SL		Solid	
NAL	OL	Non-aqueous liquid	Oil
WP		Wipe	

COC PAGE 3 of 3

Sample Container Count

SBS / DI / MeOH (only) / BK / Kit

** Place a RED dot on containers that are out of conformance **

COC Line Item	WGFU	R	DG9H VG9H	VOA VIAL HS (>6mm)	VG9U	DG9U	VG9T	AG0U	AG1H	AG1U	AG2U	AG3S	AG3SF	AG3C	BP1U	BP1N	BP2U	BP3U	BP3N	BP3F	BP3S	BP3B	BP3Z	CG3H	Syringe Kit			Matrix	HNO3/ H2SO4 pH <2	NaOH/ ZNAc pH >9	NaOH pH>10
1																															
2																															
3																															
4																															
5												8	1			2	1	2	1	1	1		1					WT	✓	✓	
6																															
7																															
8																															
9																															
10																															
11																															
12																															

Container Codes

Glass

DG9H	40mL HCl amber voa vial	BG1T	1L Na Thiosulfate clear glass	BP1B	1L NaOH plastic
DG9P	40mL TSP amber vial	BG1U	1L unpreserved glass	BP1N	1L HNO3 plastic
DG9S	40mL H2SO4 amber vial	BG3H	250mL HCl Clear Glass	BP1S	1L H2SO4 plastic
DG9T	40mL Na Thio amber vial	BG3U	250mL Unpres Clear Glass	BP1U	1L unpreserved plastic
DG9U	40mL unpreserved amber vial	AG0U	100mL unpres amber glass	BP1Z	1L NaOH, Zn, Ac
VG9H	40mL HCl clear vial	AG1H	1L HCl amber glass	BP2N	500mL HNO3 plastic
VG9T	40mL Na Thio. clear vial	AG1S	1L H2SO4 amber glass	BP2C	500mL NaOH plastic
VG9U	40mL unpreserved clear vial	AG1T	1L Na Thiosulfate amber glass	BP2S	500mL H2SO4 plastic
I	40mL w/hexane wipe vial	AG1U	1liter unpres amber glass	BP2U	500mL unpreserved plastic
WGKU	8oz unpreserved clear jar	AG2N	500mL HNO3 amber glass	BP2Z	500mL NaOH, Zn Ac
WGFU	4oz clear soil jar	AG2S	500mL H2SO4 amber glass	BP3B	250mL NaOH plastic
JGFU	4oz unpreserved amber wide	AG2U	500mL unpres amber glass	BP3N	250mL HNO3 plastic
CG3H	250mL clear glass HCl	AG3S	250mL H2SO4 amber glass	BP3F	250mL HNO3 plastic-field filtered
BG1H	1L HCl clear glass	AG3SF	250mL H2SO4 amb glass -field filtered	BP3U	250mL unpreserved plastic
BG1S	1L H2SO4 clear glass	AG3U	250mL unpres amber glass	BP3S	250mL H2SO4 plastic
GN	General	AG3C	250mL NaOH amber glass	BP3Z	250mL NaOH, ZnAc plastic

Plastic / Misc.

BP4U	125mL unpreserved plastic
BP4N	125mL HNO3 plastic
BP4S	125mL H2SO4 plastic

Syringe Kit	LL Cr+6 sampling kit

AF	Air Filter
C	Air Cassettes
R	Terracore kit
SP5T	120mL Coliform Na Thiosulfate
U	Summa Can
ZPLC	Ziploc Bag

WT		Water	
SL		Solid	
NAL	OL	Non-aqueous liquid	Oil
WP		Wipe	

Pace Analytical Services, LLC
7726 Moller Road
Indianapolis, IN 46268
(317)228-3100

February 14, 2022

Mr. Mark Breting
ATC Group Services
7988 Centerpoint Drive
Suite 100
Indianapolis, IN 46256

RE: Project: Harding St Profile 1 Report 1
Pace Project No.: 50302027

Dear Mr. Breting:

Enclosed are the analytical results for sample(s) received by the laboratory on November 04, 2021. The results relate only to the samples included in this report. Results reported herein conform to the applicable TNI/NELAC Standards and the laboratory's Quality Manual, where applicable, unless otherwise noted in the body of the report.

The test results provided in this final report were generated by each of the following laboratories within the Pace Network:

- Pace Analytical Services - Indianapolis
- Pace Analytical Services - Greensburg

If you have any questions concerning this report, please feel free to contact me.

Sincerely,

Hayden Putt
hayden.putt@pacelabs.com
(317)228-3145
Project Manager

Enclosures

cc: Mr. Robert Miller, Haley & Aldrich

This report shall not be reproduced, except in full,
without the written consent of Pace Analytical Services, LLC.

Pace Analytical Services, LLC
7726 Moller Road
Indianapolis, IN 46268
(317)228-3100

CERTIFICATIONS

Project: Harding St Profile 1 Report 1
Pace Project No.: 50302027

Pace Analytical Services Pennsylvania

1638 Roseytown Rd Suites 2,3&4, Greensburg, PA 15601
ANAB DOD-ELAP Rad Accreditation #: L2417
Alabama Certification #: 41590
Arizona Certification #: AZ0734
Arkansas Certification
California Certification #: 04222CA
Colorado Certification #: PA01547
Connecticut Certification #: PH-0694
Delaware Certification
EPA Region 4 DW Rad
Florida/TNI Certification #: E87683
Georgia Certification #: C040
Guam Certification
Florida: Cert E871149 SEKS WET
Hawaii Certification
Idaho Certification
Illinois Certification
Indiana Certification
Iowa Certification #: 391
Kansas/TNI Certification #: E-10358
Kentucky Certification #: KY90133
KY WW Permit #: KY0098221
KY WW Permit #: KY0000221
Louisiana DHH/TNI Certification #: LA180012
Louisiana DEQ/TNI Certification #: 4086
Maine Certification #: 2017020
Maryland Certification #: 308
Massachusetts Certification #: M-PA1457
Michigan/PADEP Certification #: 9991
Missouri Certification #: 235
Montana Certification #: Cert0082
Nebraska Certification #: NE-OS-29-14
Nevada Certification #: PA014572018-1
New Hampshire/TNI Certification #: 297617
New Jersey/TNI Certification #: PA051
New Mexico Certification #: PA01457
New York/TNI Certification #: 10888
North Carolina Certification #: 42706
North Dakota Certification #: R-190
Ohio EPA Rad Approval: #41249
Oregon/TNI Certification #: PA200002-010
Pennsylvania/TNI Certification #: 65-00282
Puerto Rico Certification #: PA01457
Rhode Island Certification #: 65-00282
South Dakota Certification
Tennessee Certification #: 02867
Texas/TNI Certification #: T104704188-17-3
Utah/TNI Certification #: PA014572017-9
USDA Soil Permit #: P330-17-00091
Vermont Dept. of Health: ID# VT-0282
Virgin Island/PADEP Certification
Virginia/VELAP Certification #: 460198
Washington Certification #: C868
West Virginia DEP Certification #: 143
West Virginia DHHR Certification #: 9964C
Wisconsin Approve List for Rad
Wyoming Certification #: 8TMS-L

Pace Analytical Services Indianapolis

7726 Moller Road, Indianapolis, IN 46268
Illinois Accreditation #: 200074
Indiana Drinking Water Laboratory #: C-49-06
Kansas/TNI Certification #: E-10177
Kentucky UST Agency Interest #: 80226
Kentucky WW Laboratory ID #: 98019
Michigan Drinking Water Laboratory #9050
Ohio VAP Certified Laboratory #: CL0065
Oklahoma Laboratory #: 9204
Texas Certification #: T104704355
Wisconsin Laboratory #: 999788130
USDA Soil Permit #: P330-19-00257

This report shall not be reproduced, except in full,
without the written consent of Pace Analytical Services, LLC.

Pace Analytical Services, LLC
7726 Moller Road
Indianapolis, IN 46268
(317)228-3100

SAMPLE SUMMARY

Project: Harding St Profile 1 Report 1
Pace Project No.: 50302027

Lab ID	Sample ID	Matrix	Date Collected	Date Received
50302027001	**MW-1S**	Water	11/03/21 10:05	11/04/21 14:50
50302027002	**MW-1D**	Water	11/03/21 11:05	11/04/21 14:50
50302027003	**MW-15S**	Water	11/03/21 15:25	11/04/21 14:50
50302027004	**MW-15I**	Water	11/03/21 14:25	11/04/21 14:50
50302027005	**MW-15D**	Water	11/03/21 12:55	11/04/21 14:50
50302027006	**MW-15D MS**	Water	11/03/21 12:55	11/04/21 14:50
50302027007	**MW-15D MSD**	Water	11/03/21 12:55	11/04/21 14:50

This report shall not be reproduced, except in full,
without the written consent of Pace Analytical Services, LLC.

Pace Analytical Services, LLC
7726 Moller Road
Indianapolis, IN 46268
(317)228-3100

SAMPLE ANALYTE COUNT

Project: Harding St Profile 1 Report 1
Pace Project No.: 50302027

Lab ID	Sample ID	Method	Analysts	Analytes Reported	Laboratory
50302027001	**MW-1S**	EPA 9056	RMR	3	PASI-I
		EPA 6010	RAM	15	PASI-I
		EPA 6010	JPK	2	PASI-I
		EPA 6020	DMT	4	PASI-I
		EPA 903.1	MK1	1	PASI-PA
		EPA 904.0	VAL	1	PASI-PA
		Total Radium Calculation	JAL	1	PASI-PA
		SM 2320B	SWJ	3	PASI-I
		SM 2540C	OAS	1	PASI-I
		SM 4500-H+B	TKG	1	PASI-I
		SM 4500-S2-D	ZM	1	PASI-I
		EPA 353.2	SKK	2	PASI-I
		EPA 365.1	GWA	1	PASI-I
		SM 5310C	GWA	1	PASI-I
		SM 5310C	GWA	1	PASI-I
50302027002	**MW-1D**	EPA 9056	RMR	3	PASI-I
		EPA 6010	RAM	15	PASI-I
		EPA 6010	JPK	2	PASI-I
		EPA 6020	DMT	4	PASI-I
		EPA 903.1	MK1	1	PASI-PA
		EPA 904.0	VAL	1	PASI-PA
		Total Radium Calculation	JAL	1	PASI-PA
		SM 2320B	SWJ	3	PASI-I
		SM 2540C	OAS	1	PASI-I
		SM 4500-H+B	TKG	1	PASI-I
		SM 4500-S2-D	ZM	1	PASI-I
		EPA 353.2	SKK	2	PASI-I
		EPA 365.1	GWA	1	PASI-I
		SM 5310C	GWA	1	PASI-I
		SM 5310C	GWA	1	PASI-I
50302027003	**MW-15S**	EPA 9056	RMR	3	PASI-I
		EPA 6010	RAM	15	PASI-I
		EPA 6010	JPK	2	PASI-I
		EPA 6020	DMT	4	PASI-I
		EPA 903.1	MK1	1	PASI-PA
		EPA 904.0	VAL	1	PASI-PA
		Total Radium Calculation	JAL	1	PASI-PA

This report shall not be reproduced, except in full,
without the written consent of Pace Analytical Services, LLC.

Pace Analytical Services, LLC
7726 Moller Road
Indianapolis, IN 46268
(317)228-3100

SAMPLE ANALYTE COUNT

Project: Harding St Profile 1 Report 1
Pace Project No.: 50302027

Lab ID	Sample ID	Method	Analysts	Analytes Reported	Laboratory
		SM 2320B	SWJ	3	PASI-I
		SM 2540C	OAS	1	PASI-I
		SM 4500-H+B	TKG	1	PASI-I
		SM 4500-S2-D	ZM	1	PASI-I
		EPA 353.2	SKK	2	PASI-I
		EPA 365.1	GWA	1	PASI-I
		SM 5310C	GWA	1	PASI-I
		SM 5310C	GWA	1	PASI-I
50302027004	**MW-15I**	EPA 9056	RMR	3	PASI-I
		EPA 6010	RAM	15	PASI-I
		EPA 6010	JPK	2	PASI-I
		EPA 6020	DMT	4	PASI-I
		EPA 903.1	MK1	1	PASI-PA
		EPA 904.0	VAL	1	PASI-PA
		Total Radium Calculation	JAL	1	PASI-PA
		SM 2320B	SWJ	3	PASI-I
		SM 2540C	OAS	1	PASI-I
		SM 4500-H+B	TKG	1	PASI-I
		SM 4500-S2-D	ZM	1	PASI-I
		EPA 353.2	SKK	2	PASI-I
		EPA 365.1	GWA	1	PASI-I
		SM 5310C	GWA	1	PASI-I
		SM 5310C	GWA	1	PASI-I
50302027005	**MW-15D**	EPA 9056	RMR	3	PASI-I
		EPA 6010	RAM	15	PASI-I
		EPA 6010	JPK	2	PASI-I
		EPA 6020	DMT	4	PASI-I
		EPA 903.1	MK1	1	PASI-PA
		EPA 904.0	VAL	1	PASI-PA
		Total Radium Calculation	JAL	1	PASI-PA
		SM 2320B	SWJ	3	PASI-I
		SM 2540C	OAS	1	PASI-I
		SM 4500-H+B	TKG	1	PASI-I
		SM 4500-S2-D	ZM	1	PASI-I
		EPA 353.2	SKK	2	PASI-I
		EPA 365.1	GWA	1	PASI-I
		SM 5310C	GWA	1	PASI-I

REPORT OF LABORATORY ANALYSIS

This report shall not be reproduced, except in full,
without the written consent of Pace Analytical Services, LLC.

Pace Analytical Services, LLC
7726 Moller Road
Indianapolis, IN 46268
(317)228-3100

SAMPLE ANALYTE COUNT

Project: Harding St Profile 1 Report 1
Pace Project No.: 50302027

Lab ID	Sample ID	Method	Analysts	Analytes Reported	Laboratory
		SM 5310C	GWA	1	PASI-I
50302027006	**MW-15D MS**	EPA 903.1	MK1	1	PASI-PA
		EPA 904.0	VAL	1	PASI-PA
50302027007	**MW-15D MSD**	EPA 903.1	MK1	1	PASI-PA
		EPA 904.0	VAL	1	PASI-PA

PASI-I = Pace Analytical Services - Indianapolis
PASI-PA = Pace Analytical Services - Greensburg

This report shall not be reproduced, except in full,
without the written consent of Pace Analytical Services, LLC.

Pace Analytical Services, LLC
7726 Moller Road
Indianapolis, IN 46268
(317)228-3100

SUMMARY OF DETECTION

Project: Harding St Profile 1 Report 1
Pace Project No.: 50302027

Lab Sample ID / Method	Client Sample ID / Parameters	Result	Units	Report Limit	Analyzed	Qualifiers
50302027001	**MW-1S**					
EPA 9056	Chloride	179	mg/L	25.0	11/09/21 17:00	
EPA 9056	Fluoride	0.31	mg/L	0.10	11/09/21 16:44	
EPA 9056	Sulfate	135	mg/L	25.0	11/09/21 17:00	
EPA 6010	Barium	64.8	ug/L	10.0	11/16/21 12:15	
EPA 6010	Boron	558	ug/L	100	11/16/21 12:15	
EPA 6010	Calcium	101000	ug/L	1000	11/16/21 12:15	
EPA 6010	Iron	1840	ug/L	100	11/16/21 12:15	
EPA 6010	Magnesium	27100	ug/L	1000	11/16/21 12:15	
EPA 6010	Manganese	304	ug/L	10.0	11/16/21 12:15	
EPA 6010	Molybdenum	28.1	ug/L	10.0	11/16/21 12:15	
EPA 6010	Potassium	5250	ug/L	1000	11/16/21 12:15	
EPA 6010	Silica	10700	ug/L	450	11/16/21 12:15	N2
EPA 6010	Sodium	132000	ug/L	1000	11/16/21 12:15	
EPA 6010	Manganese, Dissolved	293	ug/L	10.0	11/16/21 03:00	
EPA 6010	Molybdenum, Dissolved	25.0	ug/L	10.0	11/16/21 03:00	
EPA 6020	Arsenic	7.4	ug/L	1.0	11/09/21 13:13	
EPA 903.1	Radium-226	0.0676 ± 0.547 (1.07) C:NA T:86%	pCi/L		12/07/21 12:19	
EPA 904.0	Radium-228	1.04 ± 0.566 (1.04) C:69% T:74%	pCi/L		12/07/21 11:28	
Total Radium Calculation	Total Radium	1.11 ± 1.11 (2.11)	pCi/L		12/08/21 15:01	
SM 2320B	Alkalinity, Total as CaCO3	260	mg/L	2.0	11/11/21 12:43	
SM 2320B	Alkalinity,Bicarbonate (CaCO3)	260	mg/L	2.0	11/11/21 12:43	
SM 2540C	Total Dissolved Solids	738	mg/L	20.0	11/09/21 09:29	
SM 4500-H+B	pH at 25 Degrees C	7.6	Std. Units	0.10	11/09/21 15:05	H3
EPA 365.1	Phosphate as P04	1.2	mg/L	0.15	11/17/21 13:25	
SM 5310C	Total Organic Carbon	2.6	mg/L	1.0	11/13/21 23:06	
SM 5310C	Dissolved Organic Carbon	2.6	mg/L	1.0	11/17/21 02:34	
50302027002	**MW-1D**					
EPA 9056	Chloride	126	mg/L	25.0	11/09/21 17:31	
EPA 9056	Fluoride	0.31	mg/L	0.10	11/09/21 17:16	
EPA 9056	Sulfate	87.8	mg/L	25.0	11/09/21 17:31	
EPA 6010	Barium	72.0	ug/L	10.0	11/16/21 12:17	
EPA 6010	Boron	231	ug/L	100	11/16/21 12:17	
EPA 6010	Calcium	95000	ug/L	1000	11/16/21 12:17	
EPA 6010	Iron	2280	ug/L	100	11/16/21 12:17	
EPA 6010	Lithium	23.4	ug/L	20.0	11/16/21 12:17	
EPA 6010	Magnesium	21800	ug/L	1000	11/16/21 12:17	
EPA 6010	Manganese	227	ug/L	10.0	11/16/21 12:17	
EPA 6010	Molybdenum	33.6	ug/L	10.0	11/16/21 12:17	
EPA 6010	Potassium	5690	ug/L	1000	11/16/21 12:17	
EPA 6010	Silica	13300	ug/L	450	11/16/21 12:17	N2

This report shall not be reproduced, except in full,
without the written consent of Pace Analytical Services, LLC.

Pace Analytical Services, LLC
7726 Moller Road
Indianapolis, IN 46268
(317)228-3100

SUMMARY OF DETECTION

Project: Harding St Profile 1 Report 1
Pace Project No.: 50302027

Lab Sample ID / Method	Client Sample ID / Parameters	Result	Units	Report Limit	Analyzed	Qualifiers
50302027002	**MW-1D**					
EPA 6010	Sodium	93600	ug/L	1000	11/16/21 12:17	
EPA 6010	Manganese, Dissolved	229	ug/L	10.0	11/16/21 03:03	
EPA 6010	Molybdenum, Dissolved	33.7	ug/L	10.0	11/16/21 03:03	
EPA 6020	Arsenic	3.4	ug/L	1.0	11/09/21 13:17	
EPA 903.1	Radium-226	0.264 ± 0.485 (0.865) C:NA T:85%	pCi/L		12/07/21 12:32	
EPA 904.0	Radium-228	0.769 ± 0.546 (1.06) C:61% T:75%	pCi/L		12/07/21 11:28	
Total Radium Calculation	Total Radium	1.03 ± 1.03 (1.93)	pCi/L		12/08/21 15:01	
SM 2320B	Alkalinity, Total as CaCO3	259	mg/L	2.0	11/11/21 12:43	
SM 2320B	Alkalinity,Bicarbonate (CaCO3)	259	mg/L	2.0	11/11/21 12:43	
SM 2540C	Total Dissolved Solids	616	mg/L	10.0	11/09/21 09:29	
SM 4500-H+B	pH at 25 Degrees C	7.5	Std. Units	0.10	11/09/21 15:22	H3
EPA 365.1	Phosphate as P04	0.28	mg/L	0.15	11/17/21 13:26	
SM 5310C	Total Organic Carbon	2.3	mg/L	1.0	11/13/21 23:17	
SM 5310C	Dissolved Organic Carbon	2.4	mg/L	1.0	11/17/21 02:54	
50302027003	**MW-15S**					
EPA 9056	Chloride	53.0	mg/L	2.5	11/09/21 18:04	
EPA 9056	Sulfate	55.7	mg/L	2.5	11/09/21 18:04	
EPA 6010	Barium	61.2	ug/L	10.0	11/16/21 12:19	
EPA 6010	Boron	111	ug/L	100	11/16/21 12:19	
EPA 6010	Calcium	117000	ug/L	1000	11/16/21 12:19	
EPA 6010	Magnesium	30000	ug/L	1000	11/16/21 12:19	
EPA 6010	Potassium	2130	ug/L	1000	11/16/21 12:19	
EPA 6010	Silica	12700	ug/L	450	11/16/21 12:19	N2
EPA 6010	Sodium	42800	ug/L	1000	11/16/21 12:19	
EPA 903.1	Radium-226	0.488 ± 0.533 (0.838) C:NA T:83%	pCi/L		12/07/21 12:32	
EPA 904.0	Radium-228	0.0506 ± 0.514 (1.18) C:69% T:58%	pCi/L		12/07/21 11:28	
Total Radium Calculation	Total Radium	0.539 ± 1.05 (2.02)	pCi/L		12/08/21 15:01	
SM 2320B	Alkalinity, Total as CaCO3	349	mg/L	2.0	11/11/21 12:43	
SM 2320B	Alkalinity,Bicarbonate (CaCO3)	349	mg/L	2.0	11/11/21 12:43	
SM 2540C	Total Dissolved Solids	542	mg/L	10.0	11/09/21 09:29	
SM 4500-H+B	pH at 25 Degrees C	7.4	Std. Units	0.10	11/09/21 15:41	H3
EPA 353.2	Nitrogen, Nitrate	2.8	mg/L	0.10	11/04/21 17:59	
EPA 365.1	Phosphate as P04	0.17	mg/L	0.15	11/17/21 13:26	

REPORT OF LABORATORY ANALYSIS

This report shall not be reproduced, except in full,
without the written consent of Pace Analytical Services, LLC.

Pace Analytical Services, LLC
7726 Moller Road
Indianapolis, IN 46268
(317)228-3100

SUMMARY OF DETECTION

Project: Harding St Profile 1 Report 1
Pace Project No.: 50302027

Lab Sample ID / Method	Client Sample ID / Parameters	Result	Units	Report Limit	Analyzed	Qualifiers
50302027004	**MW-15I**					
EPA 9056	Chloride	19.9	mg/L	2.5	11/09/21 18:36	
EPA 9056	Sulfate	39.3	mg/L	2.5	11/09/21 18:36	
EPA 6010	Barium	67.9	ug/L	10.0	11/16/21 12:21	
EPA 6010	Boron	101	ug/L	100	11/16/21 12:21	
EPA 6010	Calcium	116000	ug/L	1000	11/16/21 12:21	
EPA 6010	Magnesium	29900	ug/L	1000	11/16/21 12:21	
EPA 6010	Manganese	16.4	ug/L	10.0	11/16/21 12:21	
EPA 6010	Potassium	1450	ug/L	1000	11/16/21 12:21	
EPA 6010	Silica	13100	ug/L	450	11/16/21 12:21	N2
EPA 6010	Sodium	13500	ug/L	1000	11/16/21 12:21	
EPA 6010	Manganese, Dissolved	16.0	ug/L	10.0	11/16/21 03:07	
EPA 6020	Selenium	1.0	ug/L	1.0	11/09/21 13:26	
EPA 903.1	Radium-226	0.429 ± 0.446 (0.665) C:NA T:85%	pCi/L		12/07/21 12:32	
EPA 904.0	Radium-228	0.747 ± 0.452 (0.835) C:70% T:74%	pCi/L		12/07/21 11:28	
Total Radium Calculation	Total Radium	1.18 ± 0.898 (1.50)	pCi/L		12/08/21 15:01	
SM 2320B	Alkalinity, Total as CaCO3	318	mg/L	2.0	11/11/21 12:43	
SM 2320B	Alkalinity,Bicarbonate (CaCO3)	318	mg/L	2.0	11/11/21 12:43	
SM 2540C	Total Dissolved Solids	456	mg/L	10.0	11/09/21 09:30	
SM 4500-H+B	pH at 25 Degrees C	7.4	Std. Units	0.10	11/09/21 15:32	H3
EPA 353.2	Nitrogen, Nitrate	9.2	mg/L	0.40	11/04/21 18:15	
SM 5310C	Dissolved Organic Carbon	1.1	mg/L	1.0	11/17/21 03:39	
50302027005	**MW-15D**					
EPA 9056	Chloride	27.0	mg/L	2.5	11/09/21 20:12	
EPA 9056	Sulfate	61.5	mg/L	2.5	11/09/21 20:12	
EPA 6010	Barium	69.2	ug/L	10.0	11/16/21 12:24	
EPA 6010	Boron	127	ug/L	100	11/16/21 12:24	
EPA 6010	Calcium	106000	ug/L	1000	11/16/21 12:24	
EPA 6010	Iron	1230	ug/L	100	11/16/21 12:24	
EPA 6010	Magnesium	30700	ug/L	1000	11/16/21 12:24	
EPA 6010	Manganese	118	ug/L	10.0	11/16/21 12:24	
EPA 6010	Potassium	2050	ug/L	1000	11/16/21 12:24	
EPA 6010	Silica	12300	ug/L	450	11/16/21 12:24	N2
EPA 6010	Sodium	19500	ug/L	1000	11/16/21 12:24	
EPA 6010	Manganese, Dissolved	112	ug/L	10.0	11/16/21 03:13	
EPA 6020	Arsenic	1.2	ug/L	1.0	11/09/21 13:38	
EPA 903.1	Radium-226	0.373 ± 0.379 (0.574) C:NA T:88%	pCi/L		12/07/21 12:32	

REPORT OF LABORATORY ANALYSIS

This report shall not be reproduced, except in full,
without the written consent of Pace Analytical Services, LLC.

Pace Analytical Services, LLC
7726 Moller Road
Indianapolis, IN 46268
(317)228-3100

SUMMARY OF DETECTION

Project: Harding St Profile 1 Report 1
Pace Project No.: 50302027

Lab Sample ID / Method	Client Sample ID / Parameters	Result	Units	Report Limit	Analyzed	Qualifiers
50302027005	**MW-15D**					
EPA 904.0	Radium-228	0.761 ± 0.509 (0.971) C:75% T:62%	pCi/L		12/07/21 11:39	
Total Radium Calculation	Total Radium	1.13 ± 0.888 (1.55)	pCi/L		12/08/21 15:01	
SM 2320B	Alkalinity, Total as CaCO3	325	mg/L	2.0	11/11/21 12:43	
SM 2320B	Alkalinity,Bicarbonate (CaCO3)	325	mg/L	2.0	11/11/21 12:43	
SM 2540C	Total Dissolved Solids	451	mg/L	10.0	11/09/21 09:30	
SM 4500-H+B	pH at 25 Degrees C	7.4	Std. Units	0.10	11/09/21 15:25	H3
50302027006	**MW-15D MS**					
EPA 903.1	Radium-226	92.25 %REC ± NA (NA) C:NA T:NA	pCi/L		12/07/21 12:32	
EPA 904.0	Radium-228	99.03 %REC ± NA (NA) C:NA T:NA	pCi/L		12/07/21 11:26	
50302027007	**MW-15D MSD**					
EPA 903.1	Radium-226	94.75 %REC 2.67 RPD ± NA (NA) C:NA T:NA	pCi/L		12/07/21 12:32	
EPA 904.0	Radium-228	82.99 %REC 17.62 RPD ± NA (NA) C:NA T:NA	pCi/L		12/07/21 11:50	

REPORT OF LABORATORY ANALYSIS

This report shall not be reproduced, except in full,
without the written consent of Pace Analytical Services, LLC.

Pace Analytical Services, LLC
7726 Moller Road
Indianapolis, IN 46268
(317)228-3100

ANALYTICAL RESULTS

Project: Harding St Profile 1 Report 1
Pace Project No.: 50302027

Sample: MW-1S **Lab ID: 50302027001** Collected: 11/03/21 10:05 Received: 11/04/21 14:50 Matrix: Water

Parameters	Results	Units	Report Limit	DF	Prepared	Analyzed	CAS No.	Qual
9056 IC Anions	Analytical Method: EPA 9056							
	Pace Analytical Services - Indianapolis							
Chloride	**179**	mg/L	25.0	100		11/09/21 17:00	16887-00-6	
Fluoride	**0.31**	mg/L	0.10	1		11/09/21 16:44	16984-48-8	
Sulfate	**135**	mg/L	25.0	100		11/09/21 17:00	14808-79-8	
6010 MET ICP	Analytical Method: EPA 6010 Preparation Method: EPA 3010							
	Pace Analytical Services - Indianapolis							
Aluminum	ND	ug/L	200	1	11/15/21 13:34	11/16/21 12:15	7429-90-5	
Barium	**64.8**	ug/L	10.0	1	11/15/21 13:34	11/16/21 12:15	7440-39-3	
Boron	**558**	ug/L	100	1	11/15/21 13:34	11/16/21 12:15	7440-42-8	
Cadmium	ND	ug/L	2.0	1	11/15/21 13:34	11/16/21 12:15	7440-43-9	
Calcium	**101000**	ug/L	1000	1	11/15/21 13:34	11/16/21 12:15	7440-70-2	
Chromium	ND	ug/L	10.0	1	11/15/21 13:34	11/16/21 12:15	7440-47-3	
Iron	**1840**	ug/L	100	1	11/15/21 13:34	11/16/21 12:15	7439-89-6	
Lead	ND	ug/L	10.0	1	11/15/21 13:34	11/16/21 12:15	7439-92-1	
Lithium	ND	ug/L	20.0	1	11/15/21 13:34	11/16/21 12:15	7439-93-2	
Magnesium	**27100**	ug/L	1000	1	11/15/21 13:34	11/16/21 12:15	7439-95-4	
Manganese	**304**	ug/L	10.0	1	11/15/21 13:34	11/16/21 12:15	7439-96-5	
Molybdenum	**28.1**	ug/L	10.0	1	11/15/21 13:34	11/16/21 12:15	7439-98-7	
Potassium	**5250**	ug/L	1000	1	11/15/21 13:34	11/16/21 12:15	7440-09-7	
Silica	**10700**	ug/L	450	1	11/15/21 13:34	11/16/21 12:15	7631-86-9	N2
Sodium	**132000**	ug/L	1000	1	11/15/21 13:34	11/16/21 12:15	7440-23-5	
6010 MET ICP, Dissolved	Analytical Method: EPA 6010 Preparation Method: EPA 3010							
	Pace Analytical Services - Indianapolis							
Manganese, Dissolved	**293**	ug/L	10.0	1	11/15/21 13:48	11/16/21 03:00	7439-96-5	
Molybdenum, Dissolved	**25.0**	ug/L	10.0	1	11/15/21 13:48	11/16/21 03:00	7439-98-7	
6020 MET ICPMS	Analytical Method: EPA 6020 Preparation Method: EPA 200.2							
	Pace Analytical Services - Indianapolis							
Antimony	ND	ug/L	1.0	1	11/05/21 08:44	11/09/21 13:13	7440-36-0	
Arsenic	**7.4**	ug/L	1.0	1	11/05/21 08:44	11/09/21 13:13	7440-38-2	
Cobalt	ND	ug/L	1.0	1	11/05/21 08:44	11/09/21 13:13	7440-48-4	
Selenium	ND	ug/L	1.0	1	11/05/21 08:44	11/09/21 13:13	7782-49-2	
2320B Alkalinity	Analytical Method: SM 2320B							
	Pace Analytical Services - Indianapolis							
Alkalinity, Total as CaCO3	**260**	mg/L	2.0	1		11/11/21 12:43		
Alkalinity,Bicarbonate (CaCO3)	**260**	mg/L	2.0	1		11/11/21 12:43		
Alkalinity,Carbonate (CaCO3)	ND	mg/L	2.0	1		11/11/21 12:43		
2540C Total Dissolved Solids	Analytical Method: SM 2540C							
	Pace Analytical Services - Indianapolis							
Total Dissolved Solids	**738**	mg/L	20.0	1		11/09/21 09:29		

REPORT OF LABORATORY ANALYSIS

This report shall not be reproduced, except in full,
without the written consent of Pace Analytical Services, LLC.

Pace Analytical Services, LLC
7726 Moller Road
Indianapolis, IN 46268
(317)228-3100

ANALYTICAL RESULTS

Project: Harding St Profile 1 Report 1
Pace Project No.: 50302027

Sample: MW-1S **Lab ID: 50302027001** Collected: 11/03/21 10:05 Received: 11/04/21 14:50 Matrix: Water

Parameters	Results	Units	Report Limit	DF	Prepared	Analyzed	CAS No.	Qual
4500H+ pH, Electrometric	Analytical Method: SM 4500-H+B Pace Analytical Services - Indianapolis							
pH at 25 Degrees C	**7.6**	Std. Units	0.10	1		11/09/21 15:05		H3
4500S2D Sulfide Water	Analytical Method: SM 4500-S2-D Pace Analytical Services - Indianapolis							
Sulfide	ND	mg/L	0.10	1		11/05/21 16:39	18496-25-8	
353.2 Nitrogen, NO2/NO3 unpres	Analytical Method: EPA 353.2 Pace Analytical Services - Indianapolis							
Nitrogen, Nitrate	ND	mg/L	0.10	1		11/04/21 17:18	14797-55-8	
Nitrogen, Nitrite	ND	mg/L	0.10	1		11/04/21 17:18	14797-65-0	
365.1 Total Phosphorus	Analytical Method: EPA 365.1 Preparation Method: EPA 365.1 Pace Analytical Services - Indianapolis							
Phosphate as P04	**1.2**	mg/L	0.15	1	11/13/21 05:00	11/17/21 13:25		
5310C TOC	Analytical Method: SM 5310C Pace Analytical Services - Indianapolis							
Total Organic Carbon	**2.6**	mg/L	1.0	1		11/13/21 23:06	7440-44-0	
5310C Dissolved Organic Carbon	Analytical Method: SM 5310C Pace Analytical Services - Indianapolis							
Dissolved Organic Carbon	**2.6**	mg/L	1.0	1		11/17/21 02:34		

REPORT OF LABORATORY ANALYSIS

This report shall not be reproduced, except in full,
without the written consent of Pace Analytical Services, LLC.

Pace Analytical Services, LLC
7726 Moller Road
Indianapolis, IN 46268
(317)228-3100

ANALYTICAL RESULTS

Project: Harding St Profile 1 Report 1
Pace Project No.: 50302027

Sample: MW-1D **Lab ID: 50302027002** Collected: 11/03/21 11:05 Received: 11/04/21 14:50 Matrix: Water

Parameters	Results	Units	Report Limit	DF	Prepared	Analyzed	CAS No.	Qual
9056 IC Anions	Analytical Method: EPA 9056							
	Pace Analytical Services - Indianapolis							
Chloride	**126**	mg/L	25.0	100		11/09/21 17:31	16887-00-6	
Fluoride	**0.31**	mg/L	0.10	1		11/09/21 17:16	16984-48-8	
Sulfate	**87.8**	mg/L	25.0	100		11/09/21 17:31	14808-79-8	
6010 MET ICP	Analytical Method: EPA 6010 Preparation Method: EPA 3010							
	Pace Analytical Services - Indianapolis							
Aluminum	ND	ug/L	200	1	11/15/21 13:34	11/16/21 12:17	7429-90-5	
Barium	**72.0**	ug/L	10.0	1	11/15/21 13:34	11/16/21 12:17	7440-39-3	
Boron	**231**	ug/L	100	1	11/15/21 13:34	11/16/21 12:17	7440-42-8	
Cadmium	ND	ug/L	2.0	1	11/15/21 13:34	11/16/21 12:17	7440-43-9	
Calcium	**95000**	ug/L	1000	1	11/15/21 13:34	11/16/21 12:17	7440-70-2	
Chromium	ND	ug/L	10.0	1	11/15/21 13:34	11/16/21 12:17	7440-47-3	
Iron	**2280**	ug/L	100	1	11/15/21 13:34	11/16/21 12:17	7439-89-6	
Lead	ND	ug/L	10.0	1	11/15/21 13:34	11/16/21 12:17	7439-92-1	
Lithium	**23.4**	ug/L	20.0	1	11/15/21 13:34	11/16/21 12:17	7439-93-2	
Magnesium	**21800**	ug/L	1000	1	11/15/21 13:34	11/16/21 12:17	7439-95-4	
Manganese	**227**	ug/L	10.0	1	11/15/21 13:34	11/16/21 12:17	7439-96-5	
Molybdenum	**33.6**	ug/L	10.0	1	11/15/21 13:34	11/16/21 12:17	7439-98-7	
Potassium	**5690**	ug/L	1000	1	11/15/21 13:34	11/16/21 12:17	7440-09-7	
Silica	**13300**	ug/L	450	1	11/15/21 13:34	11/16/21 12:17	7631-86-9	N2
Sodium	**93600**	ug/L	1000	1	11/15/21 13:34	11/16/21 12:17	7440-23-5	
6010 MET ICP, Dissolved	Analytical Method: EPA 6010 Preparation Method: EPA 3010							
	Pace Analytical Services - Indianapolis							
Manganese, Dissolved	**229**	ug/L	10.0	1	11/15/21 13:48	11/16/21 03:03	7439-96-5	
Molybdenum, Dissolved	**33.7**	ug/L	10.0	1	11/15/21 13:48	11/16/21 03:03	7439-98-7	
6020 MET ICPMS	Analytical Method: EPA 6020 Preparation Method: EPA 200.2							
	Pace Analytical Services - Indianapolis							
Antimony	ND	ug/L	1.0	1	11/05/21 08:44	11/09/21 13:17	7440-36-0	
Arsenic	**3.4**	ug/L	1.0	1	11/05/21 08:44	11/09/21 13:17	7440-38-2	
Cobalt	ND	ug/L	1.0	1	11/05/21 08:44	11/09/21 13:17	7440-48-4	
Selenium	ND	ug/L	1.0	1	11/05/21 08:44	11/09/21 13:17	7782-49-2	
2320B Alkalinity	Analytical Method: SM 2320B							
	Pace Analytical Services - Indianapolis							
Alkalinity, Total as CaCO3	**259**	mg/L	2.0	1		11/11/21 12:43		
Alkalinity,Bicarbonate (CaCO3)	**259**	mg/L	2.0	1		11/11/21 12:43		
Alkalinity,Carbonate (CaCO3)	ND	mg/L	2.0	1		11/11/21 12:43		
2540C Total Dissolved Solids	Analytical Method: SM 2540C							
	Pace Analytical Services - Indianapolis							
Total Dissolved Solids	**616**	mg/L	10.0	1		11/09/21 09:29		

REPORT OF LABORATORY ANALYSIS

This report shall not be reproduced, except in full,
without the written consent of Pace Analytical Services, LLC.

Pace Analytical Services, LLC
7726 Moller Road
Indianapolis, IN 46268
(317)228-3100

ANALYTICAL RESULTS

Project: Harding St Profile 1 Report 1
Pace Project No.: 50302027

Sample: MW-1D **Lab ID: 50302027002** Collected: 11/03/21 11:05 Received: 11/04/21 14:50 Matrix: Water

Parameters	Results	Units	Report Limit	DF	Prepared	Analyzed	CAS No.	Qual
4500H+ pH, Electrometric	Analytical Method: SM 4500-H+B Pace Analytical Services - Indianapolis							
pH at 25 Degrees C	**7.5**	Std. Units	0.10	1		11/09/21 15:22		H3
4500S2D Sulfide Water	Analytical Method: SM 4500-S2-D Pace Analytical Services - Indianapolis							
Sulfide	ND	mg/L	0.10	1		11/05/21 16:39	18496-25-8	
353.2 Nitrogen, NO2/NO3 unpres	Analytical Method: EPA 353.2 Pace Analytical Services - Indianapolis							
Nitrogen, Nitrate	ND	mg/L	0.10	1		11/04/21 17:35	14797-55-8	
Nitrogen, Nitrite	ND	mg/L	0.10	1		11/04/21 17:35	14797-65-0	
365.1 Total Phosphorus	Analytical Method: EPA 365.1 Preparation Method: EPA 365.1 Pace Analytical Services - Indianapolis							
Phosphate as P04	**0.28**	mg/L	0.15	1	11/13/21 05:00	11/17/21 13:26		
5310C TOC	Analytical Method: SM 5310C Pace Analytical Services - Indianapolis							
Total Organic Carbon	**2.3**	mg/L	1.0	1		11/13/21 23:17	7440-44-0	
5310C Dissolved Organic Carbon	Analytical Method: SM 5310C Pace Analytical Services - Indianapolis							
Dissolved Organic Carbon	**2.4**	mg/L	1.0	1		11/17/21 02:54		

REPORT OF LABORATORY ANALYSIS

This report shall not be reproduced, except in full,
without the written consent of Pace Analytical Services, LLC.

Pace Analytical Services, LLC
7726 Moller Road
Indianapolis, IN 46268
(317)228-3100

ANALYTICAL RESULTS

Project: Harding St Profile 1 Report 1
Pace Project No.: 50302027

Sample: MW-15S **Lab ID: 50302027003** Collected: 11/03/21 15:25 Received: 11/04/21 14:50 Matrix: Water

Parameters	Results	Units	Report Limit	DF	Prepared	Analyzed	CAS No.	Qual
9056 IC Anions	Analytical Method: EPA 9056							
	Pace Analytical Services - Indianapolis							
Chloride	**53.0**	mg/L	2.5	10		11/09/21 18:04	16887-00-6	
Fluoride	ND	mg/L	0.10	1		11/09/21 17:47	16984-48-8	
Sulfate	**55.7**	mg/L	2.5	10		11/09/21 18:04	14808-79-8	
6010 MET ICP	Analytical Method: EPA 6010 Preparation Method: EPA 3010							
	Pace Analytical Services - Indianapolis							
Aluminum	ND	ug/L	200	1	11/15/21 13:34	11/16/21 12:19	7429-90-5	
Barium	**61.2**	ug/L	10.0	1	11/15/21 13:34	11/16/21 12:19	7440-39-3	
Boron	**111**	ug/L	100	1	11/15/21 13:34	11/16/21 12:19	7440-42-8	
Cadmium	ND	ug/L	2.0	1	11/15/21 13:34	11/16/21 12:19	7440-43-9	
Calcium	**117000**	ug/L	1000	1	11/15/21 13:34	11/16/21 12:19	7440-70-2	
Chromium	ND	ug/L	10.0	1	11/15/21 13:34	11/16/21 12:19	7440-47-3	
Iron	ND	ug/L	100	1	11/15/21 13:34	11/16/21 12:19	7439-89-6	
Lead	ND	ug/L	10.0	1	11/15/21 13:34	11/16/21 12:19	7439-92-1	
Lithium	ND	ug/L	20.0	1	11/15/21 13:34	11/16/21 12:19	7439-93-2	
Magnesium	**30000**	ug/L	1000	1	11/15/21 13:34	11/16/21 12:19	7439-95-4	
Manganese	ND	ug/L	10.0	1	11/15/21 13:34	11/16/21 12:19	7439-96-5	
Molybdenum	ND	ug/L	10.0	1	11/15/21 13:34	11/16/21 12:19	7439-98-7	
Potassium	**2130**	ug/L	1000	1	11/15/21 13:34	11/16/21 12:19	7440-09-7	
Silica	**12700**	ug/L	450	1	11/15/21 13:34	11/16/21 12:19	7631-86-9	N2
Sodium	**42800**	ug/L	1000	1	11/15/21 13:34	11/16/21 12:19	7440-23-5	
6010 MET ICP, Dissolved	Analytical Method: EPA 6010 Preparation Method: EPA 3010							
	Pace Analytical Services - Indianapolis							
Manganese, Dissolved	ND	ug/L	10.0	1	11/15/21 13:48	11/16/21 03:05	7439-96-5	
Molybdenum, Dissolved	ND	ug/L	10.0	1	11/15/21 13:48	11/16/21 03:05	7439-98-7	
6020 MET ICPMS	Analytical Method: EPA 6020 Preparation Method: EPA 200.2							
	Pace Analytical Services - Indianapolis							
Antimony	ND	ug/L	1.0	1	11/05/21 08:44	11/09/21 13:21	7440-36-0	
Arsenic	ND	ug/L	1.0	1	11/05/21 08:44	11/09/21 13:21	7440-38-2	
Cobalt	ND	ug/L	1.0	1	11/05/21 08:44	11/09/21 13:21	7440-48-4	
Selenium	ND	ug/L	1.0	1	11/05/21 08:44	11/09/21 13:21	7782-49-2	
2320B Alkalinity	Analytical Method: SM 2320B							
	Pace Analytical Services - Indianapolis							
Alkalinity, Total as CaCO3	**349**	mg/L	2.0	1		11/11/21 12:43		
Alkalinity,Bicarbonate (CaCO3)	**349**	mg/L	2.0	1		11/11/21 12:43		
Alkalinity,Carbonate (CaCO3)	ND	mg/L	2.0	1		11/11/21 12:43		
2540C Total Dissolved Solids	Analytical Method: SM 2540C							
	Pace Analytical Services - Indianapolis							
Total Dissolved Solids	**542**	mg/L	10.0	1		11/09/21 09:29		

REPORT OF LABORATORY ANALYSIS

This report shall not be reproduced, except in full,
without the written consent of Pace Analytical Services, LLC.

Pace Analytical Services, LLC
7726 Moller Road
Indianapolis, IN 46268
(317)228-3100

ANALYTICAL RESULTS

Project: Harding St Profile 1 Report 1
Pace Project No.: 50302027

Sample: MW-15S **Lab ID: 50302027003** Collected: 11/03/21 15:25 Received: 11/04/21 14:50 Matrix: Water

Parameters	Results	Units	Report Limit	DF	Prepared	Analyzed	CAS No.	Qual
4500H+ pH, Electrometric	Analytical Method: SM 4500-H+B Pace Analytical Services - Indianapolis							
pH at 25 Degrees C	**7.4**	Std. Units	0.10	1		11/09/21 15:41		H3
4500S2D Sulfide Water	Analytical Method: SM 4500-S2-D Pace Analytical Services - Indianapolis							
Sulfide	ND	mg/L	0.10	1		11/05/21 16:39	18496-25-8	
353.2 Nitrogen, NO2/NO3 unpres	Analytical Method: EPA 353.2 Pace Analytical Services - Indianapolis							
Nitrogen, Nitrate	**2.8**	mg/L	0.10	1		11/04/21 17:59	14797-55-8	
Nitrogen, Nitrite	ND	mg/L	0.10	1		11/04/21 17:59	14797-65-0	
365.1 Total Phosphorus	Analytical Method: EPA 365.1 Preparation Method: EPA 365.1 Pace Analytical Services - Indianapolis							
Phosphate as P04	**0.17**	mg/L	0.15	1	11/13/21 05:00	11/17/21 13:26		
5310C TOC	Analytical Method: SM 5310C Pace Analytical Services - Indianapolis							
Total Organic Carbon	ND	mg/L	1.0	1		11/13/21 23:27	7440-44-0	
5310C Dissolved Organic Carbon	Analytical Method: SM 5310C Pace Analytical Services - Indianapolis							
Dissolved Organic Carbon	ND	mg/L	1.0	1		11/17/21 03:13		

REPORT OF LABORATORY ANALYSIS

This report shall not be reproduced, except in full,
without the written consent of Pace Analytical Services, LLC.

Pace Analytical Services, LLC
7726 Moller Road
Indianapolis, IN 46268
(317)228-3100

ANALYTICAL RESULTS

Project: Harding St Profile 1 Report 1
Pace Project No.: 50302027

Sample: MW-15I **Lab ID: 50302027004** Collected: 11/03/21 14:25 Received: 11/04/21 14:50 Matrix: Water

Parameters	Results	Units	Report Limit	DF	Prepared	Analyzed	CAS No.	Qual
9056 IC Anions	Analytical Method: EPA 9056							
	Pace Analytical Services - Indianapolis							
Chloride	**19.9**	mg/L	2.5	10		11/09/21 18:36	16887-00-6	
Fluoride	ND	mg/L	0.10	1		11/09/21 18:20	16984-48-8	
Sulfate	**39.3**	mg/L	2.5	10		11/09/21 18:36	14808-79-8	
6010 MET ICP	Analytical Method: EPA 6010 Preparation Method: EPA 3010							
	Pace Analytical Services - Indianapolis							
Aluminum	ND	ug/L	200	1	11/15/21 13:34	11/16/21 12:21	7429-90-5	
Barium	**67.9**	ug/L	10.0	1	11/15/21 13:34	11/16/21 12:21	7440-39-3	
Boron	**101**	ug/L	100	1	11/15/21 13:34	11/16/21 12:21	7440-42-8	
Cadmium	ND	ug/L	2.0	1	11/15/21 13:34	11/16/21 12:21	7440-43-9	
Calcium	**116000**	ug/L	1000	1	11/15/21 13:34	11/16/21 12:21	7440-70-2	
Chromium	ND	ug/L	10.0	1	11/15/21 13:34	11/16/21 12:21	7440-47-3	
Iron	ND	ug/L	100	1	11/15/21 13:34	11/16/21 12:21	7439-89-6	
Lead	ND	ug/L	10.0	1	11/15/21 13:34	11/16/21 12:21	7439-92-1	
Lithium	ND	ug/L	20.0	1	11/15/21 13:34	11/16/21 12:21	7439-93-2	
Magnesium	**29900**	ug/L	1000	1	11/15/21 13:34	11/16/21 12:21	7439-95-4	
Manganese	**16.4**	ug/L	10.0	1	11/15/21 13:34	11/16/21 12:21	7439-96-5	
Molybdenum	ND	ug/L	10.0	1	11/15/21 13:34	11/16/21 12:21	7439-98-7	
Potassium	**1450**	ug/L	1000	1	11/15/21 13:34	11/16/21 12:21	7440-09-7	
Silica	**13100**	ug/L	450	1	11/15/21 13:34	11/16/21 12:21	7631-86-9	N2
Sodium	**13500**	ug/L	1000	1	11/15/21 13:34	11/16/21 12:21	7440-23-5	
6010 MET ICP, Dissolved	Analytical Method: EPA 6010 Preparation Method: EPA 3010							
	Pace Analytical Services - Indianapolis							
Manganese, Dissolved	**16.0**	ug/L	10.0	1	11/15/21 13:48	11/16/21 03:07	7439-96-5	
Molybdenum, Dissolved	ND	ug/L	10.0	1	11/15/21 13:48	11/16/21 03:07	7439-98-7	
6020 MET ICPMS	Analytical Method: EPA 6020 Preparation Method: EPA 200.2							
	Pace Analytical Services - Indianapolis							
Antimony	ND	ug/L	1.0	1	11/05/21 08:44	11/09/21 13:26	7440-36-0	
Arsenic	ND	ug/L	1.0	1	11/05/21 08:44	11/09/21 13:26	7440-38-2	
Cobalt	ND	ug/L	1.0	1	11/05/21 08:44	11/09/21 13:26	7440-48-4	
Selenium	**1.0**	ug/L	1.0	1	11/05/21 08:44	11/09/21 13:26	7782-49-2	
2320B Alkalinity	Analytical Method: SM 2320B							
	Pace Analytical Services - Indianapolis							
Alkalinity, Total as CaCO3	**318**	mg/L	2.0	1		11/11/21 12:43		
Alkalinity,Bicarbonate (CaCO3)	**318**	mg/L	2.0	1		11/11/21 12:43		
Alkalinity,Carbonate (CaCO3)	ND	mg/L	2.0	1		11/11/21 12:43		
2540C Total Dissolved Solids	Analytical Method: SM 2540C							
	Pace Analytical Services - Indianapolis							
Total Dissolved Solids	**456**	mg/L	10.0	1		11/09/21 09:30		

REPORT OF LABORATORY ANALYSIS

This report shall not be reproduced, except in full,
without the written consent of Pace Analytical Services, LLC.

Pace Analytical Services, LLC
7726 Moller Road
Indianapolis, IN 46268
(317)228-3100

ANALYTICAL RESULTS

Project: Harding St Profile 1 Report 1
Pace Project No.: 50302027

Sample: MW-15I **Lab ID: 50302027004** Collected: 11/03/21 14:25 Received: 11/04/21 14:50 Matrix: Water

Parameters	Results	Units	Report Limit	DF	Prepared	Analyzed	CAS No.	Qual
4500H+ pH, Electrometric	Analytical Method: SM 4500-H+B Pace Analytical Services - Indianapolis							
pH at 25 Degrees C	**7.4**	Std. Units	0.10	1		11/09/21 15:32		H3
4500S2D Sulfide Water	Analytical Method: SM 4500-S2-D Pace Analytical Services - Indianapolis							
Sulfide	ND	mg/L	0.10	1		11/05/21 16:39	18496-25-8	
353.2 Nitrogen, NO2/NO3 unpres	Analytical Method: EPA 353.2 Pace Analytical Services - Indianapolis							
Nitrogen, Nitrate	**9.2**	mg/L	0.40	4		11/04/21 18:15	14797-55-8	
Nitrogen, Nitrite	ND	mg/L	0.40	4		11/04/21 18:15	14797-65-0	
365.1 Total Phosphorus	Analytical Method: EPA 365.1 Preparation Method: EPA 365.1 Pace Analytical Services - Indianapolis							
Phosphate as P04	ND	mg/L	0.15	1	11/13/21 05:00	11/17/21 13:27		
5310C TOC	Analytical Method: SM 5310C Pace Analytical Services - Indianapolis							
Total Organic Carbon	ND	mg/L	1.0	1		11/14/21 00:03	7440-44-0	
5310C Dissolved Organic Carbon	Analytical Method: SM 5310C Pace Analytical Services - Indianapolis							
Dissolved Organic Carbon	**1.1**	mg/L	1.0	1		11/17/21 03:39		

REPORT OF LABORATORY ANALYSIS

This report shall not be reproduced, except in full,
without the written consent of Pace Analytical Services, LLC.

Pace Analytical Services, LLC
7726 Moller Road
Indianapolis, IN 46268
(317)228-3100

ANALYTICAL RESULTS

Project: Harding St Profile 1 Report 1
Pace Project No.: 50302027

Sample: MW-15D **Lab ID: 50302027005** Collected: 11/03/21 12:55 Received: 11/04/21 14:50 Matrix: Water

Parameters	Results	Units	Report Limit	DF	Prepared	Analyzed	CAS No.	Qual
9056 IC Anions	Analytical Method: EPA 9056							
	Pace Analytical Services - Indianapolis							
Chloride	**27.0**	mg/L	2.5	10		11/09/21 20:12	16887-00-6	
Fluoride	ND	mg/L	0.10	1		11/09/21 19:25	16984-48-8	
Sulfate	**61.5**	mg/L	2.5	10		11/09/21 20:12	14808-79-8	
6010 MET ICP	Analytical Method: EPA 6010 Preparation Method: EPA 3010							
	Pace Analytical Services - Indianapolis							
Aluminum	ND	ug/L	200	1	11/15/21 13:34	11/16/21 12:24	7429-90-5	
Barium	**69.2**	ug/L	10.0	1	11/15/21 13:34	11/16/21 12:24	7440-39-3	
Boron	**127**	ug/L	100	1	11/15/21 13:34	11/16/21 12:24	7440-42-8	
Cadmium	ND	ug/L	2.0	1	11/15/21 13:34	11/16/21 12:24	7440-43-9	
Calcium	**106000**	ug/L	1000	1	11/15/21 13:34	11/16/21 12:24	7440-70-2	
Chromium	ND	ug/L	10.0	1	11/15/21 13:34	11/16/21 12:24	7440-47-3	
Iron	**1230**	ug/L	100	1	11/15/21 13:34	11/16/21 12:24	7439-89-6	
Lead	ND	ug/L	10.0	1	11/15/21 13:34	11/16/21 12:24	7439-92-1	
Lithium	ND	ug/L	20.0	1	11/15/21 13:34	11/16/21 12:24	7439-93-2	
Magnesium	**30700**	ug/L	1000	1	11/15/21 13:34	11/16/21 12:24	7439-95-4	
Manganese	**118**	ug/L	10.0	1	11/15/21 13:34	11/16/21 12:24	7439-96-5	
Molybdenum	ND	ug/L	10.0	1	11/15/21 13:34	11/16/21 12:24	7439-98-7	
Potassium	**2050**	ug/L	1000	1	11/15/21 13:34	11/16/21 12:24	7440-09-7	
Silica	**12300**	ug/L	450	1	11/15/21 13:34	11/16/21 12:24	7631-86-9	N2
Sodium	**19500**	ug/L	1000	1	11/15/21 13:34	11/16/21 12:24	7440-23-5	
6010 MET ICP, Dissolved	Analytical Method: EPA 6010 Preparation Method: EPA 3010							
	Pace Analytical Services - Indianapolis							
Manganese, Dissolved	**112**	ug/L	10.0	1	11/15/21 13:48	11/16/21 03:13	7439-96-5	
Molybdenum, Dissolved	ND	ug/L	10.0	1	11/15/21 13:48	11/16/21 03:13	7439-98-7	
6020 MET ICPMS	Analytical Method: EPA 6020 Preparation Method: EPA 200.2							
	Pace Analytical Services - Indianapolis							
Antimony	ND	ug/L	1.0	1	11/05/21 08:44	11/09/21 13:38	7440-36-0	
Arsenic	**1.2**	ug/L	1.0	1	11/05/21 08:44	11/09/21 13:38	7440-38-2	
Cobalt	ND	ug/L	1.0	1	11/05/21 08:44	11/09/21 13:38	7440-48-4	
Selenium	ND	ug/L	1.0	1	11/05/21 08:44	11/09/21 13:38	7782-49-2	
2320B Alkalinity	Analytical Method: SM 2320B							
	Pace Analytical Services - Indianapolis							
Alkalinity, Total as CaCO3	**325**	mg/L	2.0	1		11/11/21 12:43		
Alkalinity,Bicarbonate (CaCO3)	**325**	mg/L	2.0	1		11/11/21 12:43		
Alkalinity,Carbonate (CaCO3)	ND	mg/L	2.0	1		11/11/21 12:43		
2540C Total Dissolved Solids	Analytical Method: SM 2540C							
	Pace Analytical Services - Indianapolis							
Total Dissolved Solids	**451**	mg/L	10.0	1		11/09/21 09:30		

REPORT OF LABORATORY ANALYSIS

This report shall not be reproduced, except in full,
without the written consent of Pace Analytical Services, LLC.

Pace Analytical Services, LLC
7726 Moller Road
Indianapolis, IN 46268
(317)228-3100

ANALYTICAL RESULTS

Project: Harding St Profile 1 Report 1
Pace Project No.: 50302027

Sample: MW-15D **Lab ID: 50302027005** Collected: 11/03/21 12:55 Received: 11/04/21 14:50 Matrix: Water

Parameters	Results	Units	Report Limit	DF	Prepared	Analyzed	CAS No.	Qual
4500H+ pH, Electrometric	Analytical Method: SM 4500-H+B Pace Analytical Services - Indianapolis							
pH at 25 Degrees C	**7.4**	Std. Units	0.10	1		11/09/21 15:25		H3
4500S2D Sulfide Water	Analytical Method: SM 4500-S2-D Pace Analytical Services - Indianapolis							
Sulfide	ND	mg/L	0.10	1		11/05/21 16:39	18496-25-8	
353.2 Nitrogen, NO2/NO3 unpres	Analytical Method: EPA 353.2 Pace Analytical Services - Indianapolis							
Nitrogen, Nitrate	ND	mg/L	0.10	1		11/04/21 17:40	14797-55-8	
Nitrogen, Nitrite	ND	mg/L	0.10	1		11/04/21 17:40	14797-65-0	
365.1 Total Phosphorus	Analytical Method: EPA 365.1 Preparation Method: EPA 365.1 Pace Analytical Services - Indianapolis							
Phosphate as P04	ND	mg/L	0.15	1	11/13/21 05:00	11/17/21 13:27		
5310C TOC	Analytical Method: SM 5310C Pace Analytical Services - Indianapolis							
Total Organic Carbon	ND	mg/L	1.0	1		11/15/21 14:33	7440-44-0	
5310C Dissolved Organic Carbon	Analytical Method: SM 5310C Pace Analytical Services - Indianapolis							
Dissolved Organic Carbon	ND	mg/L	1.0	1		11/17/21 03:58		

REPORT OF LABORATORY ANALYSIS

This report shall not be reproduced, except in full,
without the written consent of Pace Analytical Services, LLC.

Pace Analytical Services, LLC
7726 Moller Road
Indianapolis, IN 46268
(317)228-3100

QUALITY CONTROL DATA

Project: Harding St Profile 1 Report 1
Pace Project No.: 50302027

QC Batch: 649284
QC Batch Method: EPA 9056
Analysis Method: EPA 9056
Analysis Description: 9056 IC Anions
Laboratory: Pace Analytical Services - Indianapolis
Associated Lab Samples: 50302027001, 50302027002, 50302027003, 50302027004, 50302027005

METHOD BLANK: 2991727 Matrix: Water
Associated Lab Samples: 50302027001, 50302027002, 50302027003, 50302027004, 50302027005

Parameter	Units	Blank Result	Reporting Limit	Analyzed	Qualifiers
Chloride	mg/L	ND	0.25	11/10/21 16:37	
Fluoride	mg/L	ND	0.10	11/10/21 16:37	
Sulfate	mg/L	ND	0.25	11/10/21 16:37	

LABORATORY CONTROL SAMPLE: 2991728

Parameter	Units	Spike Conc.	LCS Result	LCS % Rec	% Rec Limits	Qualifiers
Chloride	mg/L	1.2	1.1	91	80-120	
Fluoride	mg/L	0.5	0.44	88	80-120	
Sulfate	mg/L	2.5	2.3	93	80-120	

MATRIX SPIKE & MATRIX SPIKE DUPLICATE: 2991729 2991730

Parameter	Units	50302027005 Result	MS Spike Conc.	MSD Spike Conc.	MS Result	MSD Result	MS % Rec	MSD % Rec	% Rec Limits	RPD	Max RPD	Qual
Chloride	mg/L	27.0	12.5	12.5	38.4	38.3	91	90	80-120	0	15	
Fluoride	mg/L	ND	0.5	0.5	0.52	0.52	84	85	80-120	1	15	
Sulfate	mg/L	61.5	25	25	86.3	86.0	99	98	80-120	0	15	

MATRIX SPIKE & MATRIX SPIKE DUPLICATE: 2991731 2991732

Parameter	Units	50302028002 Result	MS Spike Conc.	MSD Spike Conc.	MS Result	MSD Result	MS % Rec	MSD % Rec	% Rec Limits	RPD	Max RPD	Qual
Chloride	mg/L	147	125	125	260	261	90	91	80-120	0	15	
Fluoride	mg/L	0.18	0.5	0.5	0.60	0.61	86	86	80-120	0	15	
Sulfate	mg/L	25.0	25	25	47.0	47.7	88	91	80-120	1	15	

MATRIX SPIKE & MATRIX SPIKE DUPLICATE: 2991733 2991734

Parameter	Units	50302077001 Result	MS Spike Conc.	MSD Spike Conc.	MS Result	MSD Result	MS % Rec	MSD % Rec	% Rec Limits	RPD	Max RPD	Qual
Chloride	mg/L	33.7	12.5	12.5	45.1	45.0	91	90	80-120	0	15	
Fluoride	mg/L	0.50	0.5	0.5	0.94	0.94	87	87	80-120	0	15	
Sulfate	mg/L	25.8	25	25	49.7	50.2	95	98	80-120	1	15	

Results presented on this page are in the units indicated by the "Units" column except where an alternate unit is presented to the right of the result.

REPORT OF LABORATORY ANALYSIS

This report shall not be reproduced, except in full,
without the written consent of Pace Analytical Services, LLC.

Pace Analytical Services, LLC
7726 Moller Road
Indianapolis, IN 46268
(317)228-3100

QUALITY CONTROL DATA

Project: Harding St Profile 1 Report 1
Pace Project No.: 50302027

QC Batch: 649047
QC Batch Method: EPA 3010
Analysis Method: EPA 6010
Analysis Description: 6010 MET
Laboratory: Pace Analytical Services - Indianapolis
Associated Lab Samples: 50302027001, 50302027002, 50302027003, 50302027004, 50302027005

METHOD BLANK: 2990952 Matrix: Water
Associated Lab Samples: 50302027001, 50302027002, 50302027003, 50302027004, 50302027005

Parameter	Units	Blank Result	Reporting Limit	Analyzed	Qualifiers
Aluminum	ug/L	ND	200	11/16/21 12:10	
Barium	ug/L	ND	10.0	11/16/21 12:10	
Boron	ug/L	ND	100	11/16/21 12:10	
Cadmium	ug/L	ND	2.0	11/16/21 12:10	
Calcium	ug/L	ND	1000	11/16/21 12:10	
Chromium	ug/L	ND	10.0	11/16/21 12:10	
Iron	ug/L	ND	100	11/16/21 12:10	
Lead	ug/L	ND	10.0	11/16/21 12:10	
Lithium	ug/L	ND	20.0	11/16/21 12:10	
Magnesium	ug/L	ND	1000	11/16/21 12:10	
Manganese	ug/L	ND	10.0	11/16/21 12:10	
Molybdenum	ug/L	ND	10.0	11/16/21 12:10	
Potassium	ug/L	ND	1000	11/16/21 12:10	
Silica	ug/L	ND	450	11/16/21 12:10	N2
Sodium	ug/L	ND	1000	11/16/21 12:10	

LABORATORY CONTROL SAMPLE: 2990953

Parameter	Units	Spike Conc.	LCS Result	LCS % Rec	% Rec Limits	Qualifiers
Aluminum	ug/L	5000	4590	92	80-120	
Barium	ug/L	1000	966	97	80-120	
Boron	ug/L	1000	980	98	80-120	
Cadmium	ug/L	1000	935	93	80-120	
Calcium	ug/L	5000	5040	101	80-120	
Chromium	ug/L	1000	979	98	80-120	
Iron	ug/L	2500	2440	98	80-120	
Lead	ug/L	1000	931	93	80-120	
Lithium	ug/L	1000	1020	102	80-120	
Magnesium	ug/L	5000	4800	96	80-120	
Manganese	ug/L	1000	985	98	80-120	
Molybdenum	ug/L	1000	965	97	80-120	
Potassium	ug/L	5000	5020	100	80-120	
Silica	ug/L	5350	5350	100		N2
Sodium	ug/L	5000	4900	98	80-120	

Results presented on this page are in the units indicated by the "Units" column except where an alternate unit is presented to the right of the result.

REPORT OF LABORATORY ANALYSIS

This report shall not be reproduced, except in full,
without the written consent of Pace Analytical Services, LLC.

Pace Analytical Services, LLC
7726 Moller Road
Indianapolis, IN 46268
(317)228-3100

QUALITY CONTROL DATA

Project: Harding St Profile 1 Report 1
Pace Project No.: 50302027

MATRIX SPIKE & MATRIX SPIKE DUPLICATE: 2990954 2990955

Parameter	Units	50302027005 Result	MS Spike Conc.	MSD Spike Conc.	MS Result	MSD Result	MS % Rec	MSD % Rec	% Rec Limits	RPD	Max RPD	Qual
Aluminum	ug/L	ND	5000	5000	4640	4650	93	93	75-125	0	20	
Barium	ug/L	69.2	1000	1000	1010	1010	94	94	75-125	0	20	
Boron	ug/L	127	1000	1000	1120	1130	99	100	75-125	1	20	
Cadmium	ug/L	ND	1000	1000	927	930	93	93	75-125	0	20	
Calcium	ug/L	106000	5000	5000	108000	107000	46	18	75-125	1	20	P6
Chromium	ug/L	ND	1000	1000	947	954	95	95	75-125	1	20	
Iron	ug/L	1230	2500	2500	3550	3550	93	93	75-125	0	20	
Lead	ug/L	ND	1000	1000	886	893	89	89	75-125	1	20	
Lithium	ug/L	ND	1000	1000	1010	1010	100	101	75-125	0	20	
Magnesium	ug/L	30700	5000	5000	34600	34200	78	71	75-125	1	20	P6
Manganese	ug/L	118	1000	1000	1060	1070	95	96	75-125	1	20	
Molybdenum	ug/L	ND	1000	1000	955	962	95	96	75-125	1	20	
Potassium	ug/L	2050	5000	5000	6940	7010	98	99	75-125	1	20	
Silica	ug/L	12300	5350	5350	17200	17000	93	88		2		N2
Sodium	ug/L	19500	5000	5000	23800	23500	85	79	75-125	1	20	

MATRIX SPIKE & MATRIX SPIKE DUPLICATE: 2990956 2990957

Parameter	Units	50302028002 Result	MS Spike Conc.	MSD Spike Conc.	MS Result	MSD Result	MS % Rec	MSD % Rec	% Rec Limits	RPD	Max RPD	Qual
Aluminum	ug/L	ND	5000	5000	4620	4720	92	94	75-125	2	20	
Barium	ug/L	221	1000	1000	1150	1160	93	94	75-125	1	20	
Boron	ug/L	263	1000	1000	1260	1280	99	101	75-125	2	20	
Cadmium	ug/L	ND	1000	1000	919	931	92	93	75-125	1	20	
Calcium	ug/L	96600	5000	5000	100000	102000	77	113	75-125	2	20	
Chromium	ug/L	ND	1000	1000	946	958	94	96	75-125	1	20	
Iron	ug/L	1670	2500	2500	3950	4000	91	93	75-125	1	20	
Lead	ug/L	ND	1000	1000	871	881	87	88	75-125	1	20	
Lithium	ug/L	ND	1000	1000	1000	1020	99	101	75-125	1	20	
Magnesium	ug/L	29300	5000	5000	33600	34200	86	97	75-125	2	20	
Manganese	ug/L	303	1000	1000	1240	1260	93	96	75-125	2	20	
Molybdenum	ug/L	ND	1000	1000	948	960	95	96	75-125	1	20	
Potassium	ug/L	7590	5000	5000	12400	12500	96	98	75-125	1	20	
Silica	ug/L	10900	5350	5350	15900	16100	94	98		1		N2
Sodium	ug/L	73700	5000	5000	77300	78000	72	86	75-125	1	20	P6

Results presented on this page are in the units indicated by the "Units" column except where an alternate unit is presented to the right of the result.

REPORT OF LABORATORY ANALYSIS

This report shall not be reproduced, except in full,
without the written consent of Pace Analytical Services, LLC.

Pace Analytical Services, LLC
7726 Moller Road
Indianapolis, IN 46268
(317)228-3100

QUALITY CONTROL DATA

Project: Harding St Profile 1 Report 1
Pace Project No.: 50302027

QC Batch: 649216
QC Batch Method: EPA 3010
Analysis Method: EPA 6010
Analysis Description: 6010 MET Dissolved
Laboratory: Pace Analytical Services - Indianapolis
Associated Lab Samples: 50302027001, 50302027002, 50302027003, 50302027004, 50302027005

METHOD BLANK: 2991499 Matrix: Water
Associated Lab Samples: 50302027001, 50302027002, 50302027003, 50302027004, 50302027005

Parameter	Units	Blank Result	Reporting Limit	Analyzed	Qualifiers
Manganese, Dissolved	ug/L	ND	10.0	11/16/21 02:57	
Molybdenum, Dissolved	ug/L	ND	10.0	11/16/21 02:57	

LABORATORY CONTROL SAMPLE: 2991500

Parameter	Units	Spike Conc.	LCS Result	LCS % Rec	% Rec Limits	Qualifiers
Manganese, Dissolved	ug/L	1000	821	82	80-120	
Molybdenum, Dissolved	ug/L	1000	827	83	80-120	

MATRIX SPIKE & MATRIX SPIKE DUPLICATE: 2991501 2991502

Parameter	Units	50302027005 Result	MS Spike Conc.	MSD Spike Conc.	MS Result	MSD Result	MS % Rec	MSD % Rec	% Rec Limits	RPD	Max RPD	Qual
Manganese, Dissolved	ug/L	112	1000	1000	1070	1080	96	96	75-125	0	20	
Molybdenum, Dissolved	ug/L	ND	1000	1000	998	1010	100	100	75-125	1	20	

MATRIX SPIKE & MATRIX SPIKE DUPLICATE: 2991503 2991504

Parameter	Units	50302028002 Result	MS Spike Conc.	MSD Spike Conc.	MS Result	MSD Result	MS % Rec	MSD % Rec	% Rec Limits	RPD	Max RPD	Qual
Manganese, Dissolved	ug/L	300	1000	1000	1230	1250	93	95	75-125	1	20	
Molybdenum, Dissolved	ug/L	ND	1000	1000	986	992	98	99	75-125	1	20	

Results presented on this page are in the units indicated by the "Units" column except where an alternate unit is presented to the right of the result.

REPORT OF LABORATORY ANALYSIS

This report shall not be reproduced, except in full,
without the written consent of Pace Analytical Services, LLC.

Pace Analytical Services, LLC
7726 Moller Road
Indianapolis, IN 46268
(317)228-3100

QUALITY CONTROL DATA

Project: Harding St Profile 1 Report 1
Pace Project No.: 50302027

QC Batch: 648753
QC Batch Method: EPA 200.2
Analysis Method: EPA 6020
Analysis Description: 6020 MET
Laboratory: Pace Analytical Services - Indianapolis
Associated Lab Samples: 50302027001, 50302027002, 50302027003, 50302027004, 50302027005

METHOD BLANK: 2989459 Matrix: Water
Associated Lab Samples: 50302027001, 50302027002, 50302027003, 50302027004, 50302027005

Parameter	Units	Blank Result	Reporting Limit	Analyzed	Qualifiers
Antimony	ug/L	ND	1.0	11/09/21 12:03	
Arsenic	ug/L	ND	1.0	11/09/21 12:03	
Cobalt	ug/L	ND	1.0	11/09/21 12:03	
Selenium	ug/L	ND	1.0	11/09/21 12:03	

LABORATORY CONTROL SAMPLE: 2989460

Parameter	Units	Spike Conc.	LCS Result	LCS % Rec	% Rec Limits	Qualifiers
Antimony	ug/L	40	40.8	102	80-120	
Arsenic	ug/L	40	38.0	95	80-120	
Cobalt	ug/L	40	40.0	100	80-120	
Selenium	ug/L	40	40.8	102	80-120	

MATRIX SPIKE & MATRIX SPIKE DUPLICATE: 2989461 2989462

Parameter	Units	50302013001 Result	MS Spike Conc.	MSD Spike Conc.	MS Result	MSD Result	MS % Rec	MSD % Rec	% Rec Limits	RPD	Max RPD	Qual
Antimony	ug/L	ND	40	40	42.0	41.8	105	104	75-125	0	20	
Arsenic	ug/L	4.3	40	40	41.4	41.5	93	93	75-125	0	20	
Cobalt	ug/L	ND	40	40	35.5	35.8	88	89	75-125	1	20	
Selenium	ug/L	ND	40	40	38.0	37.5	95	94	75-125	1	20	

MATRIX SPIKE & MATRIX SPIKE DUPLICATE: 2989463 2989464

Parameter	Units	50302027005 Result	MS Spike Conc.	MSD Spike Conc.	MS Result	MSD Result	MS % Rec	MSD % Rec	% Rec Limits	RPD	Max RPD	Qual
Antimony	ug/L	ND	40	40	41.7	41.1	104	103	75-125	1	20	
Arsenic	ug/L	1.2	40	40	37.8	37.9	91	92	75-125	0	20	
Cobalt	ug/L	ND	40	40	36.5	36.4	91	91	75-125	0	20	
Selenium	ug/L	ND	40	40	37.6	37.7	94	94	75-125	0	20	

Results presented on this page are in the units indicated by the "Units" column except where an alternate unit is presented to the right of the result.

REPORT OF LABORATORY ANALYSIS

This report shall not be reproduced, except in full,
without the written consent of Pace Analytical Services, LLC.

Pace Analytical Services, LLC
7726 Moller Road
Indianapolis, IN 46268
(317)228-3100

QUALITY CONTROL DATA

Project: Harding St Profile 1 Report 1
Pace Project No.: 50302027

MATRIX SPIKE & MATRIX SPIKE DUPLICATE: 2989465 2989466

Parameter	Units	50302028002 Result	MS Spike Conc.	MSD Spike Conc.	MS Result	MSD Result	MS % Rec	MSD % Rec	% Rec Limits	RPD	Max RPD	Qual
Antimony	ug/L	ND	40	40	41.7	40.9	104	102	75-125	2	20	
Arsenic	ug/L	ND	40	40	36.4	36.6	91	91	75-125	1	20	
Cobalt	ug/L	ND	40	40	36.7	36.6	91	91	75-125	0	20	
Selenium	ug/L	ND	40	40	37.3	38.4	93	96	75-125	3	20	

Results presented on this page are in the units indicated by the "Units" column except where an alternate unit is presented to the right of the result.

REPORT OF LABORATORY ANALYSIS

This report shall not be reproduced, except in full,
without the written consent of Pace Analytical Services, LLC.

Pace Analytical Services, LLC
7726 Moller Road
Indianapolis, IN 46268
(317)228-3100

QUALITY CONTROL DATA

Project: Harding St Profile 1 Report 1
Pace Project No.: 50302027

QC Batch: 649592
QC Batch Method: SM 2320B
Analysis Method: SM 2320B
Analysis Description: 2320B Alkalinity
Laboratory: Pace Analytical Services - Indianapolis
Associated Lab Samples: 50302027001, 50302027002, 50302027003, 50302027004, 50302027005

METHOD BLANK: 2993294 Matrix: Water
Associated Lab Samples: 50302027001, 50302027002, 50302027003, 50302027004, 50302027005

Parameter	Units	Blank Result	Reporting Limit	Analyzed	Qualifiers
Alkalinity, Total as CaCO3	mg/L	ND	2.0	11/11/21 12:43	
Alkalinity,Bicarbonate (CaCO3)	mg/L	ND	2.0	11/11/21 12:43	
Alkalinity,Carbonate (CaCO3)	mg/L	ND	2.0	11/11/21 12:43	

LABORATORY CONTROL SAMPLE: 2993295

Parameter	Units	Spike Conc.	LCS Result	LCS % Rec	% Rec Limits	Qualifiers
Alkalinity, Total as CaCO3	mg/L	50	49.1	98	90-110	

SAMPLE DUPLICATE: 2993296

Parameter	Units	50302027005 Result	Dup Result	RPD	Max RPD	Qualifiers
Alkalinity, Total as CaCO3	mg/L	325	319	2	20	
Alkalinity,Bicarbonate (CaCO3)	mg/L	325	319	2	20	
Alkalinity,Carbonate (CaCO3)	mg/L	ND	ND		20	

SAMPLE DUPLICATE: 2993297

Parameter	Units	50302028002 Result	Dup Result	RPD	Max RPD	Qualifiers
Alkalinity, Total as CaCO3	mg/L	281	291	4	20	
Alkalinity,Bicarbonate (CaCO3)	mg/L	281	291	4	20	
Alkalinity,Carbonate (CaCO3)	mg/L	ND	ND		20	

Results presented on this page are in the units indicated by the "Units" column except where an alternate unit is presented to the right of the result.

REPORT OF LABORATORY ANALYSIS

This report shall not be reproduced, except in full,
without the written consent of Pace Analytical Services, LLC.

Pace Analytical Services, LLC
7726 Moller Road
Indianapolis, IN 46268
(317)228-3100

QUALITY CONTROL DATA

Project: Harding St Profile 1 Report 1
Pace Project No.: 50302027

QC Batch: 649251 | Analysis Method: SM 2540C
QC Batch Method: SM 2540C | Analysis Description: 2540C Total Dissolved Solids
Laboratory: Pace Analytical Services - Indianapolis
Associated Lab Samples: 50302027001, 50302027002, 50302027003, 50302027004, 50302027005

METHOD BLANK: 2991624 Matrix: Water
Associated Lab Samples: 50302027001, 50302027002, 50302027003, 50302027004, 50302027005

Parameter	Units	Blank Result	Reporting Limit	Analyzed	Qualifiers
Total Dissolved Solids	mg/L	ND	10.0	11/09/21 09:28	

LABORATORY CONTROL SAMPLE: 2991625

Parameter	Units	Spike Conc.	LCS Result	LCS % Rec	% Rec Limits	Qualifiers
Total Dissolved Solids	mg/L	300	280	93	80-120	

SAMPLE DUPLICATE: 2991626

Parameter	Units	50302024014 Result	Dup Result	RPD	Max RPD	Qualifiers
Total Dissolved Solids	mg/L	396	408	3	10	

SAMPLE DUPLICATE: 2991627

Parameter	Units	50302027005 Result	Dup Result	RPD	Max RPD	Qualifiers
Total Dissolved Solids	mg/L	451	452	0	10	

SAMPLE DUPLICATE: 2991628

Parameter	Units	50302028002 Result	Dup Result	RPD	Max RPD	Qualifiers
Total Dissolved Solids	mg/L	597	604	1	10	

Results presented on this page are in the units indicated by the "Units" column except where an alternate unit is presented to the right of the result.

REPORT OF LABORATORY ANALYSIS

This report shall not be reproduced, except in full,
without the written consent of Pace Analytical Services, LLC.

Pace Analytical Services, LLC
7726 Moller Road
Indianapolis, IN 46268
(317)228-3100

QUALITY CONTROL DATA

Project: Harding St Profile 1 Report 1
Pace Project No.: 50302027

QC Batch: 649381
QC Batch Method: SM 4500-H+B
Analysis Method: SM 4500-H+B
Analysis Description: 4500H+B pH
Laboratory: Pace Analytical Services - Indianapolis
Associated Lab Samples: 50302027001, 50302027002, 50302027003, 50302027004, 50302027005

SAMPLE DUPLICATE: 2992229

Parameter	Units	50302028002 Result	Dup Result	RPD	Max RPD	Qualifiers
pH at 25 Degrees C	Std. Units	7.5	7.4	1	2	H3

SAMPLE DUPLICATE: 2992230

Parameter	Units	50302027005 Result	Dup Result	RPD	Max RPD	Qualifiers
pH at 25 Degrees C	Std. Units	7.4	7.3	1	2	H3

SAMPLE DUPLICATE: 2992231

Parameter	Units	50302013001 Result	Dup Result	RPD	Max RPD	Qualifiers
pH at 25 Degrees C	Std. Units	6.7	6.8	1	2	H3

Results presented on this page are in the units indicated by the "Units" column except where an alternate unit is presented to the right of the result.

REPORT OF LABORATORY ANALYSIS

This report shall not be reproduced, except in full,
without the written consent of Pace Analytical Services, LLC.

Pace Analytical Services, LLC
7726 Moller Road
Indianapolis, IN 46268
(317)228-3100

QUALITY CONTROL DATA

Project: Harding St Profile 1 Report 1
Pace Project No.: 50302027

QC Batch: 648874 | Analysis Method: SM 4500-S2-D
QC Batch Method: SM 4500-S2-D | Analysis Description: 4500S2D Sulfide Water
Laboratory: Pace Analytical Services - Indianapolis
Associated Lab Samples: 50302027001, 50302027002, 50302027003, 50302027004, 50302027005

METHOD BLANK: 2990102 Matrix: Water
Associated Lab Samples: 50302027001, 50302027002, 50302027003, 50302027004, 50302027005

Parameter	Units	Blank Result	Reporting Limit	Analyzed	Qualifiers
Sulfide	mg/L	ND	0.10	11/05/21 16:39	

LABORATORY CONTROL SAMPLE: 2990103

Parameter	Units	Spike Conc.	LCS Result	LCS % Rec	% Rec Limits	Qualifiers
Sulfide	mg/L	0.5	0.49	98	90-110	

MATRIX SPIKE & MATRIX SPIKE DUPLICATE: 2990104 2990105

Parameter	Units	50302027005 Result	MS Spike Conc.	MSD Spike Conc.	MS Result	MSD Result	MS % Rec	MSD % Rec	% Rec Limits	RPD	Max RPD	Qual
Sulfide	mg/L	ND	0.5	0.5	0.46	0.46	92	91	90-110	1	20	

MATRIX SPIKE & MATRIX SPIKE DUPLICATE: 2990106 2990107

Parameter	Units	50302028002 Result	MS Spike Conc.	MSD Spike Conc.	MS Result	MSD Result	MS % Rec	MSD % Rec	% Rec Limits	RPD	Max RPD	Qual
Sulfide	mg/L	ND	0.5	0.5	0.29	0.28	57	54	90-110	6	20	M3

Results presented on this page are in the units indicated by the "Units" column except where an alternate unit is presented to the right of the result.

REPORT OF LABORATORY ANALYSIS

This report shall not be reproduced, except in full,
without the written consent of Pace Analytical Services, LLC.

Pace Analytical Services, LLC
7726 Moller Road
Indianapolis, IN 46268
(317)228-3100

QUALITY CONTROL DATA

Project: Harding St Profile 1 Report 1
Pace Project No.: 50302027

QC Batch: 648707
QC Batch Method: EPA 353.2
Analysis Method: EPA 353.2
Analysis Description: 353.2 Nitrate + Nitrite, Unpres.
Laboratory: Pace Analytical Services - Indianapolis
Associated Lab Samples: 50302027001, 50302027002, 50302027003, 50302027004, 50302027005

METHOD BLANK: 2989098 Matrix: Water
Associated Lab Samples: 50302027001, 50302027002, 50302027003, 50302027004, 50302027005

Parameter	Units	Blank Result	Reporting Limit	Analyzed	Qualifiers
Nitrogen, Nitrate	mg/L	ND	0.10	11/04/21 17:07	
Nitrogen, Nitrite	mg/L	ND	0.10	11/04/21 17:07	

LABORATORY CONTROL SAMPLE: 2989099

Parameter	Units	Spike Conc.	LCS Result	LCS % Rec	% Rec Limits	Qualifiers
Nitrogen, Nitrate	mg/L	1	1.0	101	90-110	
Nitrogen, Nitrite	mg/L	1	1.1	110	90-110	

MATRIX SPIKE & MATRIX SPIKE DUPLICATE: 2989100 2989101

Parameter	Units	50302028002 Result	MS Spike Conc.	MSD Spike Conc.	MS Result	MSD Result	MS % Rec	MSD % Rec	% Rec Limits	RPD	Max RPD	Qual
Nitrogen, Nitrate	mg/L	ND	1	1	0.99	0.99	99	99	90-110	0	20	
Nitrogen, Nitrite	mg/L	ND	1	1	1.1	1.1	110	110	90-110	0	20	

MATRIX SPIKE & MATRIX SPIKE DUPLICATE: 2989102 2989103

Parameter	Units	50302027005 Result	MS Spike Conc.	MSD Spike Conc.	MS Result	MSD Result	MS % Rec	MSD % Rec	% Rec Limits	RPD	Max RPD	Qual
Nitrogen, Nitrate	mg/L	ND	1	1	1.0	1.0	101	101	90-110	0	20	
Nitrogen, Nitrite	mg/L	ND	1	1	1.1	1.1	111	111	90-110	0	20	M3

Results presented on this page are in the units indicated by the "Units" column except where an alternate unit is presented to the right of the result.

REPORT OF LABORATORY ANALYSIS

This report shall not be reproduced, except in full,
without the written consent of Pace Analytical Services, LLC.

Pace Analytical Services, LLC
7726 Moller Road
Indianapolis, IN 46268
(317)228-3100

QUALITY CONTROL DATA

Project: Harding St Profile 1 Report 1
Pace Project No.: 50302027

QC Batch: 650186 | Analysis Method: EPA 365.1
QC Batch Method: EPA 365.1 | Analysis Description: 365.1 Total Phosphorus
Laboratory: Pace Analytical Services - Indianapolis
Associated Lab Samples: 50302027001, 50302027002, 50302027003, 50302027004, 50302027005

METHOD BLANK: 2996933 Matrix: Water
Associated Lab Samples: 50302027001, 50302027002, 50302027003, 50302027004, 50302027005

Parameter	Units	Blank Result	Reporting Limit	Analyzed	Qualifiers
Phosphate as P04	mg/L	ND	0.15	11/17/21 13:15	

LABORATORY CONTROL SAMPLE: 2996934

Parameter	Units	Spike Conc.	LCS Result	LCS % Rec	% Rec Limits	Qualifiers
Phosphate as P04	mg/L		1.6			

MATRIX SPIKE & MATRIX SPIKE DUPLICATE: 2996935 2996936

Parameter	Units	50302013001 Result	MS Spike Conc.	MSD Spike Conc.	MS Result	MSD Result	MS % Rec	MSD % Rec	% Rec Limits	RPD	Max RPD	Qual
Phosphate as P04	mg/L	0.39			1.8	1.8				3		

MATRIX SPIKE & MATRIX SPIKE DUPLICATE: 2996937 2996938

Parameter	Units	50302027005 Result	MS Spike Conc.	MSD Spike Conc.	MS Result	MSD Result	MS % Rec	MSD % Rec	% Rec Limits	RPD	Max RPD	Qual
Phosphate as P04	mg/L	ND			1.6	1.5				4		

Results presented on this page are in the units indicated by the "Units" column except where an alternate unit is presented to the right of the result.

REPORT OF LABORATORY ANALYSIS

This report shall not be reproduced, except in full,
without the written consent of Pace Analytical Services, LLC.

Pace Analytical Services, LLC
7726 Moller Road
Indianapolis, IN 46268
(317)228-3100

QUALITY CONTROL DATA

Project: Harding St Profile 1 Report 1
Pace Project No.: 50302027

QC Batch: 650225 | Analysis Method: SM 5310C
QC Batch Method: SM 5310C | Analysis Description: 5310C Total Organic Carbon
Laboratory: Pace Analytical Services - Indianapolis
Associated Lab Samples: 50302027001, 50302027002, 50302027003, 50302027004

METHOD BLANK: 2997060 Matrix: Water
Associated Lab Samples: 50302027001, 50302027002, 50302027003, 50302027004

Parameter	Units	Blank Result	Reporting Limit	Analyzed	Qualifiers
Total Organic Carbon	mg/L	ND	1.0	11/13/21 18:12	

LABORATORY CONTROL SAMPLE: 2997061

Parameter	Units	Spike Conc.	LCS Result	LCS % Rec	% Rec Limits	Qualifiers
Total Organic Carbon	mg/L	10	10.3	103	90-110	

MATRIX SPIKE & MATRIX SPIKE DUPLICATE: 2997062 2997063

Parameter	Units	50301937002 Result	MS Spike Conc.	MSD Spike Conc.	MS Result	MSD Result	MS % Rec	MSD % Rec	% Rec Limits	RPD	Max RPD	Qual
Total Organic Carbon	mg/L	1.4	10	10	10.9	11.1	95	97	80-120	2	20	

MATRIX SPIKE & MATRIX SPIKE DUPLICATE: 2997065 2997066

Parameter	Units	50302013001 Result	MS Spike Conc.	MSD Spike Conc.	MS Result	MSD Result	MS % Rec	MSD % Rec	% Rec Limits	RPD	Max RPD	Qual
Total Organic Carbon	mg/L	2.1	10	10	12.0	12.4	99	103	80-120	3	20	

Results presented on this page are in the units indicated by the "Units" column except where an alternate unit is presented to the right of the result.

REPORT OF LABORATORY ANALYSIS

This report shall not be reproduced, except in full,
without the written consent of Pace Analytical Services, LLC.

Pace Analytical Services, LLC
7726 Moller Road
Indianapolis, IN 46268
(317)228-3100

QUALITY CONTROL DATA

Project: Harding St Profile 1 Report 1
Pace Project No.: 50302027

QC Batch: 650494
QC Batch Method: SM 5310C
Analysis Method: SM 5310C
Analysis Description: 5310C Total Organic Carbon
Laboratory: Pace Analytical Services - Indianapolis
Associated Lab Samples: 50302027005

METHOD BLANK: 2998195 Matrix: Water
Associated Lab Samples: 50302027005

Parameter	Units	Blank Result	Reporting Limit	Analyzed	Qualifiers
Total Organic Carbon	mg/L	ND	1.0	11/15/21 14:13	

LABORATORY CONTROL SAMPLE: 2998196

Parameter	Units	Spike Conc.	LCS Result	LCS % Rec	% Rec Limits	Qualifiers
Total Organic Carbon	mg/L	10	10.4	104	90-110	

MATRIX SPIKE & MATRIX SPIKE DUPLICATE: 2998197 2998198

Parameter	Units	50302027005 Result	MS Spike Conc.	MSD Spike Conc.	MS Result	MSD Result	MS % Rec	MSD % Rec	% Rec Limits	RPD	Max RPD	Qual
Total Organic Carbon	mg/L	ND	10	10	10.4	10.4	100	100	80-120	0	20	

MATRIX SPIKE & MATRIX SPIKE DUPLICATE: 2998199 2998200

Parameter	Units	50302028002 Result	MS Spike Conc.	MSD Spike Conc.	MS Result	MSD Result	MS % Rec	MSD % Rec	% Rec Limits	RPD	Max RPD	Qual
Total Organic Carbon	mg/L	3.5	10	10	13.6	14.0	102	105	80-120	3	20	

MATRIX SPIKE & MATRIX SPIKE DUPLICATE: 2998201 2998202

Parameter	Units	50302077001 Result	MS Spike Conc.	MSD Spike Conc.	MS Result	MSD Result	MS % Rec	MSD % Rec	% Rec Limits	RPD	Max RPD	Qual
Total Organic Carbon	mg/L	0.90	10	10	11.2	11.0	103	101	80-120	2	20	

Results presented on this page are in the units indicated by the "Units" column except where an alternate unit is presented to the right of the result.

REPORT OF LABORATORY ANALYSIS

This report shall not be reproduced, except in full,
without the written consent of Pace Analytical Services, LLC.

Pace Analytical Services, LLC
7726 Moller Road
Indianapolis, IN 46268
(317)228-3100

QUALITY CONTROL DATA

Project: Harding St Profile 1 Report 1
Pace Project No.: 50302027

QC Batch: 650522 | Analysis Method: SM 5310C
QC Batch Method: SM 5310C | Analysis Description: 5310C Dissolved Organic Carbon
Laboratory: Pace Analytical Services - Indianapolis
Associated Lab Samples: 50302027001, 50302027002, 50302027003, 50302027004, 50302027005

METHOD BLANK: 2998294 Matrix: Water
Associated Lab Samples: 50302027001, 50302027002, 50302027003, 50302027004, 50302027005

Parameter	Units	Blank Result	Reporting Limit	Analyzed	Qualifiers
Dissolved Organic Carbon	mg/L	ND	1.0	11/16/21 22:54	

LABORATORY CONTROL SAMPLE: 2998295

Parameter	Units	Spike Conc.	LCS Result	LCS % Rec	% Rec Limits	Qualifiers
Dissolved Organic Carbon	mg/L	10	9.6	96	90-110	

MATRIX SPIKE & MATRIX SPIKE DUPLICATE: 2998296 2998297

Parameter	Units	50302013001 Result	MS Spike Conc.	MSD Spike Conc.	MS Result	MSD Result	MS % Rec	MSD % Rec	% Rec Limits	RPD	Max RPD	Qual
Dissolved Organic Carbon	mg/L	2.1	10	10	12.0	11.8	99	96	80-120	2	20	

MATRIX SPIKE & MATRIX SPIKE DUPLICATE: 2998298 2998299

Parameter	Units	50302027005 Result	MS Spike Conc.	MSD Spike Conc.	MS Result	MSD Result	MS % Rec	MSD % Rec	% Rec Limits	RPD	Max RPD	Qual
Dissolved Organic Carbon	mg/L	ND	10	10	10.6	10.5	99	98	80-120	1	20	

MATRIX SPIKE & MATRIX SPIKE DUPLICATE: 2998301 2998302

Parameter	Units	50302028002 Result	MS Spike Conc.	MSD Spike Conc.	MS Result	MSD Result	MS % Rec	MSD % Rec	% Rec Limits	RPD	Max RPD	Qual
Dissolved Organic Carbon	mg/L	3.5	10	10	13.2	13.1	97	96	80-120	1	20	

Results presented on this page are in the units indicated by the "Units" column except where an alternate unit is presented to the right of the result.

REPORT OF LABORATORY ANALYSIS

This report shall not be reproduced, except in full,
without the written consent of Pace Analytical Services, LLC.

Pace Analytical Services, LLC
7726 Moller Road
Indianapolis, IN 46268
(317)228-3100

ANALYTICAL RESULTS - RADIOCHEMISTRY

Project: Harding St Profile 1 Report 1
Pace Project No.: 50302027

Sample: MW-1S **Lab ID: 50302027001** Collected: 11/03/21 10:05 Received: 11/04/21 14:50 Matrix: Water
PWS: Site ID: Sample Type:

Parameters	Method	Act ± Unc (MDC) Carr Trac	Units	Analyzed	CAS No.	Qual
	Pace Analytical Services - Greensburg					
Radium-226	EPA 903.1	**0.0676 ± 0.547 (1.07) C:NA T:86%**	pCi/L	12/07/21 12:19	13982-63-3	
	Pace Analytical Services - Greensburg					
Radium-228	EPA 904.0	**1.04 ± 0.566 (1.04) C:69% T:74%**	pCi/L	12/07/21 11:28	15262-20-1	
	Pace Analytical Services - Greensburg					
Total Radium	Total Radium Calculation	**1.11 ± 1.11 (2.11)**	pCi/L	12/08/21 15:01	7440-14-4	

REPORT OF LABORATORY ANALYSIS

This report shall not be reproduced, except in full,
without the written consent of Pace Analytical Services, LLC.

Pace Analytical Services, LLC
7726 Moller Road
Indianapolis, IN 46268
(317)228-3100

ANALYTICAL RESULTS - RADIOCHEMISTRY

Project: Harding St Profile 1 Report 1
Pace Project No.: 50302027

Sample: MW-1D **Lab ID: 50302027002** Collected: 11/03/21 11:05 Received: 11/04/21 14:50 Matrix: Water
PWS: Site ID: Sample Type:

Parameters	Method	Act ± Unc (MDC) Carr Trac	Units	Analyzed	CAS No.	Qual
	Pace Analytical Services - Greensburg					
Radium-226	EPA 903.1	**0.264 ± 0.485 (0.865) C:NA T:85%**	pCi/L	12/07/21 12:32	13982-63-3	
	Pace Analytical Services - Greensburg					
Radium-228	EPA 904.0	**0.769 ± 0.546 (1.06) C:61% T:75%**	pCi/L	12/07/21 11:28	15262-20-1	
	Pace Analytical Services - Greensburg					
Total Radium	Total Radium Calculation	**1.03 ± 1.03 (1.93)**	pCi/L	12/08/21 15:01	7440-14-4	

This report shall not be reproduced, except in full,
without the written consent of Pace Analytical Services, LLC.

Pace Analytical Services, LLC
7726 Moller Road
Indianapolis, IN 46268
(317)228-3100

ANALYTICAL RESULTS - RADIOCHEMISTRY

Project: Harding St Profile 1 Report 1
Pace Project No.: 50302027

Sample: MW-15S **Lab ID: 50302027003** Collected: 11/03/21 15:25 Received: 11/04/21 14:50 Matrix: Water
PWS: Site ID: Sample Type:

Parameters	Method	Act ± Unc (MDC) Carr Trac	Units	Analyzed	CAS No.	Qual
	Pace Analytical Services - Greensburg					
Radium-226	EPA 903.1	**0.488 ± 0.533 (0.838) C:NA T:83%**	pCi/L	12/07/21 12:32	13982-63-3	
	Pace Analytical Services - Greensburg					
Radium-228	EPA 904.0	**0.0506 ± 0.514 (1.18) C:69% T:58%**	pCi/L	12/07/21 11:28	15262-20-1	
	Pace Analytical Services - Greensburg					
Total Radium	Total Radium Calculation	**0.539 ± 1.05 (2.02)**	pCi/L	12/08/21 15:01	7440-14-4	

This report shall not be reproduced, except in full,
without the written consent of Pace Analytical Services, LLC.

Pace Analytical Services, LLC
7726 Moller Road
Indianapolis, IN 46268
(317)228-3100

ANALYTICAL RESULTS - RADIOCHEMISTRY

Project: Harding St Profile 1 Report 1
Pace Project No.: 50302027

Sample: MW-15I **Lab ID: 50302027004** Collected: 11/03/21 14:25 Received: 11/04/21 14:50 Matrix: Water
PWS: Site ID: Sample Type:

Parameters	Method	Act ± Unc (MDC) Carr Trac	Units	Analyzed	CAS No.	Qual
	Pace Analytical Services - Greensburg					
Radium-226	EPA 903.1	**0.429 ± 0.446 (0.665) C:NA T:85%**	pCi/L	12/07/21 12:32	13982-63-3	
	Pace Analytical Services - Greensburg					
Radium-228	EPA 904.0	**0.747 ± 0.452 (0.835) C:70% T:74%**	pCi/L	12/07/21 11:28	15262-20-1	
	Pace Analytical Services - Greensburg					
Total Radium	Total Radium Calculation	**1.18 ± 0.898 (1.50)**	pCi/L	12/08/21 15:01	7440-14-4	

This report shall not be reproduced, except in full,
without the written consent of Pace Analytical Services, LLC.

Pace Analytical Services, LLC
7726 Moller Road
Indianapolis, IN 46268
(317)228-3100

ANALYTICAL RESULTS - RADIOCHEMISTRY

Project: Harding St Profile 1 Report 1
Pace Project No.: 50302027

Sample: MW-15D **Lab ID: 50302027005** Collected: 11/03/21 12:55 Received: 11/04/21 14:50 Matrix: Water
PWS: Site ID: Sample Type:

Parameters	Method	Act ± Unc (MDC) Carr Trac	Units	Analyzed	CAS No.	Qual
	Pace Analytical Services - Greensburg					
Radium-226	EPA 903.1	**0.373 ± 0.379 (0.574) C:NA T:88%**	pCi/L	12/07/21 12:32	13982-63-3	
	Pace Analytical Services - Greensburg					
Radium-228	EPA 904.0	**0.761 ± 0.509 (0.971) C:75% T:62%**	pCi/L	12/07/21 11:39	15262-20-1	
	Pace Analytical Services - Greensburg					
Total Radium	Total Radium Calculation	**1.13 ± 0.888 (1.55)**	pCi/L	12/08/21 15:01	7440-14-4	

This report shall not be reproduced, except in full,
without the written consent of Pace Analytical Services, LLC.

Pace Analytical Services, LLC
7726 Moller Road
Indianapolis, IN 46268
(317)228-3100

ANALYTICAL RESULTS - RADIOCHEMISTRY

Project: Harding St Profile 1 Report 1
Pace Project No.: 50302027

Sample: MW-15D MS **Lab ID: 50302027006** Collected: 11/03/21 12:55 Received: 11/04/21 14:50 Matrix: Water
PWS: Site ID: Sample Type:

Parameters	Method	Act ± Unc (MDC) Carr Trac	Units	Analyzed	CAS No.	Qual
	Pace Analytical Services - Greensburg					
Radium-226	EPA 903.1	**92.25 %REC ± NA (NA) C:NA T:NA**	pCi/L	12/07/21 12:32	13982-63-3	
	Pace Analytical Services - Greensburg					
Radium-228	EPA 904.0	**99.03 %REC ± NA (NA) C:NA T:NA**	pCi/L	12/07/21 11:26	15262-20-1	

REPORT OF LABORATORY ANALYSIS

This report shall not be reproduced, except in full,
without the written consent of Pace Analytical Services, LLC.

Pace Analytical Services, LLC
7726 Moller Road
Indianapolis, IN 46268
(317)228-3100

ANALYTICAL RESULTS - RADIOCHEMISTRY

Project: Harding St Profile 1 Report 1
Pace Project No.: 50302027

Sample: MW-15D MSD **Lab ID: 50302027007** Collected: 11/03/21 12:55 Received: 11/04/21 14:50 Matrix: Water
PWS: Site ID: Sample Type:

Parameters	Method	Act ± Unc (MDC) Carr Trac	Units	Analyzed	CAS No.	Qual
	Pace Analytical Services - Greensburg					
Radium-226	EPA 903.1	**94.75 %REC 2.67 RPD ± NA (NA) C:NA T:NA**	pCi/L	12/07/21 12:32	13982-63-3	
	Pace Analytical Services - Greensburg					
Radium-228	EPA 904.0	**82.99 %REC 17.62 RPD ± NA (NA) C:NA T:NA**	pCi/L	12/07/21 11:50	15262-20-1	

REPORT OF LABORATORY ANALYSIS

This report shall not be reproduced, except in full,
without the written consent of Pace Analytical Services, LLC.

Pace Analytical Services, LLC
7726 Moller Road
Indianapolis, IN 46268
(317)228-3100

QUALITY CONTROL - RADIOCHEMISTRY

Project: Harding St Profile 1 Report 1
Pace Project No.: 50302027

QC Batch: 473860 Analysis Method: EPA 903.1
QC Batch Method: EPA 903.1 Analysis Description: 903.1 Radium-226
Laboratory: Pace Analytical Services - Greensburg
Associated Lab Samples: 50302027001, 50302027002, 50302027003, 50302027004, 50302027005, 50302027006, 50302027007

METHOD BLANK: 2289206 Matrix: Water
Associated Lab Samples: 50302027001, 50302027002, 50302027003, 50302027004, 50302027005, 50302027006, 50302027007

Parameter	Act ± Unc (MDC) Carr Trac	Units	Analyzed	Qualifiers
Radium-226	-0.0506 ± 0.262 (0.608) C:NA T:90%	pCi/L	12/07/21 12:05	

Results presented on this page are in the units indicated by the "Units" column except where an alternate unit is presented to the right of the result.

REPORT OF LABORATORY ANALYSIS

This report shall not be reproduced, except in full,
without the written consent of Pace Analytical Services, LLC.

Pace Analytical Services, LLC
7726 Moller Road
Indianapolis, IN 46268
(317)228-3100

QUALITY CONTROL - RADIOCHEMISTRY

Project: Harding St Profile 1 Report 1
Pace Project No.: 50302027

QC Batch: 473862
QC Batch Method: EPA 904.0
Analysis Method: EPA 904.0
Analysis Description: 904.0 Radium 228
Laboratory: Pace Analytical Services - Greensburg
Associated Lab Samples: 50302027001, 50302027002, 50302027003, 50302027004, 50302027005, 50302027006, 50302027007

METHOD BLANK: 2289207
Matrix: Water
Associated Lab Samples: 50302027001, 50302027002, 50302027003, 50302027004, 50302027005, 50302027006, 50302027007

Parameter	Act ± Unc (MDC) Carr Trac	Units	Analyzed	Qualifiers
Radium-228	0.124 ± 0.291 (0.649) C:66% T:91%	pCi/L	12/07/21 11:25	

Results presented on this page are in the units indicated by the "Units" column except where an alternate unit is presented to the right of the result.

REPORT OF LABORATORY ANALYSIS

This report shall not be reproduced, except in full,
without the written consent of Pace Analytical Services, LLC.

Pace Analytical Services, LLC
7726 Moller Road
Indianapolis, IN 46268
(317)228-3100

QUALIFIERS

Project: Harding St Profile 1 Report 1
Pace Project No.: 50302027

DEFINITIONS

DF - Dilution Factor, if reported, represents the factor applied to the reported data due to dilution of the sample aliquot.

ND - Not Detected at or above adjusted reporting limit.

TNTC - Too Numerous To Count

J - Estimated concentration above the adjusted method detection limit and below the adjusted reporting limit.

MDL - Adjusted Method Detection Limit.

PQL - Practical Quantitation Limit.

RL - Reporting Limit - The lowest concentration value that meets project requirements for quantitative data with known precision and bias for a specific analyte in a specific matrix.

S - Surrogate

1,2-Diphenylhydrazine decomposes to and cannot be separated from Azobenzene using Method 8270. The result for each analyte is a combined concentration.

Consistent with EPA guidelines, unrounded data are displayed and have been used to calculate % recovery and RPD values.

LCS(D) - Laboratory Control Sample (Duplicate)

MS(D) - Matrix Spike (Duplicate)

DUP - Sample Duplicate

RPD - Relative Percent Difference

NC - Not Calculable.

SG - Silica Gel - Clean-Up

U - Indicates the compound was analyzed for, but not detected.

N-Nitrosodiphenylamine decomposes and cannot be separated from Diphenylamine using Method 8270. The result reported for each analyte is a combined concentration.

Reported results are not rounded until the final step prior to reporting. Therefore, calculated parameters that are typically reported as "Total" may vary slightly from the sum of the reported component parameters.

Act - Activity

Unc - Uncertainty: SDWA = 1.96 sigma count uncertainty, all other matrices = Expanded Uncertainty (95% confidence interval). Gamma Spec = Expanded Uncertainty (95.4% Confidence Interval)

(MDC) - Minimum Detectable Concentration

Trac - Tracer Recovery (%)

Carr - Carrier Recovery (%)

Pace Analytical is TNI accredited. Contact your Pace PM for the current list of accredited analytes.

TNI - The NELAC Institute.

ANALYTE QUALIFIERS

H3	Sample was received or analysis requested beyond the recognized method holding time.
M3	Matrix spike recovery was outside laboratory control limits due to matrix interferences.
N2	The lab does not hold NELAC/TNI accreditation for this parameter but other accreditations/certifications may apply. A complete list of accreditations/certifications is available upon request.
P6	Matrix spike recovery was outside laboratory control limits due to a parent sample concentration notably higher than the spike level.

This report shall not be reproduced, except in full,
without the written consent of Pace Analytical Services, LLC.

Pace Analytical Services, LLC
7726 Moller Road
Indianapolis, IN 46268
(317)228-3100

QUALITY CONTROL DATA CROSS REFERENCE TABLE

Project: Harding St Profile 1 Report 1
Pace Project No.: 50302027

Lab ID	Sample ID	QC Batch Method	QC Batch	Analytical Method	Analytical Batch
50302027001	**MW-1S**	EPA 9056	649284		
50302027002	**MW-1D**	EPA 9056	649284		
50302027003	**MW-15S**	EPA 9056	649284		
50302027004	**MW-15I**	EPA 9056	649284		
50302027005	**MW-15D**	EPA 9056	649284		
50302027001	**MW-1S**	EPA 3010	649047	EPA 6010	650721
50302027002	**MW-1D**	EPA 3010	649047	EPA 6010	650721
50302027003	**MW-15S**	EPA 3010	649047	EPA 6010	650721
50302027004	**MW-15I**	EPA 3010	649047	EPA 6010	650721
50302027005	**MW-15D**	EPA 3010	649047	EPA 6010	650721
50302027001	**MW-1S**	EPA 3010	649216	EPA 6010	650609
50302027002	**MW-1D**	EPA 3010	649216	EPA 6010	650609
50302027003	**MW-15S**	EPA 3010	649216	EPA 6010	650609
50302027004	**MW-15I**	EPA 3010	649216	EPA 6010	650609
50302027005	**MW-15D**	EPA 3010	649216	EPA 6010	650609
50302027001	**MW-1S**	EPA 200.2	648753	EPA 6020	648923
50302027002	**MW-1D**	EPA 200.2	648753	EPA 6020	648923
50302027003	**MW-15S**	EPA 200.2	648753	EPA 6020	648923
50302027004	**MW-15I**	EPA 200.2	648753	EPA 6020	648923
50302027005	**MW-15D**	EPA 200.2	648753	EPA 6020	648923
50302027001	**MW-1S**	EPA 903.1	473860		
50302027002	**MW-1D**	EPA 903.1	473860		
50302027003	**MW-15S**	EPA 903.1	473860		
50302027004	**MW-15I**	EPA 903.1	473860		
50302027005	**MW-15D**	EPA 903.1	473860		
50302027006	**MW-15D MS**	EPA 903.1	473860		
50302027007	**MW-15D MSD**	EPA 903.1	473860		
50302027001	**MW-1S**	EPA 904.0	473862		
50302027002	**MW-1D**	EPA 904.0	473862		
50302027003	**MW-15S**	EPA 904.0	473862		
50302027004	**MW-15I**	EPA 904.0	473862		
50302027005	**MW-15D**	EPA 904.0	473862		
50302027006	**MW-15D MS**	EPA 904.0	473862		
50302027007	**MW-15D MSD**	EPA 904.0	473862		
50302027001	**MW-1S**	Total Radium Calculation	475485		
50302027002	**MW-1D**	Total Radium Calculation	475485		
50302027003	**MW-15S**	Total Radium Calculation	475485		
50302027004	**MW-15I**	Total Radium Calculation	475485		
50302027005	**MW-15D**	Total Radium Calculation	475485		
50302027001	**MW-1S**	SM 2320B	649592		
50302027002	**MW-1D**	SM 2320B	649592		
50302027003	**MW-15S**	SM 2320B	649592		
50302027004	**MW-15I**	SM 2320B	649592		
50302027005	**MW-15D**	SM 2320B	649592		
50302027001	**MW-1S**	SM 2540C	649251		

REPORT OF LABORATORY ANALYSIS

This report shall not be reproduced, except in full,
without the written consent of Pace Analytical Services, LLC.

Pace Analytical Services, LLC
7726 Moller Road
Indianapolis, IN 46268
(317)228-3100

QUALITY CONTROL DATA CROSS REFERENCE TABLE

Project: Harding St Profile 1 Report 1
Pace Project No.: 50302027

Lab ID	Sample ID	QC Batch Method	QC Batch	Analytical Method	Analytical Batch
50302027002	**MW-1D**	SM 2540C	649251		
50302027003	**MW-15S**	SM 2540C	649251		
50302027004	**MW-15I**	SM 2540C	649251		
50302027005	**MW-15D**	SM 2540C	649251		
50302027001	**MW-1S**	SM 4500-H+B	649381		
50302027002	**MW-1D**	SM 4500-H+B	649381		
50302027003	**MW-15S**	SM 4500-H+B	649381		
50302027004	**MW-15I**	SM 4500-H+B	649381		
50302027005	**MW-15D**	SM 4500-H+B	649381		
50302027001	**MW-1S**	SM 4500-S2-D	648874		
50302027002	**MW-1D**	SM 4500-S2-D	648874		
50302027003	**MW-15S**	SM 4500-S2-D	648874		
50302027004	**MW-15I**	SM 4500-S2-D	648874		
50302027005	**MW-15D**	SM 4500-S2-D	648874		
50302027001	**MW-1S**	EPA 353.2	648707		
50302027002	**MW-1D**	EPA 353.2	648707		
50302027003	**MW-15S**	EPA 353.2	648707		
50302027004	**MW-15I**	EPA 353.2	648707		
50302027005	**MW-15D**	EPA 353.2	648707		
50302027001	**MW-1S**	EPA 365.1	650186	EPA 365.1	651015
50302027002	**MW-1D**	EPA 365.1	650186	EPA 365.1	651015
50302027003	**MW-15S**	EPA 365.1	650186	EPA 365.1	651015
50302027004	**MW-15I**	EPA 365.1	650186	EPA 365.1	651015
50302027005	**MW-15D**	EPA 365.1	650186	EPA 365.1	651015
50302027001	**MW-1S**	SM 5310C	650225		
50302027002	**MW-1D**	SM 5310C	650225		
50302027003	**MW-15S**	SM 5310C	650225		
50302027004	**MW-15I**	SM 5310C	650225		
50302027005	**MW-15D**	SM 5310C	650494		
50302027001	**MW-1S**	SM 5310C	650522		
50302027002	**MW-1D**	SM 5310C	650522		
50302027003	**MW-15S**	SM 5310C	650522		
50302027004	**MW-15I**	SM 5310C	650522		
50302027005	**MW-15D**	SM 5310C	650522		

This report shall not be reproduced, except in full,
without the written consent of Pace Analytical Services, LLC.

Pace Analytical®
WWW.PACELABS.COM

CHAIN-OF-CUSTODY / Analytical Request Do

The Chain-of-Custody is a LEGAL DOCUMENT. All relevant fields must

WO# : 50302027

50302027

Section A Required Client Information:		Section B Required Project Information:		Section C Invoice Information:	
Company:	ATC Group Services	Report To:	Mark Breting	Attention:	
Address:	7988 Centerpoint Drive	Copy To:		Company Name:	
Indianapolis, IN 46256				Address:	
Email:	mark.breting@atcassociates.com	Purchase Order #:		Pace Quote:	
Phone:	NONE Fax:	Project Name:	Harding St Profile 1 Report 1	Pace Project Manager:	Hayden Putt
Requested Due Date:		Project #:		Pace Profile #:	6246 Line 30

Regulatory Agency
State / Location
IN

MATRIX CODE: Drinking Water DW, Water WT, Waste Water WW, Product P, Soil/Solid SL, Oil OL, Wipe WP, Air AR, Other OT, Tissue TS

ITEM #	SAMPLE ID (One Character per box. (A-Z, 0-9 / , -) Sample Ids must be unique)	MATRIX CODE (see valid codes to left)	SAMPLE TYPE (G=GRAB C=COMP)	COLLECTED START DATE	COLLECTED START TIME	COLLECTED END DATE	COLLECTED END TIME	SAMPLE TEMP AT COLLECTION	# OF CONTAINERS	Preservatives: Unpreserved	H2SO4	HNO3	HCl	NaOH + ZnAcetate	Na2S2O3	Methanol	Other	Analyses Test (Y/N)	TDS/ NO3,NO2-Wet	(Cl, F, SO4) by IC	Metals, Total*	Metals Diss. Field Filtered** (Y)	Rad-228	Rad-226	Alkalinity, Ferrous Iron, pH	TOC by 5310C	DOC by 5310C (Y)	Sulfide	Phosphate	Residual Chlorine (Y/N)	
1	MW-1S	WT				11-3-21	10:05		11	3	3	4		1					X	X	X	X	X	X	X	X	X	X	X		001
2	MW-1D	WT				11-3-21	11:05		11	3	3	4		1					X	X	X	X	X	X	X	X	X	X	X		002
3	MW-2S	WT							11	3	3	4		1					X	X	X	X	X	X	X	X	X	X	X		
4	MW-2D	WT							11	3	3	4		1					X	X	X	X	X	X	X	X	X	X	X		
5	MW-3S	WT							11	3	3	4		1					X	X	X	X	X	X	X	X	X	X	X		
6	MW-3D	WT							11	3	3	4		1					X	X	X	X	X	X	X	X	X	X	X		
7	MW-4S	WT							11	3	3	4		1					X	X	X	X	X	X	X	X	X	X	X		
8	MW-5S	WT							11	3	3	4		1					X	X	X	X	X	X	X	X	X	X	X		
9	MW-6S	WT							11	3	3	4		1					X	X	X	X	X	X	X	X	X	X	X		
10	MW-7S	WT							11	3	3	4		1					X	X	X	X	X	X	X	X	X	X	X		
11	MW-7D	WT							11	3	3	4		1					X	X	X	X	X	X	X	X	X	X	X		
12	MW-8S	WT							11	3	3	4		1					X	X	X	X	X	X	X	X	X	X	X		

ADDITIONAL COMMENTS	RELINQUISHED BY / AFFILIATION	DATE	TIME	ACCEPTED BY / AFFILIATION	DATE	TIME	SAMPLE CONDITIONS				
* Metals: 6010 (Al, Ba, B, Cd, Cr, Fe, Pb, Mn, Mo, Ca, Mg, Na, K, Li, SiO2)	Andy Jashaniah	11-4-21	7:50	[signature] pace	11/4/21	1425					
6020 (Co, As, Se, Sb)	[signature] pace	11/4/21	1450	Bailey [signature]	11/4/21	1450	See scw	4	4		
** Dissolved FF 6010 (Mo, Mn)											
Alkalinity = (Total , Bicarb & Carb)							3.1	0.4	0.4	0.[illegible]	2.6

SAMPLER NAME AND SIGNATURE	
PRINT Name of SAMPLER:	Andy Jashaniah
SIGNATURE of SAMPLER:	[signature]
DATE Signed:	11-4-21

TEMP in C | Received on Ice (Y/N) | Custody Sealed Cooler (Y/N) | Samples Intact (Y/N)

Pace Analytical
WWW.PACELABS.COM

CHAIN-OF-CUSTODY / Analytical Request Document

The Chain-of-Custody is a LEGAL DOCUMENT. All relevant fields must be completed accurately.

Section A Required Client Information:		Section B Required Project Information:		Section C Invoice Information:	
Company:	ATC Group Services	Report To:	Mark Breting	Attention:	
Address:	7988 Centerpoint Drive	Copy To:		Company Name:	
Indianapolis, IN 46256				Address:	
Email:	mark.breting@atcassociates.com	Purchase Order #:		Pace Quote:	
Phone:	NONE Fax:	Project Name:	Harding St Profile 1 Report 1	Pace Project Manager:	Hayden Putt
Requested Due Date:		Project #:		Pace Profile #:	6246 Line 30

Regulatory Agency	
State / Location	
	IN

SAMPLE ID
One Character per box.
(A-Z, 0-9 / , -)
Sample Ids must be unique

MATRIX	CODE
Drinking Water	DW
Water	WT
Waste Water	WW
Product	P
Soil/Solid	SL
Oil	OL
Wipe	WP
Air	AR
Other	OT
Tissue	TS

ITEM #	SAMPLE ID	MATRIX CODE (see valid codes to left)	SAMPLE TYPE (G=GRAB C=COMP)	COLLECTED START DATE	COLLECTED START TIME	COLLECTED END DATE	COLLECTED END TIME	SAMPLE TEMP AT COLLECTION	# OF CONTAINERS	Preservatives: Unpreserved	H2SO4	HNO3	HCl	NaOH + ZnAcetate	Na2S2O3	Methanol	Other	Analyses Test Y/N	TDS/ NO3,NO2-Wet	(Cl, F, SO4 by IC	Metals, Total*	Metals Diss. Field Filtered**	Rad-228	Rad-226	Alkalinity, Ferrous Iron, pH	TOC by 5310C	DOC by 5310C	Sulfide	Phosphate	Residual Chlorine (Y/N)	
	Requested Analysis Filtered (Y/N)																	Y/N				Y					Y				
25	MW-15S	WT				11-3-21	15:25		11	3	3	4		1					X	X	X	X	X	X	X	X	X	X	X		003
26	MW-15I	WT				11-3-21	14:25		11	3	3	4		1					X	X	X	X	X	X	X	X	X	X	X		004
27	MW-15D	WT				11-3-21	12:55		11	3	3	4		1					X	X	X	X	X	X	X	X	X	X	X		005, 006, 007
28	DUP 1	WT							11	3	3	4		1					X	X	X	X	X	X	X	X	X	X	X		
29	DUP 2	WT							11	3	3	4		1					X	X	X	X	X	X	X	X	X	X	X		
30	Field Blank 1	WT							9	3	2	3		1					X	X	X		X	X	X	X		X	X		
31	MS1	WT							11	3	3	4		1					X	X	X	X	X	X	X	X	X	X	X		
32	MSD1	WT							11	3	3	4		1					X	X	X	X	X	X	X	X	X	X	X		
33	MS2	WT				11-3-21	12:55		11	3	3	4		1					X	X	X	X	X	X	X	X	X	X	X		
34	MSD2	WT				11-3-21	12:55		11	3	3	4		1					X	X	X	X	X	X	X	X	X	X	X		
35																															
36																															

ADDITIONAL COMMENTS	RELINQUISHED BY / AFFILIATION	DATE	TIME	ACCEPTED BY / AFFILIATION	DATE	TIME
* Metals: 6010 (Al, Ba, B, Cd, Cr, Fe, Pb, Mn, Mo, Ca, Mg, Na, K, Li, SiO2)	Andy Jashovich	11-4-21	7:50	[illegible] Pace	11/4/21	1425
6020 (Co, As, Se, Sb)	[illegible] Pace	11/4/21	1450	Bailey [illegible]	11/4/21	1450
** Dissolved FF 6010 (Mo, Mn)						
Alkalinity = (Total , Bicarb & Carb)						

SAMPLE CONDITIONS			
TEMP in C	Received on Ice (Y/N)	Custody Sealed Cooler (Y/N)	Samples Intact (Y/N)
Sol Sew	Y	Y	

SAMPLER NAME AND SIGNATURE

PRINT Name of SAMPLER: Andy Jashovich

SIGNATURE of SAMPLER: [signature] DATE Signed: 11-4-21

Pace Analytical®

SAMPLE CONDITION UPON RECEIPT FORM

Date/Time and Initials of person examining contents: WS 4/4/21 1530

1. **Courier:** ☐ FED EX ☐ UPS ☐ CLIENT ☑ PACE ☐ USPS ☐ OTHER _____

2. **Custody Seal on Cooler/Box Present:** ☐ Yes ☑ No

(If yes)Seals Intact: ☐ Yes ☐ No **(leave blank if no seals were present)**

3. **Thermometer:** 1 2 3 4 5 6 A B C D E F

4. **Cooler Temperature:** 3.4/3.1, 1.2/0.4, 1.2/0.4, 0.8/0.0, 3.4/2.0

Temp should be above freezing to 6°C **(Initial/Corrected)**

5. **Packing Material:** ☐ Bubble Wrap ☑ Bubble Bags ☐ None ☐ Other _____

6. **Ice Type:** ☑ Wet ☐ Blue ☐ None

7. **If temp. is over 6°C or under 0°C, was the PM notified?:** ☐ Yes ☐ No

All discrepancies will be written out in the comments section below.

	Yes	No		Yes	No	N/A
USDA Regulated Soils? (HI, ID, NY, WA, OR,CA, NM, TX, OK, AR, LA, TN, AL, MS, NC, SC, GA, FL, or Puerto Rico)		✓	All containers needing acid/base pres. Have been CHECKED?: **exceptions: VOA, coliform, LLHg, O&G, and any container with a septum cap or preserved with HCl.** **Circle:** ~~HNO3 (<2)~~ ~~H2SO4 (<2)~~ NaOH (>10) ~~NaOH/ZnAc (>9)~~ ~~Any non-conformance~~ to pH recommendations will be noted on the container count form	✓		
Short Hold Time Analysis (48 hours or less)? **Analysis:** NH_3/NO_3	✓					
Time 5035A TC placed in Freezer or Short Holds To Lab	Time: 1615			Present	Absent	N/A
			Residual Chlorine Check (SVOC 625 Pest/PCB 608)			✓
Rush TAT Requested (4 days or less):		✓	Residual Chlorine Check (Total/Amenable/Free Cyanide)			✓
Custody Signatures Present?	✓		Headspace Wisconsin Sulfide?			✓
Containers Intact?:	✓		Headspace in VOA Vials (>6mm): See Containter Count form for details	Present	Absent	No VOA Vials Sent ✓
Sample Label (IDs/Dates/Times) Match COC?: Except TCs, which only require sample ID	✓		Trip Blank Present?		✓	
Extra labels on Terracore Vials? (soils only)		✓	Trip Blank Custody Seals?:		✓	

COMMENTS:

COC PAGE 1 **of** 1

Sample Container Count

SBS
DI
MeOH (only)
BK
Kit

** Place a RED dot on containers that are out of conformance **

COC Line Item	WGFU	R	DG9H VG9H	VOA VIAL HS (>6mm)	VG9U	DG9U	VG9T	AG0U	AG1H	AG1U	AG2U	AG3S	AG3SF	AG3C	BP1U	BP1N	BP2U	BP3U	BP3N	BP3F	BP3S	BP3B	BP3Z	CG3H	Syringe Kit			Matrix	HNO3/ H2SO4 pH <2	NaOH/ ZNAc pH >9	NaOH pH>10
1												1	1			2	1	2	1	1	1		1					WT	✓	✓	
2												↓	↓			↓	↓	↓	↓	↓	↓		↓					↓	✓	✓	
3																															
4																															
5																															
6																															
7																															
8																															
9																															
10																															
11																															
12																															

Container Codes

Glass

DG9H	40mL HCl amber voa vial	BG1T	1L Na Thiosulfate clear glass	BP1B	1L NaOH plastic
DG9P	40mL TSP amber vial	BG1U	1L unpreserved glass	BP1N	1L HNO3 plastic
DG9S	40mL H2SO4 amber vial	BG3H	250mL HCl Clear Glass	BP1S	1L H2SO4 plastic
DG9T	40mL Na Thio amber vial	BG3U	250mL Unpres Clear Glass	BP1U	1L unpreserved plastic
DG9U	40mL unpreserved amber vial	AG0U	100mL unpres amber glass	BP1Z	1L NaOH, Zn, Ac
VG9H	40mL HCl clear vial	AG1H	1L HCl amber glass	BP2N	500mL HNO3 plastic
VG9T	40mL Na Thio. clear vial	AG1S	1L H2SO4 amber glass	BP2C	500mL NaOH plastic
VG9U	40mL unpreserved clear vial	AG1T	1L Na Thiosulfate amber glass	BP2S	500mL H2SO4 plastic
I	40mL w/hexane wipe vial	AG1U	1liter unpres amber glass	BP2U	500mL unpreserved plastic
WGKU	8oz unpreserved clear jar	AG2N	500mL HNO3 amber glass	BP2Z	500mL NaOH, Zn Ac
WGFU	4oz clear soil jar	AG2S	500mL H2SO4 amber glass	BP3B	250mL NaOH plastic
JGFU	4oz unpreserved amber wide	AG2U	500mL unpres amber glass	BP3N	250mL HNO3 plastic
CG3H	250mL clear glass HCl	AG3S	250mL H2SO4 amber glass	BP3F	250mL HNO3 plastic-field filtered
BG1H	1L HCl clear glass	AG3SF	250mL H2SO4 amb glass -field filtered	BP3U	250mL unpreserved plastic
BG1S	1L H2SO4 clear glass	AG3U	250mL unpres amber glass	BP3S	250mL H2SO4 plastic
GN	General	AG3C	250mL NaOH amber glass	BP3Z	250mL NaOH, ZnAc plastic

Plastic / Misc.

BP4U	125mL unpreserved plastic
BP4N	125mL HNO3 plastic
BP4S	125mL H2SO4 plastic

Syringe Kit	LL Cr+6 sampling kit

AF	Air Filter
C	Air Cassettes
R	Terracore kit
SP5T	120mL Coliform Na Thiosulfate
U	Summa Can
ZPLC	Ziploc Bag

WT		Water	
SL		Solid	
NAL	OL	Non-aqueous liquid	Oil
WP		Wipe	

COC PAGE ____ of ____

Sample Container Count

SBS
DI
MeOH (only)
BK
Kit

** Place a RED dot on containers that are out of conformance **

COC Line Item	WGFU	R	DG9H VG9H	VOA VIAL HS (>6mm)	VG9U	DG9U	VG9T	AG0U	AG1H	AG1U	AG2U	AG3S	AG3SF	AG3C	BP1U	BP1N	BP2U	BP3U	BP3N	BP3F	BP3S	BP3B	BP3Z	CG3H	Syringe Kit			Matrix	HNO3/ H2SO4 pH <2	NaOH/ ZNAc pH >9	NaOH pH>10
1												1	1			2	1	2	1	1	1		1					WT	✓	✓	
2												↓	↓			↓	↓	↓	↓	↓	↓		↓					↓	↓	↓	
3												3	3			6	3	6	3	3	3		3					↓	↓	↓	
4																															
5																															
6																															
7																															
8																															
9																															
10																															
11																															
12																															

Container Codes

Glass

DG9H	40mL HCl amber voa vial	BG1T	1L Na Thiosulfate clear glass	BP1B	1L NaOH plastic
DG9P	40mL TSP amber vial	BG1U	1L unpreserved glass	BP1N	1L HNO3 plastic
DG9S	40mL H2SO4 amber vial	BG3H	250mL HCl Clear Glass	BP1S	1L H2SO4 plastic
DG9T	40mL Na Thio amber vial	BG3U	250mL Unpres Clear Glass	BP1U	1L unpreserved plastic
DG9U	40mL unpreserved amber vial	AG0U	100mL unpres amber glass	BP1Z	1L NaOH, Zn, Ac
VG9H	40mL HCl clear vial	AG1H	1L HCl amber glass	BP2N	500mL HNO3 plastic
VG9T	40mL Na Thio. clear vial	AG1S	1L H2SO4 amber glass	BP2C	500mL NaOH plastic
VG9U	40mL unpreserved clear vial	AG1T	1L Na Thiosulfate amber glass	BP2S	500mL H2SO4 plastic
I	40mL w/hexane wipe vial	AG1U	1liter unpres amber glass	BP2U	500mL unpreserved plastic
WGKU	8oz unpreserved clear jar	AG2N	500mL HNO3 amber glass	BP2Z	500mL NaOH, Zn Ac
WGFU	4oz clear soil jar	AG2S	500mL H2SO4 amber glass	BP3B	250mL NaOH plastic
JGFU	4oz unpreserved amber wide	AG2U	500mL unpres amber glass	BP3N	250mL HNO3 plastic
CG3H	250mL clear glass HCl	AG3S	250mL H2SO4 amber glass	BP3F	250mL HNO3 plastic-field filtered
BG1H	1L HCl clear glass	AG3SF	250mL H2SO4 amb glass -field filtered	BP3U	250mL unpreserved plastic
BG1S	1L H2SO4 clear glass	AG3U	250mL unpres amber glass	BP3S	250mL H2SO4 plastic
GN	General	AG3C	250mL NaOH amber glass	BP3Z	250mL NaOH, ZnAc plastic

Plastic / Misc.

BP4U	125mL unpreserved plastic
BP4N	125mL HNO3 plastic
BP4S	125mL H2SO4 plastic

Syringe Kit	LL Cr+6 sampling kit

AF	Air Filter
C	Air Cassettes
R	Terracore kit
SP5T	120mL Coliform Na Thiosulfate
U	Summa Can
ZPLC	Ziploc Bag

WT		Water	
SL		Solid	
NAL	OL	Non-aqueous liquid	Oil
WP		Wipe	

Pace Analytical Services, LLC
7726 Moller Road
Indianapolis, IN 46268
(317)228-3100

February 15, 2022

Mr. Mark Breting
ATC Group Services
7988 Centerpoint Drive
Suite 100
Indianapolis, IN 46256

RE: Project: Harding St Profile 1 Report 2
Pace Project No.: 50302028

Dear Mr. Breting:

Enclosed are the analytical results for sample(s) received by the laboratory on November 04, 2021. The results relate only to the samples included in this report. Results reported herein conform to the applicable TNI/NELAC Standards and the laboratory's Quality Manual, where applicable, unless otherwise noted in the body of the report.

The test results provided in this final report were generated by each of the following laboratories within the Pace Network:

- Pace Analytical Services - Indianapolis
- Pace Analytical Services - Greensburg

If you have any questions concerning this report, please feel free to contact me.

Sincerely,

Hayden Putt

Hayden Putt
hayden.putt@pacelabs.com
(317)228-3145
Project Manager

Enclosures

cc: Mr. Robert Miller, Haley & Aldrich

This report shall not be reproduced, except in full,
without the written consent of Pace Analytical Services, LLC.

Pace Analytical Services, LLC
7726 Moller Road
Indianapolis, IN 46268
(317)228-3100

CERTIFICATIONS

Project: Harding St Profile 1 Report 2
Pace Project No.: 50302028

Pace Analytical Services Pennsylvania

1638 Roseytown Rd Suites 2,3&4, Greensburg, PA 15601
ANAB DOD-ELAP Rad Accreditation #: L2417
Alabama Certification #: 41590
Arizona Certification #: AZ0734
Arkansas Certification
California Certification #: 04222CA
Colorado Certification #: PA01547
Connecticut Certification #: PH-0694
Delaware Certification
EPA Region 4 DW Rad
Florida/TNI Certification #: E87683
Georgia Certification #: C040
Florida: Cert E871149 SEKS WET
Guam Certification
Hawaii Certification
Idaho Certification
Illinois Certification
Indiana Certification
Iowa Certification #: 391
Kansas/TNI Certification #: E-10358
Kentucky Certification #: KY90133
KY WW Permit #: KY0098221
KY WW Permit #: KY0000221
Louisiana DHH/TNI Certification #: LA180012
Louisiana DEQ/TNI Certification #: 4086
Maine Certification #: 2017020
Maryland Certification #: 308
Massachusetts Certification #: M-PA1457
Michigan/PADEP Certification #: 9991
Missouri Certification #: 235
Montana Certification #: Cert0082
Nebraska Certification #: NE-OS-29-14
Nevada Certification #: PA014572018-1
New Hampshire/TNI Certification #: 297617
New Jersey/TNI Certification #: PA051
New Mexico Certification #: PA01457
New York/TNI Certification #: 10888
North Carolina Certification #: 42706
North Dakota Certification #: R-190
Ohio EPA Rad Approval: #41249
Oregon/TNI Certification #: PA200002-010
Pennsylvania/TNI Certification #: 65-00282
Puerto Rico Certification #: PA01457
Rhode Island Certification #: 65-00282
South Dakota Certification
Tennessee Certification #: 02867
Texas/TNI Certification #: T104704188-17-3
Utah/TNI Certification #: PA014572017-9
USDA Soil Permit #: P330-17-00091
Vermont Dept. of Health: ID# VT-0282
Virgin Island/PADEP Certification
Virginia/VELAP Certification #: 460198
Washington Certification #: C868
West Virginia DEP Certification #: 143
West Virginia DHHR Certification #: 9964C
Wisconsin Approve List for Rad
Wyoming Certification #: 8TMS-L

Pace Analytical Services Indianapolis

7726 Moller Road, Indianapolis, IN 46268
Illinois Accreditation #: 200074
Indiana Drinking Water Laboratory #: C-49-06
Kansas/TNI Certification #: E-10177
Kentucky UST Agency Interest #: 80226
Kentucky WW Laboratory ID #: 98019
Michigan Drinking Water Laboratory #9050
Ohio VAP Certified Laboratory #: CL0065
Oklahoma Laboratory #: 9204
Texas Certification #: T104704355
Wisconsin Laboratory #: 999788130
USDA Soil Permit #: P330-19-00257

This report shall not be reproduced, except in full,
without the written consent of Pace Analytical Services, LLC.

Pace Analytical Services, LLC
7726 Moller Road
Indianapolis, IN 46268
(317)228-3100

SAMPLE SUMMARY

Project: Harding St Profile 1 Report 2
Pace Project No.: 50302028

Lab ID	Sample ID	Matrix	Date Collected	Date Received
50302028001	**MW-103S**	Water	11/03/21 09:45	11/04/21 14:50
50302028002	**MW-103I**	Water	11/03/21 11:00	11/04/21 14:50
50302028003	**MW-103I MS**	Water	11/03/21 11:00	11/04/21 14:50
50302028004	**MW-103I MSD**	Water	11/03/21 11:00	11/04/21 14:50
50302028005	**MW-106S**	Water	11/03/21 13:46	11/04/21 14:50
50302028006	**MW-106I**	Water	11/03/21 11:51	11/04/21 14:50
50302028007	**MW-106D**	Water	11/03/21 10:12	11/04/21 14:50

This report shall not be reproduced, except in full,
without the written consent of Pace Analytical Services, LLC.

Pace Analytical Services, LLC
7726 Moller Road
Indianapolis, IN 46268
(317)228-3100

SAMPLE ANALYTE COUNT

Project: Harding St Profile 1 Report 2
Pace Project No.: 50302028

Lab ID	Sample ID	Method	Analysts	Analytes Reported	Laboratory
50302028001	**MW-103S**	EPA 9056	RMR	3	PASI-I
		EPA 6010	RAM	15	PASI-I
		EPA 6010	JPK	2	PASI-I
		EPA 6020	DMT	4	PASI-I
		EPA 903.1	MK1	1	PASI-PA
		EPA 904.0	VAL	1	PASI-PA
		Total Radium Calculation	JAL	1	PASI-PA
		SM 2320B	SWJ	3	PASI-I
		SM 2540C	OAS	1	PASI-I
		SM 4500-H+B	TKG	1	PASI-I
		SM 4500-S2-D	ZM	1	PASI-I
		EPA 353.2	SKK	2	PASI-I
		EPA 365.1	GWA	1	PASI-I
		SM 5310C	GWA	1	PASI-I
		SM 5310C	GWA	1	PASI-I
50302028002	**MW-103I**	EPA 9056	RMR	3	PASI-I
		EPA 6010	RAM	15	PASI-I
		EPA 6010	JPK	2	PASI-I
		EPA 6020	DMT	4	PASI-I
		EPA 903.1	MK1	1	PASI-PA
		EPA 904.0	VAL	1	PASI-PA
		Total Radium Calculation	JAL	1	PASI-PA
		SM 2320B	SWJ	3	PASI-I
		SM 2540C	OAS	1	PASI-I
		SM 4500-H+B	TKG	1	PASI-I
		SM 4500-S2-D	ZM	1	PASI-I
		EPA 353.2	SKK	2	PASI-I
		EPA 365.1	GWA	1	PASI-I
		SM 5310C	GWA	1	PASI-I
		SM 5310C	GWA	1	PASI-I
50302028003	**MW-103I MS**	EPA 903.1	MK1	1	PASI-PA
		EPA 904.0	VAL	1	PASI-PA
50302028004	**MW-103I MSD**	EPA 903.1	MK1	1	PASI-PA
		EPA 904.0	VAL	1	PASI-PA
50302028005	**MW-106S**	EPA 9056	RMR	3	PASI-I
		EPA 6010	RAM	15	PASI-I
		EPA 6010	JPK	2	PASI-I

This report shall not be reproduced, except in full,
without the written consent of Pace Analytical Services, LLC.

Pace Analytical Services, LLC
7726 Moller Road
Indianapolis, IN 46268
(317)228-3100

SAMPLE ANALYTE COUNT

Project: Harding St Profile 1 Report 2
Pace Project No.: 50302028

Lab ID	Sample ID	Method	Analysts	Analytes Reported	Laboratory
		EPA 6020	DMT	4	PASI-I
		EPA 903.1	MK1	1	PASI-PA
		EPA 904.0	VAL	1	PASI-PA
		Total Radium Calculation	JAL	1	PASI-PA
		SM 2320B	SWJ	3	PASI-I
		SM 2540C	OAS	1	PASI-I
		SM 4500-H+B	TKG	1	PASI-I
		SM 4500-S2-D	ZM	1	PASI-I
		EPA 353.2	SKK	2	PASI-I
		EPA 365.1	GWA	1	PASI-I
		SM 5310C	GWA	1	PASI-I
		SM 5310C	GWA	1	PASI-I
50302028006	**MW-106I**	EPA 9056	RMR	3	PASI-I
		EPA 6010	RAM	15	PASI-I
		EPA 6010	JPK	2	PASI-I
		EPA 6020	DMT	4	PASI-I
		EPA 903.1	MK1	1	PASI-PA
		EPA 904.0	VAL	1	PASI-PA
		Total Radium Calculation	JAL	1	PASI-PA
		SM 2320B	SWJ	3	PASI-I
		SM 2540C	OAS	1	PASI-I
		SM 4500-H+B	TKG	1	PASI-I
		SM 4500-S2-D	ZM	1	PASI-I
		EPA 353.2	SKK	2	PASI-I
		EPA 365.1	GWA	1	PASI-I
		SM 5310C	GWA	1	PASI-I
		SM 5310C	GWA	1	PASI-I
50302028007	**MW-106D**	EPA 9056	RMR	3	PASI-I
		EPA 6010	RAM	15	PASI-I
		EPA 6010	JPK	2	PASI-I
		EPA 6020	DMT	4	PASI-I
		EPA 903.1	MK1	1	PASI-PA
		EPA 904.0	VAL	1	PASI-PA
		Total Radium Calculation	JAL	1	PASI-PA
		SM 2320B	SWJ	3	PASI-I
		SM 2540C	OAS	1	PASI-I
		SM 4500-H+B	TKG	1	PASI-I

REPORT OF LABORATORY ANALYSIS

This report shall not be reproduced, except in full,
without the written consent of Pace Analytical Services, LLC.

Pace Analytical Services, LLC
7726 Moller Road
Indianapolis, IN 46268
(317)228-3100

SAMPLE ANALYTE COUNT

Project: Harding St Profile 1 Report 2
Pace Project No.: 50302028

Lab ID	Sample ID	Method	Analysts	Analytes Reported	Laboratory
		SM 4500-S2-D	ZM	1	PASI-I
		EPA 353.2	SKK	2	PASI-I
		EPA 365.1	GWA	1	PASI-I
		SM 5310C	GWA	1	PASI-I
		SM 5310C	GWA	1	PASI-I

PASI-I = Pace Analytical Services - Indianapolis
PASI-PA = Pace Analytical Services - Greensburg

This report shall not be reproduced, except in full,
without the written consent of Pace Analytical Services, LLC.

Pace Analytical Services, LLC
7726 Moller Road
Indianapolis, IN 46268
(317)228-3100

SUMMARY OF DETECTION

Project: Harding St Profile 1 Report 2
Pace Project No.: 50302028

Lab Sample ID / Method	Client Sample ID / Parameters	Result	Units	Report Limit	Analyzed	Qualifiers
50302028001	**MW-103S**					
EPA 9056	Chloride	65.2	mg/L	2.5	11/09/21 22:37	
EPA 9056	Fluoride	0.17	mg/L	0.10	11/09/21 22:22	
EPA 9056	Sulfate	356	mg/L	25.0	11/09/21 22:53	
EPA 6010	Barium	63.7	ug/L	10.0	11/16/21 12:38	
EPA 6010	Boron	845	ug/L	100	11/16/21 12:38	
EPA 6010	Calcium	268000	ug/L	2000	11/16/21 14:09	
EPA 6010	Iron	11800	ug/L	100	11/16/21 12:38	
EPA 6010	Magnesium	77200	ug/L	1000	11/16/21 12:38	
EPA 6010	Manganese	334	ug/L	10.0	11/16/21 12:38	
EPA 6010	Molybdenum	17.3	ug/L	10.0	11/16/21 12:38	
EPA 6010	Potassium	2520	ug/L	1000	11/16/21 12:38	
EPA 6010	Silica	24100	ug/L	450	11/16/21 12:38	N2
EPA 6010	Sodium	49600	ug/L	1000	11/16/21 12:38	
EPA 6010	Manganese, Dissolved	327	ug/L	10.0	11/16/21 03:23	
EPA 6010	Molybdenum, Dissolved	17.3	ug/L	10.0	11/16/21 03:23	
EPA 6020	Arsenic	14.5	ug/L	1.0	11/09/21 13:50	
EPA 6020	Cobalt	2.7	ug/L	1.0	11/09/21 13:50	
EPA 903.1	Radium-226	0.0114 ± 0.367 (0.737) C:NA T:99%	pCi/L		12/06/21 15:55	
EPA 904.0	Radium-228	1.12 ± 0.546 (0.964) C:74% T:74%	pCi/L		12/06/21 11:43	
Total Radium Calculation	Total Radium	1.13 ± 0.913 (1.70)	pCi/L		12/08/21 13:17	
SM 2320B	Alkalinity, Total as CaCO3	605	mg/L	2.0	11/11/21 12:43	
SM 2320B	Alkalinity,Bicarbonate (CaCO3)	605	mg/L	2.0	11/11/21 12:43	
SM 2540C	Total Dissolved Solids	1280	mg/L	20.0	11/09/21 09:30	
SM 4500-H+B	pH at 25 Degrees C	6.8	Std. Units	0.10	11/09/21 15:03	H3
SM 5310C	Total Organic Carbon	5.3	mg/L	1.0	11/15/21 15:04	
SM 5310C	Dissolved Organic Carbon	5.6	mg/L	1.0	11/17/21 05:41	
50302028002	**MW-103I**					
EPA 9056	Chloride	147	mg/L	25.0	11/09/21 23:42	
EPA 9056	Fluoride	0.18	mg/L	0.10	11/09/21 23:09	
EPA 9056	Sulfate	25.0	mg/L	2.5	11/09/21 23:26	
EPA 6010	Barium	221	ug/L	10.0	11/16/21 12:41	
EPA 6010	Boron	263	ug/L	100	11/16/21 12:41	
EPA 6010	Calcium	96600	ug/L	1000	11/16/21 12:41	
EPA 6010	Iron	1670	ug/L	100	11/16/21 12:41	
EPA 6010	Magnesium	29300	ug/L	1000	11/16/21 12:41	
EPA 6010	Manganese	303	ug/L	10.0	11/16/21 12:41	
EPA 6010	Potassium	7590	ug/L	1000	11/16/21 12:41	
EPA 6010	Silica	10900	ug/L	450	11/16/21 12:41	N2
EPA 6010	Sodium	73700	ug/L	1000	11/16/21 12:41	
EPA 6010	Manganese, Dissolved	300	ug/L	10.0	11/16/21 03:25	

REPORT OF LABORATORY ANALYSIS

This report shall not be reproduced, except in full,
without the written consent of Pace Analytical Services, LLC.

Pace Analytical Services, LLC
7726 Moller Road
Indianapolis, IN 46268
(317)228-3100

SUMMARY OF DETECTION

Project: Harding St Profile 1 Report 2
Pace Project No.: 50302028

Lab Sample ID / Method	Client Sample ID / Parameters	Result	Units	Report Limit	Analyzed	Qualifiers
50302028002	**MW-103I**					
EPA 903.1	Radium-226	1.20 ± 0.536 (0.547) C:NA T:93%	pCi/L		12/06/21 15:55	
EPA 904.0	Radium-228	0.935 ± 0.488 (0.874) C:73% T:76%	pCi/L		12/06/21 11:43	
Total Radium Calculation	Total Radium	2.14 ± 1.02 (1.42)	pCi/L		12/08/21 13:17	
SM 2320B	Alkalinity, Total as CaCO3	281	mg/L	2.0	11/11/21 12:43	
SM 2320B	Alkalinity,Bicarbonate (CaCO3)	281	mg/L	2.0	11/11/21 12:43	
SM 2540C	Total Dissolved Solids	597	mg/L	10.0	11/09/21 09:30	
SM 4500-H+B	pH at 25 Degrees C	7.5	Std. Units	0.10	11/09/21 15:16	H3
SM 5310C	Total Organic Carbon	3.5	mg/L	1.0	11/15/21 15:15	
SM 5310C	Dissolved Organic Carbon	3.5	mg/L	1.0	11/17/21 06:01	
50302028003	**MW-103I MS**					
EPA 903.1	Radium-226	99.20 %REC ± NA (NA) C:NA T:NA%	pCi/L		12/06/21 16:11	
EPA 904.0	Radium-228	118.12 %REC ± NA (NA) C:NA T:NA	pCi/L		12/06/21 11:43	
50302028004	**MW-103I MSD**					
EPA 903.1	Radium-226	76.26 %REC 26.15 RPD ± NA (NA) C:NA T:NA%	pCi/L		12/06/21 16:11	
EPA 904.0	Radium-228	103.57 %REC 13.13 RPD ± NA (NA) C:NA T:NA	pCi/L		12/06/21 11:43	
50302028005	**MW-106S**					
EPA 9056	Chloride	23.5	mg/L	2.5	11/10/21 00:14	
EPA 9056	Fluoride	0.38	mg/L	0.10	11/09/21 23:58	
EPA 9056	Sulfate	947	mg/L	25.0	11/10/21 00:29	
EPA 6010	Barium	25.8	ug/L	10.0	11/16/21 12:47	
EPA 6010	Boron	548	ug/L	100	11/16/21 12:47	
EPA 6010	Calcium	289000	ug/L	2000	11/16/21 14:16	
EPA 6010	Iron	1130	ug/L	100	11/16/21 12:47	
EPA 6010	Lithium	33.2	ug/L	20.0	11/16/21 12:47	
EPA 6010	Magnesium	111000	ug/L	1000	11/16/21 12:47	
EPA 6010	Manganese	976	ug/L	10.0	11/16/21 12:47	

REPORT OF LABORATORY ANALYSIS

This report shall not be reproduced, except in full,
without the written consent of Pace Analytical Services, LLC.

Pace Analytical Services, LLC
7726 Moller Road
Indianapolis, IN 46268
(317)228-3100

SUMMARY OF DETECTION

Project: Harding St Profile 1 Report 2
Pace Project No.: 50302028

Lab Sample ID / Method	Client Sample ID / Parameters	Result	Units	Report Limit	Analyzed	Qualifiers
50302028005	**MW-106S**					
EPA 6010	Molybdenum	23.2	ug/L	10.0	11/16/21 12:47	
EPA 6010	Potassium	7460	ug/L	1000	11/16/21 12:47	
EPA 6010	Silica	9430	ug/L	450	11/16/21 12:47	N2
EPA 6010	Sodium	24700	ug/L	1000	11/16/21 12:47	
EPA 6010	Manganese, Dissolved	935	ug/L	10.0	11/16/21 03:31	
EPA 6010	Molybdenum, Dissolved	23.2	ug/L	10.0	11/16/21 03:31	
EPA 6020	Arsenic	3.2	ug/L	1.0	11/09/21 14:15	
EPA 6020	Cobalt	1.1	ug/L	1.0	11/09/21 14:15	
EPA 903.1	Radium-226	0.337 ± 0.301 (0.386) C:NA T:98%	pCi/L		12/06/21 16:11	
EPA 904.0	Radium-228	0.415 ± 0.488 (1.04) C:67% T:84%	pCi/L		12/06/21 11:37	
Total Radium Calculation	Total Radium	0.752 ± 0.789 (1.43)	pCi/L		12/08/21 13:17	
SM 2320B	Alkalinity, Total as CaCO3	204	mg/L	2.0	11/11/21 12:43	
SM 2320B	Alkalinity,Bicarbonate (CaCO3)	204	mg/L	2.0	11/11/21 12:43	
SM 2540C	Total Dissolved Solids	1670	mg/L	20.0	11/09/21 09:31	
SM 4500-H+B	pH at 25 Degrees C	7.3	Std. Units	0.10	11/09/21 15:30	H3
EPA 353.2	Nitrogen, Nitrate	0.57	mg/L	0.10	11/04/21 17:51	
50302028006	**MW-106I**					
EPA 9056	Chloride	258	mg/L	25.0	11/10/21 01:34	
EPA 9056	Fluoride	0.30	mg/L	0.10	11/10/21 01:18	
EPA 9056	Sulfate	691	mg/L	25.0	11/10/21 01:34	
EPA 6010	Aluminum	291	ug/L	200	11/16/21 12:49	
EPA 6010	Barium	68.6	ug/L	10.0	11/16/21 12:49	
EPA 6010	Boron	12900	ug/L	100	11/16/21 12:49	
EPA 6010	Calcium	253000	ug/L	2000	11/16/21 14:18	
EPA 6010	Iron	7240	ug/L	100	11/16/21 12:49	
EPA 6010	Lithium	98.3	ug/L	20.0	11/16/21 12:49	
EPA 6010	Magnesium	55100	ug/L	1000	11/16/21 12:49	
EPA 6010	Manganese	500	ug/L	10.0	11/16/21 12:49	
EPA 6010	Molybdenum	292	ug/L	10.0	11/16/21 12:49	
EPA 6010	Potassium	15100	ug/L	1000	11/16/21 12:49	
EPA 6010	Silica	15600	ug/L	450	11/16/21 12:49	N2
EPA 6010	Sodium	212000	ug/L	2000	11/16/21 14:18	
EPA 6010	Manganese, Dissolved	484	ug/L	10.0	11/16/21 03:37	
EPA 6010	Molybdenum, Dissolved	298	ug/L	10.0	11/16/21 03:37	
EPA 6020	Arsenic	92.6	ug/L	1.0	11/09/21 14:19	
EPA 903.1	Radium-226	0.191 ± 0.370 (0.646) C:NA T:95%	pCi/L		12/06/21 16:11	

REPORT OF LABORATORY ANALYSIS

This report shall not be reproduced, except in full,
without the written consent of Pace Analytical Services, LLC.

Pace Analytical Services, LLC
7726 Moller Road
Indianapolis, IN 46268
(317)228-3100

SUMMARY OF DETECTION

Project: Harding St Profile 1 Report 2
Pace Project No.: 50302028

Lab Sample ID / Method	Client Sample ID / Parameters	Result	Units	Report Limit	Analyzed	Qualifiers
50302028006	**MW-106I**					
EPA 904.0	Radium-228	0.890 ± 0.515 (0.979) C:75% T:83%	pCi/L		12/06/21 11:37	
Total Radium Calculation	Total Radium	1.08 ± 0.885 (1.63)	pCi/L		12/08/21 13:17	
SM 2320B	Alkalinity, Total as CaCO3	236	mg/L	2.0	11/11/21 12:43	
SM 2320B	Alkalinity,Bicarbonate (CaCO3)	236	mg/L	2.0	11/11/21 12:43	
SM 2540C	Total Dissolved Solids	1680	mg/L	20.0	11/09/21 09:31	
SM 4500-H+B	pH at 25 Degrees C	7.2	Std. Units	0.10	11/09/21 15:23	H3
EPA 365.1	Phosphate as P04	0.81	mg/L	0.15	11/17/21 13:32	
SM 5310C	Total Organic Carbon	1.8	mg/L	1.0	11/15/21 16:31	
SM 5310C	Dissolved Organic Carbon	1.9	mg/L	1.0	11/17/21 07:20	
50302028007	**MW-106D**					
EPA 9056	Chloride	283	mg/L	25.0	11/10/21 02:07	
EPA 9056	Fluoride	0.24	mg/L	0.10	11/10/21 01:50	
EPA 9056	Sulfate	723	mg/L	25.0	11/10/21 02:07	
EPA 6010	Barium	32.5	ug/L	10.0	11/16/21 12:56	
EPA 6010	Boron	14700	ug/L	100	11/16/21 12:56	
EPA 6010	Calcium	271000	ug/L	2000	11/16/21 14:20	
EPA 6010	Iron	3860	ug/L	100	11/16/21 12:56	
EPA 6010	Lithium	121	ug/L	20.0	11/16/21 12:56	
EPA 6010	Magnesium	54100	ug/L	1000	11/16/21 12:56	
EPA 6010	Manganese	272	ug/L	10.0	11/16/21 12:56	
EPA 6010	Molybdenum	262	ug/L	10.0	11/16/21 12:56	
EPA 6010	Potassium	14800	ug/L	1000	11/16/21 12:56	
EPA 6010	Silica	14600	ug/L	450	11/16/21 12:56	N2
EPA 6010	Sodium	218000	ug/L	2000	11/16/21 14:20	
EPA 6010	Manganese, Dissolved	260	ug/L	10.0	11/16/21 03:39	
EPA 6010	Molybdenum, Dissolved	270	ug/L	10.0	11/16/21 03:39	
EPA 6020	Arsenic	227	ug/L	2.0	11/09/21 22:23	
EPA 903.1	Radium-226	1.02 ± 0.725 (0.997) C:NA T:96%	pCi/L		12/06/21 16:11	
EPA 904.0	Radium-228	0.227 ± 0.496 (1.09) C:69% T:90%	pCi/L		12/06/21 11:37	
Total Radium Calculation	Total Radium	1.25 ± 1.22 (2.09)	pCi/L		12/08/21 13:17	
SM 2320B	Alkalinity, Total as CaCO3	214	mg/L	2.0	11/11/21 12:43	
SM 2320B	Alkalinity,Bicarbonate (CaCO3)	214	mg/L	2.0	11/11/21 12:43	
SM 2540C	Total Dissolved Solids	1790	mg/L	40.0	11/09/21 09:32	
SM 4500-H+B	pH at 25 Degrees C	7.3	Std. Units	0.10	11/09/21 15:06	H3
EPA 353.2	Nitrogen, Nitrate	0.13	mg/L	0.10	11/04/21 17:20	
EPA 365.1	Phosphate as P04	0.78	mg/L	0.15	11/17/21 13:32	

REPORT OF LABORATORY ANALYSIS

This report shall not be reproduced, except in full,
without the written consent of Pace Analytical Services, LLC.

Pace Analytical Services, LLC
7726 Moller Road
Indianapolis, IN 46268
(317)228-3100

SUMMARY OF DETECTION

Project: Harding St Profile 1 Report 2
Pace Project No.: 50302028

Lab Sample ID / Method	Client Sample ID / Parameters	Result	Units	Report Limit	Analyzed	Qualifiers
50302028007	**MW-106D**					
SM 5310C	Total Organic Carbon	1.8	mg/L	1.0	11/15/21 16:44	
SM 5310C	Dissolved Organic Carbon	2.8	mg/L	1.0	11/17/21 07:41	

This report shall not be reproduced, except in full,
without the written consent of Pace Analytical Services, LLC.

Pace Analytical Services, LLC
7726 Moller Road
Indianapolis, IN 46268
(317)228-3100

ANALYTICAL RESULTS

Project: Harding St Profile 1 Report 2
Pace Project No.: 50302028

Sample: MW-103S **Lab ID: 50302028001** Collected: 11/03/21 09:45 Received: 11/04/21 14:50 Matrix: Water

Parameters	Results	Units	Report Limit	DF	Prepared	Analyzed	CAS No.	Qual
9056 IC Anions	Analytical Method: EPA 9056							
	Pace Analytical Services - Indianapolis							
Chloride	**65.2**	mg/L	2.5	10		11/09/21 22:37	16887-00-6	
Fluoride	**0.17**	mg/L	0.10	1		11/09/21 22:22	16984-48-8	
Sulfate	**356**	mg/L	25.0	100		11/09/21 22:53	14808-79-8	
6010 MET ICP	Analytical Method: EPA 6010 Preparation Method: EPA 3010							
	Pace Analytical Services - Indianapolis							
Aluminum	ND	ug/L	200	1	11/15/21 13:34	11/16/21 12:38	7429-90-5	
Barium	**63.7**	ug/L	10.0	1	11/15/21 13:34	11/16/21 12:38	7440-39-3	
Boron	**845**	ug/L	100	1	11/15/21 13:34	11/16/21 12:38	7440-42-8	
Cadmium	ND	ug/L	2.0	1	11/15/21 13:34	11/16/21 12:38	7440-43-9	
Calcium	**268000**	ug/L	2000	2	11/15/21 13:34	11/16/21 14:09	7440-70-2	
Chromium	ND	ug/L	10.0	1	11/15/21 13:34	11/16/21 12:38	7440-47-3	
Iron	**11800**	ug/L	100	1	11/15/21 13:34	11/16/21 12:38	7439-89-6	
Lead	ND	ug/L	10.0	1	11/15/21 13:34	11/16/21 12:38	7439-92-1	
Lithium	ND	ug/L	20.0	1	11/15/21 13:34	11/16/21 12:38	7439-93-2	
Magnesium	**77200**	ug/L	1000	1	11/15/21 13:34	11/16/21 12:38	7439-95-4	
Manganese	**334**	ug/L	10.0	1	11/15/21 13:34	11/16/21 12:38	7439-96-5	
Molybdenum	**17.3**	ug/L	10.0	1	11/15/21 13:34	11/16/21 12:38	7439-98-7	
Potassium	**2520**	ug/L	1000	1	11/15/21 13:34	11/16/21 12:38	7440-09-7	
Silica	**24100**	ug/L	450	1	11/15/21 13:34	11/16/21 12:38	7631-86-9	N2
Sodium	**49600**	ug/L	1000	1	11/15/21 13:34	11/16/21 12:38	7440-23-5	
6010 MET ICP, Dissolved	Analytical Method: EPA 6010 Preparation Method: EPA 3010							
	Pace Analytical Services - Indianapolis							
Manganese, Dissolved	**327**	ug/L	10.0	1	11/15/21 13:48	11/16/21 03:23	7439-96-5	
Molybdenum, Dissolved	**17.3**	ug/L	10.0	1	11/15/21 13:48	11/16/21 03:23	7439-98-7	
6020 MET ICPMS	Analytical Method: EPA 6020 Preparation Method: EPA 200.2							
	Pace Analytical Services - Indianapolis							
Antimony	ND	ug/L	1.0	1	11/05/21 08:44	11/09/21 13:50	7440-36-0	
Arsenic	**14.5**	ug/L	1.0	1	11/05/21 08:44	11/09/21 13:50	7440-38-2	
Cobalt	**2.7**	ug/L	1.0	1	11/05/21 08:44	11/09/21 13:50	7440-48-4	
Selenium	ND	ug/L	1.0	1	11/05/21 08:44	11/09/21 13:50	7782-49-2	
2320B Alkalinity	Analytical Method: SM 2320B							
	Pace Analytical Services - Indianapolis							
Alkalinity, Total as CaCO3	**605**	mg/L	2.0	1		11/11/21 12:43		
Alkalinity,Bicarbonate (CaCO3)	**605**	mg/L	2.0	1		11/11/21 12:43		
Alkalinity,Carbonate (CaCO3)	ND	mg/L	2.0	1		11/11/21 12:43		
2540C Total Dissolved Solids	Analytical Method: SM 2540C							
	Pace Analytical Services - Indianapolis							
Total Dissolved Solids	**1280**	mg/L	20.0	1		11/09/21 09:30		

REPORT OF LABORATORY ANALYSIS

This report shall not be reproduced, except in full,
without the written consent of Pace Analytical Services, LLC.

Pace Analytical Services, LLC
7726 Moller Road
Indianapolis, IN 46268
(317)228-3100

ANALYTICAL RESULTS

Project: Harding St Profile 1 Report 2
Pace Project No.: 50302028

Sample: MW-103S **Lab ID: 50302028001** Collected: 11/03/21 09:45 Received: 11/04/21 14:50 Matrix: Water

Parameters	Results	Units	Report Limit	DF	Prepared	Analyzed	CAS No.	Qual
4500H+ pH, Electrometric	Analytical Method: SM 4500-H+B Pace Analytical Services - Indianapolis							
pH at 25 Degrees C	**6.8**	Std. Units	0.10	1		11/09/21 15:03		H3
4500S2D Sulfide Water	Analytical Method: SM 4500-S2-D Pace Analytical Services - Indianapolis							
Sulfide	ND	mg/L	0.10	1		11/05/21 16:39	18496-25-8	
353.2 Nitrogen, NO2/NO3 unpres	Analytical Method: EPA 353.2 Pace Analytical Services - Indianapolis							
Nitrogen, Nitrate	ND	mg/L	0.10	1		11/04/21 17:16	14797-55-8	
Nitrogen, Nitrite	ND	mg/L	0.10	1		11/04/21 17:16	14797-65-0	
365.1 Total Phosphorus	Analytical Method: EPA 365.1 Preparation Method: EPA 365.1 Pace Analytical Services - Indianapolis							
Phosphate as P04	ND	mg/L	0.15	1	11/13/21 05:00	11/17/21 13:37		
5310C TOC	Analytical Method: SM 5310C Pace Analytical Services - Indianapolis							
Total Organic Carbon	**5.3**	mg/L	1.0	1		11/15/21 15:04	7440-44-0	
5310C Dissolved Organic Carbon	Analytical Method: SM 5310C Pace Analytical Services - Indianapolis							
Dissolved Organic Carbon	**5.6**	mg/L	1.0	1		11/17/21 05:41		

REPORT OF LABORATORY ANALYSIS

This report shall not be reproduced, except in full,
without the written consent of Pace Analytical Services, LLC.

Pace Analytical Services, LLC
7726 Moller Road
Indianapolis, IN 46268
(317)228-3100

ANALYTICAL RESULTS

Project: Harding St Profile 1 Report 2
Pace Project No.: 50302028

Sample: MW-103I **Lab ID: 50302028002** Collected: 11/03/21 11:00 Received: 11/04/21 14:50 Matrix: Water

Parameters	Results	Units	Report Limit	DF	Prepared	Analyzed	CAS No.	Qual
9056 IC Anions	Analytical Method: EPA 9056							
	Pace Analytical Services - Indianapolis							
Chloride	**147**	mg/L	25.0	100		11/09/21 23:42	16887-00-6	
Fluoride	**0.18**	mg/L	0.10	1		11/09/21 23:09	16984-48-8	
Sulfate	**25.0**	mg/L	2.5	10		11/09/21 23:26	14808-79-8	
6010 MET ICP	Analytical Method: EPA 6010 Preparation Method: EPA 3010							
	Pace Analytical Services - Indianapolis							
Aluminum	ND	ug/L	200	1	11/15/21 13:34	11/16/21 12:41	7429-90-5	
Barium	**221**	ug/L	10.0	1	11/15/21 13:34	11/16/21 12:41	7440-39-3	
Boron	**263**	ug/L	100	1	11/15/21 13:34	11/16/21 12:41	7440-42-8	
Cadmium	ND	ug/L	2.0	1	11/15/21 13:34	11/16/21 12:41	7440-43-9	
Calcium	**96600**	ug/L	1000	1	11/15/21 13:34	11/16/21 12:41	7440-70-2	
Chromium	ND	ug/L	10.0	1	11/15/21 13:34	11/16/21 12:41	7440-47-3	
Iron	**1670**	ug/L	100	1	11/15/21 13:34	11/16/21 12:41	7439-89-6	
Lead	ND	ug/L	10.0	1	11/15/21 13:34	11/16/21 12:41	7439-92-1	
Lithium	ND	ug/L	20.0	1	11/15/21 13:34	11/16/21 12:41	7439-93-2	
Magnesium	**29300**	ug/L	1000	1	11/15/21 13:34	11/16/21 12:41	7439-95-4	
Manganese	**303**	ug/L	10.0	1	11/15/21 13:34	11/16/21 12:41	7439-96-5	
Molybdenum	ND	ug/L	10.0	1	11/15/21 13:34	11/16/21 12:41	7439-98-7	
Potassium	**7590**	ug/L	1000	1	11/15/21 13:34	11/16/21 12:41	7440-09-7	
Silica	**10900**	ug/L	450	1	11/15/21 13:34	11/16/21 12:41	7631-86-9	N2
Sodium	**73700**	ug/L	1000	1	11/15/21 13:34	11/16/21 12:41	7440-23-5	
6010 MET ICP, Dissolved	Analytical Method: EPA 6010 Preparation Method: EPA 3010							
	Pace Analytical Services - Indianapolis							
Manganese, Dissolved	**300**	ug/L	10.0	1	11/15/21 13:48	11/16/21 03:25	7439-96-5	
Molybdenum, Dissolved	ND	ug/L	10.0	1	11/15/21 13:48	11/16/21 03:25	7439-98-7	
6020 MET ICPMS	Analytical Method: EPA 6020 Preparation Method: EPA 200.2							
	Pace Analytical Services - Indianapolis							
Antimony	ND	ug/L	1.0	1	11/05/21 08:44	11/09/21 13:54	7440-36-0	
Arsenic	ND	ug/L	1.0	1	11/05/21 08:44	11/09/21 13:54	7440-38-2	
Cobalt	ND	ug/L	1.0	1	11/05/21 08:44	11/09/21 13:54	7440-48-4	
Selenium	ND	ug/L	1.0	1	11/05/21 08:44	11/09/21 13:54	7782-49-2	
2320B Alkalinity	Analytical Method: SM 2320B							
	Pace Analytical Services - Indianapolis							
Alkalinity, Total as CaCO3	**281**	mg/L	2.0	1		11/11/21 12:43		
Alkalinity,Bicarbonate (CaCO3)	**281**	mg/L	2.0	1		11/11/21 12:43		
Alkalinity,Carbonate (CaCO3)	ND	mg/L	2.0	1		11/11/21 12:43		
2540C Total Dissolved Solids	Analytical Method: SM 2540C							
	Pace Analytical Services - Indianapolis							
Total Dissolved Solids	**597**	mg/L	10.0	1		11/09/21 09:30		

REPORT OF LABORATORY ANALYSIS

This report shall not be reproduced, except in full,
without the written consent of Pace Analytical Services, LLC.

Pace Analytical Services, LLC
7726 Moller Road
Indianapolis, IN 46268
(317)228-3100

ANALYTICAL RESULTS

Project: Harding St Profile 1 Report 2
Pace Project No.: 50302028

Sample: MW-103I **Lab ID: 50302028002** Collected: 11/03/21 11:00 Received: 11/04/21 14:50 Matrix: Water

Parameters	Results	Units	Report Limit	DF	Prepared	Analyzed	CAS No.	Qual
4500H+ pH, Electrometric	Analytical Method: SM 4500-H+B Pace Analytical Services - Indianapolis							
pH at 25 Degrees C	**7.5**	Std. Units	0.10	1		11/09/21 15:16		H3
4500S2D Sulfide Water	Analytical Method: SM 4500-S2-D Pace Analytical Services - Indianapolis							
Sulfide	ND	mg/L	0.10	1		11/05/21 16:39	18496-25-8	
353.2 Nitrogen, NO2/NO3 unpres	Analytical Method: EPA 353.2 Pace Analytical Services - Indianapolis							
Nitrogen, Nitrate	ND	mg/L	0.10	1		11/04/21 17:29	14797-55-8	
Nitrogen, Nitrite	ND	mg/L	0.10	1		11/04/21 17:29	14797-65-0	
365.1 Total Phosphorus	Analytical Method: EPA 365.1 Preparation Method: EPA 365.1 Pace Analytical Services - Indianapolis							
Phosphate as P04	ND	mg/L	0.15	1	11/13/21 05:00	11/17/21 14:02		
5310C TOC	Analytical Method: SM 5310C Pace Analytical Services - Indianapolis							
Total Organic Carbon	**3.5**	mg/L	1.0	1		11/15/21 15:15	7440-44-0	
5310C Dissolved Organic Carbon	Analytical Method: SM 5310C Pace Analytical Services - Indianapolis							
Dissolved Organic Carbon	**3.5**	mg/L	1.0	1		11/17/21 06:01		

REPORT OF LABORATORY ANALYSIS

This report shall not be reproduced, except in full,
without the written consent of Pace Analytical Services, LLC.

Pace Analytical Services, LLC
7726 Moller Road
Indianapolis, IN 46268
(317)228-3100

ANALYTICAL RESULTS

Project: Harding St Profile 1 Report 2
Pace Project No.: 50302028

Sample: MW-106S **Lab ID: 50302028005** Collected: 11/03/21 13:46 Received: 11/04/21 14:50 Matrix: Water

Parameters	Results	Units	Report Limit	DF	Prepared	Analyzed	CAS No.	Qual
9056 IC Anions	Analytical Method: EPA 9056							
	Pace Analytical Services - Indianapolis							
Chloride	**23.5**	mg/L	2.5	10		11/10/21 00:14	16887-00-6	
Fluoride	**0.38**	mg/L	0.10	1		11/09/21 23:58	16984-48-8	
Sulfate	**947**	mg/L	25.0	100		11/10/21 00:29	14808-79-8	
6010 MET ICP	Analytical Method: EPA 6010 Preparation Method: EPA 3010							
	Pace Analytical Services - Indianapolis							
Aluminum	ND	ug/L	200	1	11/15/21 13:34	11/16/21 12:47	7429-90-5	
Barium	**25.8**	ug/L	10.0	1	11/15/21 13:34	11/16/21 12:47	7440-39-3	
Boron	**548**	ug/L	100	1	11/15/21 13:34	11/16/21 12:47	7440-42-8	
Cadmium	ND	ug/L	2.0	1	11/15/21 13:34	11/16/21 12:47	7440-43-9	
Calcium	**289000**	ug/L	2000	2	11/15/21 13:34	11/16/21 14:16	7440-70-2	
Chromium	ND	ug/L	10.0	1	11/15/21 13:34	11/16/21 12:47	7440-47-3	
Iron	**1130**	ug/L	100	1	11/15/21 13:34	11/16/21 12:47	7439-89-6	
Lead	ND	ug/L	10.0	1	11/15/21 13:34	11/16/21 12:47	7439-92-1	
Lithium	**33.2**	ug/L	20.0	1	11/15/21 13:34	11/16/21 12:47	7439-93-2	
Magnesium	**111000**	ug/L	1000	1	11/15/21 13:34	11/16/21 12:47	7439-95-4	
Manganese	**976**	ug/L	10.0	1	11/15/21 13:34	11/16/21 12:47	7439-96-5	
Molybdenum	**23.2**	ug/L	10.0	1	11/15/21 13:34	11/16/21 12:47	7439-98-7	
Potassium	**7460**	ug/L	1000	1	11/15/21 13:34	11/16/21 12:47	7440-09-7	
Silica	**9430**	ug/L	450	1	11/15/21 13:34	11/16/21 12:47	7631-86-9	N2
Sodium	**24700**	ug/L	1000	1	11/15/21 13:34	11/16/21 12:47	7440-23-5	
6010 MET ICP, Dissolved	Analytical Method: EPA 6010 Preparation Method: EPA 3010							
	Pace Analytical Services - Indianapolis							
Manganese, Dissolved	**935**	ug/L	10.0	1	11/15/21 13:48	11/16/21 03:31	7439-96-5	
Molybdenum, Dissolved	**23.2**	ug/L	10.0	1	11/15/21 13:48	11/16/21 03:31	7439-98-7	
6020 MET ICPMS	Analytical Method: EPA 6020 Preparation Method: EPA 200.2							
	Pace Analytical Services - Indianapolis							
Antimony	ND	ug/L	1.0	1	11/05/21 08:44	11/09/21 14:15	7440-36-0	
Arsenic	**3.2**	ug/L	1.0	1	11/05/21 08:44	11/09/21 14:15	7440-38-2	
Cobalt	**1.1**	ug/L	1.0	1	11/05/21 08:44	11/09/21 14:15	7440-48-4	
Selenium	ND	ug/L	1.0	1	11/05/21 08:44	11/09/21 14:15	7782-49-2	
2320B Alkalinity	Analytical Method: SM 2320B							
	Pace Analytical Services - Indianapolis							
Alkalinity, Total as CaCO3	**204**	mg/L	2.0	1		11/11/21 12:43		
Alkalinity,Bicarbonate (CaCO3)	**204**	mg/L	2.0	1		11/11/21 12:43		
Alkalinity,Carbonate (CaCO3)	ND	mg/L	2.0	1		11/11/21 12:43		
2540C Total Dissolved Solids	Analytical Method: SM 2540C							
	Pace Analytical Services - Indianapolis							
Total Dissolved Solids	**1670**	mg/L	20.0	1		11/09/21 09:31		

REPORT OF LABORATORY ANALYSIS

This report shall not be reproduced, except in full,
without the written consent of Pace Analytical Services, LLC.

Pace Analytical Services, LLC
7726 Moller Road
Indianapolis, IN 46268
(317)228-3100

ANALYTICAL RESULTS

Project: Harding St Profile 1 Report 2
Pace Project No.: 50302028

Sample: MW-106S **Lab ID: 50302028005** Collected: 11/03/21 13:46 Received: 11/04/21 14:50 Matrix: Water

Parameters	Results	Units	Report Limit	DF	Prepared	Analyzed	CAS No.	Qual
4500H+ pH, Electrometric	Analytical Method: SM 4500-H+B Pace Analytical Services - Indianapolis							
pH at 25 Degrees C	**7.3**	Std. Units	0.10	1		11/09/21 15:30		H3
4500S2D Sulfide Water	Analytical Method: SM 4500-S2-D Pace Analytical Services - Indianapolis							
Sulfide	ND	mg/L	0.10	1		11/05/21 16:39	18496-25-8	
353.2 Nitrogen, NO2/NO3 unpres	Analytical Method: EPA 353.2 Pace Analytical Services - Indianapolis							
Nitrogen, Nitrate	**0.57**	mg/L	0.10	1		11/04/21 17:51	14797-55-8	
Nitrogen, Nitrite	ND	mg/L	0.10	1		11/04/21 17:51	14797-65-0	
365.1 Total Phosphorus	Analytical Method: EPA 365.1 Preparation Method: EPA 365.1 Pace Analytical Services - Indianapolis							
Phosphate as P04	ND	mg/L	0.15	1	11/13/21 05:00	11/17/21 13:31		
5310C TOC	Analytical Method: SM 5310C Pace Analytical Services - Indianapolis							
Total Organic Carbon	ND	mg/L	1.0	1		11/15/21 15:59	7440-44-0	
5310C Dissolved Organic Carbon	Analytical Method: SM 5310C Pace Analytical Services - Indianapolis							
Dissolved Organic Carbon	ND	mg/L	1.0	1		11/17/21 07:00		

REPORT OF LABORATORY ANALYSIS

This report shall not be reproduced, except in full,
without the written consent of Pace Analytical Services, LLC.

Pace Analytical Services, LLC
7726 Moller Road
Indianapolis, IN 46268
(317)228-3100

ANALYTICAL RESULTS

Project: Harding St Profile 1 Report 2
Pace Project No.: 50302028

Sample: MW-106I **Lab ID: 50302028006** Collected: 11/03/21 11:51 Received: 11/04/21 14:50 Matrix: Water

Parameters	Results	Units	Report Limit	DF	Prepared	Analyzed	CAS No.	Qual
9056 IC Anions	Analytical Method: EPA 9056							
	Pace Analytical Services - Indianapolis							
Chloride	**258**	mg/L	25.0	100		11/10/21 01:34	16887-00-6	
Fluoride	**0.30**	mg/L	0.10	1		11/10/21 01:18	16984-48-8	
Sulfate	**691**	mg/L	25.0	100		11/10/21 01:34	14808-79-8	
6010 MET ICP	Analytical Method: EPA 6010 Preparation Method: EPA 3010							
	Pace Analytical Services - Indianapolis							
Aluminum	**291**	ug/L	200	1	11/15/21 13:34	11/16/21 12:49	7429-90-5	
Barium	**68.6**	ug/L	10.0	1	11/15/21 13:34	11/16/21 12:49	7440-39-3	
Boron	**12900**	ug/L	100	1	11/15/21 13:34	11/16/21 12:49	7440-42-8	
Cadmium	ND	ug/L	2.0	1	11/15/21 13:34	11/16/21 12:49	7440-43-9	
Calcium	**253000**	ug/L	2000	2	11/15/21 13:34	11/16/21 14:18	7440-70-2	
Chromium	ND	ug/L	10.0	1	11/15/21 13:34	11/16/21 12:49	7440-47-3	
Iron	**7240**	ug/L	100	1	11/15/21 13:34	11/16/21 12:49	7439-89-6	
Lead	ND	ug/L	10.0	1	11/15/21 13:34	11/16/21 12:49	7439-92-1	
Lithium	**98.3**	ug/L	20.0	1	11/15/21 13:34	11/16/21 12:49	7439-93-2	
Magnesium	**55100**	ug/L	1000	1	11/15/21 13:34	11/16/21 12:49	7439-95-4	
Manganese	**500**	ug/L	10.0	1	11/15/21 13:34	11/16/21 12:49	7439-96-5	
Molybdenum	**292**	ug/L	10.0	1	11/15/21 13:34	11/16/21 12:49	7439-98-7	
Potassium	**15100**	ug/L	1000	1	11/15/21 13:34	11/16/21 12:49	7440-09-7	
Silica	**15600**	ug/L	450	1	11/15/21 13:34	11/16/21 12:49	7631-86-9	N2
Sodium	**212000**	ug/L	2000	2	11/15/21 13:34	11/16/21 14:18	7440-23-5	
6010 MET ICP, Dissolved	Analytical Method: EPA 6010 Preparation Method: EPA 3010							
	Pace Analytical Services - Indianapolis							
Manganese, Dissolved	**484**	ug/L	10.0	1	11/15/21 13:48	11/16/21 03:37	7439-96-5	
Molybdenum, Dissolved	**298**	ug/L	10.0	1	11/15/21 13:48	11/16/21 03:37	7439-98-7	
6020 MET ICPMS	Analytical Method: EPA 6020 Preparation Method: EPA 200.2							
	Pace Analytical Services - Indianapolis							
Antimony	ND	ug/L	1.0	1	11/05/21 08:44	11/09/21 14:19	7440-36-0	
Arsenic	**92.6**	ug/L	1.0	1	11/05/21 08:44	11/09/21 14:19	7440-38-2	
Cobalt	ND	ug/L	1.0	1	11/05/21 08:44	11/09/21 14:19	7440-48-4	
Selenium	ND	ug/L	1.0	1	11/05/21 08:44	11/09/21 14:19	7782-49-2	
2320B Alkalinity	Analytical Method: SM 2320B							
	Pace Analytical Services - Indianapolis							
Alkalinity, Total as CaCO3	**236**	mg/L	2.0	1		11/11/21 12:43		
Alkalinity,Bicarbonate (CaCO3)	**236**	mg/L	2.0	1		11/11/21 12:43		
Alkalinity,Carbonate (CaCO3)	ND	mg/L	2.0	1		11/11/21 12:43		
2540C Total Dissolved Solids	Analytical Method: SM 2540C							
	Pace Analytical Services - Indianapolis							
Total Dissolved Solids	**1680**	mg/L	20.0	1		11/09/21 09:31		

REPORT OF LABORATORY ANALYSIS

This report shall not be reproduced, except in full,
without the written consent of Pace Analytical Services, LLC.

Pace Analytical Services, LLC
7726 Moller Road
Indianapolis, IN 46268
(317)228-3100

ANALYTICAL RESULTS

Project: Harding St Profile 1 Report 2
Pace Project No.: 50302028

Sample: MW-106I **Lab ID: 50302028006** Collected: 11/03/21 11:51 Received: 11/04/21 14:50 Matrix: Water

Parameters	Results	Units	Report Limit	DF	Prepared	Analyzed	CAS No.	Qual
4500H+ pH, Electrometric	Analytical Method: SM 4500-H+B Pace Analytical Services - Indianapolis							
pH at 25 Degrees C	**7.2**	Std. Units	0.10	1		11/09/21 15:23		H3
4500S2D Sulfide Water	Analytical Method: SM 4500-S2-D Pace Analytical Services - Indianapolis							
Sulfide	ND	mg/L	0.10	1		11/05/21 16:39	18496-25-8	
353.2 Nitrogen, NO2/NO3 unpres	Analytical Method: EPA 353.2 Pace Analytical Services - Indianapolis							
Nitrogen, Nitrate	ND	mg/L	0.10	1		11/04/21 17:36	14797-55-8	
Nitrogen, Nitrite	ND	mg/L	0.10	1		11/04/21 17:36	14797-65-0	
365.1 Total Phosphorus	Analytical Method: EPA 365.1 Preparation Method: EPA 365.1 Pace Analytical Services - Indianapolis							
Phosphate as P04	**0.81**	mg/L	0.15	1	11/13/21 05:00	11/17/21 13:32		
5310C TOC	Analytical Method: SM 5310C Pace Analytical Services - Indianapolis							
Total Organic Carbon	**1.8**	mg/L	1.0	1		11/15/21 16:31	7440-44-0	
5310C Dissolved Organic Carbon	Analytical Method: SM 5310C Pace Analytical Services - Indianapolis							
Dissolved Organic Carbon	**1.9**	mg/L	1.0	1		11/17/21 07:20		

REPORT OF LABORATORY ANALYSIS

This report shall not be reproduced, except in full,
without the written consent of Pace Analytical Services, LLC.

Pace Analytical Services, LLC
7726 Moller Road
Indianapolis, IN 46268
(317)228-3100

ANALYTICAL RESULTS

Project: Harding St Profile 1 Report 2
Pace Project No.: 50302028

Sample: MW-106D **Lab ID: 50302028007** Collected: 11/03/21 10:12 Received: 11/04/21 14:50 Matrix: Water

Parameters	Results	Units	Report Limit	DF	Prepared	Analyzed	CAS No.	Qual
9056 IC Anions	Analytical Method: EPA 9056							
	Pace Analytical Services - Indianapolis							
Chloride	**283**	mg/L	25.0	100		11/10/21 02:07	16887-00-6	
Fluoride	**0.24**	mg/L	0.10	1		11/10/21 01:50	16984-48-8	
Sulfate	**723**	mg/L	25.0	100		11/10/21 02:07	14808-79-8	
6010 MET ICP	Analytical Method: EPA 6010 Preparation Method: EPA 3010							
	Pace Analytical Services - Indianapolis							
Aluminum	ND	ug/L	200	1	11/15/21 13:34	11/16/21 12:56	7429-90-5	
Barium	**32.5**	ug/L	10.0	1	11/15/21 13:34	11/16/21 12:56	7440-39-3	
Boron	**14700**	ug/L	100	1	11/15/21 13:34	11/16/21 12:56	7440-42-8	
Cadmium	ND	ug/L	2.0	1	11/15/21 13:34	11/16/21 12:56	7440-43-9	
Calcium	**271000**	ug/L	2000	2	11/15/21 13:34	11/16/21 14:20	7440-70-2	
Chromium	ND	ug/L	10.0	1	11/15/21 13:34	11/16/21 12:56	7440-47-3	
Iron	**3860**	ug/L	100	1	11/15/21 13:34	11/16/21 12:56	7439-89-6	
Lead	ND	ug/L	10.0	1	11/15/21 13:34	11/16/21 12:56	7439-92-1	
Lithium	**121**	ug/L	20.0	1	11/15/21 13:34	11/16/21 12:56	7439-93-2	
Magnesium	**54100**	ug/L	1000	1	11/15/21 13:34	11/16/21 12:56	7439-95-4	
Manganese	**272**	ug/L	10.0	1	11/15/21 13:34	11/16/21 12:56	7439-96-5	
Molybdenum	**262**	ug/L	10.0	1	11/15/21 13:34	11/16/21 12:56	7439-98-7	
Potassium	**14800**	ug/L	1000	1	11/15/21 13:34	11/16/21 12:56	7440-09-7	
Silica	**14600**	ug/L	450	1	11/15/21 13:34	11/16/21 12:56	7631-86-9	N2
Sodium	**218000**	ug/L	2000	2	11/15/21 13:34	11/16/21 14:20	7440-23-5	
6010 MET ICP, Dissolved	Analytical Method: EPA 6010 Preparation Method: EPA 3010							
	Pace Analytical Services - Indianapolis							
Manganese, Dissolved	**260**	ug/L	10.0	1	11/15/21 13:48	11/16/21 03:39	7439-96-5	
Molybdenum, Dissolved	**270**	ug/L	10.0	1	11/15/21 13:48	11/16/21 03:39	7439-98-7	
6020 MET ICPMS	Analytical Method: EPA 6020 Preparation Method: EPA 200.2							
	Pace Analytical Services - Indianapolis							
Antimony	ND	ug/L	1.0	1	11/05/21 08:44	11/09/21 14:23	7440-36-0	
Arsenic	**227**	ug/L	2.0	2	11/05/21 08:44	11/09/21 22:23	7440-38-2	
Cobalt	ND	ug/L	1.0	1	11/05/21 08:44	11/09/21 14:23	7440-48-4	
Selenium	ND	ug/L	1.0	1	11/05/21 08:44	11/09/21 14:23	7782-49-2	
2320B Alkalinity	Analytical Method: SM 2320B							
	Pace Analytical Services - Indianapolis							
Alkalinity, Total as CaCO3	**214**	mg/L	2.0	1		11/11/21 12:43		
Alkalinity,Bicarbonate (CaCO3)	**214**	mg/L	2.0	1		11/11/21 12:43		
Alkalinity,Carbonate (CaCO3)	ND	mg/L	2.0	1		11/11/21 12:43		
2540C Total Dissolved Solids	Analytical Method: SM 2540C							
	Pace Analytical Services - Indianapolis							
Total Dissolved Solids	**1790**	mg/L	40.0	1		11/09/21 09:32		

REPORT OF LABORATORY ANALYSIS

This report shall not be reproduced, except in full,
without the written consent of Pace Analytical Services, LLC.

Pace Analytical Services, LLC
7726 Moller Road
Indianapolis, IN 46268
(317)228-3100

ANALYTICAL RESULTS

Project: Harding St Profile 1 Report 2
Pace Project No.: 50302028

Sample: MW-106D **Lab ID: 50302028007** Collected: 11/03/21 10:12 Received: 11/04/21 14:50 Matrix: Water

Parameters	Results	Units	Report Limit	DF	Prepared	Analyzed	CAS No.	Qual
4500H+ pH, Electrometric	Analytical Method: SM 4500-H+B Pace Analytical Services - Indianapolis							
pH at 25 Degrees C	**7.3**	Std. Units	0.10	1		11/09/21 15:06		H3
4500S2D Sulfide Water	Analytical Method: SM 4500-S2-D Pace Analytical Services - Indianapolis							
Sulfide	ND	mg/L	0.10	1		11/05/21 16:39	18496-25-8	
353.2 Nitrogen, NO2/NO3 unpres	Analytical Method: EPA 353.2 Pace Analytical Services - Indianapolis							
Nitrogen, Nitrate	**0.13**	mg/L	0.10	1		11/04/21 17:20	14797-55-8	
Nitrogen, Nitrite	ND	mg/L	0.10	1		11/04/21 17:20	14797-65-0	
365.1 Total Phosphorus	Analytical Method: EPA 365.1 Preparation Method: EPA 365.1 Pace Analytical Services - Indianapolis							
Phosphate as P04	**0.78**	mg/L	0.15	1	11/13/21 05:00	11/17/21 13:32		
5310C TOC	Analytical Method: SM 5310C Pace Analytical Services - Indianapolis							
Total Organic Carbon	**1.8**	mg/L	1.0	1		11/15/21 16:44	7440-44-0	
5310C Dissolved Organic Carbon	Analytical Method: SM 5310C Pace Analytical Services - Indianapolis							
Dissolved Organic Carbon	**2.8**	mg/L	1.0	1		11/17/21 07:41		

REPORT OF LABORATORY ANALYSIS

This report shall not be reproduced, except in full,
without the written consent of Pace Analytical Services, LLC.

Pace Analytical Services, LLC
7726 Moller Road
Indianapolis, IN 46268
(317)228-3100

QUALITY CONTROL DATA

Project: Harding St Profile 1 Report 2
Pace Project No.: 50302028

QC Batch: 649284
QC Batch Method: EPA 9056
Analysis Method: EPA 9056
Analysis Description: 9056 IC Anions
Laboratory: Pace Analytical Services - Indianapolis
Associated Lab Samples: 50302028001, 50302028002, 50302028005, 50302028006, 50302028007

METHOD BLANK: 2991727 Matrix: Water
Associated Lab Samples: 50302028001, 50302028002, 50302028005, 50302028006, 50302028007

Parameter	Units	Blank Result	Reporting Limit	Analyzed	Qualifiers
Chloride	mg/L	ND	0.25	11/10/21 16:37	
Fluoride	mg/L	ND	0.10	11/10/21 16:37	
Sulfate	mg/L	ND	0.25	11/10/21 16:37	

LABORATORY CONTROL SAMPLE: 2991728

Parameter	Units	Spike Conc.	LCS Result	LCS % Rec	% Rec Limits	Qualifiers
Chloride	mg/L	1.2	1.1	91	80-120	
Fluoride	mg/L	0.5	0.44	88	80-120	
Sulfate	mg/L	2.5	2.3	93	80-120	

MATRIX SPIKE & MATRIX SPIKE DUPLICATE: 2991729 2991730

Parameter	Units	50302027005 Result	MS Spike Conc.	MSD Spike Conc.	MS Result	MSD Result	MS % Rec	MSD % Rec	% Rec Limits	RPD	Max RPD	Qual
Chloride	mg/L	27.0	12.5	12.5	38.4	38.3	91	90	80-120	0	15	
Fluoride	mg/L	ND	0.5	0.5	0.52	0.52	84	85	80-120	1	15	
Sulfate	mg/L	61.5	25	25	86.3	86.0	99	98	80-120	0	15	

MATRIX SPIKE & MATRIX SPIKE DUPLICATE: 2991731 2991732

Parameter	Units	50302028002 Result	MS Spike Conc.	MSD Spike Conc.	MS Result	MSD Result	MS % Rec	MSD % Rec	% Rec Limits	RPD	Max RPD	Qual
Chloride	mg/L	147	125	125	260	261	90	91	80-120	0	15	
Fluoride	mg/L	0.18	0.5	0.5	0.60	0.61	86	86	80-120	0	15	
Sulfate	mg/L	25.0	25	25	47.0	47.7	88	91	80-120	1	15	

MATRIX SPIKE & MATRIX SPIKE DUPLICATE: 2991733 2991734

Parameter	Units	50302077001 Result	MS Spike Conc.	MSD Spike Conc.	MS Result	MSD Result	MS % Rec	MSD % Rec	% Rec Limits	RPD	Max RPD	Qual
Chloride	mg/L	33.7	12.5	12.5	45.1	45.0	91	90	80-120	0	15	
Fluoride	mg/L	0.50	0.5	0.5	0.94	0.94	87	87	80-120	0	15	
Sulfate	mg/L	25.8	25	25	49.7	50.2	95	98	80-120	1	15	

Results presented on this page are in the units indicated by the "Units" column except where an alternate unit is presented to the right of the result.

REPORT OF LABORATORY ANALYSIS

This report shall not be reproduced, except in full,
without the written consent of Pace Analytical Services, LLC.

Pace Analytical Services, LLC
7726 Moller Road
Indianapolis, IN 46268
(317)228-3100

QUALITY CONTROL DATA

Project: Harding St Profile 1 Report 2
Pace Project No.: 50302028

QC Batch: 649047
QC Batch Method: EPA 3010
Analysis Method: EPA 6010
Analysis Description: 6010 MET
Laboratory: Pace Analytical Services - Indianapolis
Associated Lab Samples: 50302028001, 50302028002, 50302028005, 50302028006, 50302028007

METHOD BLANK: 2990952 Matrix: Water
Associated Lab Samples: 50302028001, 50302028002, 50302028005, 50302028006, 50302028007

Parameter	Units	Blank Result	Reporting Limit	Analyzed	Qualifiers
Aluminum	ug/L	ND	200	11/16/21 12:10	
Barium	ug/L	ND	10.0	11/16/21 12:10	
Boron	ug/L	ND	100	11/16/21 12:10	
Cadmium	ug/L	ND	2.0	11/16/21 12:10	
Calcium	ug/L	ND	1000	11/16/21 12:10	
Chromium	ug/L	ND	10.0	11/16/21 12:10	
Iron	ug/L	ND	100	11/16/21 12:10	
Lead	ug/L	ND	10.0	11/16/21 12:10	
Lithium	ug/L	ND	20.0	11/16/21 12:10	
Magnesium	ug/L	ND	1000	11/16/21 12:10	
Manganese	ug/L	ND	10.0	11/16/21 12:10	
Molybdenum	ug/L	ND	10.0	11/16/21 12:10	
Potassium	ug/L	ND	1000	11/16/21 12:10	
Silica	ug/L	ND	450	11/16/21 12:10	N2
Sodium	ug/L	ND	1000	11/16/21 12:10	

LABORATORY CONTROL SAMPLE: 2990953

Parameter	Units	Spike Conc.	LCS Result	LCS % Rec	% Rec Limits	Qualifiers
Aluminum	ug/L	5000	4590	92	80-120	
Barium	ug/L	1000	966	97	80-120	
Boron	ug/L	1000	980	98	80-120	
Cadmium	ug/L	1000	935	93	80-120	
Calcium	ug/L	5000	5040	101	80-120	
Chromium	ug/L	1000	979	98	80-120	
Iron	ug/L	2500	2440	98	80-120	
Lead	ug/L	1000	931	93	80-120	
Lithium	ug/L	1000	1020	102	80-120	
Magnesium	ug/L	5000	4800	96	80-120	
Manganese	ug/L	1000	985	98	80-120	
Molybdenum	ug/L	1000	965	97	80-120	
Potassium	ug/L	5000	5020	100	80-120	
Silica	ug/L	5350	5350	100		N2
Sodium	ug/L	5000	4900	98	80-120	

Results presented on this page are in the units indicated by the "Units" column except where an alternate unit is presented to the right of the result.

REPORT OF LABORATORY ANALYSIS

This report shall not be reproduced, except in full,
without the written consent of Pace Analytical Services, LLC.

Pace Analytical Services, LLC
7726 Moller Road
Indianapolis, IN 46268
(317)228-3100

QUALITY CONTROL DATA

Project: Harding St Profile 1 Report 2
Pace Project No.: 50302028

MATRIX SPIKE & MATRIX SPIKE DUPLICATE: 2990954 2990955

Parameter	Units	50302027005 Result	MS Spike Conc.	MSD Spike Conc.	MS Result	MSD Result	MS % Rec	MSD % Rec	% Rec Limits	RPD	Max RPD	Qual
Aluminum	ug/L	ND	5000	5000	4640	4650	93	93	75-125	0	20	
Barium	ug/L	69.2	1000	1000	1010	1010	94	94	75-125	0	20	
Boron	ug/L	127	1000	1000	1120	1130	99	100	75-125	1	20	
Cadmium	ug/L	ND	1000	1000	927	930	93	93	75-125	0	20	
Calcium	ug/L	106000	5000	5000	108000	107000	46	18	75-125	1	20	P6
Chromium	ug/L	ND	1000	1000	947	954	95	95	75-125	1	20	
Iron	ug/L	1230	2500	2500	3550	3550	93	93	75-125	0	20	
Lead	ug/L	ND	1000	1000	886	893	89	89	75-125	1	20	
Lithium	ug/L	ND	1000	1000	1010	1010	100	101	75-125	0	20	
Magnesium	ug/L	30700	5000	5000	34600	34200	78	71	75-125	1	20	P6
Manganese	ug/L	118	1000	1000	1060	1070	95	96	75-125	1	20	
Molybdenum	ug/L	ND	1000	1000	955	962	95	96	75-125	1	20	
Potassium	ug/L	2050	5000	5000	6940	7010	98	99	75-125	1	20	
Silica	ug/L	12300	5350	5350	17200	17000	93	88		2		N2
Sodium	ug/L	19500	5000	5000	23800	23500	85	79	75-125	1	20	

MATRIX SPIKE & MATRIX SPIKE DUPLICATE: 2990956 2990957

Parameter	Units	50302028002 Result	MS Spike Conc.	MSD Spike Conc.	MS Result	MSD Result	MS % Rec	MSD % Rec	% Rec Limits	RPD	Max RPD	Qual
Aluminum	ug/L	ND	5000	5000	4620	4720	92	94	75-125	2	20	
Barium	ug/L	221	1000	1000	1150	1160	93	94	75-125	1	20	
Boron	ug/L	263	1000	1000	1260	1280	99	101	75-125	2	20	
Cadmium	ug/L	ND	1000	1000	919	931	92	93	75-125	1	20	
Calcium	ug/L	96600	5000	5000	100000	102000	77	113	75-125	2	20	
Chromium	ug/L	ND	1000	1000	946	958	94	96	75-125	1	20	
Iron	ug/L	1670	2500	2500	3950	4000	91	93	75-125	1	20	
Lead	ug/L	ND	1000	1000	871	881	87	88	75-125	1	20	
Lithium	ug/L	ND	1000	1000	1000	1020	99	101	75-125	1	20	
Magnesium	ug/L	29300	5000	5000	33600	34200	86	97	75-125	2	20	
Manganese	ug/L	303	1000	1000	1240	1260	93	96	75-125	2	20	
Molybdenum	ug/L	ND	1000	1000	948	960	95	96	75-125	1	20	
Potassium	ug/L	7590	5000	5000	12400	12500	96	98	75-125	1	20	
Silica	ug/L	10900	5350	5350	15900	16100	94	98		1		N2
Sodium	ug/L	73700	5000	5000	77300	78000	72	86	75-125	1	20	P6

Results presented on this page are in the units indicated by the "Units" column except where an alternate unit is presented to the right of the result.

REPORT OF LABORATORY ANALYSIS

This report shall not be reproduced, except in full,
without the written consent of Pace Analytical Services, LLC.

Pace Analytical Services, LLC
7726 Moller Road
Indianapolis, IN 46268
(317)228-3100

QUALITY CONTROL DATA

Project: Harding St Profile 1 Report 2
Pace Project No.: 50302028

QC Batch: 649216
QC Batch Method: EPA 3010
Analysis Method: EPA 6010
Analysis Description: 6010 MET Dissolved
Laboratory: Pace Analytical Services - Indianapolis
Associated Lab Samples: 50302028001, 50302028002, 50302028005, 50302028006, 50302028007

METHOD BLANK: 2991499 Matrix: Water
Associated Lab Samples: 50302028001, 50302028002, 50302028005, 50302028006, 50302028007

Parameter	Units	Blank Result	Reporting Limit	Analyzed	Qualifiers
Manganese, Dissolved	ug/L	ND	10.0	11/16/21 02:57	
Molybdenum, Dissolved	ug/L	ND	10.0	11/16/21 02:57	

LABORATORY CONTROL SAMPLE: 2991500

Parameter	Units	Spike Conc.	LCS Result	LCS % Rec	% Rec Limits	Qualifiers
Manganese, Dissolved	ug/L	1000	821	82	80-120	
Molybdenum, Dissolved	ug/L	1000	827	83	80-120	

MATRIX SPIKE & MATRIX SPIKE DUPLICATE: 2991501 2991502

Parameter	Units	50302027005 Result	MS Spike Conc.	MSD Spike Conc.	MS Result	MSD Result	MS % Rec	MSD % Rec	% Rec Limits	RPD	Max RPD	Qual
Manganese, Dissolved	ug/L	112	1000	1000	1070	1080	96	96	75-125	0	20	
Molybdenum, Dissolved	ug/L	ND	1000	1000	998	1010	100	100	75-125	1	20	

MATRIX SPIKE & MATRIX SPIKE DUPLICATE: 2991503 2991504

Parameter	Units	50302028002 Result	MS Spike Conc.	MSD Spike Conc.	MS Result	MSD Result	MS % Rec	MSD % Rec	% Rec Limits	RPD	Max RPD	Qual
Manganese, Dissolved	ug/L	300	1000	1000	1230	1250	93	95	75-125	1	20	
Molybdenum, Dissolved	ug/L	ND	1000	1000	986	992	98	99	75-125	1	20	

Results presented on this page are in the units indicated by the "Units" column except where an alternate unit is presented to the right of the result.

REPORT OF LABORATORY ANALYSIS

This report shall not be reproduced, except in full,
without the written consent of Pace Analytical Services, LLC.

Pace Analytical Services, LLC
7726 Moller Road
Indianapolis, IN 46268
(317)228-3100

QUALITY CONTROL DATA

Project: Harding St Profile 1 Report 2
Pace Project No.: 50302028

QC Batch: 648753
QC Batch Method: EPA 200.2
Analysis Method: EPA 6020
Analysis Description: 6020 MET
Laboratory: Pace Analytical Services - Indianapolis
Associated Lab Samples: 50302028001, 50302028002, 50302028005, 50302028006, 50302028007

METHOD BLANK: 2989459 Matrix: Water
Associated Lab Samples: 50302028001, 50302028002, 50302028005, 50302028006, 50302028007

Parameter	Units	Blank Result	Reporting Limit	Analyzed	Qualifiers
Antimony	ug/L	ND	1.0	11/09/21 12:03	
Arsenic	ug/L	ND	1.0	11/09/21 12:03	
Cobalt	ug/L	ND	1.0	11/09/21 12:03	
Selenium	ug/L	ND	1.0	11/09/21 12:03	

LABORATORY CONTROL SAMPLE: 2989460

Parameter	Units	Spike Conc.	LCS Result	LCS % Rec	% Rec Limits	Qualifiers
Antimony	ug/L	40	40.8	102	80-120	
Arsenic	ug/L	40	38.0	95	80-120	
Cobalt	ug/L	40	40.0	100	80-120	
Selenium	ug/L	40	40.8	102	80-120	

MATRIX SPIKE & MATRIX SPIKE DUPLICATE: 2989461 2989462

Parameter	Units	50302013001 Result	MS Spike Conc.	MSD Spike Conc.	MS Result	MSD Result	MS % Rec	MSD % Rec	% Rec Limits	RPD	Max RPD	Qual
Antimony	ug/L	ND	40	40	42.0	41.8	105	104	75-125	0	20	
Arsenic	ug/L	4.3	40	40	41.4	41.5	93	93	75-125	0	20	
Cobalt	ug/L	ND	40	40	35.5	35.8	88	89	75-125	1	20	
Selenium	ug/L	ND	40	40	38.0	37.5	95	94	75-125	1	20	

MATRIX SPIKE & MATRIX SPIKE DUPLICATE: 2989463 2989464

Parameter	Units	50302027005 Result	MS Spike Conc.	MSD Spike Conc.	MS Result	MSD Result	MS % Rec	MSD % Rec	% Rec Limits	RPD	Max RPD	Qual
Antimony	ug/L	ND	40	40	41.7	41.1	104	103	75-125	1	20	
Arsenic	ug/L	1.2	40	40	37.8	37.9	91	92	75-125	0	20	
Cobalt	ug/L	ND	40	40	36.5	36.4	91	91	75-125	0	20	
Selenium	ug/L	ND	40	40	37.6	37.7	94	94	75-125	0	20	

Results presented on this page are in the units indicated by the "Units" column except where an alternate unit is presented to the right of the result.

REPORT OF LABORATORY ANALYSIS

This report shall not be reproduced, except in full,
without the written consent of Pace Analytical Services, LLC.

Pace Analytical Services, LLC
7726 Moller Road
Indianapolis, IN 46268
(317)228-3100

QUALITY CONTROL DATA

Project: Harding St Profile 1 Report 2
Pace Project No.: 50302028

MATRIX SPIKE & MATRIX SPIKE DUPLICATE: 2989465 2989466

Parameter	Units	50302028002 Result	MS Spike Conc.	MSD Spike Conc.	MS Result	MSD Result	MS % Rec	MSD % Rec	% Rec Limits	RPD	Max RPD	Qual
Antimony	ug/L	ND	40	40	41.7	40.9	104	102	75-125	2	20	
Arsenic	ug/L	ND	40	40	36.4	36.6	91	91	75-125	1	20	
Cobalt	ug/L	ND	40	40	36.7	36.6	91	91	75-125	0	20	
Selenium	ug/L	ND	40	40	37.3	38.4	93	96	75-125	3	20	

Results presented on this page are in the units indicated by the "Units" column except where an alternate unit is presented to the right of the result.

REPORT OF LABORATORY ANALYSIS

This report shall not be reproduced, except in full,
without the written consent of Pace Analytical Services, LLC.

Pace Analytical Services, LLC
7726 Moller Road
Indianapolis, IN 46268
(317)228-3100

QUALITY CONTROL DATA

Project: Harding St Profile 1 Report 2
Pace Project No.: 50302028

QC Batch: 649592 | Analysis Method: SM 2320B
QC Batch Method: SM 2320B | Analysis Description: 2320B Alkalinity
Laboratory: Pace Analytical Services - Indianapolis
Associated Lab Samples: 50302028001, 50302028002, 50302028005, 50302028006, 50302028007

METHOD BLANK: 2993294 Matrix: Water
Associated Lab Samples: 50302028001, 50302028002, 50302028005, 50302028006, 50302028007

Parameter	Units	Blank Result	Reporting Limit	Analyzed	Qualifiers
Alkalinity, Total as CaCO3	mg/L	ND	2.0	11/11/21 12:43	
Alkalinity,Bicarbonate (CaCO3)	mg/L	ND	2.0	11/11/21 12:43	
Alkalinity,Carbonate (CaCO3)	mg/L	ND	2.0	11/11/21 12:43	

LABORATORY CONTROL SAMPLE: 2993295

Parameter	Units	Spike Conc.	LCS Result	LCS % Rec	% Rec Limits	Qualifiers
Alkalinity, Total as CaCO3	mg/L	50	49.1	98	90-110	

SAMPLE DUPLICATE: 2993296

Parameter	Units	50302027005 Result	Dup Result	RPD	Max RPD	Qualifiers
Alkalinity, Total as CaCO3	mg/L	325	319	2	20	
Alkalinity,Bicarbonate (CaCO3)	mg/L	325	319	2	20	
Alkalinity,Carbonate (CaCO3)	mg/L	ND	ND		20	

SAMPLE DUPLICATE: 2993297

Parameter	Units	50302028002 Result	Dup Result	RPD	Max RPD	Qualifiers
Alkalinity, Total as CaCO3	mg/L	281	291	4	20	
Alkalinity,Bicarbonate (CaCO3)	mg/L	281	291	4	20	
Alkalinity,Carbonate (CaCO3)	mg/L	ND	ND		20	

Results presented on this page are in the units indicated by the "Units" column except where an alternate unit is presented to the right of the result.

REPORT OF LABORATORY ANALYSIS

This report shall not be reproduced, except in full,
without the written consent of Pace Analytical Services, LLC.

Pace Analytical Services, LLC
7726 Moller Road
Indianapolis, IN 46268
(317)228-3100

QUALITY CONTROL DATA

Project: Harding St Profile 1 Report 2
Pace Project No.: 50302028

QC Batch: 649251 | Analysis Method: SM 2540C
QC Batch Method: SM 2540C | Analysis Description: 2540C Total Dissolved Solids
Laboratory: Pace Analytical Services - Indianapolis
Associated Lab Samples: 50302028001, 50302028002, 50302028005, 50302028006, 50302028007

METHOD BLANK: 2991624 Matrix: Water
Associated Lab Samples: 50302028001, 50302028002, 50302028005, 50302028006, 50302028007

Parameter	Units	Blank Result	Reporting Limit	Analyzed	Qualifiers
Total Dissolved Solids	mg/L	ND	10.0	11/09/21 09:28	

LABORATORY CONTROL SAMPLE: 2991625

Parameter	Units	Spike Conc.	LCS Result	LCS % Rec	% Rec Limits	Qualifiers
Total Dissolved Solids	mg/L	300	280	93	80-120	

SAMPLE DUPLICATE: 2991626

Parameter	Units	50302024014 Result	Dup Result	RPD	Max RPD	Qualifiers
Total Dissolved Solids	mg/L	396	408	3	10	

SAMPLE DUPLICATE: 2991627

Parameter	Units	50302027005 Result	Dup Result	RPD	Max RPD	Qualifiers
Total Dissolved Solids	mg/L	451	452	0	10	

SAMPLE DUPLICATE: 2991628

Parameter	Units	50302028002 Result	Dup Result	RPD	Max RPD	Qualifiers
Total Dissolved Solids	mg/L	597	604	1	10	

Results presented on this page are in the units indicated by the "Units" column except where an alternate unit is presented to the right of the result.

REPORT OF LABORATORY ANALYSIS

This report shall not be reproduced, except in full,
without the written consent of Pace Analytical Services, LLC.

Pace Analytical Services, LLC
7726 Moller Road
Indianapolis, IN 46268
(317)228-3100

QUALITY CONTROL DATA

Project: Harding St Profile 1 Report 2
Pace Project No.: 50302028

QC Batch: 649381
QC Batch Method: SM 4500-H+B
Analysis Method: SM 4500-H+B
Analysis Description: 4500H+B pH
Laboratory: Pace Analytical Services - Indianapolis
Associated Lab Samples: 50302028001, 50302028002, 50302028005, 50302028006, 50302028007

SAMPLE DUPLICATE: 2992229

Parameter	Units	50302028002 Result	Dup Result	RPD	Max RPD	Qualifiers
pH at 25 Degrees C	Std. Units	7.5	7.4	1	2	H3

SAMPLE DUPLICATE: 2992230

Parameter	Units	50302027005 Result	Dup Result	RPD	Max RPD	Qualifiers
pH at 25 Degrees C	Std. Units	7.4	7.3	1	2	H3

SAMPLE DUPLICATE: 2992231

Parameter	Units	50302013001 Result	Dup Result	RPD	Max RPD	Qualifiers
pH at 25 Degrees C	Std. Units	6.7	6.8	1	2	H3

Results presented on this page are in the units indicated by the "Units" column except where an alternate unit is presented to the right of the result.

REPORT OF LABORATORY ANALYSIS

This report shall not be reproduced, except in full,
without the written consent of Pace Analytical Services, LLC.

Pace Analytical Services, LLC
7726 Moller Road
Indianapolis, IN 46268
(317)228-3100

QUALITY CONTROL DATA

Project: Harding St Profile 1 Report 2
Pace Project No.: 50302028

QC Batch: 648874 | Analysis Method: SM 4500-S2-D
QC Batch Method: SM 4500-S2-D | Analysis Description: 4500S2D Sulfide Water
Laboratory: Pace Analytical Services - Indianapolis
Associated Lab Samples: 50302028001, 50302028002, 50302028005, 50302028006, 50302028007

METHOD BLANK: 2990102 Matrix: Water
Associated Lab Samples: 50302028001, 50302028002, 50302028005, 50302028006, 50302028007

Parameter	Units	Blank Result	Reporting Limit	Analyzed	Qualifiers
Sulfide	mg/L	ND	0.10	11/05/21 16:39	

LABORATORY CONTROL SAMPLE: 2990103

Parameter	Units	Spike Conc.	LCS Result	LCS % Rec	% Rec Limits	Qualifiers
Sulfide	mg/L	0.5	0.49	98	90-110	

MATRIX SPIKE & MATRIX SPIKE DUPLICATE: 2990104 2990105

Parameter	Units	50302027005 Result	MS Spike Conc.	MSD Spike Conc.	MS Result	MSD Result	MS % Rec	MSD % Rec	% Rec Limits	RPD	Max RPD	Qual
Sulfide	mg/L	ND	0.5	0.5	0.46	0.46	92	91	90-110	1	20	

MATRIX SPIKE & MATRIX SPIKE DUPLICATE: 2990106 2990107

Parameter	Units	50302028002 Result	MS Spike Conc.	MSD Spike Conc.	MS Result	MSD Result	MS % Rec	MSD % Rec	% Rec Limits	RPD	Max RPD	Qual
Sulfide	mg/L	ND	0.5	0.5	0.29	0.28	57	54	90-110	6	20	M3

Results presented on this page are in the units indicated by the "Units" column except where an alternate unit is presented to the right of the result.

REPORT OF LABORATORY ANALYSIS

This report shall not be reproduced, except in full,
without the written consent of Pace Analytical Services, LLC.

Pace Analytical Services, LLC
7726 Moller Road
Indianapolis, IN 46268
(317)228-3100

QUALITY CONTROL DATA

Project: Harding St Profile 1 Report 2
Pace Project No.: 50302028

QC Batch: 648707
QC Batch Method: EPA 353.2
Analysis Method: EPA 353.2
Analysis Description: 353.2 Nitrate + Nitrite, Unpres.
Laboratory: Pace Analytical Services - Indianapolis
Associated Lab Samples: 50302028001, 50302028002, 50302028005, 50302028006, 50302028007

METHOD BLANK: 2989098 Matrix: Water
Associated Lab Samples: 50302028001, 50302028002, 50302028005, 50302028006, 50302028007

Parameter	Units	Blank Result	Reporting Limit	Analyzed	Qualifiers
Nitrogen, Nitrate	mg/L	ND	0.10	11/04/21 17:07	
Nitrogen, Nitrite	mg/L	ND	0.10	11/04/21 17:07	

LABORATORY CONTROL SAMPLE: 2989099

Parameter	Units	Spike Conc.	LCS Result	LCS % Rec	% Rec Limits	Qualifiers
Nitrogen, Nitrate	mg/L	1	1.0	101	90-110	
Nitrogen, Nitrite	mg/L	1	1.1	110	90-110	

MATRIX SPIKE & MATRIX SPIKE DUPLICATE: 2989100 2989101

Parameter	Units	50302028002 Result	MS Spike Conc.	MSD Spike Conc.	MS Result	MSD Result	MS % Rec	MSD % Rec	% Rec Limits	RPD	Max RPD	Qual
Nitrogen, Nitrate	mg/L	ND	1	1	0.99	0.99	99	99	90-110	0	20	
Nitrogen, Nitrite	mg/L	ND	1	1	1.1	1.1	110	110	90-110	0	20	

MATRIX SPIKE & MATRIX SPIKE DUPLICATE: 2989102 2989103

Parameter	Units	50302027005 Result	MS Spike Conc.	MSD Spike Conc.	MS Result	MSD Result	MS % Rec	MSD % Rec	% Rec Limits	RPD	Max RPD	Qual
Nitrogen, Nitrate	mg/L	ND	1	1	1.0	1.0	101	101	90-110	0	20	
Nitrogen, Nitrite	mg/L	ND	1	1	1.1	1.1	111	111	90-110	0	20	M3

Results presented on this page are in the units indicated by the "Units" column except where an alternate unit is presented to the right of the result.

REPORT OF LABORATORY ANALYSIS

This report shall not be reproduced, except in full,
without the written consent of Pace Analytical Services, LLC.

Pace Analytical Services, LLC
7726 Moller Road
Indianapolis, IN 46268
(317)228-3100

QUALITY CONTROL DATA

Project: Harding St Profile 1 Report 2
Pace Project No.: 50302028

QC Batch: 650186
QC Batch Method: EPA 365.1
Analysis Method: EPA 365.1
Analysis Description: 365.1 Total Phosphorus
Laboratory: Pace Analytical Services - Indianapolis
Associated Lab Samples: 50302028001, 50302028005, 50302028006, 50302028007

METHOD BLANK: 2996933 Matrix: Water
Associated Lab Samples: 50302028001, 50302028005, 50302028006, 50302028007

Parameter	Units	Blank Result	Reporting Limit	Analyzed	Qualifiers
Phosphate as P04	mg/L	ND	0.15	11/17/21 13:15	

LABORATORY CONTROL SAMPLE: 2996934

Parameter	Units	Spike Conc.	LCS Result	LCS % Rec	% Rec Limits	Qualifiers
Phosphate as P04	mg/L		1.6			

MATRIX SPIKE & MATRIX SPIKE DUPLICATE: 2996935 2996936

Parameter	Units	50302013001 Result	MS Spike Conc.	MSD Spike Conc.	MS Result	MSD Result	MS % Rec	MSD % Rec	% Rec Limits	RPD	Max RPD	Qual
Phosphate as P04	mg/L	0.39			1.8	1.8				3		

MATRIX SPIKE & MATRIX SPIKE DUPLICATE: 2996937 2996938

Parameter	Units	50302027005 Result	MS Spike Conc.	MSD Spike Conc.	MS Result	MSD Result	MS % Rec	MSD % Rec	% Rec Limits	RPD	Max RPD	Qual
Phosphate as P04	mg/L	ND			1.6	1.5				4		

Results presented on this page are in the units indicated by the "Units" column except where an alternate unit is presented to the right of the result.

REPORT OF LABORATORY ANALYSIS

This report shall not be reproduced, except in full,
without the written consent of Pace Analytical Services, LLC.

Pace Analytical Services, LLC
7726 Moller Road
Indianapolis, IN 46268
(317)228-3100

QUALITY CONTROL DATA

Project: Harding St Profile 1 Report 2
Pace Project No.: 50302028

QC Batch: 650188
QC Batch Method: EPA 365.1
Analysis Method: EPA 365.1
Analysis Description: 365.1 Total Phosphorus
Laboratory: Pace Analytical Services - Indianapolis
Associated Lab Samples: 50302028002

METHOD BLANK: 2996941 Matrix: Water
Associated Lab Samples: 50302028002

Parameter	Units	Blank Result	Reporting Limit	Analyzed	Qualifiers
Phosphate as P04	mg/L	ND	0.15	11/17/21 14:00	

LABORATORY CONTROL SAMPLE: 2996942

Parameter	Units	Spike Conc.	LCS Result	LCS % Rec	% Rec Limits	Qualifiers
Phosphate as P04	mg/L		1.5			

MATRIX SPIKE & MATRIX SPIKE DUPLICATE: 2996943 2996944

Parameter	Units	50302028002 Result	MS Spike Conc.	MSD Spike Conc.	MS Result	MSD Result	MS % Rec	MSD % Rec	% Rec Limits	RPD	Max RPD	Qual
Phosphate as P04	mg/L	ND			1.5	1.5				3		

Results presented on this page are in the units indicated by the "Units" column except where an alternate unit is presented to the right of the result.

REPORT OF LABORATORY ANALYSIS

This report shall not be reproduced, except in full,
without the written consent of Pace Analytical Services, LLC.

Pace Analytical Services, LLC
7726 Moller Road
Indianapolis, IN 46268
(317)228-3100

QUALITY CONTROL DATA

Project: Harding St Profile 1 Report 2
Pace Project No.: 50302028

QC Batch: 650494 — Analysis Method: SM 5310C
QC Batch Method: SM 5310C — Analysis Description: 5310C Total Organic Carbon
Laboratory: Pace Analytical Services - Indianapolis
Associated Lab Samples: 50302028001, 50302028002, 50302028005, 50302028006, 50302028007

METHOD BLANK: 2998195 — Matrix: Water
Associated Lab Samples: 50302028001, 50302028002, 50302028005, 50302028006, 50302028007

Parameter	Units	Blank Result	Reporting Limit	Analyzed	Qualifiers
Total Organic Carbon	mg/L	ND	1.0	11/15/21 14:13	

LABORATORY CONTROL SAMPLE: 2998196

Parameter	Units	Spike Conc.	LCS Result	LCS % Rec	% Rec Limits	Qualifiers
Total Organic Carbon	mg/L	10	10.4	104	90-110	

MATRIX SPIKE & MATRIX SPIKE DUPLICATE: 2998197 2998198

Parameter	Units	50302027005 Result	MS Spike Conc.	MSD Spike Conc.	MS Result	MSD Result	MS % Rec	MSD % Rec	% Rec Limits	RPD	Max RPD	Qual
Total Organic Carbon	mg/L	ND	10	10	10.4	10.4	100	100	80-120	0	20	

MATRIX SPIKE & MATRIX SPIKE DUPLICATE: 2998199 2998200

Parameter	Units	50302028002 Result	MS Spike Conc.	MSD Spike Conc.	MS Result	MSD Result	MS % Rec	MSD % Rec	% Rec Limits	RPD	Max RPD	Qual
Total Organic Carbon	mg/L	3.5	10	10	13.6	14.0	102	105	80-120	3	20	

MATRIX SPIKE & MATRIX SPIKE DUPLICATE: 2998201 2998202

Parameter	Units	50302077001 Result	MS Spike Conc.	MSD Spike Conc.	MS Result	MSD Result	MS % Rec	MSD % Rec	% Rec Limits	RPD	Max RPD	Qual
Total Organic Carbon	mg/L	0.90	10	10	11.2	11.0	103	101	80-120	2	20	

Results presented on this page are in the units indicated by the "Units" column except where an alternate unit is presented to the right of the result.

REPORT OF LABORATORY ANALYSIS

This report shall not be reproduced, except in full,
without the written consent of Pace Analytical Services, LLC.

Pace Analytical Services, LLC
7726 Moller Road
Indianapolis, IN 46268
(317)228-3100

QUALITY CONTROL DATA

Project: Harding St Profile 1 Report 2
Pace Project No.: 50302028

QC Batch: 650522 | Analysis Method: SM 5310C
QC Batch Method: SM 5310C | Analysis Description: 5310C Dissolved Organic Carbon
Laboratory: Pace Analytical Services - Indianapolis
Associated Lab Samples: 50302028001, 50302028002, 50302028005, 50302028006, 50302028007

METHOD BLANK: 2998294 Matrix: Water
Associated Lab Samples: 50302028001, 50302028002, 50302028005, 50302028006, 50302028007

Parameter	Units	Blank Result	Reporting Limit	Analyzed	Qualifiers
Dissolved Organic Carbon	mg/L	ND	1.0	11/16/21 22:54	

LABORATORY CONTROL SAMPLE: 2998295

Parameter	Units	Spike Conc.	LCS Result	LCS % Rec	% Rec Limits	Qualifiers
Dissolved Organic Carbon	mg/L	10	9.6	96	90-110	

MATRIX SPIKE & MATRIX SPIKE DUPLICATE: 2998296 2998297

Parameter	Units	50302013001 Result	MS Spike Conc.	MSD Spike Conc.	MS Result	MSD Result	MS % Rec	MSD % Rec	% Rec Limits	RPD	Max RPD	Qual
Dissolved Organic Carbon	mg/L	2.1	10	10	12.0	11.8	99	96	80-120	2	20	

MATRIX SPIKE & MATRIX SPIKE DUPLICATE: 2998298 2998299

Parameter	Units	50302027005 Result	MS Spike Conc.	MSD Spike Conc.	MS Result	MSD Result	MS % Rec	MSD % Rec	% Rec Limits	RPD	Max RPD	Qual
Dissolved Organic Carbon	mg/L	ND	10	10	10.6	10.5	99	98	80-120	1	20	

MATRIX SPIKE & MATRIX SPIKE DUPLICATE: 2998301 2998302

Parameter	Units	50302028002 Result	MS Spike Conc.	MSD Spike Conc.	MS Result	MSD Result	MS % Rec	MSD % Rec	% Rec Limits	RPD	Max RPD	Qual
Dissolved Organic Carbon	mg/L	3.5	10	10	13.2	13.1	97	96	80-120	1	20	

Results presented on this page are in the units indicated by the "Units" column except where an alternate unit is presented to the right of the result.

REPORT OF LABORATORY ANALYSIS

This report shall not be reproduced, except in full,
without the written consent of Pace Analytical Services, LLC.

Pace Analytical Services, LLC
7726 Moller Road
Indianapolis, IN 46268
(317)228-3100

ANALYTICAL RESULTS - RADIOCHEMISTRY

Project: Harding St Profile 1 Report 2
Pace Project No.: 50302028

Sample: MW-103S **Lab ID: 50302028001** Collected: 11/03/21 09:45 Received: 11/04/21 14:50 Matrix: Water
PWS: Site ID: Sample Type:

Parameters	Method	Act ± Unc (MDC) Carr Trac	Units	Analyzed	CAS No.	Qual
	Pace Analytical Services - Greensburg					
Radium-226	EPA 903.1	**0.0114 ± 0.367 (0.737) C:NA T:99%**	pCi/L	12/06/21 15:55	13982-63-3	
	Pace Analytical Services - Greensburg					
Radium-228	EPA 904.0	**1.12 ± 0.546 (0.964) C:74% T:74%**	pCi/L	12/06/21 11:43	15262-20-1	
	Pace Analytical Services - Greensburg					
Total Radium	Total Radium Calculation	**1.13 ± 0.913 (1.70)**	pCi/L	12/08/21 13:17	7440-14-4	

This report shall not be reproduced, except in full,
without the written consent of Pace Analytical Services, LLC.

Pace Analytical Services, LLC
7726 Moller Road
Indianapolis, IN 46268
(317)228-3100

ANALYTICAL RESULTS - RADIOCHEMISTRY

Project: Harding St Profile 1 Report 2
Pace Project No.: 50302028

Sample: MW-103I **Lab ID: 50302028002** Collected: 11/03/21 11:00 Received: 11/04/21 14:50 Matrix: Water
PWS: Site ID: Sample Type:

Parameters	Method	Act ± Unc (MDC) Carr Trac	Units	Analyzed	CAS No.	Qual
	Pace Analytical Services - Greensburg					
Radium-226	EPA 903.1	**1.20 ± 0.536 (0.547) C:NA T:93%**	pCi/L	12/06/21 15:55	13982-63-3	
	Pace Analytical Services - Greensburg					
Radium-228	EPA 904.0	**0.935 ± 0.488 (0.874) C:73% T:76%**	pCi/L	12/06/21 11:43	15262-20-1	
	Pace Analytical Services - Greensburg					
Total Radium	Total Radium Calculation	**2.14 ± 1.02 (1.42)**	pCi/L	12/08/21 13:17	7440-14-4	

This report shall not be reproduced, except in full,
without the written consent of Pace Analytical Services, LLC.

Pace Analytical Services, LLC
7726 Moller Road
Indianapolis, IN 46268
(317)228-3100

ANALYTICAL RESULTS - RADIOCHEMISTRY

Project: Harding St Profile 1 Report 2
Pace Project No.: 50302028

Sample: MW-103I MS **Lab ID: 50302028003** Collected: 11/03/21 11:00 Received: 11/04/21 14:50 Matrix: Water
PWS: Site ID: Sample Type:

Parameters	Method	Act ± Unc (MDC) Carr Trac	Units	Analyzed	CAS No.	Qual
	Pace Analytical Services - Greensburg					
Radium-226	EPA 903.1	**99.20 %REC ± NA (NA) C:NA T:NA%**	pCi/L	12/06/21 16:11	13982-63-3	
	Pace Analytical Services - Greensburg					
Radium-228	EPA 904.0	**118.12 %REC ± NA (NA) C:NA T:NA**	pCi/L	12/06/21 11:43	15262-20-1	

REPORT OF LABORATORY ANALYSIS

This report shall not be reproduced, except in full,
without the written consent of Pace Analytical Services, LLC.

Pace Analytical Services, LLC
7726 Moller Road
Indianapolis, IN 46268
(317)228-3100

ANALYTICAL RESULTS - RADIOCHEMISTRY

Project: Harding St Profile 1 Report 2
Pace Project No.: 50302028

Sample: MW-103I MSD **Lab ID: 50302028004** Collected: 11/03/21 11:00 Received: 11/04/21 14:50 Matrix: Water
PWS: Site ID: Sample Type:

Parameters	Method	Act ± Unc (MDC) Carr Trac	Units	Analyzed	CAS No.	Qual
	Pace Analytical Services - Greensburg					
Radium-226	EPA 903.1	**76.26 %REC 26.15 RPD ± NA (NA) C:NA T:NA%**	pCi/L	12/06/21 16:11	13982-63-3	
	Pace Analytical Services - Greensburg					
Radium-228	EPA 904.0	**103.57 %REC 13.13 RPD ± NA (NA) C:NA T:NA**	pCi/L	12/06/21 11:43	15262-20-1	

This report shall not be reproduced, except in full,
without the written consent of Pace Analytical Services, LLC.

Pace Analytical Services, LLC
7726 Moller Road
Indianapolis, IN 46268
(317)228-3100

ANALYTICAL RESULTS - RADIOCHEMISTRY

Project: Harding St Profile 1 Report 2
Pace Project No.: 50302028

Sample: MW-106S **Lab ID: 50302028005** Collected: 11/03/21 13:46 Received: 11/04/21 14:50 Matrix: Water
PWS: Site ID: Sample Type:

Parameters	Method	Act ± Unc (MDC) Carr Trac	Units	Analyzed	CAS No.	Qual
	Pace Analytical Services - Greensburg					
Radium-226	EPA 903.1	**0.337 ± 0.301 (0.386) C:NA T:98%**	pCi/L	12/06/21 16:11	13982-63-3	
	Pace Analytical Services - Greensburg					
Radium-228	EPA 904.0	**0.415 ± 0.488 (1.04) C:67% T:84%**	pCi/L	12/06/21 11:37	15262-20-1	
	Pace Analytical Services - Greensburg					
Total Radium	Total Radium Calculation	**0.752 ± 0.789 (1.43)**	pCi/L	12/08/21 13:17	7440-14-4	

This report shall not be reproduced, except in full,
without the written consent of Pace Analytical Services, LLC.

Pace Analytical Services, LLC
7726 Moller Road
Indianapolis, IN 46268
(317)228-3100

ANALYTICAL RESULTS - RADIOCHEMISTRY

Project: Harding St Profile 1 Report 2
Pace Project No.: 50302028

Sample: MW-106I **Lab ID: 50302028006** Collected: 11/03/21 11:51 Received: 11/04/21 14:50 Matrix: Water
PWS: Site ID: Sample Type:

Parameters	Method	Act ± Unc (MDC) Carr Trac	Units	Analyzed	CAS No.	Qual
	Pace Analytical Services - Greensburg					
Radium-226	EPA 903.1	**0.191 ± 0.370 (0.646) C:NA T:95%**	pCi/L	12/06/21 16:11	13982-63-3	
	Pace Analytical Services - Greensburg					
Radium-228	EPA 904.0	**0.890 ± 0.515 (0.979) C:75% T:83%**	pCi/L	12/06/21 11:37	15262-20-1	
	Pace Analytical Services - Greensburg					
Total Radium	Total Radium Calculation	**1.08 ± 0.885 (1.63)**	pCi/L	12/08/21 13:17	7440-14-4	

This report shall not be reproduced, except in full,
without the written consent of Pace Analytical Services, LLC.

Pace Analytical Services, LLC
7726 Moller Road
Indianapolis, IN 46268
(317)228-3100

ANALYTICAL RESULTS - RADIOCHEMISTRY

Project: Harding St Profile 1 Report 2
Pace Project No.: 50302028

Sample: MW-106D **Lab ID: 50302028007** Collected: 11/03/21 10:12 Received: 11/04/21 14:50 Matrix: Water
PWS: Site ID: Sample Type:

Parameters	Method	Act ± Unc (MDC) Carr Trac	Units	Analyzed	CAS No.	Qual
	Pace Analytical Services - Greensburg					
Radium-226	EPA 903.1	**1.02 ± 0.725 (0.997) C:NA T:96%**	pCi/L	12/06/21 16:11	13982-63-3	
	Pace Analytical Services - Greensburg					
Radium-228	EPA 904.0	**0.227 ± 0.496 (1.09) C:69% T:90%**	pCi/L	12/06/21 11:37	15262-20-1	
	Pace Analytical Services - Greensburg					
Total Radium	Total Radium Calculation	**1.25 ± 1.22 (2.09)**	pCi/L	12/08/21 13:17	7440-14-4	

This report shall not be reproduced, except in full,
without the written consent of Pace Analytical Services, LLC.

Pace Analytical Services, LLC
7726 Moller Road
Indianapolis, IN 46268
(317)228-3100

QUALITY CONTROL - RADIOCHEMISTRY

Project: Harding St Profile 1 Report 2
Pace Project No.: 50302028

QC Batch: 473853 Analysis Method: EPA 903.1
QC Batch Method: EPA 903.1 Analysis Description: 903.1 Radium-226
Laboratory: Pace Analytical Services - Greensburg
Associated Lab Samples: 50302028001, 50302028002, 50302028003, 50302028004, 50302028005, 50302028006, 50302028007

METHOD BLANK: 2289200 Matrix: Water
Associated Lab Samples: 50302028001, 50302028002, 50302028003, 50302028004, 50302028005, 50302028006, 50302028007

Parameter	Act ± Unc (MDC) Carr Trac	Units	Analyzed	Qualifiers
Radium-226	0.0875 ± 0.400 (0.738) C:NA T:97%	pCi/L	12/06/21 15:36	

Results presented on this page are in the units indicated by the "Units" column except where an alternate unit is presented to the right of the result.

REPORT OF LABORATORY ANALYSIS

This report shall not be reproduced, except in full,
without the written consent of Pace Analytical Services, LLC.

Pace Analytical Services, LLC
7726 Moller Road
Indianapolis, IN 46268
(317)228-3100

QUALITY CONTROL - RADIOCHEMISTRY

Project: Harding St Profile 1 Report 2
Pace Project No.: 50302028

QC Batch: 473855
QC Batch Method: EPA 904.0
Analysis Method: EPA 904.0
Analysis Description: 904.0 Radium 228
Laboratory: Pace Analytical Services - Greensburg
Associated Lab Samples: 50302028001, 50302028002, 50302028003, 50302028004, 50302028005, 50302028006, 50302028007

METHOD BLANK: 2289202
Matrix: Water
Associated Lab Samples: 50302028001, 50302028002, 50302028003, 50302028004, 50302028005, 50302028006, 50302028007

Parameter	Act ± Unc (MDC) Carr Trac	Units	Analyzed	Qualifiers
Radium-228	0.452 ± 0.295 (0.553) C:73% T:97%	pCi/L	12/06/21 11:38	

Results presented on this page are in the units indicated by the "Units" column except where an alternate unit is presented to the right of the result.

REPORT OF LABORATORY ANALYSIS

This report shall not be reproduced, except in full,
without the written consent of Pace Analytical Services, LLC.

Pace Analytical Services, LLC
7726 Moller Road
Indianapolis, IN 46268
(317)228-3100

QUALIFIERS

Project: Harding St Profile 1 Report 2
Pace Project No.: 50302028

DEFINITIONS

DF - Dilution Factor, if reported, represents the factor applied to the reported data due to dilution of the sample aliquot.

ND - Not Detected at or above adjusted reporting limit.

TNTC - Too Numerous To Count

J - Estimated concentration above the adjusted method detection limit and below the adjusted reporting limit.

MDL - Adjusted Method Detection Limit.

PQL - Practical Quantitation Limit.

RL - Reporting Limit - The lowest concentration value that meets project requirements for quantitative data with known precision and bias for a specific analyte in a specific matrix.

S - Surrogate

1,2-Diphenylhydrazine decomposes to and cannot be separated from Azobenzene using Method 8270. The result for each analyte is a combined concentration.

Consistent with EPA guidelines, unrounded data are displayed and have been used to calculate % recovery and RPD values.

LCS(D) - Laboratory Control Sample (Duplicate)

MS(D) - Matrix Spike (Duplicate)

DUP - Sample Duplicate

RPD - Relative Percent Difference

NC - Not Calculable.

SG - Silica Gel - Clean-Up

U - Indicates the compound was analyzed for, but not detected.

N-Nitrosodiphenylamine decomposes and cannot be separated from Diphenylamine using Method 8270. The result reported for each analyte is a combined concentration.

Reported results are not rounded until the final step prior to reporting. Therefore, calculated parameters that are typically reported as "Total" may vary slightly from the sum of the reported component parameters.

Act - Activity

Unc - Uncertainty: SDWA = 1.96 sigma count uncertainty, all other matrices = Expanded Uncertainty (95% confidence interval). Gamma Spec = Expanded Uncertainty (95.4% Confidence Interval)

(MDC) - Minimum Detectable Concentration

Trac - Tracer Recovery (%)

Carr - Carrier Recovery (%)

Pace Analytical is TNI accredited. Contact your Pace PM for the current list of accredited analytes.

TNI - The NELAC Institute.

ANALYTE QUALIFIERS

H3	Sample was received or analysis requested beyond the recognized method holding time.
M3	Matrix spike recovery was outside laboratory control limits due to matrix interferences.
N2	The lab does not hold NELAC/TNI accreditation for this parameter but other accreditations/certifications may apply. A complete list of accreditations/certifications is available upon request.
P6	Matrix spike recovery was outside laboratory control limits due to a parent sample concentration notably higher than the spike level.

This report shall not be reproduced, except in full,
without the written consent of Pace Analytical Services, LLC.

Pace Analytical Services, LLC
7726 Moller Road
Indianapolis, IN 46268
(317)228-3100

QUALITY CONTROL DATA CROSS REFERENCE TABLE

Project: Harding St Profile 1 Report 2
Pace Project No.: 50302028

Lab ID	Sample ID	QC Batch Method	QC Batch	Analytical Method	Analytical Batch
50302028001	**MW-103S**	EPA 9056	649284		
50302028002	**MW-103I**	EPA 9056	649284		
50302028005	**MW-106S**	EPA 9056	649284		
50302028006	**MW-106I**	EPA 9056	649284		
50302028007	**MW-106D**	EPA 9056	649284		
50302028001	**MW-103S**	EPA 3010	649047	EPA 6010	650721
50302028002	**MW-103I**	EPA 3010	649047	EPA 6010	650721
50302028005	**MW-106S**	EPA 3010	649047	EPA 6010	650721
50302028006	**MW-106I**	EPA 3010	649047	EPA 6010	650721
50302028007	**MW-106D**	EPA 3010	649047	EPA 6010	650721
50302028001	**MW-103S**	EPA 3010	649216	EPA 6010	650609
50302028002	**MW-103I**	EPA 3010	649216	EPA 6010	650609
50302028005	**MW-106S**	EPA 3010	649216	EPA 6010	650609
50302028006	**MW-106I**	EPA 3010	649216	EPA 6010	650609
50302028007	**MW-106D**	EPA 3010	649216	EPA 6010	650609
50302028001	**MW-103S**	EPA 200.2	648753	EPA 6020	648923
50302028002	**MW-103I**	EPA 200.2	648753	EPA 6020	648923
50302028005	**MW-106S**	EPA 200.2	648753	EPA 6020	648923
50302028006	**MW-106I**	EPA 200.2	648753	EPA 6020	648923
50302028007	**MW-106D**	EPA 200.2	648753	EPA 6020	648923
50302028001	**MW-103S**	EPA 903.1	473853		
50302028002	**MW-103I**	EPA 903.1	473853		
50302028003	**MW-103I MS**	EPA 903.1	473853		
50302028004	**MW-103I MSD**	EPA 903.1	473853		
50302028005	**MW-106S**	EPA 903.1	473853		
50302028006	**MW-106I**	EPA 903.1	473853		
50302028007	**MW-106D**	EPA 903.1	473853		
50302028001	**MW-103S**	EPA 904.0	473855		
50302028002	**MW-103I**	EPA 904.0	473855		
50302028003	**MW-103I MS**	EPA 904.0	473855		
50302028004	**MW-103I MSD**	EPA 904.0	473855		
50302028005	**MW-106S**	EPA 904.0	473855		
50302028006	**MW-106I**	EPA 904.0	473855		
50302028007	**MW-106D**	EPA 904.0	473855		
50302028001	**MW-103S**	Total Radium Calculation	475452		
50302028002	**MW-103I**	Total Radium Calculation	475452		
50302028005	**MW-106S**	Total Radium Calculation	475452		
50302028006	**MW-106I**	Total Radium Calculation	475452		
50302028007	**MW-106D**	Total Radium Calculation	475452		
50302028001	**MW-103S**	SM 2320B	649592		
50302028002	**MW-103I**	SM 2320B	649592		
50302028005	**MW-106S**	SM 2320B	649592		
50302028006	**MW-106I**	SM 2320B	649592		
50302028007	**MW-106D**	SM 2320B	649592		
50302028001	**MW-103S**	SM 2540C	649251		

REPORT OF LABORATORY ANALYSIS

This report shall not be reproduced, except in full,
without the written consent of Pace Analytical Services, LLC.

Pace Analytical Services, LLC
7726 Moller Road
Indianapolis, IN 46268
(317)228-3100

QUALITY CONTROL DATA CROSS REFERENCE TABLE

Project: Harding St Profile 1 Report 2
Pace Project No.: 50302028

Lab ID	Sample ID	QC Batch Method	QC Batch	Analytical Method	Analytical Batch
50302028002	**MW-103I**	SM 2540C	649251		
50302028005	**MW-106S**	SM 2540C	649251		
50302028006	**MW-106I**	SM 2540C	649251		
50302028007	**MW-106D**	SM 2540C	649251		
50302028001	**MW-103S**	SM 4500-H+B	649381		
50302028002	**MW-103I**	SM 4500-H+B	649381		
50302028005	**MW-106S**	SM 4500-H+B	649381		
50302028006	**MW-106I**	SM 4500-H+B	649381		
50302028007	**MW-106D**	SM 4500-H+B	649381		
50302028001	**MW-103S**	SM 4500-S2-D	648874		
50302028002	**MW-103I**	SM 4500-S2-D	648874		
50302028005	**MW-106S**	SM 4500-S2-D	648874		
50302028006	**MW-106I**	SM 4500-S2-D	648874		
50302028007	**MW-106D**	SM 4500-S2-D	648874		
50302028001	**MW-103S**	EPA 353.2	648707		
50302028002	**MW-103I**	EPA 353.2	648707		
50302028005	**MW-106S**	EPA 353.2	648707		
50302028006	**MW-106I**	EPA 353.2	648707		
50302028007	**MW-106D**	EPA 353.2	648707		
50302028001	**MW-103S**	EPA 365.1	650186	EPA 365.1	651015
50302028002	**MW-103I**	EPA 365.1	650188	EPA 365.1	651016
50302028005	**MW-106S**	EPA 365.1	650186	EPA 365.1	651015
50302028006	**MW-106I**	EPA 365.1	650186	EPA 365.1	651015
50302028007	**MW-106D**	EPA 365.1	650186	EPA 365.1	651015
50302028001	**MW-103S**	SM 5310C	650494		
50302028002	**MW-103I**	SM 5310C	650494		
50302028005	**MW-106S**	SM 5310C	650494		
50302028006	**MW-106I**	SM 5310C	650494		
50302028007	**MW-106D**	SM 5310C	650494		
50302028001	**MW-103S**	SM 5310C	650522		
50302028002	**MW-103I**	SM 5310C	650522		
50302028005	**MW-106S**	SM 5310C	650522		
50302028006	**MW-106I**	SM 5310C	650522		
50302028007	**MW-106D**	SM 5310C	650522		

This report shall not be reproduced, except in full,
without the written consent of Pace Analytical Services, LLC.

WO# : 50302028

50302028

Pace Analytical
WWW.PACELABS.COM

CHAIN-OF-CUSTODY / Analytical Request Document

The Chain-of-Custody is a LEGAL DOCUMENT. All relevant fields must be completed accurately.

...t and acceptance of the Pace Terms and Conditions found at https://info.pacelabs.com/hubfs/pas-standard-terms.pdf.

Section A — **Required Client Information:**

Company:	ATC Group Services
Address:	7988 Centerpoint Drive
	Indianapolis, IN 46256
Email:	mark.breting@atcgs.com
Phone:	NONE Fax:
Requested Due Date:	

Required Project Information:

Report To:	Mark Breting
Copy To:	
Purchase Order #:	
Project Name:	Harding Street Profile 1 Report 2
Project #:	

Section C — **Invoice Information:**

Attention:	
Company Name:	
Address:	
Pace Quote:	
Pace Project Manager:	hayden.putt@pacelabs.com,
Pace Profile #:	6246 Line 30

Regulation Criteria:

State / Location: IN

SAMPLE ID
One Character per box.
(A-Z, 0-9 / , -)
Sample Ids must be unique

MATRIX	CODE
Drinking Water	DW
Water	WT
Waste Water	WW
Product	P
Soil/Solid	SL
Oil	OL
Wipe	WP
Air	AR
Other	OT
Tissue	TS

ITEM #	SAMPLE ID	MATRIX CODE (see valid codes to left)	SAMPLE TYPE (G=GRAB C=COMP)	COLLECTED START DATE	COLLECTED START TIME	COLLECTED END DATE	COLLECTED END TIME	SAMPLE TEMP AT COLLECTION	# OF CONTAINERS	Preservatives: Unpreserved	H2SO4	HNO3	HCl	NaOH + ZnAcetate	Na2S2O3	Methanol	Other	Analyses Test Y/N	TDS/ NO3,NO2-Wet	(Cl, F, SO4) by IC	Metals, Total*	Metals Diss. Field Filtered**	Rad-228	Rad-226	Alkalinity, Ferrous Iron, pH	TOC by 5310C	DOC by 5310C	Sulfide	Phosphate	Residual Chlorine (Y/N)	Requested Analysis Filtered (Y/N)
																							Y				Y			
1		WT							11	3	3	4		1					X	X	X	X	X	X	X	X	X	X		
2		WT							11	3	3	4		1					X	X	X	X	X	X	X	X	X	X		
3		WT							11	3	3	4		1					X	X	X	X	X	X	X	X	X	X		
4		WT							11	3	3	4		1					X	X	X	X	X	X	X	X	X	X		
5		WT							11	3	3	4		1					X	X	X	X	X	X	X	X	X	X		
6		WT							11	3	3	4		1					X	X	X	X	X	X	X	X	X	X		
7		WT							11	3	3	4		1					X	X	X	X	X	X	X	X	X	X		
8	MW-103S	WT		11-3	0945				11	3	3	4		1					X	X	X	X	X	X	X	X	X	X		001
9	MW-103I	WT		11-3	1100				11	3	3	4		1					X	X	X	X	X	X	X	X	X	X		002,003,004
10	MS-3 (MW-103I)	WT			1100				11	3	3	4		1					X	X	X	X	X	X	X	X	X	X		~~005~~
11	MSD-3 (MW-103I)	WT			1100				11	3	3	4		1					X	X	X	X	X	X	X	X	X	X		
12		WT							11	3	3	4		1					X	X	X	X	X	X	X	X	X	X		

ADDITIONAL COMMENTS	RELINQUISHED BY / AFFILIATION	DATE	TIME	ACCEPTED BY / AFFILIATION	DATE	TIME	SAMPLE CONDITIONS
* Metals: 6010 (Al, Ba, B, Cd, Cr, Fe, Pb, Mn, Mo, Ca, Mg, Na, K, Li, SiO2)		11-3-21	1630		11/4/21	1425	
6020 (Co, As, Se, Sb)		11/4/21	1450		11/4/21	1450	SCR SCW
** Dissolved FF 6010 (Mo, Mn)							
Alkalinity = (Total , Bicarb & Carb)							0.2

SAMPLER NAME AND SIGNATURE			SAMPLE CONDITIONS			
PRINT Name of SAMPLER:	P. Greg Hopper		TEMP in C	Received on Ice (Y/N)	Custody Sealed Cooler (Y/N)	Samples Intact (Y/N)
SIGNATURE of SAMPLER:		DATE Signed: 11-3-21		Y	N	

CHAIN-OF-CUSTODY / Analytical Request Document

Pace Analytical® WWW.PACELABS.COM

The Chain-of-Custody is a LEGAL DOCUMENT. All relevant fields must be completed accurately.

Submitting a sample via this chain of custody constitutes acknowledgment and acceptance of the Pace Terms and Conditions found at https://info.pacelabs.com/hubfs/pas-standard-terms.pdf.

Section A Required Client Information:	Section B Required Project Information:	Section C Invoice Information:
Company: ATC Group Services	Report To: Mark Breting	Attention:
Address: 7988 Centerpoint Drive	Copy To:	Company Name:
Indianapolis, IN 46256		Address:
Email: mark.breting@atcgs.com	Purchase Order #:	Pace Quote:
Phone: NONE Fax:	Project Name: Harding Street Profile 1 Report 2	Pace Project Manager: hayden.putt@pacelabs.com,
Requested Due Date:	Project #:	Pace Profile #: 6246 Line 30

Regulatory Agency:

State / Location: IN

SAMPLE ID
One Character per box.
(A-Z, 0-9 / , -)
Sample Ids must be unique

MATRIX	CODE
Drinking Water	DW
Water	WT
Waste Water	WW
Product	P
Soil/Solid	SL
Oil	OL
Wipe	WP
Air	AR
Other	OT
Tissue	TS

ITEM #	SAMPLE ID	MATRIX CODE (see valid codes to left)	SAMPLE TYPE (G=GRAB C=COMP)	COLLECTED START DATE	COLLECTED START TIME	COLLECTED END DATE	COLLECTED END TIME	SAMPLE TEMP AT COLLECTION	# OF CONTAINERS	Preservatives: Unpreserved	H2SO4	HNO3	HCl	NaOH + ZnAcetate	Na2S2O3	Methanol	Other	Analyses Test Y/N	TDS/ NO3,NO2-Wet	(Cl, F, SO4) by IC	Metals, Total*	Metals Diss. Field Filtered** (Y)	Rad-228	Rad-226	Alkalinity, Ferrous Iron, pH	TOC by 5310C	DOC by 5310C (Y)	Sulfide	Phosphate	Residual Chlorine (Y/N)	
13	MW-105S	WT							11	3	3	4		1					X	X	X	X	X	X	X	X	X	X		
14	MW-105I	WT							11	3	3	4		1					X	X	X	X	X	X	X	X	X	X		
15	MW-105D	WT							11	3	3	4		1					X	X	X	X	X	X	X	X	X	X		
16	MW-106S	WT				11/3/21	1346		11	3	3	4		1					X	X	X	X	X	X	X	X	X	X		
17	MW-106I	WT				11/3/21	1151		11	3	3	4		1					X	X	X	X	X	X	X	X	X	X		005
18	MW-106D	WT				11/3/21	1012		11	3	3	4		1					X	X	X	X	X	X	X	X	X	X		006
19	MW-107S	WT							11	3	3	4		1					X	X	X	X	X	X	X	X	X	X		007
20	MW-107I	WT							11	3	3	4		1					X	X	X	X	X	X	X	X	X	X		
21	MW-107D	WT							11	3	3	4		1					X	X	X	X	X	X	X	X	X	X		
22	MW-108S	WT							11	3	3	4		1					X	X	X	X	X	X	X	X	X	X		
23	MW-108D	WT							11	3	3	4		1					X	X	X	X	X	X	X	X	X	X		
24	DUP 3	WT							11	3	3	4		1					X	X	X	X	X	X	X	X	X	X		

ADDITIONAL COMMENTS	RELINQUISHED BY / AFFILIATION	DATE	TIME	ACCEPTED BY / AFFILIATION	DATE	TIME	SAMPLE CONDITIONS			
* Metals: 6010 (Al, Ba, B, Cd, Cr, Fe, Pb, Mn, Mo, Ca, Mg, Na, K, Li, SiO2)	MARK BRETING / ATLAS	11/4/21	0700	[signature]	11/4/21	1425				
6020 (Co, As, Se, Sb)	[signature]	11/4/21	1450	[signature]	11/4/21	1450	See SCR	Y	N	
** Dissolved FF 6010 (Mo, Mn)										
Alkalinity = (Total , Bicarb & Carb)										

SAMPLER NAME AND SIGNATURE				
PRINT Name of SAMPLER: MARK BRETING				
SIGNATURE of SAMPLER: Mark Breting	DATE Signed: 11/3/21	TEMP in C	Received on Ice (Y/N)	Custody Sealed Cooler (Y/N)	Samples Intact (Y/N)

Pace Analytical®

SAMPLE CONDITION UPON RECEIPT FORM

Date/Time and Initials of person examining contents: WS 11-4-21 1540

1. **Courier:** ☐ FED EX ☐ UPS ☐ CLIENT ☑ PACE ☐ USPS ☐ OTHER _____

2. **Custody Seal on Cooler/Box Present:** ☐ Yes ☑ No

(If yes)Seals Intact: ☐ Yes ☐ No **(leave blank if no seals were present)**

3. **Thermometer:** 1 2 3 4 5 6 A B C D E F

4. **Cooler Temperature:** 3.9/3.1, 1.4/0.6, 2.1/1.3, 1.0/0.2

Temp should be above freezing to 6°C **(Initial/Corrected)**

5. **Packing Material:** ☐ Bubble Wrap ☑ Bubble Bags ☐ None ☐ Other _____

6. **Ice Type:** ☑ Wet ☐ Blue ☐ None

7. **If temp. is over 6°C or under 0°C, was the PM notified?:** ☐ Yes ☐ No

All discrepancies will be written out in the comments section below.

	Yes	No		Yes	No	N/A
USDA Regulated Soils? (HI, ID, NY, WA, OR,CA, NM, TX, OK, AR, LA, TN, AL, MS, NC, SC, GA, FL, or Puerto Rico)		✓	All containers needing acid/base pres. Have been CHECKED?: **exceptions: VOA, coliform, LLHg, O&G, and any container with a septum cap or preserved with HCl.** **Circle: HNO3 (<2) H2SO4 (<2) NaOH (>10) NaOH/ZnAc (>9)** Any non-conformance to pH recommendations will be noted on the container count form	✓		
Short Hold Time Analysis (48 hours or less)? Analysis: NO_2/NO_3	✓					
Time 5035A TC placed in Freezer or Short Holds To Lab	Time: 1615			Present	Absent	N/A
			Residual Chlorine Check (SVOC 625 Pest/PCB 608)			✓
Rush TAT Requested (4 days or less):		✓	Residual Chlorine Check (Total/Amenable/Free Cyanide)			✓
Custody Signatures Present?	✓		Headspace Wisconsin Sulfide?			✓
Containers Intact?:	✓		Headspace in VOA Vials (>6mm): See Containter Count form for details	Present	Absent	No VOA Vials Sent ✓
Sample Label (IDs/Dates/Times) Match COC?: Except TCs, which only require sample ID	✓		Trip Blank Present?		✓	
Extra labels on Terracore Vials? (soils only)		✓	Trip Blank Custody Seals?:		✓	

COMMENTS:

COC PAGE 1 **of** 2

Sample Container Count

SBS
DI
MeOH (only)
BK
Kit

** Place a RED dot on containers that are out of conformance **

COC Line Item	WGFU	R	DG9H VG9H	VOA VIAL HS (>6mm)	VG9U	DG9U	VG9T	AG0U	AG1H	AG1U	AG2U	AG3S	AG3SF	AG3C	BP1U	BP1N	BP2U	BP3U	BP3N	BP3F	BP3S	BP3B	BP3Z	CG3H	Syringe Kit			Matrix	HNO3/ H2SO4 pH <2	NaOH/ ZNAc pH >9	NaOH pH>10
1																															
2																															
3																															
4																															
5																															
6																															
7																															
8												1	1			2	1	2	1	1	1		1					WT	✓	✓	
9												3	3			6	3	6	3	3	3		3					✓	✓	✓	
10																															
11																															
12																															

Container Codes

Glass

DG9H	40mL HCl amber voa vial	BG1T	1L Na Thiosulfate clear glass	BP1B	1L NaOH plastic
DG9P	40mL TSP amber vial	BG1U	1L unpreserved glass	BP1N	1L HNO3 plastic
DG9S	40mL H2SO4 amber vial	BG3H	250mL HCl Clear Glass	BP1S	1L H2SO4 plastic
DG9T	40mL Na Thio amber vial	BG3U	250mL Unpres Clear Glass	BP1U	1L unpreserved plastic
DG9U	40mL unpreserved amber vial	AG0U	100mL unpres amber glass	BP1Z	1L NaOH, Zn, Ac
VG9H	40mL HCl clear vial	AG1H	1L HCl amber glass	BP2N	500mL HNO3 plastic
VG9T	40mL Na Thio. clear vial	AG1S	1L H2SO4 amber glass	BP2C	500mL NaOH plastic
VG9U	40mL unpreserved clear vial	AG1T	1L Na Thiosulfate amber glass	BP2S	500mL H2SO4 plastic
I	40mL w/hexane wipe vial	AG1U	1liter unpres amber glass	BP2U	500mL unpreserved plastic
WGKU	8oz unpreserved clear jar	AG2N	500mL HNO3 amber glass	BP2Z	500mL NaOH, Zn Ac
WGFU	4oz clear soil jar	AG2S	500mL H2SO4 amber glass	BP3B	250mL NaOH plastic
JGFU	4oz unpreserved amber wide	AG2U	500mL unpres amber glass	BP3N	250mL HNO3 plastic
CG3H	250mL clear glass HCl	AG3S	250mL H2SO4 amber glass	BP3F	250mL HNO3 plastic-field filtered
BG1H	1L HCl clear glass	AG3SF	250mL H2SO4 amb glass -field filtered	BP3U	250mL unpreserved plastic
BG1S	1L H2SO4 clear glass	AG3U	250mL unpres amber glass	BP3S	250mL H2SO4 plastic
GN	General	AG3C	250mL NaOH amber glass	BP3Z	250mL NaOH, ZnAc plastic

Plastic / Misc.

BP4U	125mL unpreserved plastic
BP4N	125mL HNO3 plastic
BP4S	125mL H2SO4 plastic

Syringe Kit	LL Cr+6 sampling kit

AF	Air Filter
C	Air Cassettes
R	Terracore kit
SP5T	120mL Coliform Na Thiosulfate
U	Summa Can
ZPLC	Ziploc Bag

WT		Water	
SL		Solid	
NAL	OL	Non-aqueous liquid	Oil
WP		Wipe	

COC PAGE 2 of 2

Sample Container Count

SBS
DI
MeOH (only)
BK
Kit

** Place a RED dot on containers that are out of conformance **

COC Line Item	WGFU	R	DG9H VG9H	VOA VIAL HS (>6mm)	VG9U	DG9U	VG9T	AG0U	AG1H	AG1U	AG2U	AG3S	AG3SF	AG3C	BP1U	BP1N	BP2U	BP3U	BP3N	BP3F	BP3S	BP3B	BP3Z	CG3H	Syringe Kit			Matrix	HNO3/ H2SO4 pH <2	NaOH/ ZNAc pH >9	NaOH pH>10
1																															
2																															
3																															
4												1	1			2	1	2	1	1	1		1					WT			
5																															
6																															
7																															
8																															
9																															
10																															
11																															
12																															

Container Codes

Glass

DG9H	40mL HCl amber voa vial	BG1T	1L Na Thiosulfate clear glass	BP1B	1L NaOH plastic
DG9P	40mL TSP amber vial	BG1U	1L unpreserved glass	BP1N	1L HNO3 plastic
DG9S	40mL H2SO4 amber vial	BG3H	250mL HCl Clear Glass	BP1S	1L H2SO4 plastic
DG9T	40mL Na Thio amber vial	BG3U	250mL Unpres Clear Glass	BP1U	1L unpreserved plastic
DG9U	40mL unpreserved amber vial	AG0U	100mL unpres amber glass	BP1Z	1L NaOH, Zn, Ac
VG9H	40mL HCl clear vial	AG1H	1L HCl amber glass	BP2N	500mL HNO3 plastic
VG9T	40mL Na Thio. clear vial	AG1S	1L H2SO4 amber glass	BP2C	500mL NaOH plastic
VG9U	40mL unpreserved clear vial	AG1T	1L Na Thiosulfate amber glass	BP2S	500mL H2SO4 plastic
I	40mL w/hexane wipe vial	AG1U	1liter unpres amber glass	BP2U	500mL unpreserved plastic
WGKU	8oz unpreserved clear jar	AG2N	500mL HNO3 amber glass	BP2Z	500mL NaOH, Zn Ac
WGFU	4oz clear soil jar	AG2S	500mL H2SO4 amber glass	BP3B	250mL NaOH plastic
JGFU	4oz unpreserved amber wide	AG2U	500mL unpres amber glass	BP3N	250mL HNO3 plastic
CG3H	250mL clear glass HCl	AG3S	250mL H2SO4 amber glass	BP3F	250mL HNO3 plastic-field filtered
BG1H	1L HCl clear glass	AG3SF	250mL H2SO4 amb glass -field filtered	BP3U	250mL unpreserved plastic
BG1S	1L H2SO4 clear glass	AG3U	250mL unpres amber glass	BP3S	250mL H2SO4 plastic
GN	General	AG3C	250mL NaOH amber glass	BP3Z	250mL NaOH, ZnAc plastic

Plastic / Misc.

BP4U	125mL unpreserved plastic
BP4N	125mL HNO3 plastic
BP4S	125mL H2SO4 plastic

Syringe Kit	LL Cr+6 sampling kit

AF	Air Filter
C	Air Cassettes
R	Terracore kit
SP5T	120mL Coliform Na Thiosulfate
U	Summa Can
ZPLC	Ziploc Bag

WT		Water	
SL		Solid	
NAL	OL	Non-aqueous liquid	Oil
WP		Wipe	

Pace Analytical Services, LLC
7726 Moller Road
Indianapolis, IN 46268
(317)228-3100

February 14, 2022

Mr. Mark Breting
ATC Group Services
7988 Centerpoint Drive
Suite 100
Indianapolis, IN 46256

RE: Project: Harding St Profile 1 Report 1
Pace Project No.: 50302158

Dear Mr. Breting:

Enclosed are the analytical results for sample(s) received by the laboratory on November 05, 2021. The results relate only to the samples included in this report. Results reported herein conform to the applicable TNI/NELAC Standards and the laboratory's Quality Manual, where applicable, unless otherwise noted in the body of the report.

The test results provided in this final report were generated by each of the following laboratories within the Pace Network:

- Pace Analytical Services - Indianapolis
- Pace Analytical Services - Greensburg

Revised report replaces the original dated 12/9/21. M-4 taken off 50302158 and not reporting on 50309026-002. hrp 2/14/22

If you have any questions concerning this report, please feel free to contact me.

Sincerely,

Hayden Putt

Hayden Putt
hayden.putt@pacelabs.com
(317)228-3145
Project Manager

Enclosures

cc: Mr. Robert Miller, Haley & Aldrich

This report shall not be reproduced, except in full,
without the written consent of Pace Analytical Services, LLC.

Pace Analytical Services, LLC
7726 Moller Road
Indianapolis, IN 46268
(317)228-3100

CERTIFICATIONS

Project: Harding St Profile 1 Report 1
Pace Project No.: 50302158

Pace Analytical Services Pennsylvania

1638 Roseytown Rd Suites 2,3&4, Greensburg, PA 15601
ANAB DOD-ELAP Rad Accreditation #: L2417
Alabama Certification #: 41590
Arizona Certification #: AZ0734
Arkansas Certification
California Certification #: 04222CA
Colorado Certification #: PA01547
Connecticut Certification #: PH-0694
Delaware Certification
EPA Region 4 DW Rad
Florida/TNI Certification #: E87683
Georgia Certification #: C040
Guam Certification
Florida: Cert E871149 SEKS WET
Hawaii Certification
Idaho Certification
Illinois Certification
Indiana Certification
Iowa Certification #: 391
Kansas/TNI Certification #: E-10358
Kentucky Certification #: KY90133
KY WW Permit #: KY0098221
KY WW Permit #: KY0000221
Louisiana DHH/TNI Certification #: LA180012
Louisiana DEQ/TNI Certification #: 4086
Maine Certification #: 2017020
Maryland Certification #: 308
Massachusetts Certification #: M-PA1457
Michigan/PADEP Certification #: 9991
Missouri Certification #: 235
Montana Certification #: Cert0082
Nebraska Certification #: NE-OS-29-14
Nevada Certification #: PA014572018-1
New Hampshire/TNI Certification #: 297617
New Jersey/TNI Certification #: PA051
New Mexico Certification #: PA01457
New York/TNI Certification #: 10888
North Carolina Certification #: 42706
North Dakota Certification #: R-190
Ohio EPA Rad Approval: #41249
Oregon/TNI Certification #: PA200002-010
Pennsylvania/TNI Certification #: 65-00282
Puerto Rico Certification #: PA01457
Rhode Island Certification #: 65-00282
South Dakota Certification
Tennessee Certification #: 02867
Texas/TNI Certification #: T104704188-17-3
Utah/TNI Certification #: PA014572017-9
USDA Soil Permit #: P330-17-00091
Vermont Dept. of Health: ID# VT-0282
Virgin Island/PADEP Certification
Virginia/VELAP Certification #: 460198
Washington Certification #: C868
West Virginia DEP Certification #: 143
West Virginia DHHR Certification #: 9964C
Wisconsin Approve List for Rad
Wyoming Certification #: 8TMS-L

Pace Analytical Services Indianapolis

7726 Moller Road, Indianapolis, IN 46268
Illinois Accreditation #: 200074
Indiana Drinking Water Laboratory #: C-49-06
Kansas/TNI Certification #: E-10177
Kentucky UST Agency Interest #: 80226
Kentucky WW Laboratory ID #: 98019
Michigan Drinking Water Laboratory #9050
Ohio VAP Certified Laboratory #: CL0065
Oklahoma Laboratory #: 9204
Texas Certification #: T104704355
Wisconsin Laboratory #: 999788130
USDA Soil Permit #: P330-19-00257

REPORT OF LABORATORY ANALYSIS

This report shall not be reproduced, except in full,
without the written consent of Pace Analytical Services, LLC.

Pace Analytical Services, LLC
7726 Moller Road
Indianapolis, IN 46268
(317)228-3100

SAMPLE SUMMARY

Project: Harding St Profile 1 Report 1
Pace Project No.: 50302158

Lab ID	Sample ID	Matrix	Date Collected	Date Received
50302158001	**MW-8S**	Water	11/04/21 13:00	11/05/21 13:25
50302158002	**MW-9I**	Water	11/04/21 11:05	11/05/21 13:25
50302158003	**MW-9D**	Water	11/04/21 09:55	11/05/21 13:25
50302158004	**Field Blank 1**	Water	11/04/21 13:20	11/05/21 13:25

This report shall not be reproduced, except in full,
without the written consent of Pace Analytical Services, LLC.

Pace Analytical Services, LLC
7726 Moller Road
Indianapolis, IN 46268
(317)228-3100

SAMPLE ANALYTE COUNT

Project: Harding St Profile 1 Report 1
Pace Project No.: 50302158

Lab ID	Sample ID	Method	Analysts	Analytes Reported	Laboratory
50302158001	**MW-8S**	EPA 9056	RMR	3	PASI-I
		EPA 6010	RAM	15	PASI-I
		EPA 6010	JPK	2	PASI-I
		EPA 6020	CAW	4	PASI-I
		EPA 903.1	SLC	1	PASI-PA
		EPA 904.0	VAL	1	PASI-PA
		Total Radium Calculation	JAL	1	PASI-PA
		SM 2320B	SWJ	3	PASI-I
		SM 2540C	OAS	1	PASI-I
		SM 4500-H+B	ZM	1	PASI-I
		SM 4500-S2-D	ZM	1	PASI-I
		EPA 353.2	SKK	2	PASI-I
		EPA 365.1	GWA	1	PASI-I
		SM 5310C	GWA	1	PASI-I
		SM 5310C	GWA	1	PASI-I
50302158002	**MW-9I**	EPA 9056	RMR	3	PASI-I
		EPA 6010	RAM	15	PASI-I
		EPA 6010	JPK	2	PASI-I
		EPA 6020	CAW	4	PASI-I
		EPA 903.1	SLC	1	PASI-PA
		EPA 904.0	VAL	1	PASI-PA
		Total Radium Calculation	JAL	1	PASI-PA
		SM 2320B	SWJ	3	PASI-I
		SM 2540C	OAS	1	PASI-I
		SM 4500-H+B	ZM	1	PASI-I
		SM 4500-S2-D	ZM	1	PASI-I
		EPA 353.2	SKK	2	PASI-I
		EPA 365.1	GWA	1	PASI-I
		SM 5310C	GWA	1	PASI-I
		SM 5310C	GWA	1	PASI-I
50302158003	**MW-9D**	EPA 9056	RMR	3	PASI-I
		EPA 6010	RAM	15	PASI-I
		EPA 6010	JPK	2	PASI-I
		EPA 6020	CAW	4	PASI-I
		EPA 903.1	SLC	1	PASI-PA
		EPA 904.0	VAL	1	PASI-PA
		Total Radium Calculation	JAL	1	PASI-PA

REPORT OF LABORATORY ANALYSIS

This report shall not be reproduced, except in full,
without the written consent of Pace Analytical Services, LLC.

Pace Analytical Services, LLC
7726 Moller Road
Indianapolis, IN 46268
(317)228-3100

SAMPLE ANALYTE COUNT

Project: Harding St Profile 1 Report 1
Pace Project No.: 50302158

Lab ID	Sample ID	Method	Analysts	Analytes Reported	Laboratory
		SM 2320B	SWJ	3	PASI-I
		SM 2540C	OAS	1	PASI-I
		SM 4500-H+B	ZM	1	PASI-I
		SM 4500-S2-D	ZM	1	PASI-I
		EPA 353.2	SKK	2	PASI-I
		EPA 365.1	GWA	1	PASI-I
		SM 5310C	GWA	1	PASI-I
		SM 5310C	GWA	1	PASI-I
50302158004	**Field Blank 1**	EPA 9056	RMR	3	PASI-I
		EPA 6010	RAM	15	PASI-I
		EPA 6020	CAW	4	PASI-I
		EPA 903.1	SLC	1	PASI-PA
		EPA 904.0	VAL	1	PASI-PA
		Total Radium Calculation	JAL	1	PASI-PA
		SM 2320B	SWJ	3	PASI-I
		SM 2540C	OAS	1	PASI-I
		SM 4500-H+B	ZM	1	PASI-I
		SM 4500-S2-D	ZM	1	PASI-I
		EPA 353.2	SKK	2	PASI-I
		EPA 365.1	GWA	1	PASI-I
		SM 5310C	GWA	1	PASI-I

PASI-I = Pace Analytical Services - Indianapolis
PASI-PA = Pace Analytical Services - Greensburg

This report shall not be reproduced, except in full,
without the written consent of Pace Analytical Services, LLC.

Pace Analytical Services, LLC
7726 Moller Road
Indianapolis, IN 46268
(317)228-3100

SUMMARY OF DETECTION

Project: Harding St Profile 1 Report 1
Pace Project No.: 50302158

Lab Sample ID / Method	Client Sample ID / Parameters	Result	Units	Report Limit	Analyzed	Qualifiers
50302158001	**MW-8S**					
EPA 9056	Chloride	138	mg/L	25.0	11/10/21 18:53	
EPA 9056	Fluoride	0.12	mg/L	0.10	11/10/21 18:34	
EPA 9056	Sulfate	610	mg/L	25.0	11/10/21 18:53	
EPA 6010	Barium	32.2	ug/L	10.0	11/16/21 12:58	
EPA 6010	Boron	10500	ug/L	100	11/16/21 12:58	
EPA 6010	Calcium	226000	ug/L	2000	11/16/21 14:22	
EPA 6010	Lithium	137	ug/L	20.0	11/16/21 12:58	
EPA 6010	Magnesium	84400	ug/L	1000	11/16/21 12:58	
EPA 6010	Manganese	107	ug/L	10.0	11/16/21 12:58	
EPA 6010	Molybdenum	270	ug/L	10.0	11/16/21 12:58	
EPA 6010	Potassium	21600	ug/L	1000	11/16/21 12:58	
EPA 6010	Silica	13800	ug/L	450	11/16/21 12:58	N2
EPA 6010	Sodium	140000	ug/L	1000	11/16/21 12:58	
EPA 6010	Manganese, Dissolved	98.3	ug/L	10.0	11/16/21 04:02	
EPA 6010	Molybdenum, Dissolved	274	ug/L	10.0	11/16/21 04:02	
EPA 6020	Selenium	1.3	ug/L	1.0	11/17/21 06:17	
EPA 903.1	Radium-226	0.000 ± 0.374 (0.762) C:NA T:89%	pCi/L		12/07/21 14:05	
EPA 904.0	Radium-228	0.336 ± 0.589 (1.28) C:73% T:90%	pCi/L		12/07/21 14:32	
Total Radium Calculation	Total Radium	0.336 ± 0.963 (2.04)	pCi/L		12/08/21 14:55	
SM 2320B	Alkalinity, Total as CaCO3	345	mg/L	2.0	11/11/21 14:08	
SM 2320B	Alkalinity,Bicarbonate (CaCO3)	345	mg/L	2.0	11/11/21 14:08	
SM 2540C	Total Dissolved Solids	1520	mg/L	20.0	11/10/21 09:09	
SM 4500-H+B	pH at 25 Degrees C	7.2	Std. Units	0.10	11/10/21 16:22	H3
EPA 353.2	Nitrogen, Nitrate	0.51	mg/L	0.10	11/05/21 17:40	
SM 5310C	Total Organic Carbon	1.7	mg/L	1.0	11/17/21 00:22	
SM 5310C	Dissolved Organic Carbon	2.7	mg/L	1.0	11/18/21 23:03	
50302158002	**MW-9I**					
EPA 9056	Chloride	94.0	mg/L	25.0	11/10/21 19:32	
EPA 9056	Fluoride	0.98	mg/L	0.10	11/10/21 19:12	
EPA 9056	Sulfate	79.7	mg/L	25.0	11/10/21 19:32	
EPA 6010	Barium	73.4	ug/L	10.0	11/16/21 13:01	
EPA 6010	Boron	972	ug/L	100	11/16/21 13:01	
EPA 6010	Calcium	103000	ug/L	1000	11/16/21 13:01	
EPA 6010	Iron	1010	ug/L	100	11/16/21 13:01	
EPA 6010	Lithium	28.5	ug/L	20.0	11/16/21 13:01	
EPA 6010	Magnesium	24600	ug/L	1000	11/16/21 13:01	
EPA 6010	Manganese	241	ug/L	10.0	11/16/21 13:01	
EPA 6010	Molybdenum	123	ug/L	10.0	11/16/21 13:01	
EPA 6010	Potassium	5280	ug/L	1000	11/16/21 13:01	
EPA 6010	Silica	11500	ug/L	450	11/16/21 13:01	N2

REPORT OF LABORATORY ANALYSIS

This report shall not be reproduced, except in full,
without the written consent of Pace Analytical Services, LLC.

Pace Analytical Services, LLC
7726 Moller Road
Indianapolis, IN 46268
(317)228-3100

SUMMARY OF DETECTION

Project: Harding St Profile 1 Report 1
Pace Project No.: 50302158

Lab Sample ID / Method	Client Sample ID / Parameters	Result	Units	Report Limit	Analyzed	Qualifiers
50302158002	**MW-9I**					
EPA 6010	Sodium	77900	ug/L	1000	11/16/21 13:01	
EPA 6010	Manganese, Dissolved	228	ug/L	10.0	11/16/21 03:43	
EPA 6010	Molybdenum, Dissolved	122	ug/L	10.0	11/16/21 03:43	
EPA 6020	Arsenic	5.2	ug/L	1.0	11/17/21 06:22	
EPA 903.1	Radium-226	1.16 ± 0.583 (0.196) C:NA T:91%	pCi/L		12/07/21 14:05	
EPA 904.0	Radium-228	0.637 ± 0.510 (1.03) C:74% T:83%	pCi/L		12/07/21 14:32	
Total Radium Calculation	Total Radium	1.80 ± 1.09 (1.23)	pCi/L		12/08/21 14:55	
SM 2320B	Alkalinity, Total as CaCO3	269	mg/L	2.0	11/11/21 14:08	
SM 2320B	Alkalinity,Bicarbonate (CaCO3)	269	mg/L	2.0	11/11/21 14:08	
SM 2540C	Total Dissolved Solids	562	mg/L	10.0	11/10/21 09:09	
SM 4500-H+B	pH at 25 Degrees C	7.5	Std. Units	0.10	11/10/21 16:11	H3
EPA 353.2	Nitrogen, Nitrate	0.20	mg/L	0.10	11/05/21 17:45	
50302158003	**MW-9D**					
EPA 9056	Chloride	86.1	mg/L	25.0	11/10/21 20:14	
EPA 9056	Fluoride	0.36	mg/L	0.10	11/10/21 19:54	
EPA 9056	Sulfate	129	mg/L	25.0	11/10/21 20:14	
EPA 6010	Barium	46.3	ug/L	10.0	11/16/21 13:03	
EPA 6010	Boron	1080	ug/L	100	11/16/21 13:03	
EPA 6010	Calcium	110000	ug/L	1000	11/16/21 13:03	
EPA 6010	Iron	1880	ug/L	100	11/16/21 13:03	
EPA 6010	Lithium	23.0	ug/L	20.0	11/16/21 13:03	
EPA 6010	Magnesium	31200	ug/L	1000	11/16/21 13:03	
EPA 6010	Manganese	238	ug/L	10.0	11/16/21 13:03	
EPA 6010	Molybdenum	41.3	ug/L	10.0	11/16/21 13:03	
EPA 6010	Potassium	5820	ug/L	1000	11/16/21 13:03	
EPA 6010	Silica	11600	ug/L	450	11/16/21 13:03	N2
EPA 6010	Sodium	73300	ug/L	1000	11/16/21 13:03	
EPA 6010	Manganese, Dissolved	229	ug/L	10.0	11/16/21 03:46	
EPA 6010	Molybdenum, Dissolved	42.2	ug/L	10.0	11/16/21 03:46	
EPA 6020	Arsenic	9.0	ug/L	1.0	11/17/21 06:26	
EPA 903.1	Radium-226	0.650 ± 0.431 (0.196) C:NA T:94%	pCi/L		12/07/21 14:05	
EPA 904.0	Radium-228	0.772 ± 0.512 (1.00) C:73% T:88%	pCi/L		12/07/21 14:32	
Total Radium Calculation	Total Radium	1.42 ± 0.943 (1.20)	pCi/L		12/08/21 14:55	

REPORT OF LABORATORY ANALYSIS

This report shall not be reproduced, except in full,
without the written consent of Pace Analytical Services, LLC.

Pace Analytical Services, LLC
7726 Moller Road
Indianapolis, IN 46268
(317)228-3100

SUMMARY OF DETECTION

Project: Harding St Profile 1 Report 1
Pace Project No.: 50302158

Lab Sample ID / Method	Client Sample ID / Parameters	Result	Units	Report Limit	Analyzed	Qualifiers
50302158003	**MW-9D**					
SM 2320B	Alkalinity, Total as CaCO3	269	mg/L	2.0	11/11/21 14:08	
SM 2320B	Alkalinity,Bicarbonate (CaCO3)	269	mg/L	2.0	11/11/21 14:08	
SM 2540C	Total Dissolved Solids	629	mg/L	10.0	11/10/21 09:10	
SM 4500-H+B	pH at 25 Degrees C	7.6	Std. Units	0.10	11/10/21 16:10	H3
SM 5310C	Total Organic Carbon	1.1	mg/L	1.0	11/17/21 00:43	
SM 5310C	Dissolved Organic Carbon	1.1	mg/L	1.0	11/18/21 23:24	
50302158004	**Field Blank 1**					
EPA 903.1	Radium-226	0.000 ± 0.482 (1.02) C:NA T:96%	pCi/L		12/07/21 14:05	
EPA 904.0	Radium-228	-0.0950 ± 0.515 (1.19) C:74% T:84%	pCi/L		12/07/21 14:32	
Total Radium Calculation	Total Radium	0.000 ± 0.997 (2.21)	pCi/L		12/08/21 14:55	
SM 2320B	Alkalinity, Total as CaCO3	2.2	mg/L	2.0	11/11/21 14:08	
SM 2320B	Alkalinity,Bicarbonate (CaCO3)	2.2	mg/L	2.0	11/11/21 14:08	
SM 4500-H+B	pH at 25 Degrees C	7.5	Std. Units	0.10	11/10/21 16:23	H3

REPORT OF LABORATORY ANALYSIS

This report shall not be reproduced, except in full,
without the written consent of Pace Analytical Services, LLC.

Pace Analytical Services, LLC
7726 Moller Road
Indianapolis, IN 46268
(317)228-3100

ANALYTICAL RESULTS

Project: Harding St Profile 1 Report 1
Pace Project No.: 50302158

Sample: MW-8S **Lab ID: 50302158001** Collected: 11/04/21 13:00 Received: 11/05/21 13:25 Matrix: Water

Parameters	Results	Units	Report Limit	DF	Prepared	Analyzed	CAS No.	Qual
9056 IC Anions	Analytical Method: EPA 9056							
	Pace Analytical Services - Indianapolis							
Chloride	**138**	mg/L	25.0	100		11/10/21 18:53	16887-00-6	
Fluoride	**0.12**	mg/L	0.10	1		11/10/21 18:34	16984-48-8	
Sulfate	**610**	mg/L	25.0	100		11/10/21 18:53	14808-79-8	
6010 MET ICP	Analytical Method: EPA 6010 Preparation Method: EPA 3010							
	Pace Analytical Services - Indianapolis							
Aluminum	ND	ug/L	200	1	11/15/21 13:34	11/16/21 12:58	7429-90-5	
Barium	**32.2**	ug/L	10.0	1	11/15/21 13:34	11/16/21 12:58	7440-39-3	
Boron	**10500**	ug/L	100	1	11/15/21 13:34	11/16/21 12:58	7440-42-8	
Cadmium	ND	ug/L	2.0	1	11/15/21 13:34	11/16/21 12:58	7440-43-9	
Calcium	**226000**	ug/L	2000	2	11/15/21 13:34	11/16/21 14:22	7440-70-2	
Chromium	ND	ug/L	10.0	1	11/15/21 13:34	11/16/21 12:58	7440-47-3	
Iron	ND	ug/L	100	1	11/15/21 13:34	11/16/21 12:58	7439-89-6	
Lead	ND	ug/L	10.0	1	11/15/21 13:34	11/16/21 12:58	7439-92-1	
Lithium	**137**	ug/L	20.0	1	11/15/21 13:34	11/16/21 12:58	7439-93-2	
Magnesium	**84400**	ug/L	1000	1	11/15/21 13:34	11/16/21 12:58	7439-95-4	
Manganese	**107**	ug/L	10.0	1	11/15/21 13:34	11/16/21 12:58	7439-96-5	
Molybdenum	**270**	ug/L	10.0	1	11/15/21 13:34	11/16/21 12:58	7439-98-7	
Potassium	**21600**	ug/L	1000	1	11/15/21 13:34	11/16/21 12:58	7440-09-7	
Silica	**13800**	ug/L	450	1	11/15/21 13:34	11/16/21 12:58	7631-86-9	N2
Sodium	**140000**	ug/L	1000	1	11/15/21 13:34	11/16/21 12:58	7440-23-5	
6010 MET ICP, Dissolved	Analytical Method: EPA 6010 Preparation Method: EPA 3010							
	Pace Analytical Services - Indianapolis							
Manganese, Dissolved	**98.3**	ug/L	10.0	1	11/15/21 13:48	11/16/21 04:02	7439-96-5	
Molybdenum, Dissolved	**274**	ug/L	10.0	1	11/15/21 13:48	11/16/21 04:02	7439-98-7	
6020 MET ICPMS	Analytical Method: EPA 6020 Preparation Method: EPA 200.2							
	Pace Analytical Services - Indianapolis							
Antimony	ND	ug/L	1.0	1	11/10/21 08:38	11/17/21 06:17	7440-36-0	
Arsenic	ND	ug/L	1.0	1	11/10/21 08:38	11/17/21 06:17	7440-38-2	
Cobalt	ND	ug/L	1.0	1	11/10/21 08:38	11/17/21 06:17	7440-48-4	
Selenium	**1.3**	ug/L	1.0	1	11/10/21 08:38	11/17/21 06:17	7782-49-2	
2320B Alkalinity	Analytical Method: SM 2320B							
	Pace Analytical Services - Indianapolis							
Alkalinity, Total as CaCO3	**345**	mg/L	2.0	1		11/11/21 14:08		
Alkalinity,Bicarbonate (CaCO3)	**345**	mg/L	2.0	1		11/11/21 14:08		
Alkalinity,Carbonate (CaCO3)	ND	mg/L	2.0	1		11/11/21 14:08		
2540C Total Dissolved Solids	Analytical Method: SM 2540C							
	Pace Analytical Services - Indianapolis							
Total Dissolved Solids	**1520**	mg/L	20.0	1		11/10/21 09:09		

REPORT OF LABORATORY ANALYSIS

This report shall not be reproduced, except in full,
without the written consent of Pace Analytical Services, LLC.

Pace Analytical Services, LLC
7726 Moller Road
Indianapolis, IN 46268
(317)228-3100

ANALYTICAL RESULTS

Project: Harding St Profile 1 Report 1
Pace Project No.: 50302158

Sample: MW-8S **Lab ID: 50302158001** Collected: 11/04/21 13:00 Received: 11/05/21 13:25 Matrix: Water

Parameters	Results	Units	Report Limit	DF	Prepared	Analyzed	CAS No.	Qual
4500H+ pH, Electrometric	Analytical Method: SM 4500-H+B Pace Analytical Services - Indianapolis							
pH at 25 Degrees C	**7.2**	Std. Units	0.10	1		11/10/21 16:22		H3
4500S2D Sulfide Water	Analytical Method: SM 4500-S2-D Pace Analytical Services - Indianapolis							
Sulfide	ND	mg/L	0.10	1		11/05/21 18:01	18496-25-8	
353.2 Nitrogen, NO2/NO3 unpres	Analytical Method: EPA 353.2 Pace Analytical Services - Indianapolis							
Nitrogen, Nitrate	**0.51**	mg/L	0.10	1		11/05/21 17:40	14797-55-8	
Nitrogen, Nitrite	ND	mg/L	0.10	1		11/05/21 17:40	14797-65-0	
365.1 Total Phosphorus	Analytical Method: EPA 365.1 Preparation Method: EPA 365.1 Pace Analytical Services - Indianapolis							
Phosphate as P04	ND	mg/L	0.15	1	11/18/21 13:30	11/18/21 16:27		
5310C TOC	Analytical Method: SM 5310C Pace Analytical Services - Indianapolis							
Total Organic Carbon	**1.7**	mg/L	1.0	1		11/17/21 00:22	7440-44-0	
5310C Dissolved Organic Carbon	Analytical Method: SM 5310C Pace Analytical Services - Indianapolis							
Dissolved Organic Carbon	**2.7**	mg/L	1.0	1		11/18/21 23:03		

REPORT OF LABORATORY ANALYSIS

This report shall not be reproduced, except in full,
without the written consent of Pace Analytical Services, LLC.

Pace Analytical Services, LLC
7726 Moller Road
Indianapolis, IN 46268
(317)228-3100

ANALYTICAL RESULTS

Project: Harding St Profile 1 Report 1
Pace Project No.: 50302158

Sample: MW-9I **Lab ID: 50302158002** Collected: 11/04/21 11:05 Received: 11/05/21 13:25 Matrix: Water

Parameters	Results	Units	Report Limit	DF	Prepared	Analyzed	CAS No.	Qual
9056 IC Anions	Analytical Method: EPA 9056							
	Pace Analytical Services - Indianapolis							
Chloride	**94.0**	mg/L	25.0	100		11/10/21 19:32	16887-00-6	
Fluoride	**0.98**	mg/L	0.10	1		11/10/21 19:12	16984-48-8	
Sulfate	**79.7**	mg/L	25.0	100		11/10/21 19:32	14808-79-8	
6010 MET ICP	Analytical Method: EPA 6010 Preparation Method: EPA 3010							
	Pace Analytical Services - Indianapolis							
Aluminum	ND	ug/L	200	1	11/15/21 13:34	11/16/21 13:01	7429-90-5	
Barium	**73.4**	ug/L	10.0	1	11/15/21 13:34	11/16/21 13:01	7440-39-3	
Boron	**972**	ug/L	100	1	11/15/21 13:34	11/16/21 13:01	7440-42-8	
Cadmium	ND	ug/L	2.0	1	11/15/21 13:34	11/16/21 13:01	7440-43-9	
Calcium	**103000**	ug/L	1000	1	11/15/21 13:34	11/16/21 13:01	7440-70-2	
Chromium	ND	ug/L	10.0	1	11/15/21 13:34	11/16/21 13:01	7440-47-3	
Iron	**1010**	ug/L	100	1	11/15/21 13:34	11/16/21 13:01	7439-89-6	
Lead	ND	ug/L	10.0	1	11/15/21 13:34	11/16/21 13:01	7439-92-1	
Lithium	**28.5**	ug/L	20.0	1	11/15/21 13:34	11/16/21 13:01	7439-93-2	
Magnesium	**24600**	ug/L	1000	1	11/15/21 13:34	11/16/21 13:01	7439-95-4	
Manganese	**241**	ug/L	10.0	1	11/15/21 13:34	11/16/21 13:01	7439-96-5	
Molybdenum	**123**	ug/L	10.0	1	11/15/21 13:34	11/16/21 13:01	7439-98-7	
Potassium	**5280**	ug/L	1000	1	11/15/21 13:34	11/16/21 13:01	7440-09-7	
Silica	**11500**	ug/L	450	1	11/15/21 13:34	11/16/21 13:01	7631-86-9	N2
Sodium	**77900**	ug/L	1000	1	11/15/21 13:34	11/16/21 13:01	7440-23-5	
6010 MET ICP, Dissolved	Analytical Method: EPA 6010 Preparation Method: EPA 3010							
	Pace Analytical Services - Indianapolis							
Manganese, Dissolved	**228**	ug/L	10.0	1	11/15/21 13:48	11/16/21 03:43	7439-96-5	
Molybdenum, Dissolved	**122**	ug/L	10.0	1	11/15/21 13:48	11/16/21 03:43	7439-98-7	
6020 MET ICPMS	Analytical Method: EPA 6020 Preparation Method: EPA 200.2							
	Pace Analytical Services - Indianapolis							
Antimony	ND	ug/L	1.0	1	11/10/21 08:38	11/17/21 06:22	7440-36-0	
Arsenic	**5.2**	ug/L	1.0	1	11/10/21 08:38	11/17/21 06:22	7440-38-2	
Cobalt	ND	ug/L	1.0	1	11/10/21 08:38	11/17/21 06:22	7440-48-4	
Selenium	ND	ug/L	1.0	1	11/10/21 08:38	11/17/21 06:22	7782-49-2	
2320B Alkalinity	Analytical Method: SM 2320B							
	Pace Analytical Services - Indianapolis							
Alkalinity, Total as CaCO3	**269**	mg/L	2.0	1		11/11/21 14:08		
Alkalinity,Bicarbonate (CaCO3)	**269**	mg/L	2.0	1		11/11/21 14:08		
Alkalinity,Carbonate (CaCO3)	ND	mg/L	2.0	1		11/11/21 14:08		
2540C Total Dissolved Solids	Analytical Method: SM 2540C							
	Pace Analytical Services - Indianapolis							
Total Dissolved Solids	**562**	mg/L	10.0	1		11/10/21 09:09		

REPORT OF LABORATORY ANALYSIS

This report shall not be reproduced, except in full,
without the written consent of Pace Analytical Services, LLC.

Pace Analytical Services, LLC
7726 Moller Road
Indianapolis, IN 46268
(317)228-3100

ANALYTICAL RESULTS

Project: Harding St Profile 1 Report 1
Pace Project No.: 50302158

Sample: MW-9I **Lab ID: 50302158002** Collected: 11/04/21 11:05 Received: 11/05/21 13:25 Matrix: Water

Parameters	Results	Units	Report Limit	DF	Prepared	Analyzed	CAS No.	Qual
4500H+ pH, Electrometric	Analytical Method: SM 4500-H+B Pace Analytical Services - Indianapolis							
pH at 25 Degrees C	**7.5**	Std. Units	0.10	1		11/10/21 16:11		H3
4500S2D Sulfide Water	Analytical Method: SM 4500-S2-D Pace Analytical Services - Indianapolis							
Sulfide	ND	mg/L	0.10	1		11/05/21 18:01	18496-25-8	
353.2 Nitrogen, NO2/NO3 unpres	Analytical Method: EPA 353.2 Pace Analytical Services - Indianapolis							
Nitrogen, Nitrate	**0.20**	mg/L	0.10	1		11/05/21 17:45	14797-55-8	
Nitrogen, Nitrite	ND	mg/L	0.10	1		11/05/21 17:45	14797-65-0	
365.1 Total Phosphorus	Analytical Method: EPA 365.1 Preparation Method: EPA 365.1 Pace Analytical Services - Indianapolis							
Phosphate as P04	ND	mg/L	0.15	1	11/18/21 13:30	11/18/21 16:27		
5310C TOC	Analytical Method: SM 5310C Pace Analytical Services - Indianapolis							
Total Organic Carbon	ND	mg/L	1.0	1		11/17/21 00:32	7440-44-0	
5310C Dissolved Organic Carbon	Analytical Method: SM 5310C Pace Analytical Services - Indianapolis							
Dissolved Organic Carbon	ND	mg/L	1.0	1		11/18/21 23:13		

REPORT OF LABORATORY ANALYSIS

This report shall not be reproduced, except in full,
without the written consent of Pace Analytical Services, LLC.

Pace Analytical Services, LLC
7726 Moller Road
Indianapolis, IN 46268
(317)228-3100

ANALYTICAL RESULTS

Project: Harding St Profile 1 Report 1
Pace Project No.: 50302158

Sample: MW-9D **Lab ID: 50302158003** Collected: 11/04/21 09:55 Received: 11/05/21 13:25 Matrix: Water

Parameters	Results	Units	Report Limit	DF	Prepared	Analyzed	CAS No.	Qual
9056 IC Anions	Analytical Method: EPA 9056							
	Pace Analytical Services - Indianapolis							
Chloride	**86.1**	mg/L	25.0	100		11/10/21 20:14	16887-00-6	
Fluoride	**0.36**	mg/L	0.10	1		11/10/21 19:54	16984-48-8	
Sulfate	**129**	mg/L	25.0	100		11/10/21 20:14	14808-79-8	
6010 MET ICP	Analytical Method: EPA 6010 Preparation Method: EPA 3010							
	Pace Analytical Services - Indianapolis							
Aluminum	ND	ug/L	200	1	11/15/21 13:34	11/16/21 13:03	7429-90-5	
Barium	**46.3**	ug/L	10.0	1	11/15/21 13:34	11/16/21 13:03	7440-39-3	
Boron	**1080**	ug/L	100	1	11/15/21 13:34	11/16/21 13:03	7440-42-8	
Cadmium	ND	ug/L	2.0	1	11/15/21 13:34	11/16/21 13:03	7440-43-9	
Calcium	**110000**	ug/L	1000	1	11/15/21 13:34	11/16/21 13:03	7440-70-2	
Chromium	ND	ug/L	10.0	1	11/15/21 13:34	11/16/21 13:03	7440-47-3	
Iron	**1880**	ug/L	100	1	11/15/21 13:34	11/16/21 13:03	7439-89-6	
Lead	ND	ug/L	10.0	1	11/15/21 13:34	11/16/21 13:03	7439-92-1	
Lithium	**23.0**	ug/L	20.0	1	11/15/21 13:34	11/16/21 13:03	7439-93-2	
Magnesium	**31200**	ug/L	1000	1	11/15/21 13:34	11/16/21 13:03	7439-95-4	
Manganese	**238**	ug/L	10.0	1	11/15/21 13:34	11/16/21 13:03	7439-96-5	
Molybdenum	**41.3**	ug/L	10.0	1	11/15/21 13:34	11/16/21 13:03	7439-98-7	
Potassium	**5820**	ug/L	1000	1	11/15/21 13:34	11/16/21 13:03	7440-09-7	
Silica	**11600**	ug/L	450	1	11/15/21 13:34	11/16/21 13:03	7631-86-9	N2
Sodium	**73300**	ug/L	1000	1	11/15/21 13:34	11/16/21 13:03	7440-23-5	
6010 MET ICP, Dissolved	Analytical Method: EPA 6010 Preparation Method: EPA 3010							
	Pace Analytical Services - Indianapolis							
Manganese, Dissolved	**229**	ug/L	10.0	1	11/15/21 13:48	11/16/21 03:46	7439-96-5	
Molybdenum, Dissolved	**42.2**	ug/L	10.0	1	11/15/21 13:48	11/16/21 03:46	7439-98-7	
6020 MET ICPMS	Analytical Method: EPA 6020 Preparation Method: EPA 200.2							
	Pace Analytical Services - Indianapolis							
Antimony	ND	ug/L	1.0	1	11/10/21 08:38	11/17/21 06:26	7440-36-0	
Arsenic	**9.0**	ug/L	1.0	1	11/10/21 08:38	11/17/21 06:26	7440-38-2	
Cobalt	ND	ug/L	1.0	1	11/10/21 08:38	11/17/21 06:26	7440-48-4	
Selenium	ND	ug/L	1.0	1	11/10/21 08:38	11/17/21 06:26	7782-49-2	
2320B Alkalinity	Analytical Method: SM 2320B							
	Pace Analytical Services - Indianapolis							
Alkalinity, Total as CaCO3	**269**	mg/L	2.0	1		11/11/21 14:08		
Alkalinity,Bicarbonate (CaCO3)	**269**	mg/L	2.0	1		11/11/21 14:08		
Alkalinity,Carbonate (CaCO3)	ND	mg/L	2.0	1		11/11/21 14:08		
2540C Total Dissolved Solids	Analytical Method: SM 2540C							
	Pace Analytical Services - Indianapolis							
Total Dissolved Solids	**629**	mg/L	10.0	1		11/10/21 09:10		

REPORT OF LABORATORY ANALYSIS

This report shall not be reproduced, except in full,
without the written consent of Pace Analytical Services, LLC.

Pace Analytical Services, LLC
7726 Moller Road
Indianapolis, IN 46268
(317)228-3100

ANALYTICAL RESULTS

Project: Harding St Profile 1 Report 1
Pace Project No.: 50302158

Sample: MW-9D **Lab ID: 50302158003** Collected: 11/04/21 09:55 Received: 11/05/21 13:25 Matrix: Water

Parameters	Results	Units	Report Limit	DF	Prepared	Analyzed	CAS No.	Qual
4500H+ pH, Electrometric	Analytical Method: SM 4500-H+B Pace Analytical Services - Indianapolis							
pH at 25 Degrees C	**7.6**	Std. Units	0.10	1		11/10/21 16:10		H3
4500S2D Sulfide Water	Analytical Method: SM 4500-S2-D Pace Analytical Services - Indianapolis							
Sulfide	ND	mg/L	0.10	1		11/05/21 18:01	18496-25-8	
353.2 Nitrogen, NO2/NO3 unpres	Analytical Method: EPA 353.2 Pace Analytical Services - Indianapolis							
Nitrogen, Nitrate	ND	mg/L	0.10	1		11/05/21 17:47	14797-55-8	
Nitrogen, Nitrite	ND	mg/L	0.10	1		11/05/21 17:47	14797-65-0	
365.1 Total Phosphorus	Analytical Method: EPA 365.1 Preparation Method: EPA 365.1 Pace Analytical Services - Indianapolis							
Phosphate as P04	ND	mg/L	0.15	1	11/18/21 13:30	11/18/21 16:29		
5310C TOC	Analytical Method: SM 5310C Pace Analytical Services - Indianapolis							
Total Organic Carbon	**1.1**	mg/L	1.0	1		11/17/21 00:43	7440-44-0	
5310C Dissolved Organic Carbon	Analytical Method: SM 5310C Pace Analytical Services - Indianapolis							
Dissolved Organic Carbon	**1.1**	mg/L	1.0	1		11/18/21 23:24		

REPORT OF LABORATORY ANALYSIS

This report shall not be reproduced, except in full,
without the written consent of Pace Analytical Services, LLC.

Pace Analytical Services, LLC
7726 Moller Road
Indianapolis, IN 46268
(317)228-3100

ANALYTICAL RESULTS

Project: Harding St Profile 1 Report 1
Pace Project No.: 50302158

Sample: Field Blank 1 **Lab ID: 50302158004** Collected: 11/04/21 13:20 Received: 11/05/21 13:25 Matrix: Water

Parameters	Results	Units	Report Limit	DF	Prepared	Analyzed	CAS No.	Qual
9056 IC Anions	Analytical Method: EPA 9056							
	Pace Analytical Services - Indianapolis							
Chloride	ND	mg/L	0.25	1		11/10/21 21:53	16887-00-6	
Fluoride	ND	mg/L	0.10	1		11/10/21 21:53	16984-48-8	
Sulfate	ND	mg/L	0.25	1		11/10/21 21:53	14808-79-8	
6010 MET ICP	Analytical Method: EPA 6010 Preparation Method: EPA 3010							
	Pace Analytical Services - Indianapolis							
Aluminum	ND	ug/L	200	1	11/15/21 13:34	11/16/21 13:05	7429-90-5	
Barium	ND	ug/L	10.0	1	11/15/21 13:34	11/16/21 13:05	7440-39-3	
Boron	ND	ug/L	100	1	11/15/21 13:34	11/16/21 13:05	7440-42-8	
Cadmium	ND	ug/L	2.0	1	11/15/21 13:34	11/16/21 13:05	7440-43-9	
Calcium	ND	ug/L	1000	1	11/15/21 13:34	11/16/21 13:05	7440-70-2	
Chromium	ND	ug/L	10.0	1	11/15/21 13:34	11/16/21 13:05	7440-47-3	
Iron	ND	ug/L	100	1	11/15/21 13:34	11/16/21 13:05	7439-89-6	
Lead	ND	ug/L	10.0	1	11/15/21 13:34	11/16/21 13:05	7439-92-1	
Lithium	ND	ug/L	20.0	1	11/15/21 13:34	11/16/21 13:05	7439-93-2	
Magnesium	ND	ug/L	1000	1	11/15/21 13:34	11/16/21 13:05	7439-95-4	
Manganese	ND	ug/L	10.0	1	11/15/21 13:34	11/16/21 13:05	7439-96-5	
Molybdenum	ND	ug/L	10.0	1	11/15/21 13:34	11/16/21 13:05	7439-98-7	
Potassium	ND	ug/L	1000	1	11/15/21 13:34	11/16/21 13:05	7440-09-7	
Silica	ND	ug/L	450	1	11/15/21 13:34	11/16/21 13:05	7631-86-9	N2
Sodium	ND	ug/L	1000	1	11/15/21 13:34	11/16/21 13:05	7440-23-5	
6020 MET ICPMS	Analytical Method: EPA 6020 Preparation Method: EPA 200.2							
	Pace Analytical Services - Indianapolis							
Antimony	ND	ug/L	1.0	1	11/10/21 08:38	11/17/21 06:31	7440-36-0	
Arsenic	ND	ug/L	1.0	1	11/10/21 08:38	11/17/21 06:31	7440-38-2	
Cobalt	ND	ug/L	1.0	1	11/10/21 08:38	11/17/21 06:31	7440-48-4	
Selenium	ND	ug/L	1.0	1	11/10/21 08:38	11/17/21 06:31	7782-49-2	
2320B Alkalinity	Analytical Method: SM 2320B							
	Pace Analytical Services - Indianapolis							
Alkalinity, Total as CaCO3	**2.2**	mg/L	2.0	1		11/11/21 14:08		
Alkalinity,Bicarbonate (CaCO3)	**2.2**	mg/L	2.0	1		11/11/21 14:08		
Alkalinity,Carbonate (CaCO3)	ND	mg/L	2.0	1		11/11/21 14:08		
2540C Total Dissolved Solids	Analytical Method: SM 2540C							
	Pace Analytical Services - Indianapolis							
Total Dissolved Solids	ND	mg/L	10.0	1		11/10/21 09:10		PL
4500H+ pH, Electrometric	Analytical Method: SM 4500-H+B							
	Pace Analytical Services - Indianapolis							
pH at 25 Degrees C	**7.5**	Std. Units	0.10	1		11/10/21 16:23		H3

REPORT OF LABORATORY ANALYSIS

This report shall not be reproduced, except in full,
without the written consent of Pace Analytical Services, LLC.

Pace Analytical Services, LLC
7726 Moller Road
Indianapolis, IN 46268
(317)228-3100

ANALYTICAL RESULTS

Project: Harding St Profile 1 Report 1
Pace Project No.: 50302158

Sample: Field Blank 1 **Lab ID: 50302158004** Collected: 11/04/21 13:20 Received: 11/05/21 13:25 Matrix: Water

Parameters	Results	Units	Report Limit	DF	Prepared	Analyzed	CAS No.	Qual
4500S2D Sulfide Water	Analytical Method: SM 4500-S2-D Pace Analytical Services - Indianapolis							
Sulfide	ND	mg/L	0.10	1		11/05/21 18:01	18496-25-8	
353.2 Nitrogen, NO2/NO3 unpres	Analytical Method: EPA 353.2 Pace Analytical Services - Indianapolis							
Nitrogen, Nitrate	ND	mg/L	0.10	1		11/05/21 17:49	14797-55-8	
Nitrogen, Nitrite	ND	mg/L	0.10	1		11/05/21 17:49	14797-65-0	
365.1 Total Phosphorus	Analytical Method: EPA 365.1 Preparation Method: EPA 365.1 Pace Analytical Services - Indianapolis							
Phosphate as P04	ND	mg/L	0.15	1	11/18/21 13:30	11/18/21 16:30		
5310C TOC	Analytical Method: SM 5310C Pace Analytical Services - Indianapolis							
Total Organic Carbon	ND	mg/L	1.0	1		11/17/21 01:11	7440-44-0	

REPORT OF LABORATORY ANALYSIS

This report shall not be reproduced, except in full,
without the written consent of Pace Analytical Services, LLC.

Pace Analytical Services, LLC
7726 Moller Road
Indianapolis, IN 46268
(317)228-3100

QUALITY CONTROL DATA

Project: Harding St Profile 1 Report 1
Pace Project No.: 50302158

QC Batch: 649560
QC Batch Method: EPA 9056
Analysis Method: EPA 9056
Analysis Description: 9056 IC Anions
Laboratory: Pace Analytical Services - Indianapolis
Associated Lab Samples: 50302158001, 50302158002, 50302158003, 50302158004

METHOD BLANK: 2993087 Matrix: Water
Associated Lab Samples: 50302158001, 50302158002, 50302158003, 50302158004

Parameter	Units	Blank Result	Reporting Limit	Analyzed	Qualifiers
Chloride	mg/L	ND	0.25	11/10/21 14:09	
Fluoride	mg/L	ND	0.10	11/10/21 14:09	
Sulfate	mg/L	ND	0.25	11/10/21 14:09	

LABORATORY CONTROL SAMPLE: 2993088

Parameter	Units	Spike Conc.	LCS Result	LCS % Rec	% Rec Limits	Qualifiers
Chloride	mg/L	1.2	1.1	88	80-120	
Fluoride	mg/L	0.5	0.43	85	80-120	
Sulfate	mg/L	2.5	2.3	93	80-120	

MATRIX SPIKE & MATRIX SPIKE DUPLICATE: 2993089 2993090

Parameter	Units	50302156001 Result	MS Spike Conc.	MSD Spike Conc.	MS Result	MSD Result	MS % Rec	MSD % Rec	% Rec Limits	RPD	Max RPD	Qual
Chloride	mg/L	15.2	12.5	12.5	26.2	26.2	88	88	80-120	0	15	
Fluoride	mg/L	ND	0.5	0.5	0.52	0.53	86	87	80-120	1	15	
Sulfate	mg/L	246	250	250	467	468	89	89	80-120	0	15	

Results presented on this page are in the units indicated by the "Units" column except where an alternate unit is presented to the right of the result.

REPORT OF LABORATORY ANALYSIS

This report shall not be reproduced, except in full,
without the written consent of Pace Analytical Services, LLC.

Pace Analytical Services, LLC
7726 Moller Road
Indianapolis, IN 46268
(317)228-3100

QUALITY CONTROL DATA

Project: Harding St Profile 1 Report 1
Pace Project No.: 50302158

QC Batch: 649047
QC Batch Method: EPA 3010
Analysis Method: EPA 6010
Analysis Description: 6010 MET
Laboratory: Pace Analytical Services - Indianapolis
Associated Lab Samples: 50302158001, 50302158002, 50302158003, 50302158004

METHOD BLANK: 2990952 Matrix: Water
Associated Lab Samples: 50302158001, 50302158002, 50302158003, 50302158004

Parameter	Units	Blank Result	Reporting Limit	Analyzed	Qualifiers
Aluminum	ug/L	ND	200	11/16/21 12:10	
Barium	ug/L	ND	10.0	11/16/21 12:10	
Boron	ug/L	ND	100	11/16/21 12:10	
Cadmium	ug/L	ND	2.0	11/16/21 12:10	
Calcium	ug/L	ND	1000	11/16/21 12:10	
Chromium	ug/L	ND	10.0	11/16/21 12:10	
Iron	ug/L	ND	100	11/16/21 12:10	
Lead	ug/L	ND	10.0	11/16/21 12:10	
Lithium	ug/L	ND	20.0	11/16/21 12:10	
Magnesium	ug/L	ND	1000	11/16/21 12:10	
Manganese	ug/L	ND	10.0	11/16/21 12:10	
Molybdenum	ug/L	ND	10.0	11/16/21 12:10	
Potassium	ug/L	ND	1000	11/16/21 12:10	
Silica	ug/L	ND	450	11/16/21 12:10	N2
Sodium	ug/L	ND	1000	11/16/21 12:10	

LABORATORY CONTROL SAMPLE: 2990953

Parameter	Units	Spike Conc.	LCS Result	LCS % Rec	% Rec Limits	Qualifiers
Aluminum	ug/L	5000	4590	92	80-120	
Barium	ug/L	1000	966	97	80-120	
Boron	ug/L	1000	980	98	80-120	
Cadmium	ug/L	1000	935	93	80-120	
Calcium	ug/L	5000	5040	101	80-120	
Chromium	ug/L	1000	979	98	80-120	
Iron	ug/L	2500	2440	98	80-120	
Lead	ug/L	1000	931	93	80-120	
Lithium	ug/L	1000	1020	102	80-120	
Magnesium	ug/L	5000	4800	96	80-120	
Manganese	ug/L	1000	985	98	80-120	
Molybdenum	ug/L	1000	965	97	80-120	
Potassium	ug/L	5000	5020	100	80-120	
Silica	ug/L	5350	5350	100		N2
Sodium	ug/L	5000	4900	98	80-120	

Results presented on this page are in the units indicated by the "Units" column except where an alternate unit is presented to the right of the result.

REPORT OF LABORATORY ANALYSIS

This report shall not be reproduced, except in full,
without the written consent of Pace Analytical Services, LLC.

Pace Analytical Services, LLC
7726 Moller Road
Indianapolis, IN 46268
(317)228-3100

QUALITY CONTROL DATA

Project: Harding St Profile 1 Report 1
Pace Project No.: 50302158

MATRIX SPIKE & MATRIX SPIKE DUPLICATE: 2990954 2990955

Parameter	Units	50302027005 Result	MS Spike Conc.	MSD Spike Conc.	MS Result	MSD Result	MS % Rec	MSD % Rec	% Rec Limits	RPD	Max RPD	Qual
Aluminum	ug/L	ND	5000	5000	4640	4650	93	93	75-125	0	20	
Barium	ug/L	69.2	1000	1000	1010	1010	94	94	75-125	0	20	
Boron	ug/L	127	1000	1000	1120	1130	99	100	75-125	1	20	
Cadmium	ug/L	ND	1000	1000	927	930	93	93	75-125	0	20	
Calcium	ug/L	106000	5000	5000	108000	107000	46	18	75-125	1	20	P6
Chromium	ug/L	ND	1000	1000	947	954	95	95	75-125	1	20	
Iron	ug/L	1230	2500	2500	3550	3550	93	93	75-125	0	20	
Lead	ug/L	ND	1000	1000	886	893	89	89	75-125	1	20	
Lithium	ug/L	ND	1000	1000	1010	1010	100	101	75-125	0	20	
Magnesium	ug/L	30700	5000	5000	34600	34200	78	71	75-125	1	20	P6
Manganese	ug/L	118	1000	1000	1060	1070	95	96	75-125	1	20	
Molybdenum	ug/L	ND	1000	1000	955	962	95	96	75-125	1	20	
Potassium	ug/L	2050	5000	5000	6940	7010	98	99	75-125	1	20	
Silica	ug/L	12300	5350	5350	17200	17000	93	88		2		N2
Sodium	ug/L	19500	5000	5000	23800	23500	85	79	75-125	1	20	

MATRIX SPIKE & MATRIX SPIKE DUPLICATE: 2990956 2990957

Parameter	Units	50302028002 Result	MS Spike Conc.	MSD Spike Conc.	MS Result	MSD Result	MS % Rec	MSD % Rec	% Rec Limits	RPD	Max RPD	Qual
Aluminum	ug/L	ND	5000	5000	4620	4720	92	94	75-125	2	20	
Barium	ug/L	221	1000	1000	1150	1160	93	94	75-125	1	20	
Boron	ug/L	263	1000	1000	1260	1280	99	101	75-125	2	20	
Cadmium	ug/L	ND	1000	1000	919	931	92	93	75-125	1	20	
Calcium	ug/L	96600	5000	5000	100000	102000	77	113	75-125	2	20	
Chromium	ug/L	ND	1000	1000	946	958	94	96	75-125	1	20	
Iron	ug/L	1670	2500	2500	3950	4000	91	93	75-125	1	20	
Lead	ug/L	ND	1000	1000	871	881	87	88	75-125	1	20	
Lithium	ug/L	ND	1000	1000	1000	1020	99	101	75-125	1	20	
Magnesium	ug/L	29300	5000	5000	33600	34200	86	97	75-125	2	20	
Manganese	ug/L	303	1000	1000	1240	1260	93	96	75-125	2	20	
Molybdenum	ug/L	ND	1000	1000	948	960	95	96	75-125	1	20	
Potassium	ug/L	7590	5000	5000	12400	12500	96	98	75-125	1	20	
Silica	ug/L	10900	5350	5350	15900	16100	94	98		1		N2
Sodium	ug/L	73700	5000	5000	77300	78000	72	86	75-125	1	20	P6

Results presented on this page are in the units indicated by the "Units" column except where an alternate unit is presented to the right of the result.

REPORT OF LABORATORY ANALYSIS

This report shall not be reproduced, except in full,
without the written consent of Pace Analytical Services, LLC.

Pace Analytical Services, LLC
7726 Moller Road
Indianapolis, IN 46268
(317)228-3100

QUALITY CONTROL DATA

Project: Harding St Profile 1 Report 1
Pace Project No.: 50302158

QC Batch: 649216
QC Batch Method: EPA 3010
Analysis Method: EPA 6010
Analysis Description: 6010 MET Dissolved
Laboratory: Pace Analytical Services - Indianapolis
Associated Lab Samples: 50302158001, 50302158002, 50302158003

METHOD BLANK: 2991499 Matrix: Water
Associated Lab Samples: 50302158001, 50302158002, 50302158003

Parameter	Units	Blank Result	Reporting Limit	Analyzed	Qualifiers
Manganese, Dissolved	ug/L	ND	10.0	11/16/21 02:57	
Molybdenum, Dissolved	ug/L	ND	10.0	11/16/21 02:57	

LABORATORY CONTROL SAMPLE: 2991500

Parameter	Units	Spike Conc.	LCS Result	LCS % Rec	% Rec Limits	Qualifiers
Manganese, Dissolved	ug/L	1000	821	82	80-120	
Molybdenum, Dissolved	ug/L	1000	827	83	80-120	

MATRIX SPIKE & MATRIX SPIKE DUPLICATE: 2991501 2991502

Parameter	Units	50302027005 Result	MS Spike Conc.	MSD Spike Conc.	MS Result	MSD Result	MS % Rec	MSD % Rec	% Rec Limits	RPD	Max RPD	Qual
Manganese, Dissolved	ug/L	112	1000	1000	1070	1080	96	96	75-125	0	20	
Molybdenum, Dissolved	ug/L	ND	1000	1000	998	1010	100	100	75-125	1	20	

MATRIX SPIKE & MATRIX SPIKE DUPLICATE: 2991503 2991504

Parameter	Units	50302028002 Result	MS Spike Conc.	MSD Spike Conc.	MS Result	MSD Result	MS % Rec	MSD % Rec	% Rec Limits	RPD	Max RPD	Qual
Manganese, Dissolved	ug/L	300	1000	1000	1230	1250	93	95	75-125	1	20	
Molybdenum, Dissolved	ug/L	ND	1000	1000	986	992	98	99	75-125	1	20	

Results presented on this page are in the units indicated by the "Units" column except where an alternate unit is presented to the right of the result.

REPORT OF LABORATORY ANALYSIS

This report shall not be reproduced, except in full,
without the written consent of Pace Analytical Services, LLC.

Pace Analytical Services, LLC
7726 Moller Road
Indianapolis, IN 46268
(317)228-3100

QUALITY CONTROL DATA

Project: Harding St Profile 1 Report 1
Pace Project No.: 50302158

QC Batch: 649453
QC Batch Method: EPA 200.2
Analysis Method: EPA 6020
Analysis Description: 6020 MET
Laboratory: Pace Analytical Services - Indianapolis
Associated Lab Samples: 50302158001, 50302158002, 50302158003, 50302158004

METHOD BLANK: 2992568 Matrix: Water
Associated Lab Samples: 50302158001, 50302158002, 50302158003, 50302158004

Parameter	Units	Blank Result	Reporting Limit	Analyzed	Qualifiers
Antimony	ug/L	ND	1.0	11/17/21 05:34	
Arsenic	ug/L	ND	1.0	11/17/21 05:34	
Cobalt	ug/L	ND	1.0	11/17/21 05:34	
Selenium	ug/L	ND	1.0	11/17/21 05:34	

LABORATORY CONTROL SAMPLE: 2992569

Parameter	Units	Spike Conc.	LCS Result	LCS % Rec	% Rec Limits	Qualifiers
Antimony	ug/L	40	41.8	105	80-120	
Arsenic	ug/L	40	37.7	94	80-120	
Cobalt	ug/L	40	40.3	101	80-120	
Selenium	ug/L	40	38.3	96	80-120	

MATRIX SPIKE & MATRIX SPIKE DUPLICATE: 2992570 2992571

Parameter	Units	50302156001 Result	MS Spike Conc.	MSD Spike Conc.	MS Result	MSD Result	MS % Rec	MSD % Rec	% Rec Limits	RPD	Max RPD	Qual
Antimony	ug/L	ND	40	40	42.3	41.8	105	104	75-125	1	20	
Arsenic	ug/L	ND	40	40	37.4	36.6	93	91	75-125	2	20	
Cobalt	ug/L	ND	40	40	38.7	38.2	95	94	75-125	1	20	
Selenium	ug/L	ND	40	40	38.9	38.4	95	94	75-125	1	20	

Results presented on this page are in the units indicated by the "Units" column except where an alternate unit is presented to the right of the result.

REPORT OF LABORATORY ANALYSIS

This report shall not be reproduced, except in full,
without the written consent of Pace Analytical Services, LLC.

Pace Analytical Services, LLC
7726 Moller Road
Indianapolis, IN 46268
(317)228-3100

QUALITY CONTROL DATA

Project: Harding St Profile 1 Report 1
Pace Project No.: 50302158

QC Batch: 649826 | Analysis Method: SM 2320B
QC Batch Method: SM 2320B | Analysis Description: 2320B Alkalinity
Laboratory: Pace Analytical Services - Indianapolis
Associated Lab Samples: 50302158001, 50302158002, 50302158003, 50302158004

METHOD BLANK: 2994528 Matrix: Water
Associated Lab Samples: 50302158001, 50302158002, 50302158003, 50302158004

Parameter	Units	Blank Result	Reporting Limit	Analyzed	Qualifiers
Alkalinity, Total as CaCO3	mg/L	ND	2.0	11/11/21 14:08	
Alkalinity,Bicarbonate (CaCO3)	mg/L	ND	2.0	11/11/21 14:08	
Alkalinity,Carbonate (CaCO3)	mg/L	ND	2.0	11/11/21 14:08	

LABORATORY CONTROL SAMPLE: 2994529

Parameter	Units	Spike Conc.	LCS Result	LCS % Rec	% Rec Limits	Qualifiers
Alkalinity, Total as CaCO3	mg/L	50	47.9	96	90-110	

SAMPLE DUPLICATE: 2994530

Parameter	Units	50302108006 Result	Dup Result	RPD	Max RPD	Qualifiers
Alkalinity, Total as CaCO3	mg/L	676	691	2	20	
Alkalinity,Bicarbonate (CaCO3)	mg/L	676	691	2	20	
Alkalinity,Carbonate (CaCO3)	mg/L	ND	ND		20	

SAMPLE DUPLICATE: 2994531

Parameter	Units	50302256001 Result	Dup Result	RPD	Max RPD	Qualifiers
Alkalinity, Total as CaCO3	mg/L	96.4	102	5	20	
Alkalinity,Bicarbonate (CaCO3)	mg/L	96.4	102	5	20	
Alkalinity,Carbonate (CaCO3)	mg/L	ND	ND		20	

Results presented on this page are in the units indicated by the "Units" column except where an alternate unit is presented to the right of the result.

REPORT OF LABORATORY ANALYSIS

This report shall not be reproduced, except in full,
without the written consent of Pace Analytical Services, LLC.

Pace Analytical Services, LLC
7726 Moller Road
Indianapolis, IN 46268
(317)228-3100

QUALITY CONTROL DATA

Project: Harding St Profile 1 Report 1
Pace Project No.: 50302158

QC Batch: 649493 | Analysis Method: SM 2540C
QC Batch Method: SM 2540C | Analysis Description: 2540C Total Dissolved Solids
Laboratory: Pace Analytical Services - Indianapolis
Associated Lab Samples: 50302158001, 50302158002, 50302158003, 50302158004

METHOD BLANK: 2992747 Matrix: Water
Associated Lab Samples: 50302158001, 50302158002, 50302158003, 50302158004

Parameter	Units	Blank Result	Reporting Limit	Analyzed	Qualifiers
Total Dissolved Solids	mg/L	ND	10.0	11/10/21 09:08	

LABORATORY CONTROL SAMPLE: 2992748

Parameter	Units	Spike Conc.	LCS Result	LCS % Rec	% Rec Limits	Qualifiers
Total Dissolved Solids	mg/L	300	300	100	80-120	

SAMPLE DUPLICATE: 2992749

Parameter	Units	50302141004 Result	Dup Result	RPD	Max RPD	Qualifiers
Total Dissolved Solids	mg/L	2590	2590	0	10	

SAMPLE DUPLICATE: 2992750

Parameter	Units	50302141005 Result	Dup Result	RPD	Max RPD	Qualifiers
Total Dissolved Solids	mg/L	1200	1170	3	10	

Results presented on this page are in the units indicated by the "Units" column except where an alternate unit is presented to the right of the result.

REPORT OF LABORATORY ANALYSIS

This report shall not be reproduced, except in full,
without the written consent of Pace Analytical Services, LLC.

Pace Analytical Services, LLC
7726 Moller Road
Indianapolis, IN 46268
(317)228-3100

QUALITY CONTROL DATA

Project: Harding St Profile 1 Report 1
Pace Project No.: 50302158

QC Batch: 649626
QC Batch Method: SM 4500-H+B
Analysis Method: SM 4500-H+B
Analysis Description: 4500H+B pH
Laboratory: Pace Analytical Services - Indianapolis
Associated Lab Samples: 50302158001, 50302158002, 50302158003, 50302158004

SAMPLE DUPLICATE: 2993451

Parameter	Units	50302144001 Result	Dup Result	RPD	Max RPD	Qualifiers
pH at 25 Degrees C	Std. Units	7.0	7.2	2	2	H3

SAMPLE DUPLICATE: 2993452

Parameter	Units	50302187003 Result	Dup Result	RPD	Max RPD	Qualifiers
pH at 25 Degrees C	Std. Units	7.0	7.0	1	2	H3

Results presented on this page are in the units indicated by the "Units" column except where an alternate unit is presented to the right of the result.

REPORT OF LABORATORY ANALYSIS

This report shall not be reproduced, except in full,
without the written consent of Pace Analytical Services, LLC.

Pace Analytical Services, LLC
7726 Moller Road
Indianapolis, IN 46268
(317)228-3100

QUALITY CONTROL DATA

Project: Harding St Profile 1 Report 1
Pace Project No.: 50302158

QC Batch: 648936 | Analysis Method: SM 4500-S2-D
QC Batch Method: SM 4500-S2-D | Analysis Description: 4500S2D Sulfide Water
Laboratory: Pace Analytical Services - Indianapolis
Associated Lab Samples: 50302158001, 50302158002, 50302158003, 50302158004

METHOD BLANK: 2990476 Matrix: Water
Associated Lab Samples: 50302158001, 50302158002, 50302158003, 50302158004

Parameter	Units	Blank Result	Reporting Limit	Analyzed	Qualifiers
Sulfide	mg/L	ND	0.10	11/05/21 18:01	

LABORATORY CONTROL SAMPLE: 2990477

Parameter	Units	Spike Conc.	LCS Result	LCS % Rec	% Rec Limits	Qualifiers
Sulfide	mg/L	0.5	0.49	98	90-110	

MATRIX SPIKE & MATRIX SPIKE DUPLICATE: 2990478 2990479

Parameter	Units	50302158001 Result	MS Spike Conc.	MSD Spike Conc.	MS Result	MSD Result	MS % Rec	MSD % Rec	% Rec Limits	RPD	Max RPD	Qual
Sulfide	mg/L	ND	0.5	0.5	0.36	0.35	69	67	90-110	3	20	M3

Results presented on this page are in the units indicated by the "Units" column except where an alternate unit is presented to the right of the result.

REPORT OF LABORATORY ANALYSIS

This report shall not be reproduced, except in full,
without the written consent of Pace Analytical Services, LLC.

Pace Analytical Services, LLC
7726 Moller Road
Indianapolis, IN 46268
(317)228-3100

QUALITY CONTROL DATA

Project: Harding St Profile 1 Report 1
Pace Project No.: 50302158

QC Batch: 648910 | Analysis Method: EPA 353.2
QC Batch Method: EPA 353.2 | Analysis Description: 353.2 Nitrate + Nitrite, Unpres.
Laboratory: Pace Analytical Services - Indianapolis
Associated Lab Samples: 50302158001, 50302158002, 50302158003, 50302158004

METHOD BLANK: 2990259 Matrix: Water
Associated Lab Samples: 50302158001, 50302158002, 50302158003, 50302158004

Parameter	Units	Blank Result	Reporting Limit	Analyzed	Qualifiers
Nitrogen, Nitrate	mg/L	ND	0.10	11/05/21 17:33	
Nitrogen, Nitrite	mg/L	ND	0.10	11/05/21 17:33	

LABORATORY CONTROL SAMPLE: 2990260

Parameter	Units	Spike Conc.	LCS Result	LCS % Rec	% Rec Limits	Qualifiers
Nitrogen, Nitrate	mg/L	1	0.96	96	90-110	
Nitrogen, Nitrite	mg/L	1	1.1	109	90-110	

MATRIX SPIKE & MATRIX SPIKE DUPLICATE: 2990261 2990262

Parameter	Units	50302158001 Result	MS Spike Conc.	MSD Spike Conc.	MS Result	MSD Result	MS % Rec	MSD % Rec	% Rec Limits	RPD	Max RPD	Qual
Nitrogen, Nitrate	mg/L	0.51	1	1	1.5	1.5	101	102	90-110	0	20	
Nitrogen, Nitrite	mg/L	ND	1	1	1.1	1.1	114	114	90-110	0	20	M3

Results presented on this page are in the units indicated by the "Units" column except where an alternate unit is presented to the right of the result.

REPORT OF LABORATORY ANALYSIS

This report shall not be reproduced, except in full,
without the written consent of Pace Analytical Services, LLC.

Pace Analytical Services, LLC
7726 Moller Road
Indianapolis, IN 46268
(317)228-3100

QUALITY CONTROL DATA

Project: Harding St Profile 1 Report 1
Pace Project No.: 50302158

QC Batch: 651262
QC Batch Method: EPA 365.1
Analysis Method: EPA 365.1
Analysis Description: 365.1 Total Phosphorus
Laboratory: Pace Analytical Services - Indianapolis
Associated Lab Samples: 50302158001, 50302158002, 50302158003, 50302158004

METHOD BLANK: 3001515 Matrix: Water
Associated Lab Samples: 50302158001, 50302158002, 50302158003, 50302158004

Parameter	Units	Blank Result	Reporting Limit	Analyzed	Qualifiers
Phosphate as P04	mg/L	ND	0.15	11/18/21 16:17	

LABORATORY CONTROL SAMPLE: 3001516

Parameter	Units	Spike Conc.	LCS Result	LCS % Rec	% Rec Limits	Qualifiers
Phosphate as P04	mg/L		1.5			

MATRIX SPIKE & MATRIX SPIKE DUPLICATE: 3001517 3001518

Parameter	Units	50302157001 Result	MS Spike Conc.	MSD Spike Conc.	MS Result	MSD Result	MS % Rec	MSD % Rec	% Rec Limits	RPD	Max RPD	Qual
Phosphate as P04	mg/L	23.8			45.4	41.4				9		

MATRIX SPIKE SAMPLE: 3001519

Parameter	Units	50302159004 Result	Spike Conc.	MS Result	MS % Rec	% Rec Limits	Qualifiers
Phosphate as P04	mg/L	0.51		2.1			

Results presented on this page are in the units indicated by the "Units" column except where an alternate unit is presented to the right of the result.

REPORT OF LABORATORY ANALYSIS

This report shall not be reproduced, except in full,
without the written consent of Pace Analytical Services, LLC.

Pace Analytical Services, LLC
7726 Moller Road
Indianapolis, IN 46268
(317)228-3100

QUALITY CONTROL DATA

Project: Harding St Profile 1 Report 1
Pace Project No.: 50302158

QC Batch: 650843 | Analysis Method: SM 5310C
QC Batch Method: SM 5310C | Analysis Description: 5310C Total Organic Carbon
Laboratory: Pace Analytical Services - Indianapolis
Associated Lab Samples: 50302158001, 50302158002, 50302158003

METHOD BLANK: 2999707 Matrix: Water
Associated Lab Samples: 50302158001, 50302158002, 50302158003

Parameter	Units	Blank Result	Reporting Limit	Analyzed	Qualifiers
Total Organic Carbon	mg/L	ND	1.0	11/16/21 19:22	

LABORATORY CONTROL SAMPLE: 2999708

Parameter	Units	Spike Conc.	LCS Result	LCS % Rec	% Rec Limits	Qualifiers
Total Organic Carbon	mg/L	10	10.4	104	90-110	

MATRIX SPIKE & MATRIX SPIKE DUPLICATE: 2999709 2999710

Parameter	Units	50302108019 Result	MS Spike Conc.	MSD Spike Conc.	MS Result	MSD Result	MS % Rec	MSD % Rec	% Rec Limits	RPD	Max RPD	Qual
Total Organic Carbon	mg/L	ND	10	10	10.6	10.6	102	102	80-120	0	20	

MATRIX SPIKE SAMPLE: 2999711

Parameter	Units	50302128008 Result	Spike Conc.	MS Result	MS % Rec	% Rec Limits	Qualifiers
Total Organic Carbon	mg/L	2.7	10	12.9	103	80-120	

Results presented on this page are in the units indicated by the "Units" column except where an alternate unit is presented to the right of the result.

REPORT OF LABORATORY ANALYSIS

This report shall not be reproduced, except in full,
without the written consent of Pace Analytical Services, LLC.

Pace Analytical Services, LLC
7726 Moller Road
Indianapolis, IN 46268
(317)228-3100

QUALITY CONTROL DATA

Project: Harding St Profile 1 Report 1
Pace Project No.: 50302158

QC Batch: 650844
QC Batch Method: SM 5310C
Analysis Method: SM 5310C
Analysis Description: 5310C Total Organic Carbon
Laboratory: Pace Analytical Services - Indianapolis
Associated Lab Samples: 50302158004

METHOD BLANK: 2999712 Matrix: Water
Associated Lab Samples: 50302158004

Parameter	Units	Blank Result	Reporting Limit	Analyzed	Qualifiers
Total Organic Carbon	mg/L	ND	1.0	11/17/21 00:52	

LABORATORY CONTROL SAMPLE: 2999713

Parameter	Units	Spike Conc.	LCS Result	LCS % Rec	% Rec Limits	Qualifiers
Total Organic Carbon	mg/L	10	10.4	104	90-110	

MATRIX SPIKE & MATRIX SPIKE DUPLICATE: 2999714 2999715

Parameter	Units	50302187003 Result	MS Spike Conc.	MSD Spike Conc.	MS Result	MSD Result	MS % Rec	MSD % Rec	% Rec Limits	RPD	Max RPD	Qual
Total Organic Carbon	mg/L	3.1	10	10	14.2	14.0	112	109	80-120	2	20	

MATRIX SPIKE SAMPLE: 2999716

Parameter	Units	50302232002 Result	Spike Conc.	MS Result	MS % Rec	% Rec Limits	Qualifiers
Total Organic Carbon	mg/L	ND	10	11.2	103	80-120	

Results presented on this page are in the units indicated by the "Units" column except where an alternate unit is presented to the right of the result.

REPORT OF LABORATORY ANALYSIS

This report shall not be reproduced, except in full,
without the written consent of Pace Analytical Services, LLC.

Pace Analytical Services, LLC
7726 Moller Road
Indianapolis, IN 46268
(317)228-3100

QUALITY CONTROL DATA

Project: Harding St Profile 1 Report 1
Pace Project No.: 50302158

QC Batch: 651325
QC Batch Method: SM 5310C
Analysis Method: SM 5310C
Analysis Description: 5310C Dissolved Organic Carbon
Laboratory: Pace Analytical Services - Indianapolis
Associated Lab Samples: 50302158001, 50302158002, 50302158003

METHOD BLANK: 3001931 Matrix: Water
Associated Lab Samples: 50302158001, 50302158002, 50302158003

Parameter	Units	Blank Result	Reporting Limit	Analyzed	Qualifiers
Dissolved Organic Carbon	mg/L	ND	1.0	11/18/21 22:41	

LABORATORY CONTROL SAMPLE: 3001932

Parameter	Units	Spike Conc.	LCS Result	LCS % Rec	% Rec Limits	Qualifiers
Dissolved Organic Carbon	mg/L	10	10.7	107	90-110	

MATRIX SPIKE & MATRIX SPIKE DUPLICATE: 3001933 3001934

Parameter	Units	50302159004 Result	MS Spike Conc.	MSD Spike Conc.	MS Result	MSD Result	MS % Rec	MSD % Rec	% Rec Limits	RPD	Max RPD	Qual
Dissolved Organic Carbon	mg/L	3.0	10	10	13.7	13.7	107	108	80-120	0	20	

Results presented on this page are in the units indicated by the "Units" column except where an alternate unit is presented to the right of the result.

REPORT OF LABORATORY ANALYSIS

This report shall not be reproduced, except in full,
without the written consent of Pace Analytical Services, LLC.

Pace Analytical Services, LLC
7726 Moller Road
Indianapolis, IN 46268
(317)228-3100

ANALYTICAL RESULTS - RADIOCHEMISTRY

Project: Harding St Profile 1 Report 1
Pace Project No.: 50302158

Sample: MW-8S **Lab ID: 50302158001** Collected: 11/04/21 13:00 Received: 11/05/21 13:25 Matrix: Water
PWS: Site ID: Sample Type:

Parameters	Method	Act ± Unc (MDC) Carr Trac	Units	Analyzed	CAS No.	Qual
	Pace Analytical Services - Greensburg					
Radium-226	EPA 903.1	**0.000 ± 0.374 (0.762) C:NA T:89%**	pCi/L	12/07/21 14:05	13982-63-3	
	Pace Analytical Services - Greensburg					
Radium-228	EPA 904.0	**0.336 ± 0.589 (1.28) C:73% T:90%**	pCi/L	12/07/21 14:32	15262-20-1	
	Pace Analytical Services - Greensburg					
Total Radium	Total Radium Calculation	**0.336 ± 0.963 (2.04)**	pCi/L	12/08/21 14:55	7440-14-4	

This report shall not be reproduced, except in full,
without the written consent of Pace Analytical Services, LLC.

Pace Analytical Services, LLC
7726 Moller Road
Indianapolis, IN 46268
(317)228-3100

ANALYTICAL RESULTS - RADIOCHEMISTRY

Project: Harding St Profile 1 Report 1
Pace Project No.: 50302158

Sample: MW-9I **Lab ID: 50302158002** Collected: 11/04/21 11:05 Received: 11/05/21 13:25 Matrix: Water
PWS: Site ID: Sample Type:

Parameters	Method	Act ± Unc (MDC) Carr Trac	Units	Analyzed	CAS No.	Qual
	Pace Analytical Services - Greensburg					
Radium-226	EPA 903.1	**1.16 ± 0.583 (0.196) C:NA T:91%**	pCi/L	12/07/21 14:05	13982-63-3	
	Pace Analytical Services - Greensburg					
Radium-228	EPA 904.0	**0.637 ± 0.510 (1.03) C:74% T:83%**	pCi/L	12/07/21 14:32	15262-20-1	
	Pace Analytical Services - Greensburg					
Total Radium	Total Radium Calculation	**1.80 ± 1.09 (1.23)**	pCi/L	12/08/21 14:55	7440-14-4	

REPORT OF LABORATORY ANALYSIS

This report shall not be reproduced, except in full,
without the written consent of Pace Analytical Services, LLC.

Pace Analytical Services, LLC
7726 Moller Road
Indianapolis, IN 46268
(317)228-3100

ANALYTICAL RESULTS - RADIOCHEMISTRY

Project: Harding St Profile 1 Report 1
Pace Project No.: 50302158

Sample: MW-9D **Lab ID: 50302158003** Collected: 11/04/21 09:55 Received: 11/05/21 13:25 Matrix: Water
PWS: Site ID: Sample Type:

Parameters	Method	Act ± Unc (MDC) Carr Trac	Units	Analyzed	CAS No.	Qual
	Pace Analytical Services - Greensburg					
Radium-226	EPA 903.1	**0.650 ± 0.431 (0.196) C:NA T:94%**	pCi/L	12/07/21 14:05	13982-63-3	
	Pace Analytical Services - Greensburg					
Radium-228	EPA 904.0	**0.772 ± 0.512 (1.00) C:73% T:88%**	pCi/L	12/07/21 14:32	15262-20-1	
	Pace Analytical Services - Greensburg					
Total Radium	Total Radium Calculation	**1.42 ± 0.943 (1.20)**	pCi/L	12/08/21 14:55	7440-14-4	

This report shall not be reproduced, except in full,
without the written consent of Pace Analytical Services, LLC.

Pace Analytical Services, LLC
7726 Moller Road
Indianapolis, IN 46268
(317)228-3100

ANALYTICAL RESULTS - RADIOCHEMISTRY

Project: Harding St Profile 1 Report 1
Pace Project No.: 50302158

Sample: Field Blank 1 **Lab ID: 50302158004** Collected: 11/04/21 13:20 Received: 11/05/21 13:25 Matrix: Water
PWS: Site ID: Sample Type:

Parameters	Method	Act ± Unc (MDC) Carr Trac	Units	Analyzed	CAS No.	Qual
	Pace Analytical Services - Greensburg					
Radium-226	EPA 903.1	**0.000 ± 0.482 (1.02) C:NA T:96%**	pCi/L	12/07/21 14:05	13982-63-3	
	Pace Analytical Services - Greensburg					
Radium-228	EPA 904.0	**-0.0950 ± 0.515 (1.19) C:74% T:84%**	pCi/L	12/07/21 14:32	15262-20-1	
	Pace Analytical Services - Greensburg					
Total Radium	Total Radium Calculation	**0.000 ± 0.997 (2.21)**	pCi/L	12/08/21 14:55	7440-14-4	

REPORT OF LABORATORY ANALYSIS

This report shall not be reproduced, except in full,
without the written consent of Pace Analytical Services, LLC.

Pace Analytical Services, LLC
7726 Moller Road
Indianapolis, IN 46268
(317)228-3100

QUALITY CONTROL - RADIOCHEMISTRY

Project: Harding St Profile 1 Report 1
Pace Project No.: 50302158

QC Batch: 473873
QC Batch Method: EPA 903.1
Analysis Method: EPA 903.1
Analysis Description: 903.1 Radium-226
Laboratory: Pace Analytical Services - Greensburg
Associated Lab Samples: 50302158001, 50302158002, 50302158003, 50302158004

METHOD BLANK: 2289219 Matrix: Water
Associated Lab Samples: 50302158001, 50302158002, 50302158003, 50302158004

Parameter	Act ± Unc (MDC) Carr Trac	Units	Analyzed	Qualifiers
Radium-226	0.178 ± 0.387 (0.713) C:NA T:96%	pCi/L	12/07/21 13:51	

Results presented on this page are in the units indicated by the "Units" column except where an alternate unit is presented to the right of the result.

REPORT OF LABORATORY ANALYSIS

This report shall not be reproduced, except in full,
without the written consent of Pace Analytical Services, LLC.

Pace Analytical Services, LLC
7726 Moller Road
Indianapolis, IN 46268
(317)228-3100

QUALITY CONTROL - RADIOCHEMISTRY

Project: Harding St Profile 1 Report 1
Pace Project No.: 50302158

QC Batch: 473876
QC Batch Method: EPA 904.0
Analysis Method: EPA 904.0
Analysis Description: 904.0 Radium 228
Laboratory: Pace Analytical Services - Greensburg
Associated Lab Samples: 50302158001, 50302158002, 50302158003, 50302158004

METHOD BLANK: 2289221 Matrix: Water
Associated Lab Samples: 50302158001, 50302158002, 50302158003, 50302158004

Parameter	Act ± Unc (MDC) Carr Trac	Units	Analyzed	Qualifiers
Radium-228	0.560 ± 0.330 (0.597) C:73% T:85%	pCi/L	12/07/21 11:24	

Results presented on this page are in the units indicated by the "Units" column except where an alternate unit is presented to the right of the result.

REPORT OF LABORATORY ANALYSIS

This report shall not be reproduced, except in full,
without the written consent of Pace Analytical Services, LLC.

Pace Analytical Services, LLC
7726 Moller Road
Indianapolis, IN 46268
(317)228-3100

QUALIFIERS

Project: Harding St Profile 1 Report 1
Pace Project No.: 50302158

DEFINITIONS

DF - Dilution Factor, if reported, represents the factor applied to the reported data due to dilution of the sample aliquot.

ND - Not Detected at or above adjusted reporting limit.

TNTC - Too Numerous To Count

J - Estimated concentration above the adjusted method detection limit and below the adjusted reporting limit.

MDL - Adjusted Method Detection Limit.

PQL - Practical Quantitation Limit.

RL - Reporting Limit - The lowest concentration value that meets project requirements for quantitative data with known precision and bias for a specific analyte in a specific matrix.

S - Surrogate

1,2-Diphenylhydrazine decomposes to and cannot be separated from Azobenzene using Method 8270. The result for each analyte is a combined concentration.

Consistent with EPA guidelines, unrounded data are displayed and have been used to calculate % recovery and RPD values.

LCS(D) - Laboratory Control Sample (Duplicate)

MS(D) - Matrix Spike (Duplicate)

DUP - Sample Duplicate

RPD - Relative Percent Difference

NC - Not Calculable.

SG - Silica Gel - Clean-Up

U - Indicates the compound was analyzed for, but not detected.

N-Nitrosodiphenylamine decomposes and cannot be separated from Diphenylamine using Method 8270. The result reported for each analyte is a combined concentration.

Reported results are not rounded until the final step prior to reporting. Therefore, calculated parameters that are typically reported as "Total" may vary slightly from the sum of the reported component parameters.

Act - Activity

Unc - Uncertainty: SDWA = 1.96 sigma count uncertainty, all other matrices = Expanded Uncertainty (95% confidence interval). Gamma Spec = Expanded Uncertainty (95.4% Confidence Interval)

(MDC) - Minimum Detectable Concentration

Trac - Tracer Recovery (%)

Carr - Carrier Recovery (%)

Pace Analytical is TNI accredited. Contact your Pace PM for the current list of accredited analytes.

TNI - The NELAC Institute.

ANALYTE QUALIFIERS

H3	Sample was received or analysis requested beyond the recognized method holding time.
M3	Matrix spike recovery was outside laboratory control limits due to matrix interferences.
N2	The lab does not hold NELAC/TNI accreditation for this parameter but other accreditations/certifications may apply. A complete list of accreditations/certifications is available upon request.
P6	Matrix spike recovery was outside laboratory control limits due to a parent sample concentration notably higher than the spike level.
PL	The minimum mass of dried residue of 2.5 mg could not be obtained using the routine sample volume of 100 mL.

This report shall not be reproduced, except in full,
without the written consent of Pace Analytical Services, LLC.

Pace Analytical Services, LLC
7726 Moller Road
Indianapolis, IN 46268
(317)228-3100

QUALITY CONTROL DATA CROSS REFERENCE TABLE

Project: Harding St Profile 1 Report 1
Pace Project No.: 50302158

Lab ID	Sample ID	QC Batch Method	QC Batch	Analytical Method	Analytical Batch
50302158001	**MW-8S**	EPA 9056	649560		
50302158002	**MW-9I**	EPA 9056	649560		
50302158003	**MW-9D**	EPA 9056	649560		
50302158004	**Field Blank 1**	EPA 9056	649560		
50302158001	**MW-8S**	EPA 3010	649047	EPA 6010	650721
50302158002	**MW-9I**	EPA 3010	649047	EPA 6010	650721
50302158003	**MW-9D**	EPA 3010	649047	EPA 6010	650721
50302158004	**Field Blank 1**	EPA 3010	649047	EPA 6010	650721
50302158001	**MW-8S**	EPA 3010	649216	EPA 6010	650609
50302158002	**MW-9I**	EPA 3010	649216	EPA 6010	650609
50302158003	**MW-9D**	EPA 3010	649216	EPA 6010	650609
50302158001	**MW-8S**	EPA 200.2	649453	EPA 6020	649632
50302158002	**MW-9I**	EPA 200.2	649453	EPA 6020	649632
50302158003	**MW-9D**	EPA 200.2	649453	EPA 6020	649632
50302158004	**Field Blank 1**	EPA 200.2	649453	EPA 6020	649632
50302158001	**MW-8S**	EPA 903.1	473873		
50302158002	**MW-9I**	EPA 903.1	473873		
50302158003	**MW-9D**	EPA 903.1	473873		
50302158004	**Field Blank 1**	EPA 903.1	473873		
50302158001	**MW-8S**	EPA 904.0	473876		
50302158002	**MW-9I**	EPA 904.0	473876		
50302158003	**MW-9D**	EPA 904.0	473876		
50302158004	**Field Blank 1**	EPA 904.0	473876		
50302158001	**MW-8S**	Total Radium Calculation	475472		
50302158002	**MW-9I**	Total Radium Calculation	475472		
50302158003	**MW-9D**	Total Radium Calculation	475472		
50302158004	**Field Blank 1**	Total Radium Calculation	475472		
50302158001	**MW-8S**	SM 2320B	649826		
50302158002	**MW-9I**	SM 2320B	649826		
50302158003	**MW-9D**	SM 2320B	649826		
50302158004	**Field Blank 1**	SM 2320B	649826		
50302158001	**MW-8S**	SM 2540C	649493		
50302158002	**MW-9I**	SM 2540C	649493		
50302158003	**MW-9D**	SM 2540C	649493		
50302158004	**Field Blank 1**	SM 2540C	649493		
50302158001	**MW-8S**	SM 4500-H+B	649626		
50302158002	**MW-9I**	SM 4500-H+B	649626		
50302158003	**MW-9D**	SM 4500-H+B	649626		
50302158004	**Field Blank 1**	SM 4500-H+B	649626		
50302158001	**MW-8S**	SM 4500-S2-D	648936		
50302158002	**MW-9I**	SM 4500-S2-D	648936		
50302158003	**MW-9D**	SM 4500-S2-D	648936		
50302158004	**Field Blank 1**	SM 4500-S2-D	648936		

REPORT OF LABORATORY ANALYSIS

This report shall not be reproduced, except in full,
without the written consent of Pace Analytical Services, LLC.

Pace Analytical Services, LLC
7726 Moller Road
Indianapolis, IN 46268
(317)228-3100

QUALITY CONTROL DATA CROSS REFERENCE TABLE

Project: Harding St Profile 1 Report 1
Pace Project No.: 50302158

Lab ID	Sample ID	QC Batch Method	QC Batch	Analytical Method	Analytical Batch
50302158001	**MW-8S**	EPA 353.2	648910		
50302158002	**MW-9I**	EPA 353.2	648910		
50302158003	**MW-9D**	EPA 353.2	648910		
50302158004	**Field Blank 1**	EPA 353.2	648910		
50302158001	**MW-8S**	EPA 365.1	651262	EPA 365.1	651348
50302158002	**MW-9I**	EPA 365.1	651262	EPA 365.1	651348
50302158003	**MW-9D**	EPA 365.1	651262	EPA 365.1	651348
50302158004	**Field Blank 1**	EPA 365.1	651262	EPA 365.1	651348
50302158001	**MW-8S**	SM 5310C	650843		
50302158002	**MW-9I**	SM 5310C	650843		
50302158003	**MW-9D**	SM 5310C	650843		
50302158004	**Field Blank 1**	SM 5310C	650844		
50302158001	**MW-8S**	SM 5310C	651325		
50302158002	**MW-9I**	SM 5310C	651325		
50302158003	**MW-9D**	SM 5310C	651325		

This report shall not be reproduced, except in full,
without the written consent of Pace Analytical Services, LLC.

Pace Analytical®
WWW.PACELABS.COM

CHAIN-OF-CUSTODY / Analytic

The Chain-of-Custody is a LEGAL DOCUMENT. All rele

WO# : 50302158

50302158

Section A Required Client Information:	Section B Required Project Information:	Section C Invoice Information:
Company: ATC Group Services	Report To: Mark Breting	Attention:
Address: 7988 Centerpoint Drive	Copy To:	Company Name:
Indianapolis, IN 46256		Address:
Email: mark.breting@atcassociates.com	Purchase Order #:	Pace Quote:
Phone: NONE Fax:	Project Name: Harding St Profile 1 Report 1	Pace Project Manager: Hayden Putt
Requested Due Date:	Project #:	Pace Profile #: 6246 Line 30

Regulatory Agency
State / Location
IN

SAMPLE ID
One Character per box.
(A-Z, 0-9 / , -)
Sample Ids must be unique

MATRIX	CODE
Drinking Water	DW
Water	WT
Waste Water	WW
Product	P
Soil/Solid	SL
Oil	OL
Wipe	WP
Air	AR
Other	OT
Tissue	TS

Requested Analysis Filtered (Y/N)

ITEM #	SAMPLE ID	MATRIX CODE (see valid codes to left)	SAMPLE TYPE (G=GRAB C=COMP)	COLLECTED START DATE	COLLECTED START TIME	COLLECTED END DATE	COLLECTED END TIME	SAMPLE TEMP AT COLLECTION	# OF CONTAINERS	Unpreserved	H2SO4	HNO3	HCl	NaOH + ZnAcetate	Na2S2O3	Methanol	Other	Analyses Test Y/N	TDS/ NO3,NO2-Wet	(Cl, F, SO4) by IC	Metals, Total*	Metals Diss. Field Filtered** (Y)	Rad-228	Rad-226	Alkalinity, Ferrous Iron, pH	TOC by 5310C	DOC by 5310C (Y)	Sulfide	Phosphate	Residual Chlorine (Y/N)	
1	MW-1S	WT							11	3	3	4		1					X	X	X	X	X	X	X	X	X	X	X		
2	MW-1D	WT							11	3	3	4		1					X	X	X	X	X	X	X	X	X	X	X		
3	MW-2S	WT							11	3	3	4		1					X	X	X	X	X	X	X	X	X	X	X		
4	MW-2D	WT							11	3	3	4		1					X	X	X	X	X	X	X	X	X	X	X		
5	MW-3S	WT							11	3	3	4		1					X	X	X	X	X	X	X	X	X	X	X		
6	MW-3D	WT							11	3	3	4		1					X	X	X	X	X	X	X	X	X	X	X		
7	MW-4S	WT							11	3	3	4		1					X	X	X	X	X	X	X	X	X	X	X		
8	MW-5S	WT							11	3	3	4		1					X	X	X	X	X	X	X	X	X	X	X		
9	MW-6S	WT							11	3	3	4		1					X	X	X	X	X	X	X	X	X	X	X		
10	MW-7S	WT							11	3	3	4		1					X	X	X	X	X	X	X	X	X	X	X		
11	MW-7D	WT							11	3	3	4		1					X	X	X	X	X	X	X	X	X	X	X		
12	MW-8S	WT				11-4-2	13:00		11	3	3	4		1					X	X	X	X	X	X	X	X	X	X	X		001

ADDITIONAL COMMENTS	RELINQUISHED BY / AFFILIATION	DATE	TIME	ACCEPTED BY / AFFILIATION	DATE	TIME
* Metals: 6010 (Al, Ba, B, Cd, Cr, Fe, Pb, Mn, Mo, Ca, Mg, Na, K, Li, SiO2)	Andy Joskowiak	11-5-2	7:15	[signature] Pace	11/5	1305
6020 (Co, As, Se, Sb)	[signature] Pace	11/5/21	1325	[signature]	11/5/21	1325
** Dissolved FF 6010 (Mo, Mn)						
Alkalinity = (Total , Bicarb & Carb)						

SAMPLE CONDITIONS			
TEMP in C	Received on Ice (Y/N)	Custody Sealed Cooler (Y/N)	Samples Intact (Y/N)
2.0	Y	N	Y
2.4			
3.0			

SAMPLER NAME AND SIGNATURE

PRINT Name of SAMPLER: Andy Joskowiak

SIGNATURE of SAMPLER: [signature] DATE Signed: 11-5-21

Pace Analytical
WWW.PACELABS.COM

CHAIN-OF-CUSTODY / Analytical Request Document

The Chain-of-Custody is a LEGAL DOCUMENT. All relevant fields must be completed accurately.

Section A Required Client Information:	Section B Required Project Information:	Section C Invoice Information:
Company: ATC Group Services	Report To: Mark Breting	Attention:
Address: 7988 Centerpoint Drive	Copy To:	Company Name:
Indianapolis, IN 46256		Address:
Email: mark.breting@atcassociates.com	Purchase Order #:	Pace Quote:
Phone: NONE Fax:	Project Name: Harding St Profile 1 Report 1	Pace Project Manager: Hayden Putt
Requested Due Date:	Project #:	Pace Profile #: 6246 Line 30

Regulatory Agency

State / Location: IN

MATRIX CODE: Drinking Water DW; Water WT; Waste Water WW; Product P; Soil/Solid SL; Oil OL; Wipe WP; Air AR; Other OT; Tissue TS

ITEM #	SAMPLE ID (One Character per box. (A-Z, 0-9 / , -) Sample Ids must be unique)	MATRIX CODE (see valid codes to left)	SAMPLE TYPE (G=GRAB C=COMP)	COLLECTED START DATE	COLLECTED START TIME	COLLECTED END DATE	COLLECTED END TIME	SAMPLE TEMP AT COLLECTION	# OF CONTAINERS	Preservatives: Unpreserved	H2SO4	HNO3	HCl	NaOH + ZnAcetate	Na2S2O3	Methanol	Other	Analyses Test Y/N	TDS/ NO3,NO2-Wet	(Cl, F, SO4) by IC	Metals, Total*	Metals Diss. Field Filtered**	Rad-228	Rad-226	Alkalinity, Ferrous Iron, pH	TOC by 5310C	DOC by 5310C	Sulfide	Phosphate	Residual Chlorine (Y/N)	
	Requested Analysis Filtered (Y/N)																					Y						Y			
13		WT		—					11	3	3	4		1					X	X	X	X	X	X	X	X	X	X		
14	MW-9I	WT		1105	11-4				11	3	3	4		1					X	X	X	X	X	X	X	X	X	X		002
15	MW-9D	WT		955	11-4				11	3	3	4		1					X	X	X	X	X	X	X	X	X	X		003
16		WT		—					11	3	3	4		1					X	X	X	X	X	X	X	X	X	X		
17		WT		—					11	3	3	4		1					X	X	X	X	X	X	X	X	X	X		
18		WT		—					11	3	3	4		1					X	X	X	X	X	X	X	X	X	X		
19		WT		—					11	3	3	4		1					X	X	X	X	X	X	X	X	X	X		
20		WT		—					11	3	3	4		1					X	X	X	X	X	X	X	X	X	X		
21		WT		—					11	3	3	4		1					X	X	X	X	X	X	X	X	X	X		
22		WT		—					11	3	3	4		1					X	X	X	X	X	X	X	X	X	X		
23		WT		—					11	3	3	4		1					X	X	X	X	X	X	X	X	X	X		
24		WT		—					11	3	3	4		1					X	X	X	X	X	X	X	X	X	X		

ADDITIONAL COMMENTS	RELINQUISHED BY / AFFILIATION	DATE	TIME	ACCEPTED BY / AFFILIATION	DATE	TIME	SAMPLE CONDITIONS
* Metals: 6010 (Al, Ba, B, Cd, Cr, Fe, Pb, Mn, Mo, Ca, Mg, Na, K, Li, SiO2)	[signature] Pace	11-5	715	[signature] Pace	11/5/21	1301	
6020 (Co, As, Se, Sb)	[signature] Pace	11/5/21	1325	[signature]	11/5/21	1325	2.0 Y N Y
** Dissolved FF 6010 (Mo, Mn)							2.4
Alkalinity = (Total , Bicarb & Carb)							3.0

SAMPLER NAME AND SIGNATURE

PRINT Name of SAMPLER: P. Greg Harper

SIGNATURE of SAMPLER: [signature]

DATE Signed: 11-5-21

TEMP in C	Received on Ice (Y/N)	Custody Sealed Cooler (Y/N)	Samples Intact (Y/N)

Pace Analytical
WWW.PACELABS.COM

CHAIN-OF-CUSTODY / Analytical Request Document

The Chain-of-Custody is a LEGAL DOCUMENT. All relevant fields must be completed accurately.

Section A Required Client Information:		Section B Required Project Information:		Section C Invoice Information:	
Company:	ATC Group Services	Report To:	Mark Breting	Attention:	
Address:	7988 Centerpoint Drive	Copy To:		Company Name:	
Indianapolis, IN 46256				Address:	
Email:	mark.breting@atcassociates.com	Purchase Order #:		Pace Quote:	
Phone:	NONE Fax:	Project Name:	Harding St Profile 1 Report 1	Pace Project Manager:	Hayden Putt
Requested Due Date:		Project #:		Pace Profile #:	6246 Line 30

Regulatory Agency	State / Location
	IN

SAMPLE ID
One Character per box.
(A-Z, 0-9 / , -)
Sample Ids must be unique

MATRIX	CODE
Drinking Water	DW
Water	WT
Waste Water	WW
Product	P
Soil/Solid	SL
Oil	OL
Wipe	WP
Air	AR
Other	OT
Tissue	TS

ITEM #	SAMPLE ID	MATRIX CODE (see valid codes to left)	SAMPLE TYPE (G=GRAB C=COMP)	COLLECTED START DATE	COLLECTED START TIME	COLLECTED END DATE	COLLECTED END TIME	SAMPLE TEMP AT COLLECTION	# OF CONTAINERS	Preservatives: Unpreserved	H2SO4	HNO3	HCl	NaOH + ZnAcetate	Na2S2O3	Methanol	Other	Analyses Test Y/N	TDS/ NO3,NO2-Wet	(Cl, F, SO4 by IC	Metals, Total*	Metals Diss. Field Filtered**	Rad-228	Rad-226	Alkalinity, Ferrous Iron, pH	TOC by 5310C	DOC by 5310C	Sulfide	Phosphate	Residual Chlorine (Y/N)	
	Requested Analysis Filtered (Y/N)																					Y			Y						
25	MW-15S	WT							11	3	3	4		1					X	X	X	X	X	X	X	X	X	X		
26	MW-15I	WT							11	3	3	4		1					X	X	X	X	X	X	X	X	X	X		
27	MW-15D	WT							11	3	3	4		1					X	X	X	X	X	X	X	X	X	X		
28	DUP 1	WT							11	3	3	4		1					X	X	X	X	X	X	X	X	X	X		
29	DUP 2	WT							11	3	3	4		1					X	X	X	X	X	X	X	X	X	X		
30	Field Blank 1	WT				11-4-21	13:20		9	3	2	3		1					X	X	X		X	X	X	X		X		004
31	MS1	WT							11	3	3	4		1					X	X	X	X	X	X	X	X	X	X		
32	MSD1	WT							11	3	3	4		1					X	X	X	X	X	X	X	X	X	X		
33	MS2	WT							11	3	3	4		1					X	X	X	X	X	X	X	X	X	X		
34	MSD2	WT							11	3	3	4		1					X	X	X	X	X	X	X	X	X	X		
35	MW-4					11-4-21	17:30		11	3	3	4		1																005
36																														

ADDITIONAL COMMENTS	RELINQUISHED BY / AFFILIATION	DATE	TIME	ACCEPTED BY / AFFILIATION	DATE	TIME	SAMPLE CONDITIONS
* Metals: 6010 (Al, Ba, B, Cd, Cr, Fe, Pb, Mn, Mo, Ca, Mg, Na, K, Li, SiO2)	Andy Jackson	11-5-21	7:15	Pace	11/5	1305	
6020 (Co, As, Se, Sb)		11/5/21	1325		11/5/21	1325	2.0
** Dissolved FF 6010 (Mo, Mn)							2.4
Alkalinity = (Total , Bicarb & Carb)							3.0

SAMPLER NAME AND SIGNATURE			TEMP in C	Received on Ice (Y/N)	Custody Sealed Cooler (Y/N)	Samples Intact (Y/N)
PRINT Name of SAMPLER:	Andy Jackson					
SIGNATURE of SAMPLER:		DATE Signed: 11-5-21				

Pace Analytical®

SAMPLE CONDITION UPON RECEIPT FORM

Date/Time and Initials of person examining contents: 11/5/21 1418

1. **Courier:** ☐ FED EX ☐ UPS ☐ CLIENT ☑ PACE ☐ USPS ☐ OTHER _____

2. **Custody Seal on Cooler/Box Present:** ☐ Yes ☑ No

(If yes)Seals Intact: ☐ Yes ☐ No **(leave blank if no seals were present)**

3. **Thermometer:** 1 2 3 4 5 6 A B C D E F

4. **Cooler Temperature:** 2.0/2.0 2.4/2.4 3.0/3.0
Temp should be above freezing to 6°C **(Initial/Corrected)**

5. **Packing Material:** ☐ Bubble Wrap ☑ Bubble Bags ☐ None ☐ Other _____

6. **Ice Type:** ☑ Wet ☐ Blue ☐ None

7. **If temp. is over 6°C or under 0°C, was the PM notified?:** ☐ Yes ☐ No

All discrepancies will be written out in the comments section below.

	Yes	No		Yes	No	N/A
USDA Regulated Soils? (HI, ID, NY, WA, OR,CA, NM, TX, OK, AR, LA, TN, AL, MS, NC, SC, GA, FL, or Puerto Rico)		✓	All containers needing acid/base pres. Have been CHECKED?: **exceptions: VOA, coliform, LLHg, O&G, and any container with a septum cap or preserved with HCl.** **Circle:** **HNO3 (<2) H2SO4 (<2) NaOH (>10) NaOH/ZnAc (>9)** Any non-conformance to pH recommendations will be noted on the container count form	✓		
Short Hold Time Analysis (48 hours or less)? **Analysis:** NO3	✓					
Time 5035A TC placed in Freezer or Short Holds To Lab	Time: 1445			Present	Absent	N/A
			Residual Chlorine Check (SVOC 625 Pest/PCB 608)			—
Rush TAT Requested (4 days or less):		✓	Residual Chlorine Check (Total/Amenable/Free Cyanide)			—
Custody Signatures Present?	✓		Headspace Wisconsin Sulfide?			—
Containers Intact?:	✓		Headspace in VOA Vials (>6mm): See Containter Count form for details	Present	Absent	No VOA Vials Sent ✓
Sample Label (IDs/Dates/Times) Match COC?: Except TCs, which only require sample ID	✓		Trip Blank Present?		—	
Extra labels on Terracore Vials? (soils only)		✓	Trip Blank Custody Seals?:		✓	

COMMENTS:

M-4 to be tested for all parameters on COC, Ferrous Fe done in field, per Marks email. RR 11/5/21

M-4 to be switched onto its own report 50309026-002 and removed from 50302158, per Mark B. 2/14/22

COC PAGE 1 of 3

Sample Container Count

SBS
DI
MeOH (only)
BK
Kit

** Place a RED dot on containers that are out of conformance **

COC Line Item	WGFU	R	DG9H VG9H	VOA VIAL HS (>6mm)	VG9U	DG9U	VG9T	AG0U	AG1H	AG1U	AG2U	AG3S	AG3SF	AG3C	BP1U	BP1N	BP2U	BP3U	BP3N	BP3F	BP3S	BP3B	BP3Z	CG3H	Syringe Kit			Matrix	HNO3/ H2SO4 pH <2	NaOH/ ZNAc pH >9	NaOH pH>10
1																															
2																															
3																															
4																															
5																															
6																															
7																															
8																															
9																															
10																															
11																															
12												1	1			2	1	2	1	1	1		1					AT	✓	✓	

Container Codes

Glass

DG9H	40mL HCl amber voa vial	BG1T	1L Na Thiosulfate clear glass	BP1B	1L NaOH plastic	BP4U	125mL unpreserved plastic
DG9P	40mL TSP amber vial	BG1U	1L unpreserved glass	BP1N	1L HNO3 plastic	BP4N	125mL HNO3 plastic
DG9S	40mL H2SO4 amber vial	BG3H	250mL HCl Clear Glass	BP1S	1L H2SO4 plastic	BP4S	125mL H2SO4 plastic
DG9T	40mL Na Thio amber vial	BG3U	250mL Unpres Clear Glass	BP1U	1L unpreserved plastic		
DG9U	40mL unpreserved amber vial	AG0U	100mL unpres amber glass	BP1Z	1L NaOH, Zn, Ac	Syringe Kit	LL Cr+6 sampling kit
VG9H	40mL HCl clear vial	AG1H	1L HCl amber glass	BP2N	500mL HNO3 plastic		
VG9T	40mL Na Thio. clear vial	AG1S	1L H2SO4 amber glass	BP2C	500mL NaOH plastic	AF	Air Filter
VG9U	40mL unpreserved clear vial	AG1T	1L Na Thiosulfate amber glass	BP2S	500mL H2SO4 plastic	C	Air Cassettes
I	40mL w/hexane wipe vial	AG1U	1liter unpres amber glass	BP2U	500mL unpreserved plastic	R	Terracore kit
WGKU	8oz unpreserved clear jar	AG2N	500mL HNO3 amber glass	BP2Z	500mL NaOH, Zn Ac	SP5T	120mL Coliform Na Thiosulfate
WGFU	4oz clear soil jar	AG2S	500mL H2SO4 amber glass	BP3B	250mL NaOH plastic	U	Summa Can
JGFU	4oz unpreserved amber wide	AG2U	500mL unpres amber glass	BP3N	250mL HNO3 plastic	ZPLC	Ziploc Bag
CG3H	250mL clear glass HCl	AG3S	250mL H2SO4 amber glass	BP3F	250mL HNO3 plastic-field filtered		
BG1H	1L HCl clear glass	AG3SF	250mL H2SO4 amb glass -field filtered	BP3U	250mL unpreserved plastic	WT	Water
BG1S	1L H2SO4 clear glass	AG3U	250mL unpres amber glass	BP3S	250mL H2SO4 plastic	SL	Solid
GN	General	AG3C	250mL NaOH amber glass	BP3Z	250mL NaOH, ZnAc plastic	NAL / OL	Non-aqueous liquid / Oil
						WP	Wipe

COC PAGE 2 of 3

Sample Container Count

SBS
DI
MeOH (only)
BK
Kit

** Place a RED dot on containers that are out of conformance **

COC Line Item	WGFU	R	DG9H VG9H	VOA VIAL HS (>6mm)	VG9U	DG9U	VG9T	AG0U	AG1H	AG1U	AG2U	AG3S	AG3SF	AG3C	BP1U	BP1N	BP2U	BP3U	BP3N	BP3F	BP3S	BP3B	BP3Z	CG3H	Syringe Kit			Matrix	HNO3/ H2SO4 pH <2	NaOH/ ZNAc pH >9	NaOH pH>10
1																															
2												1	1			2	1	2	1	1	1		1					SL	✓	✓	
3												1	1			2	1	2	1	1	1		1					SL	✓	✓	
4																															
5																															
6																															
7																															
8																															
9																															
10																															
11																															
12																															

Container Codes

Glass

DG9H	40mL HCl amber voa vial	BG1T	1L Na Thiosulfate clear glass	BP1B	1L NaOH plastic
DG9P	40mL TSP amber vial	BG1U	1L unpreserved glass	BP1N	1L HNO3 plastic
DG9S	40mL H2SO4 amber vial	BG3H	250mL HCl Clear Glass	BP1S	1L H2SO4 plastic
DG9T	40mL Na Thio amber vial	BG3U	250mL Unpres Clear Glass	BP1U	1L unpreserved plastic
DG9U	40mL unpreserved amber vial	AG0U	100mL unpres amber glass	BP1Z	1L NaOH, Zn, Ac
VG9H	40mL HCl clear vial	AG1H	1L HCl amber glass	BP2N	500mL HNO3 plastic
VG9T	40mL Na Thio. clear vial	AG1S	1L H2SO4 amber glass	BP2C	500mL NaOH plastic
VG9U	40mL unpreserved clear vial	AG1T	1L Na Thiosulfate amber glass	BP2S	500mL H2SO4 plastic
I	40mL w/hexane wipe vial	AG1U	1liter unpres amber glass	BP2U	500mL unpreserved plastic
WGKU	8oz unpreserved clear jar	AG2N	500mL HNO3 amber glass	BP2Z	500mL NaOH, Zn Ac
WGFU	4oz clear soil jar	AG2S	500mL H2SO4 amber glass	BP3B	250mL NaOH plastic
JGFU	4oz unpreserved amber wide	AG2U	500mL unpres amber glass	BP3N	250mL HNO3 plastic
CG3H	250mL clear glass HCl	AG3S	250mL H2SO4 amber glass	BP3F	250mL HNO3 plastic-field filtered
BG1H	1L HCl clear glass	AG3SF	250mL H2SO4 amb glass -field filtered	BP3U	250mL unpreserved plastic
BG1S	1L H2SO4 clear glass	AG3U	250mL unpres amber glass	BP3S	250mL H2SO4 plastic
GN	General	AG3C	250mL NaOH amber glass	BP3Z	250mL NaOH, ZnAc plastic

Plastic / Misc.

BP4U	125mL unpreserved plastic
BP4N	125mL HNO3 plastic
BP4S	125mL H2SO4 plastic

Syringe Kit	LL Cr+6 sampling kit

AF	Air Filter
C	Air Cassettes
R	Terracore kit
SP5T	120mL Coliform Na Thiosulfate
U	Summa Can
ZPLC	Ziploc Bag

WT		Water	
SL		Solid	
NAL	OL	Non-aqueous liquid	Oil
WP		Wipe	

COC PAGE 3 of 3

Sample Container Count

SBS
DI
MeOH (only)
BK
Kit

** Place a RED dot on containers that are out of conformance **

COC Line Item	WGFU	R	DG9H VG9H	VOA VIAL HS (>6mm)	VG9U	DG9U	VG9T	AG0U	AG1H	AG1U	AG2U	AG3S	AG3SF	AG3C	BP1U	BP1N	BP2U	BP3U	BP3N	BP3F	BP3S	BP3B	BP3Z	CG3H	Syringe Kit			Matrix	HNO3/ H2SO4 pH <2	NaOH/ ZNAc pH >9	NaOH pH>10
1																															
2																															
3																															
4																															
5																															
6												1	1			2	1	2	1	1	1		1					✓	✓	✓	
7																															
8																															
9																															
10																															
11												1	1			2	1	2	1	1	1		1					✓	✓	✓	
12																															

Container Codes

Glass

DG9H	40mL HCl amber voa vial	BG1T	1L Na Thiosulfate clear glass	BP1B	1L NaOH plastic
DG9P	40mL TSP amber vial	BG1U	1L unpreserved glass	BP1N	1L HNO3 plastic
DG9S	40mL H2SO4 amber vial	BG3H	250mL HCl Clear Glass	BP1S	1L H2SO4 plastic
DG9T	40mL Na Thio amber vial	BG3U	250mL Unpres Clear Glass	BP1U	1L unpreserved plastic
DG9U	40mL unpreserved amber vial	AG0U	100mL unpres amber glass	BP1Z	1L NaOH, Zn, Ac
VG9H	40mL HCl clear vial	AG1H	1L HCl amber glass	BP2N	500mL HNO3 plastic
VG9T	40mL Na Thio. clear vial	AG1S	1L H2SO4 amber glass	BP2C	500mL NaOH plastic
VG9U	40mL unpreserved clear vial	AG1T	1L Na Thiosulfate amber glass	BP2S	500mL H2SO4 plastic
I	40mL w/hexane wipe vial	AG1U	1liter unpres amber glass	BP2U	500mL unpreserved plastic
WGKU	8oz unpreserved clear jar	AG2N	500mL HNO3 amber glass	BP2Z	500mL NaOH, Zn Ac
WGFU	4oz clear soil jar	AG2S	500mL H2SO4 amber glass	BP3B	250mL NaOH plastic
JGFU	4oz unpreserved amber wide	AG2U	500mL unpres amber glass	BP3N	250mL HNO3 plastic
CG3H	250mL clear glass HCl	AG3S	250mL H2SO4 amber glass	BP3F	250mL HNO3 plastic-field filtered
BG1H	1L HCl clear glass	AG3SF	250mL H2SO4 amb glass -field filtered	BP3U	250mL unpreserved plastic
BG1S	1L H2SO4 clear glass	AG3U	250mL unpres amber glass	BP3S	250mL H2SO4 plastic
GN	General	AG3C	250mL NaOH amber glass	BP3Z	250mL NaOH, ZnAc plastic

Plastic / Misc.

BP4U	125mL unpreserved plastic
BP4N	125mL HNO3 plastic
BP4S	125mL H2SO4 plastic

Syringe Kit	LL Cr+6 sampling kit

AF	Air Filter
C	Air Cassettes
R	Terracore kit
SP5T	120mL Coliform Na Thiosulfate
U	Summa Can
ZPLC	Ziploc Bag

WT		Water	
SL		Solid	
NAL	OL	Non-aqueous liquid	Oil
WP		Wipe	

Pace Analytical Services, LLC
7726 Moller Road
Indianapolis, IN 46268
(317)228-3100

February 15, 2022

Mr. Mark Breting
ATC Group Services
7988 Centerpoint Drive
Suite 100
Indianapolis, IN 46256

RE: Project: Harding St Profile 1 Report 2
Pace Project No.: 50302159

Dear Mr. Breting:

Enclosed are the analytical results for sample(s) received by the laboratory on November 05, 2021. The results relate only to the samples included in this report. Results reported herein conform to the applicable TNI/NELAC Standards and the laboratory's Quality Manual, where applicable, unless otherwise noted in the body of the report.

The test results provided in this final report were generated by each of the following laboratories within the Pace Network:

- Pace Analytical Services - Indianapolis
- Pace Analytical Services - Greensburg

If you have any questions concerning this report, please feel free to contact me.

Sincerely,

Hayden Putt

Hayden Putt
hayden.putt@pacelabs.com
(317)228-3145
Project Manager

Enclosures

cc: Mr. Robert Miller, Haley & Aldrich

This report shall not be reproduced, except in full,
without the written consent of Pace Analytical Services, LLC.

Pace Analytical Services, LLC
7726 Moller Road
Indianapolis, IN 46268
(317)228-3100

CERTIFICATIONS

Project: Harding St Profile 1 Report 2
Pace Project No.: 50302159

Pace Analytical Services Pennsylvania
1638 Roseytown Rd Suites 2,3&4, Greensburg, PA 15601
ANAB DOD-ELAP Rad Accreditation #: L2417
Alabama Certification #: 41590
Arizona Certification #: AZ0734
Arkansas Certification
California Certification #: 04222CA
Colorado Certification #: PA01547
Connecticut Certification #: PH-0694
Delaware Certification
EPA Region 4 DW Rad
Florida/TNI Certification #: E87683
Georgia Certification #: C040
Florida: Cert E871149 SEKS WET
Guam Certification
Hawaii Certification
Idaho Certification
Illinois Certification
Indiana Certification
Iowa Certification #: 391
Kansas/TNI Certification #: E-10358
Kentucky Certification #: KY90133
KY WW Permit #: KY0098221
KY WW Permit #: KY0000221
Louisiana DHH/TNI Certification #: LA180012
Louisiana DEQ/TNI Certification #: 4086
Maine Certification #: 2017020
Maryland Certification #: 308
Massachusetts Certification #: M-PA1457
Michigan/PADEP Certification #: 9991
Missouri Certification #: 235
Montana Certification #: Cert0082
Nebraska Certification #: NE-OS-29-14
Nevada Certification #: PA014572018-1
New Hampshire/TNI Certification #: 297617
New Jersey/TNI Certification #: PA051
New Mexico Certification #: PA01457
New York/TNI Certification #: 10888
North Carolina Certification #: 42706
North Dakota Certification #: R-190
Ohio EPA Rad Approval: #41249
Oregon/TNI Certification #: PA200002-010
Pennsylvania/TNI Certification #: 65-00282
Puerto Rico Certification #: PA01457
Rhode Island Certification #: 65-00282
South Dakota Certification
Tennessee Certification #: 02867
Texas/TNI Certification #: T104704188-17-3
Utah/TNI Certification #: PA014572017-9
USDA Soil Permit #: P330-17-00091
Vermont Dept. of Health: ID# VT-0282
Virgin Island/PADEP Certification
Virginia/VELAP Certification #: 460198
Washington Certification #: C868
West Virginia DEP Certification #: 143
West Virginia DHHR Certification #: 9964C
Wisconsin Approve List for Rad
Wyoming Certification #: 8TMS-L

Pace Analytical Services Indianapolis
7726 Moller Road, Indianapolis, IN 46268
Illinois Accreditation #: 200074
Indiana Drinking Water Laboratory #: C-49-06
Kansas/TNI Certification #: E-10177
Kentucky UST Agency Interest #: 80226
Kentucky WW Laboratory ID #: 98019
Michigan Drinking Water Laboratory #9050
Ohio VAP Certified Laboratory #: CL0065
Oklahoma Laboratory #: 9204
Texas Certification #: T104704355
Wisconsin Laboratory #: 999788130
USDA Soil Permit #: P330-19-00257

This report shall not be reproduced, except in full,
without the written consent of Pace Analytical Services, LLC.

Pace Analytical Services, LLC
7726 Moller Road
Indianapolis, IN 46268
(317)228-3100

SAMPLE SUMMARY

Project: Harding St Profile 1 Report 2
Pace Project No.: 50302159

Lab ID	Sample ID	Matrix	Date Collected	Date Received
50302159001	**MW-103D**	Water	11/05/21 09:35	11/05/21 13:52
50302159002	**MW-105D**	Water	11/05/21 11:55	11/05/21 13:52
50302159003	**MW-107I**	Water	11/05/21 11:40	11/05/21 13:52
50302159004	**MW-107D**	Water	11/05/21 10:45	11/05/21 13:52

This report shall not be reproduced, except in full,
without the written consent of Pace Analytical Services, LLC.

Pace Analytical Services, LLC
7726 Moller Road
Indianapolis, IN 46268
(317)228-3100

SAMPLE ANALYTE COUNT

Project: Harding St Profile 1 Report 2
Pace Project No.: 50302159

Lab ID	Sample ID	Method	Analysts	Analytes Reported	Laboratory
50302159001	**MW-103D**	EPA 9056	RMR	3	PASI-I
		EPA 6010	RAM	15	PASI-I
		EPA 6010	JPK	2	PASI-I
		EPA 6020	CAW	4	PASI-I
		EPA 903.1	MK1	1	PASI-PA
		EPA 904.0	VAL	1	PASI-PA
		Total Radium Calculation	JAL	1	PASI-PA
		SM 2320B	SWJ	3	PASI-I
		SM 2540C	OAS	1	PASI-I
		SM 4500-H+B	ZM	1	PASI-I
		SM 4500-S2-D	ZM	1	PASI-I
		EPA 353.2	SKK	2	PASI-I
		EPA 365.1	GWA	1	PASI-I
		SM 5310C	GWA	1	PASI-I
		SM 5310C	GWA	1	PASI-I
50302159002	**MW-105D**	EPA 9056	RMR	3	PASI-I
		EPA 6010	RAM	15	PASI-I
		EPA 6010	JPK	2	PASI-I
		EPA 6020	CAW	4	PASI-I
		EPA 903.1	MK1	1	PASI-PA
		EPA 904.0	VAL	1	PASI-PA
		Total Radium Calculation	JAL	1	PASI-PA
		SM 2320B	SWJ	3	PASI-I
		SM 2540C	OAS	1	PASI-I
		SM 4500-H+B	ZM	1	PASI-I
		SM 4500-S2-D	ZM	1	PASI-I
		EPA 353.2	SKK	2	PASI-I
		EPA 365.1	GWA	1	PASI-I
		SM 5310C	GWA	1	PASI-I
		SM 5310C	GWA	1	PASI-I
50302159003	**MW-107I**	EPA 9056	RMR	3	PASI-I
		EPA 6010	RAM	15	PASI-I
		EPA 6010	JPK	2	PASI-I
		EPA 6020	CAW	4	PASI-I
		EPA 903.1	MK1	1	PASI-PA
		EPA 904.0	VAL	1	PASI-PA
		Total Radium Calculation	JAL	1	PASI-PA

This report shall not be reproduced, except in full,
without the written consent of Pace Analytical Services, LLC.

Pace Analytical Services, LLC
7726 Moller Road
Indianapolis, IN 46268
(317)228-3100

SAMPLE ANALYTE COUNT

Project: Harding St Profile 1 Report 2
Pace Project No.: 50302159

Lab ID	Sample ID	Method	Analysts	Analytes Reported	Laboratory
		SM 2320B	SWJ	3	PASI-I
		SM 2540C	OAS	1	PASI-I
		SM 4500-H+B	ZM	1	PASI-I
		SM 4500-S2-D	ZM	1	PASI-I
		EPA 353.2	SKK	2	PASI-I
		EPA 365.1	GWA	1	PASI-I
		SM 5310C	GWA	1	PASI-I
		SM 5310C	GWA	1	PASI-I
50302159004	**MW-107D**	EPA 9056	RMR	3	PASI-I
		EPA 6010	RAM	15	PASI-I
		EPA 6010	JPK	2	PASI-I
		EPA 6020	CAW	4	PASI-I
		EPA 903.1	MK1	1	PASI-PA
		EPA 904.0	VAL	1	PASI-PA
		Total Radium Calculation	JAL	1	PASI-PA
		SM 2320B	SWJ	3	PASI-I
		SM 2540C	OAS	1	PASI-I
		SM 4500-H+B	ZM	1	PASI-I
		SM 4500-S2-D	ZM	1	PASI-I
		EPA 353.2	SKK	2	PASI-I
		EPA 365.1	GWA	1	PASI-I
		SM 5310C	GWA	1	PASI-I
		SM 5310C	GWA	1	PASI-I

PASI-I = Pace Analytical Services - Indianapolis
PASI-PA = Pace Analytical Services - Greensburg

REPORT OF LABORATORY ANALYSIS

This report shall not be reproduced, except in full,
without the written consent of Pace Analytical Services, LLC.

Pace Analytical Services, LLC
7726 Moller Road
Indianapolis, IN 46268
(317)228-3100

SUMMARY OF DETECTION

Project: Harding St Profile 1 Report 2
Pace Project No.: 50302159

Lab Sample ID / Method	Client Sample ID / Parameters	Result	Units	Report Limit	Analyzed	Qualifiers
50302159001	**MW-103D**					
EPA 9056	Chloride	146	mg/L	25.0	11/10/21 22:35	
EPA 9056	Fluoride	0.13	mg/L	0.10	11/10/21 22:13	
EPA 9056	Sulfate	39.2	mg/L	25.0	11/10/21 22:35	
EPA 6010	Barium	321	ug/L	10.0	11/16/21 13:09	
EPA 6010	Boron	357	ug/L	100	11/16/21 13:09	
EPA 6010	Calcium	89100	ug/L	1000	11/16/21 13:09	
EPA 6010	Iron	2190	ug/L	100	11/16/21 13:09	
EPA 6010	Magnesium	29600	ug/L	1000	11/16/21 13:09	
EPA 6010	Manganese	132	ug/L	10.0	11/16/21 13:09	
EPA 6010	Potassium	5500	ug/L	1000	11/16/21 13:09	
EPA 6010	Silica	12600	ug/L	450	11/16/21 13:09	N2
EPA 6010	Sodium	80600	ug/L	1000	11/16/21 13:09	
EPA 6010	Manganese, Dissolved	131	ug/L	10.0	11/16/21 03:50	
EPA 903.1	Radium-226	1.02 ± 0.700 (0.880) C:NA T:84%	pCi/L		12/14/21 15:32	
EPA 904.0	Radium-228	0.381 ± 0.386 (0.796) C:72% T:81%	pCi/L		12/15/21 14:37	
Total Radium Calculation	Total Radium	1.40 ± 1.09 (1.68)	pCi/L		12/16/21 17:28	
SM 2320B	Alkalinity, Total as CaCO3	248	mg/L	2.0	11/11/21 16:22	
SM 2320B	Alkalinity,Bicarbonate (CaCO3)	248	mg/L	2.0	11/11/21 16:22	
SM 2540C	Total Dissolved Solids	581	mg/L	10.0	11/10/21 09:10	
SM 4500-H+B	pH at 25 Degrees C	7.6	Std. Units	0.10	11/10/21 16:44	H3
SM 5310C	Total Organic Carbon	2.9	mg/L	1.0	11/17/21 01:41	
SM 5310C	Dissolved Organic Carbon	2.9	mg/L	1.0	11/19/21 00:07	
50302159002	**MW-105D**					
EPA 9056	Chloride	113	mg/L	2.5	11/10/21 23:14	
EPA 9056	Fluoride	0.20	mg/L	0.10	11/10/21 22:54	
EPA 9056	Sulfate	87.8	mg/L	2.5	11/10/21 23:14	
EPA 6010	Barium	326	ug/L	10.0	11/16/21 13:12	
EPA 6010	Boron	628	ug/L	100	11/16/21 13:12	
EPA 6010	Calcium	106000	ug/L	1000	11/16/21 13:12	
EPA 6010	Iron	6010	ug/L	100	11/16/21 13:12	
EPA 6010	Magnesium	26000	ug/L	1000	11/16/21 13:12	
EPA 6010	Manganese	125	ug/L	10.0	11/16/21 13:12	
EPA 6010	Molybdenum	12.2	ug/L	10.0	11/16/21 13:12	
EPA 6010	Potassium	5280	ug/L	1000	11/16/21 13:12	
EPA 6010	Silica	12700	ug/L	450	11/16/21 13:12	N2
EPA 6010	Sodium	69300	ug/L	1000	11/16/21 13:12	
EPA 6010	Manganese, Dissolved	120	ug/L	10.0	11/16/21 03:52	
EPA 6010	Molybdenum, Dissolved	13.0	ug/L	10.0	11/16/21 03:52	
EPA 6020	Arsenic	4.6	ug/L	1.0	11/17/21 07:05	

REPORT OF LABORATORY ANALYSIS

This report shall not be reproduced, except in full,
without the written consent of Pace Analytical Services, LLC.

Pace Analytical Services, LLC
7726 Moller Road
Indianapolis, IN 46268
(317)228-3100

SUMMARY OF DETECTION

Project: Harding St Profile 1 Report 2
Pace Project No.: 50302159

Lab Sample ID / Method	Client Sample ID / Parameters	Result	Units	Report Limit	Analyzed	Qualifiers
50302159002	**MW-105D**					
EPA 903.1	Radium-226	1.00 ± 0.686 (0.862) C:NA T:84%	pCi/L		12/14/21 15:32	
EPA 904.0	Radium-228	0.850 ± 0.536 (1.01) C:69% T:76%	pCi/L		12/15/21 14:37	
Total Radium Calculation	Total Radium	1.85 ± 1.22 (1.87)	pCi/L		12/16/21 17:28	
SM 2320B	Alkalinity, Total as CaCO3	254	mg/L	2.0	11/11/21 16:22	
SM 2320B	Alkalinity,Bicarbonate (CaCO3)	254	mg/L	2.0	11/11/21 16:22	
SM 2540C	Total Dissolved Solids	590	mg/L	10.0	11/10/21 09:11	
SM 4500-H+B	pH at 25 Degrees C	7.4	Std. Units	0.10	11/10/21 16:53	H3
EPA 365.1	Phosphate as P04	0.39	mg/L	0.15	11/18/21 16:32	
SM 5310C	Total Organic Carbon	1.8	mg/L	1.0	11/17/21 02:20	
SM 5310C	Dissolved Organic Carbon	1.9	mg/L	1.0	11/19/21 00:19	
50302159003	**MW-107I**					
EPA 9056	Chloride	147	mg/L	25.0	11/10/21 23:56	
EPA 9056	Fluoride	0.29	mg/L	0.10	11/10/21 23:33	
EPA 9056	Sulfate	312	mg/L	25.0	11/10/21 23:56	
EPA 6010	Aluminum	243	ug/L	200	11/16/21 13:14	
EPA 6010	Barium	222	ug/L	10.0	11/16/21 13:14	
EPA 6010	Boron	3490	ug/L	100	11/16/21 13:14	
EPA 6010	Calcium	185000	ug/L	1000	11/16/21 13:14	
EPA 6010	Iron	6880	ug/L	100	11/16/21 13:14	
EPA 6010	Magnesium	55100	ug/L	1000	11/16/21 13:14	
EPA 6010	Manganese	243	ug/L	10.0	11/16/21 13:14	
EPA 6010	Molybdenum	15.4	ug/L	10.0	11/16/21 13:14	
EPA 6010	Potassium	2930	ug/L	1000	11/16/21 13:14	
EPA 6010	Silica	20700	ug/L	450	11/16/21 13:14	N2
EPA 6010	Sodium	72600	ug/L	1000	11/16/21 13:14	
EPA 6010	Manganese, Dissolved	227	ug/L	10.0	11/16/21 03:54	
EPA 6010	Molybdenum, Dissolved	18.8	ug/L	10.0	11/16/21 03:54	
EPA 6020	Arsenic	3.6	ug/L	1.0	11/17/21 07:10	
EPA 903.1	Radium-226	0.585 ± 0.446 (0.519) C:NA T:89%	pCi/L		12/14/21 15:32	
EPA 904.0	Radium-228	0.859 ± 0.443 (0.774) C:73% T:84%	pCi/L		12/15/21 14:34	
Total Radium Calculation	Total Radium	1.44 ± 0.889 (1.29)	pCi/L		12/16/21 17:28	
SM 2320B	Alkalinity, Total as CaCO3	307	mg/L	2.0	11/11/21 16:22	
SM 2320B	Alkalinity,Bicarbonate (CaCO3)	307	mg/L	2.0	11/11/21 16:22	

REPORT OF LABORATORY ANALYSIS

This report shall not be reproduced, except in full,
without the written consent of Pace Analytical Services, LLC.

Pace Analytical Services, LLC
7726 Moller Road
Indianapolis, IN 46268
(317)228-3100

SUMMARY OF DETECTION

Project: Harding St Profile 1 Report 2
Pace Project No.: 50302159

Lab Sample ID / Method	Client Sample ID / Parameters	Result	Units	Report Limit	Analyzed	Qualifiers
50302159003	**MW-107I**					
SM 2540C	Total Dissolved Solids	982	mg/L	20.0	11/10/21 09:11	
SM 4500-H+B	pH at 25 Degrees C	7.4	Std. Units	0.10	11/10/21 16:50	H3
EPA 365.1	Phosphate as P04	0.66	mg/L	0.15	11/18/21 16:32	
SM 5310C	Total Organic Carbon	4.9	mg/L	1.0	11/17/21 02:32	
SM 5310C	Dissolved Organic Carbon	4.7	mg/L	1.0	11/19/21 00:30	
50302159004	**MW-107D**					
EPA 9056	Chloride	214	mg/L	25.0	11/11/21 00:34	
EPA 9056	Fluoride	0.21	mg/L	0.10	11/11/21 00:15	
EPA 9056	Sulfate	696	mg/L	25.0	11/11/21 00:34	
EPA 6010	Barium	70.0	ug/L	10.0	11/16/21 13:16	
EPA 6010	Boron	9680	ug/L	100	11/16/21 13:16	
EPA 6010	Calcium	261000	ug/L	2000	11/16/21 14:27	
EPA 6010	Iron	7960	ug/L	100	11/16/21 13:16	
EPA 6010	Lithium	53.5	ug/L	20.0	11/16/21 13:16	
EPA 6010	Magnesium	49400	ug/L	1000	11/16/21 13:16	
EPA 6010	Manganese	366	ug/L	10.0	11/16/21 13:16	
EPA 6010	Molybdenum	140	ug/L	10.0	11/16/21 13:16	
EPA 6010	Potassium	9880	ug/L	1000	11/16/21 13:16	
EPA 6010	Silica	17500	ug/L	450	11/16/21 13:16	N2
EPA 6010	Sodium	174000	ug/L	1000	11/16/21 13:16	
EPA 6010	Manganese, Dissolved	346	ug/L	10.0	11/16/21 03:56	
EPA 6010	Molybdenum, Dissolved	161	ug/L	10.0	11/16/21 03:56	
EPA 6020	Arsenic	2.1	ug/L	1.0	11/17/21 07:14	
EPA 903.1	Radium-226	0.908 ± 0.593 (0.727) C:NA T:94%	pCi/L		12/14/21 15:32	
EPA 904.0	Radium-228	0.644 ± 0.463 (0.903) C:66% T:85%	pCi/L		12/15/21 14:35	
Total Radium Calculation	Total Radium	1.55 ± 1.06 (1.63)	pCi/L		12/16/21 17:28	
SM 2320B	Alkalinity, Total as CaCO3	194	mg/L	2.0	11/11/21 16:22	
SM 2320B	Alkalinity,Bicarbonate (CaCO3)	194	mg/L	2.0	11/11/21 16:22	
SM 2540C	Total Dissolved Solids	1630	mg/L	20.0	11/10/21 09:11	
SM 4500-H+B	pH at 25 Degrees C	7.2	Std. Units	0.10	11/10/21 16:47	H3
EPA 365.1	Phosphate as P04	0.51	mg/L	0.15	11/18/21 16:33	
SM 5310C	Total Organic Carbon	3.1	mg/L	1.0	11/17/21 02:45	
SM 5310C	Dissolved Organic Carbon	3.0	mg/L	1.0	11/19/21 00:48	

REPORT OF LABORATORY ANALYSIS

This report shall not be reproduced, except in full,
without the written consent of Pace Analytical Services, LLC.

Pace Analytical Services, LLC
7726 Moller Road
Indianapolis, IN 46268
(317)228-3100

ANALYTICAL RESULTS

Project: Harding St Profile 1 Report 2
Pace Project No.: 50302159

Sample: MW-103D **Lab ID: 50302159001** Collected: 11/05/21 09:35 Received: 11/05/21 13:52 Matrix: Water

Parameters	Results	Units	Report Limit	DF	Prepared	Analyzed	CAS No.	Qual
9056 IC Anions	Analytical Method: EPA 9056							
	Pace Analytical Services - Indianapolis							
Chloride	**146**	mg/L	25.0	100		11/10/21 22:35	16887-00-6	
Fluoride	**0.13**	mg/L	0.10	1		11/10/21 22:13	16984-48-8	
Sulfate	**39.2**	mg/L	25.0	100		11/10/21 22:35	14808-79-8	
6010 MET ICP	Analytical Method: EPA 6010 Preparation Method: EPA 3010							
	Pace Analytical Services - Indianapolis							
Aluminum	ND	ug/L	200	1	11/15/21 13:34	11/16/21 13:09	7429-90-5	
Barium	**321**	ug/L	10.0	1	11/15/21 13:34	11/16/21 13:09	7440-39-3	
Boron	**357**	ug/L	100	1	11/15/21 13:34	11/16/21 13:09	7440-42-8	
Cadmium	ND	ug/L	2.0	1	11/15/21 13:34	11/16/21 13:09	7440-43-9	
Calcium	**89100**	ug/L	1000	1	11/15/21 13:34	11/16/21 13:09	7440-70-2	
Chromium	ND	ug/L	10.0	1	11/15/21 13:34	11/16/21 13:09	7440-47-3	
Iron	**2190**	ug/L	100	1	11/15/21 13:34	11/16/21 13:09	7439-89-6	
Lead	ND	ug/L	10.0	1	11/15/21 13:34	11/16/21 13:09	7439-92-1	
Lithium	ND	ug/L	20.0	1	11/15/21 13:34	11/16/21 13:09	7439-93-2	
Magnesium	**29600**	ug/L	1000	1	11/15/21 13:34	11/16/21 13:09	7439-95-4	
Manganese	**132**	ug/L	10.0	1	11/15/21 13:34	11/16/21 13:09	7439-96-5	
Molybdenum	ND	ug/L	10.0	1	11/15/21 13:34	11/16/21 13:09	7439-98-7	
Potassium	**5500**	ug/L	1000	1	11/15/21 13:34	11/16/21 13:09	7440-09-7	
Silica	**12600**	ug/L	450	1	11/15/21 13:34	11/16/21 13:09	7631-86-9	N2
Sodium	**80600**	ug/L	1000	1	11/15/21 13:34	11/16/21 13:09	7440-23-5	
6010 MET ICP, Dissolved	Analytical Method: EPA 6010 Preparation Method: EPA 3010							
	Pace Analytical Services - Indianapolis							
Manganese, Dissolved	**131**	ug/L	10.0	1	11/15/21 13:48	11/16/21 03:50	7439-96-5	
Molybdenum, Dissolved	ND	ug/L	10.0	1	11/15/21 13:48	11/16/21 03:50	7439-98-7	
6020 MET ICPMS	Analytical Method: EPA 6020 Preparation Method: EPA 200.2							
	Pace Analytical Services - Indianapolis							
Antimony	ND	ug/L	1.0	1	11/10/21 08:38	11/17/21 07:00	7440-36-0	
Arsenic	ND	ug/L	1.0	1	11/10/21 08:38	11/17/21 07:00	7440-38-2	
Cobalt	ND	ug/L	1.0	1	11/10/21 08:38	11/17/21 07:00	7440-48-4	
Selenium	ND	ug/L	1.0	1	11/10/21 08:38	11/17/21 07:00	7782-49-2	
2320B Alkalinity	Analytical Method: SM 2320B							
	Pace Analytical Services - Indianapolis							
Alkalinity, Total as CaCO3	**248**	mg/L	2.0	1		11/11/21 16:22		
Alkalinity,Bicarbonate (CaCO3)	**248**	mg/L	2.0	1		11/11/21 16:22		
Alkalinity,Carbonate (CaCO3)	ND	mg/L	2.0	1		11/11/21 16:22		
2540C Total Dissolved Solids	Analytical Method: SM 2540C							
	Pace Analytical Services - Indianapolis							
Total Dissolved Solids	**581**	mg/L	10.0	1		11/10/21 09:10		

REPORT OF LABORATORY ANALYSIS

This report shall not be reproduced, except in full,
without the written consent of Pace Analytical Services, LLC.

Pace Analytical Services, LLC
7726 Moller Road
Indianapolis, IN 46268
(317)228-3100

ANALYTICAL RESULTS

Project: Harding St Profile 1 Report 2
Pace Project No.: 50302159

Sample: MW-103D **Lab ID: 50302159001** Collected: 11/05/21 09:35 Received: 11/05/21 13:52 Matrix: Water

Parameters	Results	Units	Report Limit	DF	Prepared	Analyzed	CAS No.	Qual
4500H+ pH, Electrometric	Analytical Method: SM 4500-H+B Pace Analytical Services - Indianapolis							
pH at 25 Degrees C	**7.6**	Std. Units	0.10	1		11/10/21 16:44		H3
4500S2D Sulfide Water	Analytical Method: SM 4500-S2-D Pace Analytical Services - Indianapolis							
Sulfide	ND	mg/L	0.10	1		11/05/21 18:01	18496-25-8	
353.2 Nitrogen, NO2/NO3 unpres	Analytical Method: EPA 353.2 Pace Analytical Services - Indianapolis							
Nitrogen, Nitrate	ND	mg/L	0.10	1		11/05/21 17:53	14797-55-8	
Nitrogen, Nitrite	ND	mg/L	0.10	1		11/05/21 17:53	14797-65-0	
365.1 Total Phosphorus	Analytical Method: EPA 365.1 Preparation Method: EPA 365.1 Pace Analytical Services - Indianapolis							
Phosphate as P04	ND	mg/L	0.15	1	11/18/21 13:30	11/18/21 16:31		
5310C TOC	Analytical Method: SM 5310C Pace Analytical Services - Indianapolis							
Total Organic Carbon	**2.9**	mg/L	1.0	1		11/17/21 01:41	7440-44-0	
5310C Dissolved Organic Carbon	Analytical Method: SM 5310C Pace Analytical Services - Indianapolis							
Dissolved Organic Carbon	**2.9**	mg/L	1.0	1		11/19/21 00:07		

REPORT OF LABORATORY ANALYSIS

This report shall not be reproduced, except in full,
without the written consent of Pace Analytical Services, LLC.

Pace Analytical Services, LLC
7726 Moller Road
Indianapolis, IN 46268
(317)228-3100

ANALYTICAL RESULTS

Project: Harding St Profile 1 Report 2
Pace Project No.: 50302159

Sample: MW-105D **Lab ID: 50302159002** Collected: 11/05/21 11:55 Received: 11/05/21 13:52 Matrix: Water

Parameters	Results	Units	Report Limit	DF	Prepared	Analyzed	CAS No.	Qual
9056 IC Anions	Analytical Method: EPA 9056							
	Pace Analytical Services - Indianapolis							
Chloride	**113**	mg/L	2.5	10		11/10/21 23:14	16887-00-6	
Fluoride	**0.20**	mg/L	0.10	1		11/10/21 22:54	16984-48-8	
Sulfate	**87.8**	mg/L	2.5	10		11/10/21 23:14	14808-79-8	
6010 MET ICP	Analytical Method: EPA 6010 Preparation Method: EPA 3010							
	Pace Analytical Services - Indianapolis							
Aluminum	ND	ug/L	200	1	11/15/21 13:34	11/16/21 13:12	7429-90-5	
Barium	**326**	ug/L	10.0	1	11/15/21 13:34	11/16/21 13:12	7440-39-3	
Boron	**628**	ug/L	100	1	11/15/21 13:34	11/16/21 13:12	7440-42-8	
Cadmium	ND	ug/L	2.0	1	11/15/21 13:34	11/16/21 13:12	7440-43-9	
Calcium	**106000**	ug/L	1000	1	11/15/21 13:34	11/16/21 13:12	7440-70-2	
Chromium	ND	ug/L	10.0	1	11/15/21 13:34	11/16/21 13:12	7440-47-3	
Iron	**6010**	ug/L	100	1	11/15/21 13:34	11/16/21 13:12	7439-89-6	
Lead	ND	ug/L	10.0	1	11/15/21 13:34	11/16/21 13:12	7439-92-1	
Lithium	ND	ug/L	20.0	1	11/15/21 13:34	11/16/21 13:12	7439-93-2	
Magnesium	**26000**	ug/L	1000	1	11/15/21 13:34	11/16/21 13:12	7439-95-4	
Manganese	**125**	ug/L	10.0	1	11/15/21 13:34	11/16/21 13:12	7439-96-5	
Molybdenum	**12.2**	ug/L	10.0	1	11/15/21 13:34	11/16/21 13:12	7439-98-7	
Potassium	**5280**	ug/L	1000	1	11/15/21 13:34	11/16/21 13:12	7440-09-7	
Silica	**12700**	ug/L	450	1	11/15/21 13:34	11/16/21 13:12	7631-86-9	N2
Sodium	**69300**	ug/L	1000	1	11/15/21 13:34	11/16/21 13:12	7440-23-5	
6010 MET ICP, Dissolved	Analytical Method: EPA 6010 Preparation Method: EPA 3010							
	Pace Analytical Services - Indianapolis							
Manganese, Dissolved	**120**	ug/L	10.0	1	11/15/21 13:48	11/16/21 03:52	7439-96-5	
Molybdenum, Dissolved	**13.0**	ug/L	10.0	1	11/15/21 13:48	11/16/21 03:52	7439-98-7	
6020 MET ICPMS	Analytical Method: EPA 6020 Preparation Method: EPA 200.2							
	Pace Analytical Services - Indianapolis							
Antimony	ND	ug/L	1.0	1	11/10/21 08:38	11/17/21 07:05	7440-36-0	
Arsenic	**4.6**	ug/L	1.0	1	11/10/21 08:38	11/17/21 07:05	7440-38-2	
Cobalt	ND	ug/L	1.0	1	11/10/21 08:38	11/17/21 07:05	7440-48-4	
Selenium	ND	ug/L	1.0	1	11/10/21 08:38	11/17/21 07:05	7782-49-2	
2320B Alkalinity	Analytical Method: SM 2320B							
	Pace Analytical Services - Indianapolis							
Alkalinity, Total as CaCO3	**254**	mg/L	2.0	1		11/11/21 16:22		
Alkalinity,Bicarbonate (CaCO3)	**254**	mg/L	2.0	1		11/11/21 16:22		
Alkalinity,Carbonate (CaCO3)	ND	mg/L	2.0	1		11/11/21 16:22		
2540C Total Dissolved Solids	Analytical Method: SM 2540C							
	Pace Analytical Services - Indianapolis							
Total Dissolved Solids	**590**	mg/L	10.0	1		11/10/21 09:11		

REPORT OF LABORATORY ANALYSIS

This report shall not be reproduced, except in full,
without the written consent of Pace Analytical Services, LLC.

Pace Analytical Services, LLC
7726 Moller Road
Indianapolis, IN 46268
(317)228-3100

ANALYTICAL RESULTS

Project: Harding St Profile 1 Report 2
Pace Project No.: 50302159

Sample: MW-105D **Lab ID: 50302159002** Collected: 11/05/21 11:55 Received: 11/05/21 13:52 Matrix: Water

Parameters	Results	Units	Report Limit	DF	Prepared	Analyzed	CAS No.	Qual
4500H+ pH, Electrometric	Analytical Method: SM 4500-H+B Pace Analytical Services - Indianapolis							
pH at 25 Degrees C	**7.4**	Std. Units	0.10	1		11/10/21 16:53		H3
4500S2D Sulfide Water	Analytical Method: SM 4500-S2-D Pace Analytical Services - Indianapolis							
Sulfide	ND	mg/L	0.10	1		11/05/21 18:01	18496-25-8	
353.2 Nitrogen, NO2/NO3 unpres	Analytical Method: EPA 353.2 Pace Analytical Services - Indianapolis							
Nitrogen, Nitrate	ND	mg/L	0.10	1		11/05/21 17:55	14797-55-8	
Nitrogen, Nitrite	ND	mg/L	0.10	1		11/05/21 17:55	14797-65-0	
365.1 Total Phosphorus	Analytical Method: EPA 365.1 Preparation Method: EPA 365.1 Pace Analytical Services - Indianapolis							
Phosphate as P04	**0.39**	mg/L	0.15	1	11/18/21 13:30	11/18/21 16:32		
5310C TOC	Analytical Method: SM 5310C Pace Analytical Services - Indianapolis							
Total Organic Carbon	**1.8**	mg/L	1.0	1		11/17/21 02:20	7440-44-0	
5310C Dissolved Organic Carbon	Analytical Method: SM 5310C Pace Analytical Services - Indianapolis							
Dissolved Organic Carbon	**1.9**	mg/L	1.0	1		11/19/21 00:19		

REPORT OF LABORATORY ANALYSIS

This report shall not be reproduced, except in full,
without the written consent of Pace Analytical Services, LLC.

Pace Analytical Services, LLC
7726 Moller Road
Indianapolis, IN 46268
(317)228-3100

ANALYTICAL RESULTS

Project: Harding St Profile 1 Report 2
Pace Project No.: 50302159

Sample: MW-107I **Lab ID: 50302159003** Collected: 11/05/21 11:40 Received: 11/05/21 13:52 Matrix: Water

Parameters	Results	Units	Report Limit	DF	Prepared	Analyzed	CAS No.	Qual
9056 IC Anions	Analytical Method: EPA 9056							
	Pace Analytical Services - Indianapolis							
Chloride	**147**	mg/L	25.0	100		11/10/21 23:56	16887-00-6	
Fluoride	**0.29**	mg/L	0.10	1		11/10/21 23:33	16984-48-8	
Sulfate	**312**	mg/L	25.0	100		11/10/21 23:56	14808-79-8	
6010 MET ICP	Analytical Method: EPA 6010 Preparation Method: EPA 3010							
	Pace Analytical Services - Indianapolis							
Aluminum	**243**	ug/L	200	1	11/15/21 13:34	11/16/21 13:14	7429-90-5	
Barium	**222**	ug/L	10.0	1	11/15/21 13:34	11/16/21 13:14	7440-39-3	
Boron	**3490**	ug/L	100	1	11/15/21 13:34	11/16/21 13:14	7440-42-8	
Cadmium	ND	ug/L	2.0	1	11/15/21 13:34	11/16/21 13:14	7440-43-9	
Calcium	**185000**	ug/L	1000	1	11/15/21 13:34	11/16/21 13:14	7440-70-2	
Chromium	ND	ug/L	10.0	1	11/15/21 13:34	11/16/21 13:14	7440-47-3	
Iron	**6880**	ug/L	100	1	11/15/21 13:34	11/16/21 13:14	7439-89-6	
Lead	ND	ug/L	10.0	1	11/15/21 13:34	11/16/21 13:14	7439-92-1	
Lithium	ND	ug/L	20.0	1	11/15/21 13:34	11/16/21 13:14	7439-93-2	
Magnesium	**55100**	ug/L	1000	1	11/15/21 13:34	11/16/21 13:14	7439-95-4	
Manganese	**243**	ug/L	10.0	1	11/15/21 13:34	11/16/21 13:14	7439-96-5	
Molybdenum	**15.4**	ug/L	10.0	1	11/15/21 13:34	11/16/21 13:14	7439-98-7	
Potassium	**2930**	ug/L	1000	1	11/15/21 13:34	11/16/21 13:14	7440-09-7	
Silica	**20700**	ug/L	450	1	11/15/21 13:34	11/16/21 13:14	7631-86-9	N2
Sodium	**72600**	ug/L	1000	1	11/15/21 13:34	11/16/21 13:14	7440-23-5	
6010 MET ICP, Dissolved	Analytical Method: EPA 6010 Preparation Method: EPA 3010							
	Pace Analytical Services - Indianapolis							
Manganese, Dissolved	**227**	ug/L	10.0	1	11/15/21 13:48	11/16/21 03:54	7439-96-5	
Molybdenum, Dissolved	**18.8**	ug/L	10.0	1	11/15/21 13:48	11/16/21 03:54	7439-98-7	
6020 MET ICPMS	Analytical Method: EPA 6020 Preparation Method: EPA 200.2							
	Pace Analytical Services - Indianapolis							
Antimony	ND	ug/L	1.0	1	11/10/21 08:38	11/17/21 07:10	7440-36-0	
Arsenic	**3.6**	ug/L	1.0	1	11/10/21 08:38	11/17/21 07:10	7440-38-2	
Cobalt	ND	ug/L	1.0	1	11/10/21 08:38	11/17/21 07:10	7440-48-4	
Selenium	ND	ug/L	1.0	1	11/10/21 08:38	11/17/21 07:10	7782-49-2	
2320B Alkalinity	Analytical Method: SM 2320B							
	Pace Analytical Services - Indianapolis							
Alkalinity, Total as CaCO3	**307**	mg/L	2.0	1		11/11/21 16:22		
Alkalinity,Bicarbonate (CaCO3)	**307**	mg/L	2.0	1		11/11/21 16:22		
Alkalinity,Carbonate (CaCO3)	ND	mg/L	2.0	1		11/11/21 16:22		
2540C Total Dissolved Solids	Analytical Method: SM 2540C							
	Pace Analytical Services - Indianapolis							
Total Dissolved Solids	**982**	mg/L	20.0	1		11/10/21 09:11		

REPORT OF LABORATORY ANALYSIS

This report shall not be reproduced, except in full,
without the written consent of Pace Analytical Services, LLC.

Pace Analytical Services, LLC
7726 Moller Road
Indianapolis, IN 46268
(317)228-3100

ANALYTICAL RESULTS

Project: Harding St Profile 1 Report 2
Pace Project No.: 50302159

Sample: MW-107I **Lab ID: 50302159003** Collected: 11/05/21 11:40 Received: 11/05/21 13:52 Matrix: Water

Parameters	Results	Units	Report Limit	DF	Prepared	Analyzed	CAS No.	Qual
4500H+ pH, Electrometric	Analytical Method: SM 4500-H+B Pace Analytical Services - Indianapolis							
pH at 25 Degrees C	**7.4**	Std. Units	0.10	1		11/10/21 16:50		H3
4500S2D Sulfide Water	Analytical Method: SM 4500-S2-D Pace Analytical Services - Indianapolis							
Sulfide	ND	mg/L	0.10	1		11/05/21 18:01	18496-25-8	
353.2 Nitrogen, NO2/NO3 unpres	Analytical Method: EPA 353.2 Pace Analytical Services - Indianapolis							
Nitrogen, Nitrate	ND	mg/L	0.10	1		11/05/21 17:57	14797-55-8	
Nitrogen, Nitrite	ND	mg/L	0.10	1		11/05/21 17:57	14797-65-0	
365.1 Total Phosphorus	Analytical Method: EPA 365.1 Preparation Method: EPA 365.1 Pace Analytical Services - Indianapolis							
Phosphate as P04	**0.66**	mg/L	0.15	1	11/18/21 13:30	11/18/21 16:32		
5310C TOC	Analytical Method: SM 5310C Pace Analytical Services - Indianapolis							
Total Organic Carbon	**4.9**	mg/L	1.0	1		11/17/21 02:32	7440-44-0	
5310C Dissolved Organic Carbon	Analytical Method: SM 5310C Pace Analytical Services - Indianapolis							
Dissolved Organic Carbon	**4.7**	mg/L	1.0	1		11/19/21 00:30		

REPORT OF LABORATORY ANALYSIS

This report shall not be reproduced, except in full,
without the written consent of Pace Analytical Services, LLC.

Pace Analytical Services, LLC
7726 Moller Road
Indianapolis, IN 46268
(317)228-3100

ANALYTICAL RESULTS

Project: Harding St Profile 1 Report 2
Pace Project No.: 50302159

Sample: MW-107D **Lab ID: 50302159004** Collected: 11/05/21 10:45 Received: 11/05/21 13:52 Matrix: Water

Parameters	Results	Units	Report Limit	DF	Prepared	Analyzed	CAS No.	Qual
9056 IC Anions	Analytical Method: EPA 9056							
	Pace Analytical Services - Indianapolis							
Chloride	**214**	mg/L	25.0	100		11/11/21 00:34	16887-00-6	
Fluoride	**0.21**	mg/L	0.10	1		11/11/21 00:15	16984-48-8	
Sulfate	**696**	mg/L	25.0	100		11/11/21 00:34	14808-79-8	
6010 MET ICP	Analytical Method: EPA 6010 Preparation Method: EPA 3010							
	Pace Analytical Services - Indianapolis							
Aluminum	ND	ug/L	200	1	11/15/21 13:34	11/16/21 13:16	7429-90-5	
Barium	**70.0**	ug/L	10.0	1	11/15/21 13:34	11/16/21 13:16	7440-39-3	
Boron	**9680**	ug/L	100	1	11/15/21 13:34	11/16/21 13:16	7440-42-8	
Cadmium	ND	ug/L	2.0	1	11/15/21 13:34	11/16/21 13:16	7440-43-9	
Calcium	**261000**	ug/L	2000	2	11/15/21 13:34	11/16/21 14:27	7440-70-2	
Chromium	ND	ug/L	10.0	1	11/15/21 13:34	11/16/21 13:16	7440-47-3	
Iron	**7960**	ug/L	100	1	11/15/21 13:34	11/16/21 13:16	7439-89-6	
Lead	ND	ug/L	10.0	1	11/15/21 13:34	11/16/21 13:16	7439-92-1	
Lithium	**53.5**	ug/L	20.0	1	11/15/21 13:34	11/16/21 13:16	7439-93-2	
Magnesium	**49400**	ug/L	1000	1	11/15/21 13:34	11/16/21 13:16	7439-95-4	
Manganese	**366**	ug/L	10.0	1	11/15/21 13:34	11/16/21 13:16	7439-96-5	
Molybdenum	**140**	ug/L	10.0	1	11/15/21 13:34	11/16/21 13:16	7439-98-7	
Potassium	**9880**	ug/L	1000	1	11/15/21 13:34	11/16/21 13:16	7440-09-7	
Silica	**17500**	ug/L	450	1	11/15/21 13:34	11/16/21 13:16	7631-86-9	N2
Sodium	**174000**	ug/L	1000	1	11/15/21 13:34	11/16/21 13:16	7440-23-5	
6010 MET ICP, Dissolved	Analytical Method: EPA 6010 Preparation Method: EPA 3010							
	Pace Analytical Services - Indianapolis							
Manganese, Dissolved	**346**	ug/L	10.0	1	11/15/21 13:48	11/16/21 03:56	7439-96-5	
Molybdenum, Dissolved	**161**	ug/L	10.0	1	11/15/21 13:48	11/16/21 03:56	7439-98-7	
6020 MET ICPMS	Analytical Method: EPA 6020 Preparation Method: EPA 200.2							
	Pace Analytical Services - Indianapolis							
Antimony	ND	ug/L	1.0	1	11/10/21 08:38	11/17/21 07:14	7440-36-0	
Arsenic	**2.1**	ug/L	1.0	1	11/10/21 08:38	11/17/21 07:14	7440-38-2	
Cobalt	ND	ug/L	1.0	1	11/10/21 08:38	11/17/21 07:14	7440-48-4	
Selenium	ND	ug/L	1.0	1	11/10/21 08:38	11/17/21 07:14	7782-49-2	
2320B Alkalinity	Analytical Method: SM 2320B							
	Pace Analytical Services - Indianapolis							
Alkalinity, Total as CaCO3	**194**	mg/L	2.0	1		11/11/21 16:22		
Alkalinity,Bicarbonate (CaCO3)	**194**	mg/L	2.0	1		11/11/21 16:22		
Alkalinity,Carbonate (CaCO3)	ND	mg/L	2.0	1		11/11/21 16:22		
2540C Total Dissolved Solids	Analytical Method: SM 2540C							
	Pace Analytical Services - Indianapolis							
Total Dissolved Solids	**1630**	mg/L	20.0	1		11/10/21 09:11		

REPORT OF LABORATORY ANALYSIS

This report shall not be reproduced, except in full,
without the written consent of Pace Analytical Services, LLC.

Pace Analytical Services, LLC
7726 Moller Road
Indianapolis, IN 46268
(317)228-3100

ANALYTICAL RESULTS

Project: Harding St Profile 1 Report 2
Pace Project No.: 50302159

Sample: MW-107D **Lab ID: 50302159004** Collected: 11/05/21 10:45 Received: 11/05/21 13:52 Matrix: Water

Parameters	Results	Units	Report Limit	DF	Prepared	Analyzed	CAS No.	Qual
4500H+ pH, Electrometric	Analytical Method: SM 4500-H+B Pace Analytical Services - Indianapolis							
pH at 25 Degrees C	**7.2**	Std. Units	0.10	1		11/10/21 16:47		H3
4500S2D Sulfide Water	Analytical Method: SM 4500-S2-D Pace Analytical Services - Indianapolis							
Sulfide	ND	mg/L	0.10	1		11/05/21 18:01	18496-25-8	
353.2 Nitrogen, NO2/NO3 unpres	Analytical Method: EPA 353.2 Pace Analytical Services - Indianapolis							
Nitrogen, Nitrate	ND	mg/L	0.10	1		11/05/21 18:02	14797-55-8	
Nitrogen, Nitrite	ND	mg/L	0.10	1		11/05/21 18:02	14797-65-0	
365.1 Total Phosphorus	Analytical Method: EPA 365.1 Preparation Method: EPA 365.1 Pace Analytical Services - Indianapolis							
Phosphate as P04	**0.51**	mg/L	0.15	1	11/18/21 13:30	11/18/21 16:33		
5310C TOC	Analytical Method: SM 5310C Pace Analytical Services - Indianapolis							
Total Organic Carbon	**3.1**	mg/L	1.0	1		11/17/21 02:45	7440-44-0	
5310C Dissolved Organic Carbon	Analytical Method: SM 5310C Pace Analytical Services - Indianapolis							
Dissolved Organic Carbon	**3.0**	mg/L	1.0	1		11/19/21 00:48		

REPORT OF LABORATORY ANALYSIS

This report shall not be reproduced, except in full,
without the written consent of Pace Analytical Services, LLC.

Pace Analytical Services, LLC
7726 Moller Road
Indianapolis, IN 46268
(317)228-3100

QUALITY CONTROL DATA

Project: Harding St Profile 1 Report 2
Pace Project No.: 50302159

QC Batch: 649560
QC Batch Method: EPA 9056
Analysis Method: EPA 9056
Analysis Description: 9056 IC Anions
Laboratory: Pace Analytical Services - Indianapolis
Associated Lab Samples: 50302159001, 50302159002, 50302159003, 50302159004

METHOD BLANK: 2993087 Matrix: Water
Associated Lab Samples: 50302159001, 50302159002, 50302159003, 50302159004

Parameter	Units	Blank Result	Reporting Limit	Analyzed	Qualifiers
Chloride	mg/L	ND	0.25	11/10/21 14:09	
Fluoride	mg/L	ND	0.10	11/10/21 14:09	
Sulfate	mg/L	ND	0.25	11/10/21 14:09	

LABORATORY CONTROL SAMPLE: 2993088

Parameter	Units	Spike Conc.	LCS Result	LCS % Rec	% Rec Limits	Qualifiers
Chloride	mg/L	1.2	1.1	88	80-120	
Fluoride	mg/L	0.5	0.43	85	80-120	
Sulfate	mg/L	2.5	2.3	93	80-120	

MATRIX SPIKE & MATRIX SPIKE DUPLICATE: 2993089 2993090

Parameter	Units	50302156001 Result	MS Spike Conc.	MSD Spike Conc.	MS Result	MSD Result	MS % Rec	MSD % Rec	% Rec Limits	RPD	Max RPD	Qual
Chloride	mg/L	15.2	12.5	12.5	26.2	26.2	88	88	80-120	0	15	
Fluoride	mg/L	ND	0.5	0.5	0.52	0.53	86	87	80-120	1	15	
Sulfate	mg/L	246	250	250	467	468	89	89	80-120	0	15	

Results presented on this page are in the units indicated by the "Units" column except where an alternate unit is presented to the right of the result.

REPORT OF LABORATORY ANALYSIS

This report shall not be reproduced, except in full,
without the written consent of Pace Analytical Services, LLC.

Pace Analytical Services, LLC
7726 Moller Road
Indianapolis, IN 46268
(317)228-3100

QUALITY CONTROL DATA

Project: Harding St Profile 1 Report 2
Pace Project No.: 50302159

QC Batch: 649047
QC Batch Method: EPA 3010
Analysis Method: EPA 6010
Analysis Description: 6010 MET
Laboratory: Pace Analytical Services - Indianapolis
Associated Lab Samples: 50302159001, 50302159002, 50302159003, 50302159004

METHOD BLANK: 2990952 Matrix: Water
Associated Lab Samples: 50302159001, 50302159002, 50302159003, 50302159004

Parameter	Units	Blank Result	Reporting Limit	Analyzed	Qualifiers
Aluminum	ug/L	ND	200	11/16/21 12:10	
Barium	ug/L	ND	10.0	11/16/21 12:10	
Boron	ug/L	ND	100	11/16/21 12:10	
Cadmium	ug/L	ND	2.0	11/16/21 12:10	
Calcium	ug/L	ND	1000	11/16/21 12:10	
Chromium	ug/L	ND	10.0	11/16/21 12:10	
Iron	ug/L	ND	100	11/16/21 12:10	
Lead	ug/L	ND	10.0	11/16/21 12:10	
Lithium	ug/L	ND	20.0	11/16/21 12:10	
Magnesium	ug/L	ND	1000	11/16/21 12:10	
Manganese	ug/L	ND	10.0	11/16/21 12:10	
Molybdenum	ug/L	ND	10.0	11/16/21 12:10	
Potassium	ug/L	ND	1000	11/16/21 12:10	
Silica	ug/L	ND	450	11/16/21 12:10	N2
Sodium	ug/L	ND	1000	11/16/21 12:10	

LABORATORY CONTROL SAMPLE: 2990953

Parameter	Units	Spike Conc.	LCS Result	LCS % Rec	% Rec Limits	Qualifiers
Aluminum	ug/L	5000	4590	92	80-120	
Barium	ug/L	1000	966	97	80-120	
Boron	ug/L	1000	980	98	80-120	
Cadmium	ug/L	1000	935	93	80-120	
Calcium	ug/L	5000	5040	101	80-120	
Chromium	ug/L	1000	979	98	80-120	
Iron	ug/L	2500	2440	98	80-120	
Lead	ug/L	1000	931	93	80-120	
Lithium	ug/L	1000	1020	102	80-120	
Magnesium	ug/L	5000	4800	96	80-120	
Manganese	ug/L	1000	985	98	80-120	
Molybdenum	ug/L	1000	965	97	80-120	
Potassium	ug/L	5000	5020	100	80-120	
Silica	ug/L	5350	5350	100		N2
Sodium	ug/L	5000	4900	98	80-120	

Results presented on this page are in the units indicated by the "Units" column except where an alternate unit is presented to the right of the result.

REPORT OF LABORATORY ANALYSIS

This report shall not be reproduced, except in full,
without the written consent of Pace Analytical Services, LLC.

Pace Analytical Services, LLC
7726 Moller Road
Indianapolis, IN 46268
(317)228-3100

QUALITY CONTROL DATA

Project: Harding St Profile 1 Report 2
Pace Project No.: 50302159

MATRIX SPIKE & MATRIX SPIKE DUPLICATE: 2990954 2990955

Parameter	Units	50302027005 Result	MS Spike Conc.	MSD Spike Conc.	MS Result	MSD Result	MS % Rec	MSD % Rec	% Rec Limits	RPD	Max RPD	Qual
Aluminum	ug/L	ND	5000	5000	4640	4650	93	93	75-125	0	20	
Barium	ug/L	69.2	1000	1000	1010	1010	94	94	75-125	0	20	
Boron	ug/L	127	1000	1000	1120	1130	99	100	75-125	1	20	
Cadmium	ug/L	ND	1000	1000	927	930	93	93	75-125	0	20	
Calcium	ug/L	106000	5000	5000	108000	107000	46	18	75-125	1	20	P6
Chromium	ug/L	ND	1000	1000	947	954	95	95	75-125	1	20	
Iron	ug/L	1230	2500	2500	3550	3550	93	93	75-125	0	20	
Lead	ug/L	ND	1000	1000	886	893	89	89	75-125	1	20	
Lithium	ug/L	ND	1000	1000	1010	1010	100	101	75-125	0	20	
Magnesium	ug/L	30700	5000	5000	34600	34200	78	71	75-125	1	20	P6
Manganese	ug/L	118	1000	1000	1060	1070	95	96	75-125	1	20	
Molybdenum	ug/L	ND	1000	1000	955	962	95	96	75-125	1	20	
Potassium	ug/L	2050	5000	5000	6940	7010	98	99	75-125	1	20	
Silica	ug/L	12300	5350	5350	17200	17000	93	88		2		N2
Sodium	ug/L	19500	5000	5000	23800	23500	85	79	75-125	1	20	

MATRIX SPIKE & MATRIX SPIKE DUPLICATE: 2990956 2990957

Parameter	Units	50302028002 Result	MS Spike Conc.	MSD Spike Conc.	MS Result	MSD Result	MS % Rec	MSD % Rec	% Rec Limits	RPD	Max RPD	Qual
Aluminum	ug/L	ND	5000	5000	4620	4720	92	94	75-125	2	20	
Barium	ug/L	221	1000	1000	1150	1160	93	94	75-125	1	20	
Boron	ug/L	263	1000	1000	1260	1280	99	101	75-125	2	20	
Cadmium	ug/L	ND	1000	1000	919	931	92	93	75-125	1	20	
Calcium	ug/L	96600	5000	5000	100000	102000	77	113	75-125	2	20	
Chromium	ug/L	ND	1000	1000	946	958	94	96	75-125	1	20	
Iron	ug/L	1670	2500	2500	3950	4000	91	93	75-125	1	20	
Lead	ug/L	ND	1000	1000	871	881	87	88	75-125	1	20	
Lithium	ug/L	ND	1000	1000	1000	1020	99	101	75-125	1	20	
Magnesium	ug/L	29300	5000	5000	33600	34200	86	97	75-125	2	20	
Manganese	ug/L	303	1000	1000	1240	1260	93	96	75-125	2	20	
Molybdenum	ug/L	ND	1000	1000	948	960	95	96	75-125	1	20	
Potassium	ug/L	7590	5000	5000	12400	12500	96	98	75-125	1	20	
Silica	ug/L	10900	5350	5350	15900	16100	94	98		1		N2
Sodium	ug/L	73700	5000	5000	77300	78000	72	86	75-125	1	20	P6

Results presented on this page are in the units indicated by the "Units" column except where an alternate unit is presented to the right of the result.

REPORT OF LABORATORY ANALYSIS

This report shall not be reproduced, except in full,
without the written consent of Pace Analytical Services, LLC.

Pace Analytical Services, LLC
7726 Moller Road
Indianapolis, IN 46268
(317)228-3100

QUALITY CONTROL DATA

Project: Harding St Profile 1 Report 2
Pace Project No.: 50302159

QC Batch: 649216
QC Batch Method: EPA 3010
Analysis Method: EPA 6010
Analysis Description: 6010 MET Dissolved
Laboratory: Pace Analytical Services - Indianapolis
Associated Lab Samples: 50302159001, 50302159002, 50302159003, 50302159004

METHOD BLANK: 2991499 Matrix: Water
Associated Lab Samples: 50302159001, 50302159002, 50302159003, 50302159004

Parameter	Units	Blank Result	Reporting Limit	Analyzed	Qualifiers
Manganese, Dissolved	ug/L	ND	10.0	11/16/21 02:57	
Molybdenum, Dissolved	ug/L	ND	10.0	11/16/21 02:57	

LABORATORY CONTROL SAMPLE: 2991500

Parameter	Units	Spike Conc.	LCS Result	LCS % Rec	% Rec Limits	Qualifiers
Manganese, Dissolved	ug/L	1000	821	82	80-120	
Molybdenum, Dissolved	ug/L	1000	827	83	80-120	

MATRIX SPIKE & MATRIX SPIKE DUPLICATE: 2991501 2991502

Parameter	Units	50302027005 Result	MS Spike Conc.	MSD Spike Conc.	MS Result	MSD Result	MS % Rec	MSD % Rec	% Rec Limits	RPD	Max RPD	Qual
Manganese, Dissolved	ug/L	112	1000	1000	1070	1080	96	96	75-125	0	20	
Molybdenum, Dissolved	ug/L	ND	1000	1000	998	1010	100	100	75-125	1	20	

MATRIX SPIKE & MATRIX SPIKE DUPLICATE: 2991503 2991504

Parameter	Units	50302028002 Result	MS Spike Conc.	MSD Spike Conc.	MS Result	MSD Result	MS % Rec	MSD % Rec	% Rec Limits	RPD	Max RPD	Qual
Manganese, Dissolved	ug/L	300	1000	1000	1230	1250	93	95	75-125	1	20	
Molybdenum, Dissolved	ug/L	ND	1000	1000	986	992	98	99	75-125	1	20	

Results presented on this page are in the units indicated by the "Units" column except where an alternate unit is presented to the right of the result.

REPORT OF LABORATORY ANALYSIS

This report shall not be reproduced, except in full,
without the written consent of Pace Analytical Services, LLC.

Pace Analytical Services, LLC
7726 Moller Road
Indianapolis, IN 46268
(317)228-3100

QUALITY CONTROL DATA

Project: Harding St Profile 1 Report 2
Pace Project No.: 50302159

QC Batch: 649453
QC Batch Method: EPA 200.2
Analysis Method: EPA 6020
Analysis Description: 6020 MET
Laboratory: Pace Analytical Services - Indianapolis
Associated Lab Samples: 50302159001, 50302159002, 50302159003, 50302159004

METHOD BLANK: 2992568 Matrix: Water
Associated Lab Samples: 50302159001, 50302159002, 50302159003, 50302159004

Parameter	Units	Blank Result	Reporting Limit	Analyzed	Qualifiers
Antimony	ug/L	ND	1.0	11/17/21 05:34	
Arsenic	ug/L	ND	1.0	11/17/21 05:34	
Cobalt	ug/L	ND	1.0	11/17/21 05:34	
Selenium	ug/L	ND	1.0	11/17/21 05:34	

LABORATORY CONTROL SAMPLE: 2992569

Parameter	Units	Spike Conc.	LCS Result	LCS % Rec	% Rec Limits	Qualifiers
Antimony	ug/L	40	41.8	105	80-120	
Arsenic	ug/L	40	37.7	94	80-120	
Cobalt	ug/L	40	40.3	101	80-120	
Selenium	ug/L	40	38.3	96	80-120	

MATRIX SPIKE & MATRIX SPIKE DUPLICATE: 2992570 2992571

Parameter	Units	50302156001 Result	MS Spike Conc.	MSD Spike Conc.	MS Result	MSD Result	MS % Rec	MSD % Rec	% Rec Limits	RPD	Max RPD	Qual
Antimony	ug/L	ND	40	40	42.3	41.8	105	104	75-125	1	20	
Arsenic	ug/L	ND	40	40	37.4	36.6	93	91	75-125	2	20	
Cobalt	ug/L	ND	40	40	38.7	38.2	95	94	75-125	1	20	
Selenium	ug/L	ND	40	40	38.9	38.4	95	94	75-125	1	20	

Results presented on this page are in the units indicated by the "Units" column except where an alternate unit is presented to the right of the result.

REPORT OF LABORATORY ANALYSIS

This report shall not be reproduced, except in full,
without the written consent of Pace Analytical Services, LLC.

Pace Analytical Services, LLC
7726 Moller Road
Indianapolis, IN 46268
(317)228-3100

QUALITY CONTROL DATA

Project: Harding St Profile 1 Report 2
Pace Project No.: 50302159

QC Batch: 649827 | Analysis Method: SM 2320B
QC Batch Method: SM 2320B | Analysis Description: 2320B Alkalinity
Laboratory: Pace Analytical Services - Indianapolis
Associated Lab Samples: 50302159001, 50302159002, 50302159003, 50302159004

METHOD BLANK: 2994532 Matrix: Water
Associated Lab Samples: 50302159001, 50302159002, 50302159003, 50302159004

Parameter	Units	Blank Result	Reporting Limit	Analyzed	Qualifiers
Alkalinity, Total as CaCO3	mg/L	ND	2.0	11/11/21 16:22	
Alkalinity,Bicarbonate (CaCO3)	mg/L	ND	2.0	11/11/21 16:22	
Alkalinity,Carbonate (CaCO3)	mg/L	ND	2.0	11/11/21 16:22	

LABORATORY CONTROL SAMPLE: 2994533

Parameter	Units	Spike Conc.	LCS Result	LCS % Rec	% Rec Limits	Qualifiers
Alkalinity, Total as CaCO3	mg/L	50	49.6	99	90-110	

SAMPLE DUPLICATE: 2994534

Parameter	Units	50302159001 Result	Dup Result	RPD	Max RPD	Qualifiers
Alkalinity, Total as CaCO3	mg/L	248	254	3	20	
Alkalinity,Bicarbonate (CaCO3)	mg/L	248	254	3	20	
Alkalinity,Carbonate (CaCO3)	mg/L	ND	ND		20	

SAMPLE DUPLICATE: 2994535

Parameter	Units	50302187003 Result	Dup Result	RPD	Max RPD	Qualifiers
Alkalinity, Total as CaCO3	mg/L	130	128	1	20	
Alkalinity,Bicarbonate (CaCO3)	mg/L	130	128	1	20	
Alkalinity,Carbonate (CaCO3)	mg/L	ND	ND		20	

Results presented on this page are in the units indicated by the "Units" column except where an alternate unit is presented to the right of the result.

REPORT OF LABORATORY ANALYSIS

This report shall not be reproduced, except in full,
without the written consent of Pace Analytical Services, LLC.

Pace Analytical Services, LLC
7726 Moller Road
Indianapolis, IN 46268
(317)228-3100

QUALITY CONTROL DATA

Project: Harding St Profile 1 Report 2
Pace Project No.: 50302159

QC Batch: 649493 | Analysis Method: SM 2540C
QC Batch Method: SM 2540C | Analysis Description: 2540C Total Dissolved Solids
Laboratory: Pace Analytical Services - Indianapolis
Associated Lab Samples: 50302159001, 50302159002, 50302159003, 50302159004

METHOD BLANK: 2992747 Matrix: Water
Associated Lab Samples: 50302159001, 50302159002, 50302159003, 50302159004

Parameter	Units	Blank Result	Reporting Limit	Analyzed	Qualifiers
Total Dissolved Solids	mg/L	ND	10.0	11/10/21 09:08	

LABORATORY CONTROL SAMPLE: 2992748

Parameter	Units	Spike Conc.	LCS Result	LCS % Rec	% Rec Limits	Qualifiers
Total Dissolved Solids	mg/L	300	300	100	80-120	

SAMPLE DUPLICATE: 2992749

Parameter	Units	50302141004 Result	Dup Result	RPD	Max RPD	Qualifiers
Total Dissolved Solids	mg/L	2590	2590	0	10	

SAMPLE DUPLICATE: 2992750

Parameter	Units	50302141005 Result	Dup Result	RPD	Max RPD	Qualifiers
Total Dissolved Solids	mg/L	1200	1170	3	10	

Results presented on this page are in the units indicated by the "Units" column except where an alternate unit is presented to the right of the result.

REPORT OF LABORATORY ANALYSIS

This report shall not be reproduced, except in full,
without the written consent of Pace Analytical Services, LLC.

Pace Analytical Services, LLC
7726 Moller Road
Indianapolis, IN 46268
(317)228-3100

QUALITY CONTROL DATA

Project: Harding St Profile 1 Report 2
Pace Project No.: 50302159

QC Batch: 649626
QC Batch Method: SM 4500-H+B
Analysis Method: SM 4500-H+B
Analysis Description: 4500H+B pH
Laboratory: Pace Analytical Services - Indianapolis
Associated Lab Samples: 50302159001, 50302159002, 50302159003, 50302159004

SAMPLE DUPLICATE: 2993451

Parameter	Units	50302144001 Result	Dup Result	RPD	Max RPD	Qualifiers
pH at 25 Degrees C	Std. Units	7.0	7.2	2	2	H3

SAMPLE DUPLICATE: 2993452

Parameter	Units	50302187003 Result	Dup Result	RPD	Max RPD	Qualifiers
pH at 25 Degrees C	Std. Units	7.0	7.0	1	2	H3

Results presented on this page are in the units indicated by the "Units" column except where an alternate unit is presented to the right of the result.

REPORT OF LABORATORY ANALYSIS

This report shall not be reproduced, except in full,
without the written consent of Pace Analytical Services, LLC.

Pace Analytical Services, LLC
7726 Moller Road
Indianapolis, IN 46268
(317)228-3100

QUALITY CONTROL DATA

Project: Harding St Profile 1 Report 2
Pace Project No.: 50302159

QC Batch: 648936 | Analysis Method: SM 4500-S2-D
QC Batch Method: SM 4500-S2-D | Analysis Description: 4500S2D Sulfide Water
Laboratory: Pace Analytical Services - Indianapolis
Associated Lab Samples: 50302159001, 50302159002, 50302159003, 50302159004

METHOD BLANK: 2990476 Matrix: Water
Associated Lab Samples: 50302159001, 50302159002, 50302159003, 50302159004

Parameter	Units	Blank Result	Reporting Limit	Analyzed	Qualifiers
Sulfide	mg/L	ND	0.10	11/05/21 18:01	

LABORATORY CONTROL SAMPLE: 2990477

Parameter	Units	Spike Conc.	LCS Result	LCS % Rec	% Rec Limits	Qualifiers
Sulfide	mg/L	0.5	0.49	98	90-110	

MATRIX SPIKE & MATRIX SPIKE DUPLICATE: 2990478 2990479

Parameter	Units	50302158001 Result	MS Spike Conc.	MSD Spike Conc.	MS Result	MSD Result	MS % Rec	MSD % Rec	% Rec Limits	RPD	Max RPD	Qual
Sulfide	mg/L	ND	0.5	0.5	0.36	0.35	69	67	90-110	3	20	M3

Results presented on this page are in the units indicated by the "Units" column except where an alternate unit is presented to the right of the result.

REPORT OF LABORATORY ANALYSIS

This report shall not be reproduced, except in full,
without the written consent of Pace Analytical Services, LLC.

Pace Analytical Services, LLC
7726 Moller Road
Indianapolis, IN 46268
(317)228-3100

QUALITY CONTROL DATA

Project: Harding St Profile 1 Report 2
Pace Project No.: 50302159

QC Batch: 648910
QC Batch Method: EPA 353.2
Analysis Method: EPA 353.2
Analysis Description: 353.2 Nitrate + Nitrite, Unpres.
Laboratory: Pace Analytical Services - Indianapolis
Associated Lab Samples: 50302159001, 50302159002, 50302159003, 50302159004

METHOD BLANK: 2990259 Matrix: Water
Associated Lab Samples: 50302159001, 50302159002, 50302159003, 50302159004

Parameter	Units	Blank Result	Reporting Limit	Analyzed	Qualifiers
Nitrogen, Nitrate	mg/L	ND	0.10	11/05/21 17:33	
Nitrogen, Nitrite	mg/L	ND	0.10	11/05/21 17:33	

LABORATORY CONTROL SAMPLE: 2990260

Parameter	Units	Spike Conc.	LCS Result	LCS % Rec	% Rec Limits	Qualifiers
Nitrogen, Nitrate	mg/L	1	0.96	96	90-110	
Nitrogen, Nitrite	mg/L	1	1.1	109	90-110	

MATRIX SPIKE & MATRIX SPIKE DUPLICATE: 2990261 2990262

Parameter	Units	50302158001 Result	MS Spike Conc.	MSD Spike Conc.	MS Result	MSD Result	MS % Rec	MSD % Rec	% Rec Limits	RPD	Max RPD	Qual
Nitrogen, Nitrate	mg/L	0.51	1	1	1.5	1.5	101	102	90-110	0	20	
Nitrogen, Nitrite	mg/L	ND	1	1	1.1	1.1	114	114	90-110	0	20	M3

Results presented on this page are in the units indicated by the "Units" column except where an alternate unit is presented to the right of the result.

REPORT OF LABORATORY ANALYSIS

This report shall not be reproduced, except in full,
without the written consent of Pace Analytical Services, LLC.

Pace Analytical Services, LLC
7726 Moller Road
Indianapolis, IN 46268
(317)228-3100

QUALITY CONTROL DATA

Project: Harding St Profile 1 Report 2
Pace Project No.: 50302159

QC Batch: 651262 | Analysis Method: EPA 365.1
QC Batch Method: EPA 365.1 | Analysis Description: 365.1 Total Phosphorus
Laboratory: Pace Analytical Services - Indianapolis
Associated Lab Samples: 50302159001, 50302159002, 50302159003, 50302159004

METHOD BLANK: 3001515 Matrix: Water
Associated Lab Samples: 50302159001, 50302159002, 50302159003, 50302159004

Parameter	Units	Blank Result	Reporting Limit	Analyzed	Qualifiers
Phosphate as P04	mg/L	ND	0.15	11/18/21 16:17	

LABORATORY CONTROL SAMPLE: 3001516

Parameter	Units	Spike Conc.	LCS Result	LCS % Rec	% Rec Limits	Qualifiers
Phosphate as P04	mg/L		1.5			

MATRIX SPIKE & MATRIX SPIKE DUPLICATE: 3001517 3001518

Parameter	Units	50302157001 Result	MS Spike Conc.	MSD Spike Conc.	MS Result	MSD Result	MS % Rec	MSD % Rec	% Rec Limits	RPD	Max RPD	Qual
Phosphate as P04	mg/L	23.8			45.4	41.4				9		

MATRIX SPIKE SAMPLE: 3001519

Parameter	Units	50302159004 Result	Spike Conc.	MS Result	MS % Rec	% Rec Limits	Qualifiers
Phosphate as P04	mg/L	0.51		2.1			

Results presented on this page are in the units indicated by the "Units" column except where an alternate unit is presented to the right of the result.

REPORT OF LABORATORY ANALYSIS

This report shall not be reproduced, except in full,
without the written consent of Pace Analytical Services, LLC.

Pace Analytical Services, LLC
7726 Moller Road
Indianapolis, IN 46268
(317)228-3100

QUALITY CONTROL DATA

Project: Harding St Profile 1 Report 2
Pace Project No.: 50302159

QC Batch: 650844 | Analysis Method: SM 5310C
QC Batch Method: SM 5310C | Analysis Description: 5310C Total Organic Carbon
Laboratory: Pace Analytical Services - Indianapolis
Associated Lab Samples: 50302159001, 50302159002, 50302159003, 50302159004

METHOD BLANK: 2999712 Matrix: Water
Associated Lab Samples: 50302159001, 50302159002, 50302159003, 50302159004

Parameter	Units	Blank Result	Reporting Limit	Analyzed	Qualifiers
Total Organic Carbon	mg/L	ND	1.0	11/17/21 00:52	

LABORATORY CONTROL SAMPLE: 2999713

Parameter	Units	Spike Conc.	LCS Result	LCS % Rec	% Rec Limits	Qualifiers
Total Organic Carbon	mg/L	10	10.4	104	90-110	

MATRIX SPIKE & MATRIX SPIKE DUPLICATE: 2999714 2999715

Parameter	Units	50302187003 Result	MS Spike Conc.	MSD Spike Conc.	MS Result	MSD Result	MS % Rec	MSD % Rec	% Rec Limits	RPD	Max RPD	Qual
Total Organic Carbon	mg/L	3.1	10	10	14.2	14.0	112	109	80-120	2	20	

MATRIX SPIKE SAMPLE: 2999716

Parameter	Units	50302232002 Result	Spike Conc.	MS Result	MS % Rec	% Rec Limits	Qualifiers
Total Organic Carbon	mg/L	ND	10	11.2	103	80-120	

Results presented on this page are in the units indicated by the "Units" column except where an alternate unit is presented to the right of the result.

REPORT OF LABORATORY ANALYSIS

This report shall not be reproduced, except in full,
without the written consent of Pace Analytical Services, LLC.

Pace Analytical Services, LLC
7726 Moller Road
Indianapolis, IN 46268
(317)228-3100

QUALITY CONTROL DATA

Project: Harding St Profile 1 Report 2
Pace Project No.: 50302159

QC Batch: 651325 | Analysis Method: SM 5310C
QC Batch Method: SM 5310C | Analysis Description: 5310C Dissolved Organic Carbon
Laboratory: Pace Analytical Services - Indianapolis
Associated Lab Samples: 50302159001, 50302159002, 50302159003, 50302159004

METHOD BLANK: 3001931 Matrix: Water
Associated Lab Samples: 50302159001, 50302159002, 50302159003, 50302159004

Parameter	Units	Blank Result	Reporting Limit	Analyzed	Qualifiers
Dissolved Organic Carbon	mg/L	ND	1.0	11/18/21 22:41	

LABORATORY CONTROL SAMPLE: 3001932

Parameter	Units	Spike Conc.	LCS Result	LCS % Rec	% Rec Limits	Qualifiers
Dissolved Organic Carbon	mg/L	10	10.7	107	90-110	

MATRIX SPIKE & MATRIX SPIKE DUPLICATE: 3001933 3001934

Parameter	Units	50302159004 Result	MS Spike Conc.	MSD Spike Conc.	MS Result	MSD Result	MS % Rec	MSD % Rec	% Rec Limits	RPD	Max RPD	Qual
Dissolved Organic Carbon	mg/L	3.0	10	10	13.7	13.7	107	108	80-120	0	20	

Results presented on this page are in the units indicated by the "Units" column except where an alternate unit is presented to the right of the result.

REPORT OF LABORATORY ANALYSIS

This report shall not be reproduced, except in full,
without the written consent of Pace Analytical Services, LLC.

Pace Analytical Services, LLC
7726 Moller Road
Indianapolis, IN 46268
(317)228-3100

ANALYTICAL RESULTS - RADIOCHEMISTRY

Project: Harding St Profile 1 Report 2
Pace Project No.: 50302159

Sample: MW-103D **Lab ID: 50302159001** Collected: 11/05/21 09:35 Received: 11/05/21 13:52 Matrix: Water
PWS: Site ID: Sample Type:

Parameters	Method	Act ± Unc (MDC) Carr Trac	Units	Analyzed	CAS No.	Qual
	Pace Analytical Services - Greensburg					
Radium-226	EPA 903.1	**1.02 ± 0.700 (0.880) C:NA T:84%**	pCi/L	12/14/21 15:32	13982-63-3	
	Pace Analytical Services - Greensburg					
Radium-228	EPA 904.0	**0.381 ± 0.386 (0.796) C:72% T:81%**	pCi/L	12/15/21 14:37	15262-20-1	
	Pace Analytical Services - Greensburg					
Total Radium	Total Radium Calculation	**1.40 ± 1.09 (1.68)**	pCi/L	12/16/21 17:28	7440-14-4	

REPORT OF LABORATORY ANALYSIS

This report shall not be reproduced, except in full,
without the written consent of Pace Analytical Services, LLC.

Pace Analytical Services, LLC
7726 Moller Road
Indianapolis, IN 46268
(317)228-3100

ANALYTICAL RESULTS - RADIOCHEMISTRY

Project: Harding St Profile 1 Report 2
Pace Project No.: 50302159

Sample: MW-105D **Lab ID: 50302159002** Collected: 11/05/21 11:55 Received: 11/05/21 13:52 Matrix: Water
PWS: Site ID: Sample Type:

Parameters	Method	Act ± Unc (MDC) Carr Trac	Units	Analyzed	CAS No.	Qual
	Pace Analytical Services - Greensburg					
Radium-226	EPA 903.1	**1.00 ± 0.686 (0.862) C:NA T:84%**	pCi/L	12/14/21 15:32	13982-63-3	
	Pace Analytical Services - Greensburg					
Radium-228	EPA 904.0	**0.850 ± 0.536 (1.01) C:69% T:76%**	pCi/L	12/15/21 14:37	15262-20-1	
	Pace Analytical Services - Greensburg					
Total Radium	Total Radium Calculation	**1.85 ± 1.22 (1.87)**	pCi/L	12/16/21 17:28	7440-14-4	

This report shall not be reproduced, except in full,
without the written consent of Pace Analytical Services, LLC.

Pace Analytical Services, LLC
7726 Moller Road
Indianapolis, IN 46268
(317)228-3100

ANALYTICAL RESULTS - RADIOCHEMISTRY

Project: Harding St Profile 1 Report 2
Pace Project No.: 50302159

Sample: MW-107I **Lab ID: 50302159003** Collected: 11/05/21 11:40 Received: 11/05/21 13:52 Matrix: Water
PWS: Site ID: Sample Type:

Parameters	Method	Act ± Unc (MDC) Carr Trac	Units	Analyzed	CAS No.	Qual
	Pace Analytical Services - Greensburg					
Radium-226	EPA 903.1	**0.585 ± 0.446 (0.519) C:NA T:89%**	pCi/L	12/14/21 15:32	13982-63-3	
	Pace Analytical Services - Greensburg					
Radium-228	EPA 904.0	**0.859 ± 0.443 (0.774) C:73% T:84%**	pCi/L	12/15/21 14:34	15262-20-1	
	Pace Analytical Services - Greensburg					
Total Radium	Total Radium Calculation	**1.44 ± 0.889 (1.29)**	pCi/L	12/16/21 17:28	7440-14-4	

This report shall not be reproduced, except in full,
without the written consent of Pace Analytical Services, LLC.

Pace Analytical Services, LLC
7726 Moller Road
Indianapolis, IN 46268
(317)228-3100

ANALYTICAL RESULTS - RADIOCHEMISTRY

Project: Harding St Profile 1 Report 2
Pace Project No.: 50302159

Sample: MW-107D **Lab ID: 50302159004** Collected: 11/05/21 10:45 Received: 11/05/21 13:52 Matrix: Water
PWS: Site ID: Sample Type:

Parameters	Method	Act ± Unc (MDC) Carr Trac	Units	Analyzed	CAS No.	Qual
	Pace Analytical Services - Greensburg					
Radium-226	EPA 903.1	**0.908 ± 0.593 (0.727) C:NA T:94%**	pCi/L	12/14/21 15:32	13982-63-3	
	Pace Analytical Services - Greensburg					
Radium-228	EPA 904.0	**0.644 ± 0.463 (0.903) C:66% T:85%**	pCi/L	12/15/21 14:35	15262-20-1	
	Pace Analytical Services - Greensburg					
Total Radium	Total Radium Calculation	**1.55 ± 1.06 (1.63)**	pCi/L	12/16/21 17:28	7440-14-4	

This report shall not be reproduced, except in full,
without the written consent of Pace Analytical Services, LLC.

Pace Analytical Services, LLC
7726 Moller Road
Indianapolis, IN 46268
(317)228-3100

QUALITY CONTROL - RADIOCHEMISTRY

Project: Harding St Profile 1 Report 2
Pace Project No.: 50302159

QC Batch: 475144
QC Batch Method: EPA 904.0
Analysis Method: EPA 904.0
Analysis Description: 904.0 Radium 228
Laboratory: Pace Analytical Services - Greensburg
Associated Lab Samples: 50302159001, 50302159002, 50302159003, 50302159004

METHOD BLANK: 2295304 Matrix: Water
Associated Lab Samples: 50302159001, 50302159002, 50302159003, 50302159004

Parameter	Act ± Unc (MDC) Carr Trac	Units	Analyzed	Qualifiers
Radium-228	0.608 ± 0.347 (0.624) C:71% T:96%	pCi/L	12/15/21 14:35	

Results presented on this page are in the units indicated by the "Units" column except where an alternate unit is presented to the right of the result.

REPORT OF LABORATORY ANALYSIS

This report shall not be reproduced, except in full,
without the written consent of Pace Analytical Services, LLC.

Pace Analytical Services, LLC
7726 Moller Road
Indianapolis, IN 46268
(317)228-3100

QUALITY CONTROL - RADIOCHEMISTRY

Project: Harding St Profile 1 Report 2
Pace Project No.: 50302159

QC Batch: 475143
QC Batch Method: EPA 903.1
Analysis Method: EPA 903.1
Analysis Description: 903.1 Radium-226
Laboratory: Pace Analytical Services - Greensburg
Associated Lab Samples: 50302159001, 50302159002, 50302159003, 50302159004

METHOD BLANK: 2295303 Matrix: Water
Associated Lab Samples: 50302159001, 50302159002, 50302159003, 50302159004

Parameter	Act ± Unc (MDC) Carr Trac	Units	Analyzed	Qualifiers
Radium-226	0.0835 ± 0.268 (0.517) C:NA T:94%	pCi/L	12/14/21 15:11	

Results presented on this page are in the units indicated by the "Units" column except where an alternate unit is presented to the right of the result.

REPORT OF LABORATORY ANALYSIS

This report shall not be reproduced, except in full,
without the written consent of Pace Analytical Services, LLC.

Pace Analytical Services, LLC
7726 Moller Road
Indianapolis, IN 46268
(317)228-3100

QUALIFIERS

Project: Harding St Profile 1 Report 2
Pace Project No.: 50302159

DEFINITIONS

DF - Dilution Factor, if reported, represents the factor applied to the reported data due to dilution of the sample aliquot.

ND - Not Detected at or above adjusted reporting limit.

TNTC - Too Numerous To Count

J - Estimated concentration above the adjusted method detection limit and below the adjusted reporting limit.

MDL - Adjusted Method Detection Limit.

PQL - Practical Quantitation Limit.

RL - Reporting Limit - The lowest concentration value that meets project requirements for quantitative data with known precision and bias for a specific analyte in a specific matrix.

S - Surrogate

1,2-Diphenylhydrazine decomposes to and cannot be separated from Azobenzene using Method 8270. The result for each analyte is a combined concentration.

Consistent with EPA guidelines, unrounded data are displayed and have been used to calculate % recovery and RPD values.

LCS(D) - Laboratory Control Sample (Duplicate)

MS(D) - Matrix Spike (Duplicate)

DUP - Sample Duplicate

RPD - Relative Percent Difference

NC - Not Calculable.

SG - Silica Gel - Clean-Up

U - Indicates the compound was analyzed for, but not detected.

N-Nitrosodiphenylamine decomposes and cannot be separated from Diphenylamine using Method 8270. The result reported for each analyte is a combined concentration.

Reported results are not rounded until the final step prior to reporting. Therefore, calculated parameters that are typically reported as "Total" may vary slightly from the sum of the reported component parameters.

Act - Activity

Unc - Uncertainty: SDWA = 1.96 sigma count uncertainty, all other matrices = Expanded Uncertainty (95% confidence interval). Gamma Spec = Expanded Uncertainty (95.4% Confidence Interval)

(MDC) - Minimum Detectable Concentration

Trac - Tracer Recovery (%)

Carr - Carrier Recovery (%)

Pace Analytical is TNI accredited. Contact your Pace PM for the current list of accredited analytes.

TNI - The NELAC Institute.

ANALYTE QUALIFIERS

H3	Sample was received or analysis requested beyond the recognized method holding time.
M3	Matrix spike recovery was outside laboratory control limits due to matrix interferences.
N2	The lab does not hold NELAC/TNI accreditation for this parameter but other accreditations/certifications may apply. A complete list of accreditations/certifications is available upon request.
P6	Matrix spike recovery was outside laboratory control limits due to a parent sample concentration notably higher than the spike level.

This report shall not be reproduced, except in full,
without the written consent of Pace Analytical Services, LLC.

Pace Analytical Services, LLC
7726 Moller Road
Indianapolis, IN 46268
(317)228-3100

QUALITY CONTROL DATA CROSS REFERENCE TABLE

Project: Harding St Profile 1 Report 2
Pace Project No.: 50302159

Lab ID	Sample ID	QC Batch Method	QC Batch	Analytical Method	Analytical Batch
50302159001	**MW-103D**	EPA 9056	649560		
50302159002	**MW-105D**	EPA 9056	649560		
50302159003	**MW-107I**	EPA 9056	649560		
50302159004	**MW-107D**	EPA 9056	649560		
50302159001	**MW-103D**	EPA 3010	649047	EPA 6010	650721
50302159002	**MW-105D**	EPA 3010	649047	EPA 6010	650721
50302159003	**MW-107I**	EPA 3010	649047	EPA 6010	650721
50302159004	**MW-107D**	EPA 3010	649047	EPA 6010	650721
50302159001	**MW-103D**	EPA 3010	649216	EPA 6010	650609
50302159002	**MW-105D**	EPA 3010	649216	EPA 6010	650609
50302159003	**MW-107I**	EPA 3010	649216	EPA 6010	650609
50302159004	**MW-107D**	EPA 3010	649216	EPA 6010	650609
50302159001	**MW-103D**	EPA 200.2	649453	EPA 6020	649632
50302159002	**MW-105D**	EPA 200.2	649453	EPA 6020	649632
50302159003	**MW-107I**	EPA 200.2	649453	EPA 6020	649632
50302159004	**MW-107D**	EPA 200.2	649453	EPA 6020	649632
50302159001	**MW-103D**	EPA 903.1	475143		
50302159002	**MW-105D**	EPA 903.1	475143		
50302159003	**MW-107I**	EPA 903.1	475143		
50302159004	**MW-107D**	EPA 903.1	475143		
50302159001	**MW-103D**	EPA 904.0	475144		
50302159002	**MW-105D**	EPA 904.0	475144		
50302159003	**MW-107I**	EPA 904.0	475144		
50302159004	**MW-107D**	EPA 904.0	475144		
50302159001	**MW-103D**	Total Radium Calculation	476561		
50302159002	**MW-105D**	Total Radium Calculation	476561		
50302159003	**MW-107I**	Total Radium Calculation	476561		
50302159004	**MW-107D**	Total Radium Calculation	476561		
50302159001	**MW-103D**	SM 2320B	649827		
50302159002	**MW-105D**	SM 2320B	649827		
50302159003	**MW-107I**	SM 2320B	649827		
50302159004	**MW-107D**	SM 2320B	649827		
50302159001	**MW-103D**	SM 2540C	649493		
50302159002	**MW-105D**	SM 2540C	649493		
50302159003	**MW-107I**	SM 2540C	649493		
50302159004	**MW-107D**	SM 2540C	649493		
50302159001	**MW-103D**	SM 4500-H+B	649626		
50302159002	**MW-105D**	SM 4500-H+B	649626		
50302159003	**MW-107I**	SM 4500-H+B	649626		
50302159004	**MW-107D**	SM 4500-H+B	649626		
50302159001	**MW-103D**	SM 4500-S2-D	648936		
50302159002	**MW-105D**	SM 4500-S2-D	648936		
50302159003	**MW-107I**	SM 4500-S2-D	648936		
50302159004	**MW-107D**	SM 4500-S2-D	648936		

REPORT OF LABORATORY ANALYSIS

This report shall not be reproduced, except in full,
without the written consent of Pace Analytical Services, LLC.

Pace Analytical Services, LLC
7726 Moller Road
Indianapolis, IN 46268
(317)228-3100

QUALITY CONTROL DATA CROSS REFERENCE TABLE

Project: Harding St Profile 1 Report 2
Pace Project No.: 50302159

Lab ID	Sample ID	QC Batch Method	QC Batch	Analytical Method	Analytical Batch
50302159001	**MW-103D**	EPA 353.2	648910		
50302159002	**MW-105D**	EPA 353.2	648910		
50302159003	**MW-107I**	EPA 353.2	648910		
50302159004	**MW-107D**	EPA 353.2	648910		
50302159001	**MW-103D**	EPA 365.1	651262	EPA 365.1	651348
50302159002	**MW-105D**	EPA 365.1	651262	EPA 365.1	651348
50302159003	**MW-107I**	EPA 365.1	651262	EPA 365.1	651348
50302159004	**MW-107D**	EPA 365.1	651262	EPA 365.1	651348
50302159001	**MW-103D**	SM 5310C	650844		
50302159002	**MW-105D**	SM 5310C	650844		
50302159003	**MW-107I**	SM 5310C	650844		
50302159004	**MW-107D**	SM 5310C	650844		
50302159001	**MW-103D**	SM 5310C	651325		
50302159002	**MW-105D**	SM 5310C	651325		
50302159003	**MW-107I**	SM 5310C	651325		
50302159004	**MW-107D**	SM 5310C	651325		

This report shall not be reproduced, except in full,
without the written consent of Pace Analytical Services, LLC.

WO# : 50302159

50302159

CHAIN-OF-CUSTODY / Analytical Request Document

The Chain-of-Custody is a LEGAL DOCUMENT. All relevant fields must be completed accurately.

...knowledgment and acceptance of the Pace Terms and Conditions found at https://info.pacelabs.com/hubfs/pas-standard-terms.pdf.

Section A
Required Client ...n:

Section C
Invoice Information:

Page : 1 Of

Company: ATC Group Services	Report To: Mark Breting	Attention:	
Address: 7988 Centerpoint Drive	Copy To:	Company Name:	
Indianapolis, IN 46256		Address:	Regulatory Agency
Email: mark.breting@atcgs.com	Purchase Order #:	Pace Quote:	
Phone: NONE Fax:	Project Name: Harding Street Profile 1 Report 2	Pace Project Manager: hayden.putt@pacelabs.com,	State / Location
Requested Due Date:	Project #:	Pace Profile #: 6246 Line 30	IN

Requested Analysis Filtered (Y/N)

ITEM #	SAMPLE ID (One Character per box. (A-Z, 0-9 / , -) Sample Ids must be unique)	MATRIX CODE (see valid codes to left)	SAMPLE TYPE (G=GRAB C=COMP)	COLLECTED START DATE	COLLECTED START TIME	COLLECTED END DATE	COLLECTED END TIME	SAMPLE TEMP AT COLLECTION	# OF CONTAINERS	Preservatives: Unpreserved	H2SO4	HNO3	HCl	NaOH + ZnAcetate	Na2S2O3	Methanol	Other	Analyses Test Y/N	TDS/ NO3,NO2-Wet	(Cl, F, SO4) by IC	Metals, Total*	Metals Diss. Field Filtered** (Y)	Rad-228	Rad-226	Alkalinity, Ferrous Iron, pH	TOC by 5310C	DOC by 5310C (Y)	Sulfide	Phosphate		Residual Chlorine (Y/N)	
1	MW-103D	WT				11-5	935		11	3	3	4		1					X	X	X	X	X	X	X	X	X	X	X			001
2	MW-105D	WT				11-5	1155		11	3	3	4		1					X	X	X	X	X	X	X	X	X	X	X			002
3	MW-107I	WT				11-5	1140		11	3	3	4		1					X	X	X	X	X	X	X	X	X	X	X			003
4	MW-107D	WT				11-5	1045		11	3	3	4		1					X	X	X	X	X	X	X	X	X	X	X			004
5		WT							11	3	3	4		1					X	X	X	X	X	X	X	X	X	X	X			
6		WT							11	3	3	4		1					X	X	X	X	X	X	X	X	X	X	X			
7		WT							11	3	3	4		1					X	X	X	X	X	X	X	X	X	X	X			
8		WT							11	3	3	4		1					X	X	X	X	X	X	X	X	X	X	X			
9		WT							11	3	3	4		1					X	X	X	X	X	X	X	X	X	X	X			
10		WT							11	3	3	4		1					X	X	X	X	X	X	X	X	X	X	X			
11		WT							11	3	3	4		1					X	X	X	X	X	X	X	X	X	X	X			
12		WT							11	3	3	4		1					X	X	X	X	X	X	X	X	X	X	X			

ADDITIONAL COMMENTS	RELINQUISHED BY / AFFILIATION	DATE	TIME	ACCEPTED BY / AFFILIATION	DATE	TIME	SAMPLE CONDITIONS: TEMP in C	Received on Ice (Y/N)	Custody Sealed Cooler (Y/N)	Samples Intact (Y/N)
* Metals: 6010 (Al, Ba, B, Cd, Cr, Fe, Pb, Mn, Mo, Ca, Mg, Na, K, Li, SiO2)	[signature]	11-5	1352	[signature]	11/5/21	1352	1.9	Y	N	Y
6020 (Co, As, Se, Sb)							2.1			
** Dissolved FF 6010 (Mo, Mn)										
Alkalinity = (Total , Bicarb & Carb)										

SAMPLER NAME AND SIGNATURE

PRINT Name of SAMPLER: P. Greg Hopper

SIGNATURE of SAMPLER: [signature]

DATE Signed: 11-5-21

Pace Analytical®

SAMPLE CONDITION UPON RECEIPT FORM

Date/Time and Initials of person examining contents: BC 1413 11/5/21

1. **Courier:** ☐ FED EX ☐ UPS ☒ CLIENT ☐ PACE ☐ USPS ☐ OTHER _____

2. **Custody Seal on Cooler/Box Present:** ☐ Yes ☒ No

(If yes)Seals Intact: ☐ Yes ☐ No **(leave blank if no seals were present)**

3. **Thermometer:** 1 2 3 4 5 6 A B (C) D E F

4. **Cooler Temperature:** ①1.9/1.9 ②2.1/2.1
Temp should be above freezing to 6°C **(Initial/Corrected)**

5. **Packing Material:** ☐ Bubble Wrap ☐ Bubble Bags ☒ None ☐ Other _____

6. **Ice Type:** ☒ Wet ☐ Blue ☐ None

7. **If temp. is over 6°C or under 0°C, was the PM notified?:** ☐ Yes ☐ No

All discrepancies will be written out in the comments section below.

	Yes	No		Yes	No	N/A
USDA Regulated Soils? (HI, ID, NY, WA, OR,CA, NM, TX, OK, AR, LA, TN, AL, MS, NC, SC, GA, FL, or Puerto Rico)		✓	All containers needing acid/base pres. Have been CHECKED?: **exceptions: VOA, coliform, LLHg, O&G, and any container with a septum cap or preserved with HCl.** Circle: ~~HNO3 (<2)~~ ~~H2SO4 (<2)~~ ~~NaOH (>10)~~ ~~NaOH/ZnAc (>9)~~ Any non-conformance to pH recommendations ~~will be noted~~ on the container count form	✓		
Short Hold Time Analysis (48 hours or less)? **Analysis:** NO2, NO3	✓					
Time 5035A TC placed in Freezer or Short Holds To Lab	Time:			Present	Absent	N/A
			Residual Chlorine Check (SVOC 625 Pest/PCB 608)			✓
Rush TAT Requested (4 days or less):		✓	Residual Chlorine Check (Total/Amenable/Free Cyanide)			✓
Custody Signatures Present?	✓		Headspace Wisconsin Sulfide?			✓
Containers Intact?:	✓		Headspace in VOA Vials (>6mm): See Containter Count form for details	Present	Absent	No VOA Vials Sent ✓
Sample Label (IDs/Dates/Times) Match COC?: Except TCs, which only require sample ID	✓		Trip Blank Present?		✓	
Extra labels on Terracore Vials? (soils only)		✓	Trip Blank Custody Seals?:			✓

COMMENTS:

COC PAGE 1 **of** 1

Sample Container Count

COC Line Item	WGFU	R (SBS / DI / MeOH (only) / BK / Kit)	DG9H VG9H	VOA VIAL HS (>6mm)	VG9U	DG9U	VG9T	AG0U	AG1H	AG1U	AG2U	AG3S	AG3SF	AG3C	BP1U	BP1N	BP2U	BP3U	BP3N	BP3F	BP3S	BP3B	BP3Z	CG3H	Syringe Kit	Matrix	HNO3/ H2SO4 pH <2	NaOH/ ZNAc pH >9	NaOH pH>10
1												1	1			2	1	2	1	1	1		1			SL	✓	✓	
2												↓	↓			↓	↓	↓	↓	↓	↓		↓			↓	↓	↓	
3																													
4																													
5																													
6																													
7																													
8																													
9																													
10																													
11																													
12																													

** Place a RED dot on containers that are out of conformance **

Container Codes

Glass

DG9H	40mL HCl amber voa vial	BG1T	1L Na Thiosulfate clear glass	BP1B	1L NaOH plastic
DG9P	40mL TSP amber vial	BG1U	1L unpreserved glass	BP1N	1L HNO3 plastic
DG9S	40mL H2SO4 amber vial	BG3H	250mL HCl Clear Glass	BP1S	1L H2SO4 plastic
DG9T	40mL Na Thio amber vial	BG3U	250mL Unpres Clear Glass	BP1U	1L unpreserved plastic
DG9U	40mL unpreserved amber vial	AG0U	100mL unpres amber glass	BP1Z	1L NaOH, Zn, Ac
VG9H	40mL HCl clear vial	AG1H	1L HCl amber glass	BP2N	500mL HNO3 plastic
VG9T	40mL Na Thio. clear vial	AG1S	1L H2SO4 amber glass	BP2C	500mL NaOH plastic
VG9U	40mL unpreserved clear vial	AG1T	1L Na Thiosulfate amber glass	BP2S	500mL H2SO4 plastic
I	40mL w/hexane wipe vial	AG1U	1liter unpres amber glass	BP2U	500mL unpreserved plastic
WGKU	8oz unpreserved clear jar	AG2N	500mL HNO3 amber glass	BP2Z	500mL NaOH, Zn Ac
WGFU	4oz clear soil jar	AG2S	500mL H2SO4 amber glass	BP3B	250mL NaOH plastic
JGFU	4oz unpreserved amber wide	AG2U	500mL unpres amber glass	BP3N	250mL HNO3 plastic
CG3H	250mL clear glass HCl	AG3S	250mL H2SO4 amber glass	BP3F	250mL HNO3 plastic-field filtered
BG1H	1L HCl clear glass	AG3SF	250mL H2SO4 amb glass -field filtered	BP3U	250mL unpreserved plastic
BG1S	1L H2SO4 clear glass	AG3U	250mL unpres amber glass	BP3S	250mL H2SO4 plastic
GN	General	AG3C	250mL NaOH amber glass	BP3Z	250mL NaOH, ZnAc plastic

Plastic / Misc.

BP4U	125mL unpreserved plastic
BP4N	125mL HNO3 plastic
BP4S	125mL H2SO4 plastic

Syringe Kit	LL Cr+6 sampling kit

AF	Air Filter
C	Air Cassettes
R	Terracore kit
SP5T	120mL Coliform Na Thiosulfate
U	Summa Can
ZPLC	Ziploc Bag

WT		Water	
SL		Solid	
NAL	OL	Non-aqueous liquid	Oil
WP		Wipe	

Pace Analytical Services, LLC
7726 Moller Road
Indianapolis, IN 46268
(317)228-3100

February 15, 2022

Mr. Mark Breting
ATC Group Services
7988 Centerpoint Drive
Suite 100
Indianapolis, IN 46256

RE: Project: Harding St Profile 1 Report 2
Pace Project No.: 50302256

Dear Mr. Breting:

Enclosed are the analytical results for sample(s) received by the laboratory on November 08, 2021. The results relate only to the samples included in this report. Results reported herein conform to the applicable TNI/NELAC Standards and the laboratory's Quality Manual, where applicable, unless otherwise noted in the body of the report.

The test results provided in this final report were generated by each of the following laboratories within the Pace Network:

- Pace Analytical Services - Indianapolis
- Pace Analytical Services - Greensburg

If you have any questions concerning this report, please feel free to contact me.

Sincerely,

Hayden Putt

Hayden Putt
hayden.putt@pacelabs.com
(317)228-3145
Project Manager

Enclosures

cc: Mr. Robert Miller, Haley & Aldrich

This report shall not be reproduced, except in full,
without the written consent of Pace Analytical Services, LLC.

Pace Analytical Services, LLC
7726 Moller Road
Indianapolis, IN 46268
(317)228-3100

CERTIFICATIONS

Project: Harding St Profile 1 Report 2
Pace Project No.: 50302256

Pace Analytical Services Pennsylvania

1638 Roseytown Rd Suites 2,3&4, Greensburg, PA 15601
ANAB DOD-ELAP Rad Accreditation #: L2417
Alabama Certification #: 41590
Arizona Certification #: AZ0734
Arkansas Certification
California Certification #: 04222CA
Colorado Certification #: PA01547
Connecticut Certification #: PH-0694
Delaware Certification
EPA Region 4 DW Rad
Florida/TNI Certification #: E87683
Georgia Certification #: C040
Florida: Cert E871149 SEKS WET
Guam Certification
Hawaii Certification
Idaho Certification
Illinois Certification
Indiana Certification
Iowa Certification #: 391
Kansas/TNI Certification #: E-10358
Kentucky Certification #: KY90133
KY WW Permit #: KY0098221
KY WW Permit #: KY0000221
Louisiana DHH/TNI Certification #: LA180012
Louisiana DEQ/TNI Certification #: 4086
Maine Certification #: 2017020
Maryland Certification #: 308
Massachusetts Certification #: M-PA1457
Michigan/PADEP Certification #: 9991
Missouri Certification #: 235
Montana Certification #: Cert0082
Nebraska Certification #: NE-OS-29-14
Nevada Certification #: PA014572018-1
New Hampshire/TNI Certification #: 297617
New Jersey/TNI Certification #: PA051
New Mexico Certification #: PA01457
New York/TNI Certification #: 10888
North Carolina Certification #: 42706
North Dakota Certification #: R-190
Ohio EPA Rad Approval: #41249
Oregon/TNI Certification #: PA200002-010
Pennsylvania/TNI Certification #: 65-00282
Puerto Rico Certification #: PA01457
Rhode Island Certification #: 65-00282
South Dakota Certification
Tennessee Certification #: 02867
Texas/TNI Certification #: T104704188-17-3
Utah/TNI Certification #: PA014572017-9
USDA Soil Permit #: P330-17-00091
Vermont Dept. of Health: ID# VT-0282
Virgin Island/PADEP Certification
Virginia/VELAP Certification #: 460198
Washington Certification #: C868
West Virginia DEP Certification #: 143
West Virginia DHHR Certification #: 9964C
Wisconsin Approve List for Rad
Wyoming Certification #: 8TMS-L

Pace Analytical Services Indianapolis

7726 Moller Road, Indianapolis, IN 46268
Illinois Accreditation #: 200074
Indiana Drinking Water Laboratory #: C-49-06
Kansas/TNI Certification #: E-10177
Kentucky UST Agency Interest #: 80226
Kentucky WW Laboratory ID #: 98019
Michigan Drinking Water Laboratory #9050
Ohio VAP Certified Laboratory #: CL0065
Oklahoma Laboratory #: 9204
Texas Certification #: T104704355
Wisconsin Laboratory #: 999788130
USDA Soil Permit #: P330-19-00257

REPORT OF LABORATORY ANALYSIS

This report shall not be reproduced, except in full,
without the written consent of Pace Analytical Services, LLC.

Pace Analytical Services, LLC
7726 Moller Road
Indianapolis, IN 46268
(317)228-3100

SAMPLE SUMMARY

Project: Harding St Profile 1 Report 2
Pace Project No.: 50302256

Lab ID	Sample ID	Matrix	Date Collected	Date Received
50302256001	**MW-102D**	Water	11/08/21 12:40	11/08/21 14:00
50302256002	**MW-102D MS**	Water	11/08/21 12:40	11/08/21 14:00
50302256003	**MW-102D MSD**	Water	11/08/21 12:40	11/08/21 14:00
50302256004	**MW-107S**	Water	11/08/21 12:25	11/08/21 14:00
50302256005	**Field Blank 2**	Water	11/08/21 11:50	11/08/21 14:00

This report shall not be reproduced, except in full,
without the written consent of Pace Analytical Services, LLC.

Pace Analytical Services, LLC
7726 Moller Road
Indianapolis, IN 46268
(317)228-3100

SAMPLE ANALYTE COUNT

Project: Harding St Profile 1 Report 2
Pace Project No.: 50302256

Lab ID	Sample ID	Method	Analysts	Analytes Reported	Laboratory
50302256001	**MW-102D**	EPA 9056	RID	3	PASI-I
		EPA 6010	JDG, RAM	16	PASI-I
		EPA 6010	JDG	2	PASI-I
		EPA 6020	CAW	4	PASI-I
		EPA 903.1	SLC	1	PASI-PA
		EPA 904.0	JC2	1	PASI-PA
		Total Radium Calculation	JAL	1	PASI-PA
		SM 2320B	SWJ	3	PASI-I
		SM 2540C	OAS	1	PASI-I
		SM 4500-H+B	ZM	1	PASI-I
		SM 4500-S2-D	ZM	1	PASI-I
		EPA 353.2	SKK	2	PASI-I
		EPA 365.1	GWA	1	PASI-I
		SM 5310C	GWA	1	PASI-I
		SM 5310C	GWA	1	PASI-I
50302256002	**MW-102D MS**	EPA 903.1	SLC	1	PASI-PA
		EPA 904.0	JC2	1	PASI-PA
50302256003	**MW-102D MSD**	EPA 903.1	SLC	1	PASI-PA
		EPA 904.0	JC2	1	PASI-PA
50302256004	**MW-107S**	EPA 9056	RID	3	PASI-I
		EPA 6010	JDG, RAM	15	PASI-I
		EPA 6010	JDG	2	PASI-I
		EPA 6020	CAW	4	PASI-I
		EPA 903.1	SLC	1	PASI-PA
		EPA 904.0	JC2	1	PASI-PA
		Total Radium Calculation	JAL	1	PASI-PA
		SM 2320B	SWJ	3	PASI-I
		SM 2540C	OAS	1	PASI-I
		SM 4500-H+B	ZM	1	PASI-I
		SM 4500-S2-D	ZM	1	PASI-I
		EPA 353.2	SKK	2	PASI-I
		EPA 365.1	GWA	1	PASI-I
		SM 5310C	GWA	1	PASI-I
		SM 5310C	GWA	1	PASI-I
50302256005	**Field Blank 2**	EPA 9056	RID	3	PASI-I
		EPA 6010	JDG, RAM	15	PASI-I
		EPA 6020	CAW	4	PASI-I

This report shall not be reproduced, except in full,
without the written consent of Pace Analytical Services, LLC.

Pace Analytical Services, LLC
7726 Moller Road
Indianapolis, IN 46268
(317)228-3100

SAMPLE ANALYTE COUNT

Project: Harding St Profile 1 Report 2
Pace Project No.: 50302256

Lab ID	Sample ID	Method	Analysts	Analytes Reported	Laboratory
		EPA 903.1	SLC	1	PASI-PA
		EPA 904.0	JC2	1	PASI-PA
		Total Radium Calculation	JAL	1	PASI-PA
		SM 2320B	SWJ	3	PASI-I
		SM 2540C	OAS	1	PASI-I
		SM 4500-H+B	ZM	1	PASI-I
		SM 4500-S2-D	ZM	1	PASI-I
		EPA 353.2	SKK	2	PASI-I
		EPA 365.1	GWA	1	PASI-I
		SM 5310C	GWA	1	PASI-I

PASI-I = Pace Analytical Services - Indianapolis
PASI-PA = Pace Analytical Services - Greensburg

This report shall not be reproduced, except in full,
without the written consent of Pace Analytical Services, LLC.

Pace Analytical Services, LLC
7726 Moller Road
Indianapolis, IN 46268
(317)228-3100

SUMMARY OF DETECTION

Project: Harding St Profile 1 Report 2
Pace Project No.: 50302256

Lab Sample ID / Method	Client Sample ID / Parameters	Result	Units	Report Limit	Analyzed	Qualifiers
50302256001	**MW-102D**					
EPA 9056	Chloride	164	mg/L	25.0	11/12/21 09:13	
EPA 9056	Fluoride	0.15	mg/L	0.10	11/12/21 08:36	
EPA 9056	Sulfate	1180	mg/L	25.0	11/12/21 09:13	
EPA 6010	Barium	62.8	ug/L	10.0	11/18/21 15:30	
EPA 6010	Boron	21300	ug/L	100	11/18/21 15:59	
EPA 6010	Calcium	310000	ug/L	1000	11/18/21 15:59	E
EPA 6010	Iron	5030	ug/L	100	11/18/21 15:30	
EPA 6010	Lithium	66.2	ug/L	20.0	11/18/21 15:59	
EPA 6010	Magnesium	60800	ug/L	1000	11/18/21 15:30	
EPA 6010	Manganese	461	ug/L	10.0	11/18/21 15:30	
EPA 6010	Molybdenum	512	ug/L	10.0	11/18/21 15:30	
EPA 6010	Potassium	14900	ug/L	1000	11/18/21 15:59	
EPA 6010	Silica	12900	ug/L	450	11/18/21 15:30	N2
EPA 6010	Silicon	6040	ug/L	200	11/18/21 15:30	
EPA 6010	Sodium	167000	ug/L	1000	11/18/21 15:59	
EPA 6010	Manganese, Dissolved	446	ug/L	10.0	11/18/21 13:54	
EPA 6010	Molybdenum, Dissolved	505	ug/L	10.0	11/18/21 13:54	
EPA 6020	Arsenic	50.0	ug/L	1.0	11/12/21 06:29	
EPA 903.1	Radium-226	0.439 ± 0.364 (0.473) C:NA T:94%	pCi/L		12/10/21 14:13	
EPA 904.0	Radium-228	0.529 ± 0.640 (1.36) C:73% T:84%	pCi/L		12/09/21 18:33	
Total Radium Calculation	Total Radium	0.968 ± 1.00 (1.83)	pCi/L		12/13/21 16:24	
SM 2320B	Alkalinity, Total as CaCO3	96.4	mg/L	2.0	11/11/21 14:08	
SM 2320B	Alkalinity,Bicarbonate (CaCO3)	96.4	mg/L	2.0	11/11/21 14:08	
SM 2540C	Total Dissolved Solids	1990	mg/L	40.0	11/10/21 09:19	
SM 4500-H+B	pH at 25 Degrees C	7.5	Std. Units	0.10	11/12/21 12:58	H3
EPA 365.1	Phosphate as P04	0.64	mg/L	0.15	11/20/21 11:27	
SM 5310C	Total Organic Carbon	1.8	mg/L	1.0	11/18/21 22:50	
SM 5310C	Dissolved Organic Carbon	2.1	mg/L	1.0	11/19/21 22:39	
50302256002	**MW-102D MS**					
EPA 903.1	Radium-226	76.80 %REC ± NA (NA) C:NA T:NA%	pCi/L		12/10/21 14:13	
EPA 904.0	Radium-228	83.13 %REC ± NA (NA) C:NA T:NA	pCi/L		12/09/21 18:37	

REPORT OF LABORATORY ANALYSIS

This report shall not be reproduced, except in full,
without the written consent of Pace Analytical Services, LLC.

Pace Analytical Services, LLC
7726 Moller Road
Indianapolis, IN 46268
(317)228-3100

SUMMARY OF DETECTION

Project: Harding St Profile 1 Report 2
Pace Project No.: 50302256

Lab Sample ID / Method	Client Sample ID / Parameters	Result	Units	Report Limit	Analyzed	Qualifiers
50302256003	**MW-102D MSD**					
EPA 903.1	Radium-226	93.21 %REC 19.31 RPD ± NA (NA) C:NA T:NA%	pCi/L		12/10/21 14:13	
EPA 904.0	Radium-228	93.38 %REC 11.62 RPD ± NA (NA) C:NA T:NA	pCi/L		12/09/21 18:38	
50302256004	**MW-107S**					
EPA 9056	Chloride	296	mg/L	25.0	11/12/21 12:17	
EPA 9056	Fluoride	0.65	mg/L	0.10	11/12/21 11:59	
EPA 9056	Sulfate	834	mg/L	25.0	11/12/21 12:17	
EPA 6010	Barium	22.4	ug/L	10.0	11/18/21 15:44	
EPA 6010	Boron	7120	ug/L	100	11/18/21 16:10	
EPA 6010	Calcium	246000	ug/L	2000	11/19/21 08:09	
EPA 6010	Iron	2270	ug/L	100	11/18/21 15:44	
EPA 6010	Lithium	82.5	ug/L	20.0	11/18/21 16:10	
EPA 6010	Magnesium	84800	ug/L	1000	11/18/21 15:44	
EPA 6010	Manganese	455	ug/L	10.0	11/18/21 15:44	
EPA 6010	Molybdenum	82.5	ug/L	10.0	11/18/21 15:44	
EPA 6010	Potassium	12800	ug/L	1000	11/18/21 16:10	
EPA 6010	Silica	12700	ug/L	450	11/18/21 15:44	N2
EPA 6010	Sodium	242000	ug/L	2000	11/19/21 08:09	
EPA 6010	Manganese, Dissolved	447	ug/L	10.0	11/18/21 14:05	
EPA 6010	Molybdenum, Dissolved	80.3	ug/L	10.0	11/18/21 14:05	
EPA 903.1	Radium-226	0.526 ± 0.565 (0.824) C:NA T:94%	pCi/L		12/10/21 14:13	
EPA 904.0	Radium-228	0.977 ± 0.725 (1.44) C:72% T:84%	pCi/L		12/09/21 18:39	
Total Radium Calculation	Total Radium	1.50 ± 1.29 (2.26)	pCi/L		12/13/21 16:24	
SM 2320B	Alkalinity, Total as CaCO3	201	mg/L	2.0	11/11/21 14:08	
SM 2320B	Alkalinity,Bicarbonate (CaCO3)	201	mg/L	2.0	11/11/21 14:08	
SM 2540C	Total Dissolved Solids	1830	mg/L	40.0	11/10/21 09:19	
SM 4500-H+B	pH at 25 Degrees C	7.7	Std. Units	0.10	11/12/21 13:00	H3
SM 5310C	Total Organic Carbon	1.5	mg/L	1.0	11/19/21 00:35	
SM 5310C	Dissolved Organic Carbon	1.6	mg/L	1.0	11/19/21 23:16	
50302256005	**Field Blank 2**					
EPA 903.1	Radium-226	0.136 ± 0.279 (0.458) C:NA T:96%	pCi/L		12/10/21 14:13	

REPORT OF LABORATORY ANALYSIS

This report shall not be reproduced, except in full,
without the written consent of Pace Analytical Services, LLC.

Pace Analytical Services, LLC
7726 Moller Road
Indianapolis, IN 46268
(317)228-3100

SUMMARY OF DETECTION

Project: Harding St Profile 1 Report 2
Pace Project No.: 50302256

Lab Sample ID / Method	Client Sample ID / Parameters	Result	Units	Report Limit	Analyzed	Qualifiers
50302256005	**Field Blank 2**					
EPA 904.0	Radium-228	0.365 ± 0.589 (1.28) C:73% T:85%	pCi/L		12/09/21 18:39	
Total Radium Calculation	Total Radium	0.501 ± 0.868 (1.74)	pCi/L		12/13/21 16:24	
SM 2320B	Alkalinity, Total as CaCO3	2.2	mg/L	2.0	11/11/21 14:08	
SM 2320B	Alkalinity,Bicarbonate (CaCO3)	2.2	mg/L	2.0	11/11/21 14:08	
SM 4500-H+B	pH at 25 Degrees C	7.4	Std. Units	0.10	11/12/21 13:05	H3

This report shall not be reproduced, except in full,
without the written consent of Pace Analytical Services, LLC.

Pace Analytical Services, LLC
7726 Moller Road
Indianapolis, IN 46268
(317)228-3100

ANALYTICAL RESULTS

Project: Harding St Profile 1 Report 2
Pace Project No.: 50302256

Sample: MW-102D **Lab ID: 50302256001** Collected: 11/08/21 12:40 Received: 11/08/21 14:00 Matrix: Water

Parameters	Results	Units	Report Limit	DF	Prepared	Analyzed	CAS No.	Qual
9056 IC Anions	Analytical Method: EPA 9056							
	Pace Analytical Services - Indianapolis							
Chloride	**164**	mg/L	25.0	100		11/12/21 09:13	16887-00-6	
Fluoride	**0.15**	mg/L	0.10	1		11/12/21 08:36	16984-48-8	
Sulfate	**1180**	mg/L	25.0	100		11/12/21 09:13	14808-79-8	
6010 MET ICP	Analytical Method: EPA 6010 Preparation Method: EPA 3010							
	Pace Analytical Services - Indianapolis							
Aluminum	ND	ug/L	200	1	11/16/21 06:55	11/18/21 15:30	7429-90-5	
Barium	**62.8**	ug/L	10.0	1	11/16/21 06:55	11/18/21 15:30	7440-39-3	
Boron	**21300**	ug/L	100	1	11/16/21 06:55	11/18/21 15:59	7440-42-8	
Cadmium	ND	ug/L	2.0	1	11/16/21 06:55	11/18/21 15:30	7440-43-9	
Calcium	**310000**	ug/L	1000	1	11/16/21 06:55	11/18/21 15:59	7440-70-2	E
Chromium	ND	ug/L	10.0	1	11/16/21 06:55	11/18/21 15:30	7440-47-3	
Iron	**5030**	ug/L	100	1	11/16/21 06:55	11/18/21 15:30	7439-89-6	
Lead	ND	ug/L	10.0	1	11/16/21 06:55	11/18/21 15:30	7439-92-1	
Lithium	**66.2**	ug/L	20.0	1	11/16/21 06:55	11/18/21 15:59	7439-93-2	
Magnesium	**60800**	ug/L	1000	1	11/16/21 06:55	11/18/21 15:30	7439-95-4	
Manganese	**461**	ug/L	10.0	1	11/16/21 06:55	11/18/21 15:30	7439-96-5	
Molybdenum	**512**	ug/L	10.0	1	11/16/21 06:55	11/18/21 15:30	7439-98-7	
Potassium	**14900**	ug/L	1000	1	11/16/21 06:55	11/18/21 15:59	7440-09-7	
Silica	**12900**	ug/L	450	1	11/16/21 06:55	11/18/21 15:30	7631-86-9	N2
Silicon	**6040**	ug/L	200	1	11/16/21 06:55	11/18/21 15:30	7440-21-3	
Sodium	**167000**	ug/L	1000	1	11/16/21 06:55	11/18/21 15:59	7440-23-5	
6010 MET ICP, Dissolved	Analytical Method: EPA 6010 Preparation Method: EPA 3010							
	Pace Analytical Services - Indianapolis							
Manganese, Dissolved	**446**	ug/L	10.0	1	11/16/21 06:55	11/18/21 13:54	7439-96-5	
Molybdenum, Dissolved	**505**	ug/L	10.0	1	11/16/21 06:55	11/18/21 13:54	7439-98-7	
6020 MET ICPMS	Analytical Method: EPA 6020 Preparation Method: EPA 200.2							
	Pace Analytical Services - Indianapolis							
Antimony	ND	ug/L	1.0	1	11/10/21 08:38	11/12/21 06:29	7440-36-0	
Arsenic	**50.0**	ug/L	1.0	1	11/10/21 08:38	11/12/21 06:29	7440-38-2	
Cobalt	ND	ug/L	1.0	1	11/10/21 08:38	11/12/21 06:29	7440-48-4	
Selenium	ND	ug/L	1.0	1	11/10/21 08:38	11/12/21 06:29	7782-49-2	
2320B Alkalinity	Analytical Method: SM 2320B							
	Pace Analytical Services - Indianapolis							
Alkalinity, Total as CaCO3	**96.4**	mg/L	2.0	1		11/11/21 14:08		
Alkalinity,Bicarbonate (CaCO3)	**96.4**	mg/L	2.0	1		11/11/21 14:08		
Alkalinity,Carbonate (CaCO3)	ND	mg/L	2.0	1		11/11/21 14:08		
2540C Total Dissolved Solids	Analytical Method: SM 2540C							
	Pace Analytical Services - Indianapolis							
Total Dissolved Solids	**1990**	mg/L	40.0	1		11/10/21 09:19		

REPORT OF LABORATORY ANALYSIS

This report shall not be reproduced, except in full,
without the written consent of Pace Analytical Services, LLC.

Pace Analytical Services, LLC
7726 Moller Road
Indianapolis, IN 46268
(317)228-3100

ANALYTICAL RESULTS

Project: Harding St Profile 1 Report 2
Pace Project No.: 50302256

Sample: MW-102D **Lab ID: 50302256001** Collected: 11/08/21 12:40 Received: 11/08/21 14:00 Matrix: Water

Parameters	Results	Units	Report Limit	DF	Prepared	Analyzed	CAS No.	Qual
4500H+ pH, Electrometric	Analytical Method: SM 4500-H+B Pace Analytical Services - Indianapolis							
pH at 25 Degrees C	**7.5**	Std. Units	0.10	1		11/12/21 12:58		H3
4500S2D Sulfide Water	Analytical Method: SM 4500-S2-D Pace Analytical Services - Indianapolis							
Sulfide	ND	mg/L	0.10	1		11/11/21 10:30	18496-25-8	
353.2 Nitrogen, NO2/NO3 unpres	Analytical Method: EPA 353.2 Pace Analytical Services - Indianapolis							
Nitrogen, Nitrate	ND	mg/L	0.10	1		11/08/21 18:04	14797-55-8	
Nitrogen, Nitrite	ND	mg/L	0.10	1		11/08/21 18:04	14797-65-0	
365.1 Total Phosphorus	Analytical Method: EPA 365.1 Preparation Method: EPA 365.1 Pace Analytical Services - Indianapolis							
Phosphate as P04	**0.64**	mg/L	0.15	1	11/19/21 09:30	11/20/21 11:27		
5310C TOC	Analytical Method: SM 5310C Pace Analytical Services - Indianapolis							
Total Organic Carbon	**1.8**	mg/L	1.0	1		11/18/21 22:50	7440-44-0	
5310C Dissolved Organic Carbon	Analytical Method: SM 5310C Pace Analytical Services - Indianapolis							
Dissolved Organic Carbon	**2.1**	mg/L	1.0	1		11/19/21 22:39		

REPORT OF LABORATORY ANALYSIS

This report shall not be reproduced, except in full,
without the written consent of Pace Analytical Services, LLC.

Pace Analytical Services, LLC
7726 Moller Road
Indianapolis, IN 46268
(317)228-3100

ANALYTICAL RESULTS

Project: Harding St Profile 1 Report 2
Pace Project No.: 50302256

Sample: MW-107S **Lab ID: 50302256004** Collected: 11/08/21 12:25 Received: 11/08/21 14:00 Matrix: Water

Parameters	Results	Units	Report Limit	DF	Prepared	Analyzed	CAS No.	Qual
9056 IC Anions	Analytical Method: EPA 9056							
	Pace Analytical Services - Indianapolis							
Chloride	**296**	mg/L	25.0	100		11/12/21 12:17	16887-00-6	
Fluoride	**0.65**	mg/L	0.10	1		11/12/21 11:59	16984-48-8	
Sulfate	**834**	mg/L	25.0	100		11/12/21 12:17	14808-79-8	
6010 MET ICP	Analytical Method: EPA 6010 Preparation Method: EPA 3010							
	Pace Analytical Services - Indianapolis							
Aluminum	ND	ug/L	200	1	11/16/21 06:55	11/18/21 15:44	7429-90-5	
Barium	**22.4**	ug/L	10.0	1	11/16/21 06:55	11/18/21 15:44	7440-39-3	
Boron	**7120**	ug/L	100	1	11/16/21 06:55	11/18/21 16:10	7440-42-8	
Cadmium	ND	ug/L	2.0	1	11/16/21 06:55	11/18/21 15:44	7440-43-9	
Calcium	**246000**	ug/L	2000	2	11/16/21 06:55	11/19/21 08:09	7440-70-2	
Chromium	ND	ug/L	10.0	1	11/16/21 06:55	11/18/21 15:44	7440-47-3	
Iron	**2270**	ug/L	100	1	11/16/21 06:55	11/18/21 15:44	7439-89-6	
Lead	ND	ug/L	10.0	1	11/16/21 06:55	11/18/21 15:44	7439-92-1	
Lithium	**82.5**	ug/L	20.0	1	11/16/21 06:55	11/18/21 16:10	7439-93-2	
Magnesium	**84800**	ug/L	1000	1	11/16/21 06:55	11/18/21 15:44	7439-95-4	
Manganese	**455**	ug/L	10.0	1	11/16/21 06:55	11/18/21 15:44	7439-96-5	
Molybdenum	**82.5**	ug/L	10.0	1	11/16/21 06:55	11/18/21 15:44	7439-98-7	
Potassium	**12800**	ug/L	1000	1	11/16/21 06:55	11/18/21 16:10	7440-09-7	
Silica	**12700**	ug/L	450	1	11/16/21 06:55	11/18/21 15:44	7631-86-9	N2
Sodium	**242000**	ug/L	2000	2	11/16/21 06:55	11/19/21 08:09	7440-23-5	
6010 MET ICP, Dissolved	Analytical Method: EPA 6010 Preparation Method: EPA 3010							
	Pace Analytical Services - Indianapolis							
Manganese, Dissolved	**447**	ug/L	10.0	1	11/16/21 06:55	11/18/21 14:05	7439-96-5	
Molybdenum, Dissolved	**80.3**	ug/L	10.0	1	11/16/21 06:55	11/18/21 14:05	7439-98-7	
6020 MET ICPMS	Analytical Method: EPA 6020 Preparation Method: EPA 200.2							
	Pace Analytical Services - Indianapolis							
Antimony	ND	ug/L	1.0	1	11/10/21 08:38	11/12/21 06:53	7440-36-0	
Arsenic	ND	ug/L	1.0	1	11/10/21 08:38	11/12/21 06:53	7440-38-2	
Cobalt	ND	ug/L	1.0	1	11/10/21 08:38	11/12/21 06:53	7440-48-4	
Selenium	ND	ug/L	1.0	1	11/10/21 08:38	11/12/21 06:53	7782-49-2	
2320B Alkalinity	Analytical Method: SM 2320B							
	Pace Analytical Services - Indianapolis							
Alkalinity, Total as CaCO3	**201**	mg/L	2.0	1		11/11/21 14:08		
Alkalinity,Bicarbonate (CaCO3)	**201**	mg/L	2.0	1		11/11/21 14:08		
Alkalinity,Carbonate (CaCO3)	ND	mg/L	2.0	1		11/11/21 14:08		
2540C Total Dissolved Solids	Analytical Method: SM 2540C							
	Pace Analytical Services - Indianapolis							
Total Dissolved Solids	**1830**	mg/L	40.0	1		11/10/21 09:19		

REPORT OF LABORATORY ANALYSIS

This report shall not be reproduced, except in full,
without the written consent of Pace Analytical Services, LLC.

Pace Analytical Services, LLC
7726 Moller Road
Indianapolis, IN 46268
(317)228-3100

ANALYTICAL RESULTS

Project: Harding St Profile 1 Report 2
Pace Project No.: 50302256

Sample: MW-107S **Lab ID: 50302256004** Collected: 11/08/21 12:25 Received: 11/08/21 14:00 Matrix: Water

Parameters	Results	Units	Report Limit	DF	Prepared	Analyzed	CAS No.	Qual
4500H+ pH, Electrometric	Analytical Method: SM 4500-H+B Pace Analytical Services - Indianapolis							
pH at 25 Degrees C	**7.7**	Std. Units	0.10	1		11/12/21 13:00		H3
4500S2D Sulfide Water	Analytical Method: SM 4500-S2-D Pace Analytical Services - Indianapolis							
Sulfide	ND	mg/L	0.10	1		11/11/21 10:30	18496-25-8	
353.2 Nitrogen, NO2/NO3 unpres	Analytical Method: EPA 353.2 Pace Analytical Services - Indianapolis							
Nitrogen, Nitrate	ND	mg/L	0.10	1		11/08/21 18:02	14797-55-8	
Nitrogen, Nitrite	ND	mg/L	0.10	1		11/08/21 18:02	14797-65-0	
365.1 Total Phosphorus	Analytical Method: EPA 365.1 Preparation Method: EPA 365.1 Pace Analytical Services - Indianapolis							
Phosphate as P04	ND	mg/L	0.15	1	11/19/21 09:30	11/20/21 11:29		
5310C TOC	Analytical Method: SM 5310C Pace Analytical Services - Indianapolis							
Total Organic Carbon	**1.5**	mg/L	1.0	1		11/19/21 00:35	7440-44-0	
5310C Dissolved Organic Carbon	Analytical Method: SM 5310C Pace Analytical Services - Indianapolis							
Dissolved Organic Carbon	**1.6**	mg/L	1.0	1		11/19/21 23:16		

REPORT OF LABORATORY ANALYSIS

This report shall not be reproduced, except in full,
without the written consent of Pace Analytical Services, LLC.

Pace Analytical Services, LLC
7726 Moller Road
Indianapolis, IN 46268
(317)228-3100

ANALYTICAL RESULTS

Project: Harding St Profile 1 Report 2
Pace Project No.: 50302256

Sample: Field Blank 2 **Lab ID: 50302256005** Collected: 11/08/21 11:50 Received: 11/08/21 14:00 Matrix: Water

Parameters	Results	Units	Report Limit	DF	Prepared	Analyzed	CAS No.	Qual
9056 IC Anions	Analytical Method: EPA 9056							
	Pace Analytical Services - Indianapolis							
Chloride	ND	mg/L	0.25	1		11/12/21 13:13	16887-00-6	
Fluoride	ND	mg/L	0.10	1		11/12/21 13:13	16984-48-8	
Sulfate	ND	mg/L	0.25	1		11/12/21 13:13	14808-79-8	
6010 MET ICP	Analytical Method: EPA 6010 Preparation Method: EPA 3010							
	Pace Analytical Services - Indianapolis							
Aluminum	ND	ug/L	200	1	11/16/21 06:55	11/18/21 15:47	7429-90-5	
Barium	ND	ug/L	10.0	1	11/16/21 06:55	11/18/21 15:47	7440-39-3	
Boron	ND	ug/L	100	1	11/16/21 06:55	11/18/21 16:12	7440-42-8	
Cadmium	ND	ug/L	2.0	1	11/16/21 06:55	11/18/21 15:47	7440-43-9	
Calcium	ND	ug/L	1000	1	11/16/21 06:55	11/18/21 16:12	7440-70-2	
Chromium	ND	ug/L	10.0	1	11/16/21 06:55	11/18/21 15:47	7440-47-3	
Iron	ND	ug/L	100	1	11/16/21 06:55	11/18/21 15:47	7439-89-6	
Lead	ND	ug/L	10.0	1	11/16/21 06:55	11/18/21 15:47	7439-92-1	
Lithium	ND	ug/L	20.0	1	11/16/21 06:55	11/18/21 16:12	7439-93-2	
Magnesium	ND	ug/L	1000	1	11/16/21 06:55	11/18/21 15:47	7439-95-4	
Manganese	ND	ug/L	10.0	1	11/16/21 06:55	11/18/21 15:47	7439-96-5	
Molybdenum	ND	ug/L	10.0	1	11/16/21 06:55	11/18/21 15:47	7439-98-7	
Potassium	ND	ug/L	1000	1	11/16/21 06:55	11/19/21 08:11	7440-09-7	
Silica	ND	ug/L	450	1	11/16/21 06:55	11/18/21 15:47	7631-86-9	N2
Sodium	ND	ug/L	1000	1	11/16/21 06:55	11/19/21 08:11	7440-23-5	
6020 MET ICPMS	Analytical Method: EPA 6020 Preparation Method: EPA 200.2							
	Pace Analytical Services - Indianapolis							
Antimony	ND	ug/L	1.0	1	11/10/21 08:38	11/12/21 06:57	7440-36-0	
Arsenic	ND	ug/L	1.0	1	11/10/21 08:38	11/12/21 06:57	7440-38-2	
Cobalt	ND	ug/L	1.0	1	11/10/21 08:38	11/12/21 06:57	7440-48-4	
Selenium	ND	ug/L	1.0	1	11/10/21 08:38	11/12/21 06:57	7782-49-2	
2320B Alkalinity	Analytical Method: SM 2320B							
	Pace Analytical Services - Indianapolis							
Alkalinity, Total as CaCO3	**2.2**	mg/L	2.0	1		11/11/21 14:08		
Alkalinity,Bicarbonate (CaCO3)	**2.2**	mg/L	2.0	1		11/11/21 14:08		
Alkalinity,Carbonate (CaCO3)	ND	mg/L	2.0	1		11/11/21 14:08		
2540C Total Dissolved Solids	Analytical Method: SM 2540C							
	Pace Analytical Services - Indianapolis							
Total Dissolved Solids	ND	mg/L	10.0	1		11/10/21 09:20		PL
4500H+ pH, Electrometric	Analytical Method: SM 4500-H+B							
	Pace Analytical Services - Indianapolis							
pH at 25 Degrees C	**7.4**	Std. Units	0.10	1		11/12/21 13:05		H3

REPORT OF LABORATORY ANALYSIS

This report shall not be reproduced, except in full,
without the written consent of Pace Analytical Services, LLC.

Pace Analytical Services, LLC
7726 Moller Road
Indianapolis, IN 46268
(317)228-3100

ANALYTICAL RESULTS

Project: Harding St Profile 1 Report 2
Pace Project No.: 50302256

Sample: Field Blank 2 **Lab ID: 50302256005** Collected: 11/08/21 11:50 Received: 11/08/21 14:00 Matrix: Water

Parameters	Results	Units	Report Limit	DF	Prepared	Analyzed	CAS No.	Qual
4500S2D Sulfide Water	Analytical Method: SM 4500-S2-D Pace Analytical Services - Indianapolis							
Sulfide	ND	mg/L	0.10	1		11/11/21 10:30	18496-25-8	
353.2 Nitrogen, NO2/NO3 unpres	Analytical Method: EPA 353.2 Pace Analytical Services - Indianapolis							
Nitrogen, Nitrate	ND	mg/L	0.10	1		11/08/21 18:00	14797-55-8	
Nitrogen, Nitrite	ND	mg/L	0.10	1		11/08/21 18:00	14797-65-0	
365.1 Total Phosphorus	Analytical Method: EPA 365.1 Preparation Method: EPA 365.1 Pace Analytical Services - Indianapolis							
Phosphate as P04	ND	mg/L	0.15	1	11/19/21 09:30	11/20/21 11:30		
5310C TOC	Analytical Method: SM 5310C Pace Analytical Services - Indianapolis							
Total Organic Carbon	ND	mg/L	1.0	1		11/19/21 00:54	7440-44-0	

This report shall not be reproduced, except in full,
without the written consent of Pace Analytical Services, LLC.

Pace Analytical Services, LLC
7726 Moller Road
Indianapolis, IN 46268
(317)228-3100

QUALITY CONTROL DATA

Project: Harding St Profile 1 Report 2
Pace Project No.: 50302256

QC Batch: 649633
QC Batch Method: EPA 9056
Analysis Method: EPA 9056
Analysis Description: 9056 IC Anions
Laboratory: Pace Analytical Services - Indianapolis
Associated Lab Samples: 50302256001, 50302256004, 50302256005

METHOD BLANK: 2993474 Matrix: Water
Associated Lab Samples: 50302256001, 50302256004, 50302256005

Parameter	Units	Blank Result	Reporting Limit	Analyzed	Qualifiers
Chloride	mg/L	ND	0.25	11/12/21 02:45	
Fluoride	mg/L	ND	0.10	11/12/21 02:45	
Sulfate	mg/L	ND	0.25	11/12/21 02:45	

LABORATORY CONTROL SAMPLE: 2993475

Parameter	Units	Spike Conc.	LCS Result	LCS % Rec	% Rec Limits	Qualifiers
Chloride	mg/L	1.2	1.2	95	80-120	
Fluoride	mg/L	0.5	0.47	94	80-120	
Sulfate	mg/L	2.5	2.3	92	80-120	

MATRIX SPIKE & MATRIX SPIKE DUPLICATE: 2993476 2993477

Parameter	Units	50302256001 Result	MS Spike Conc.	MSD Spike Conc.	MS Result	MSD Result	MS % Rec	MSD % Rec	% Rec Limits	RPD	Max RPD	Qual
Chloride	mg/L	164	125	125	289	287	100	98	80-120	1	15	
Fluoride	mg/L	0.15	0.5	0.5	0.58	0.58	87	87	80-120	1	15	
Sulfate	mg/L	1180	250	250	1400	1400	90	87	80-120	1	15	

Results presented on this page are in the units indicated by the "Units" column except where an alternate unit is presented to the right of the result.

REPORT OF LABORATORY ANALYSIS

This report shall not be reproduced, except in full,
without the written consent of Pace Analytical Services, LLC.

Pace Analytical Services, LLC
7726 Moller Road
Indianapolis, IN 46268
(317)228-3100

QUALITY CONTROL DATA

Project: Harding St Profile 1 Report 2
Pace Project No.: 50302256

QC Batch: 649725
QC Batch Method: EPA 3010
Analysis Method: EPA 6010
Analysis Description: 6010 MET
Laboratory: Pace Analytical Services - Indianapolis
Associated Lab Samples: 50302256001, 50302256004, 50302256005

METHOD BLANK: 2994098 Matrix: Water
Associated Lab Samples: 50302256001, 50302256004, 50302256005

Parameter	Units	Blank Result	Reporting Limit	Analyzed	Qualifiers
Aluminum	ug/L	ND	200	11/18/21 14:25	
Barium	ug/L	ND	10.0	11/18/21 14:25	
Boron	ug/L	ND	100	11/18/21 14:25	
Cadmium	ug/L	ND	2.0	11/18/21 14:25	
Calcium	ug/L	ND	1000	11/18/21 14:25	
Chromium	ug/L	ND	10.0	11/18/21 14:25	
Iron	ug/L	ND	100	11/18/21 14:25	
Lead	ug/L	ND	10.0	11/18/21 14:25	
Lithium	ug/L	ND	20.0	11/18/21 15:54	
Magnesium	ug/L	ND	1000	11/18/21 14:25	
Manganese	ug/L	ND	10.0	11/18/21 14:25	
Molybdenum	ug/L	ND	10.0	11/18/21 14:25	
Potassium	ug/L	ND	1000	11/18/21 15:54	
Silica	ug/L	ND	450	11/18/21 14:25	N2
Silicon	ug/L	ND	200	11/18/21 14:25	
Sodium	ug/L	ND	1000	11/18/21 15:54	

LABORATORY CONTROL SAMPLE: 2994099

Parameter	Units	Spike Conc.	LCS Result	LCS % Rec	% Rec Limits	Qualifiers
Aluminum	ug/L	5000	4770	95	80-120	
Barium	ug/L	1000	994	99	80-120	
Boron	ug/L	1000	983	98	80-120	
Cadmium	ug/L	1000	932	93	80-120	
Calcium	ug/L	5000	4790	96	80-120	
Chromium	ug/L	1000	980	98	80-120	
Iron	ug/L	2500	2290	92	80-120	
Lead	ug/L	1000	918	92	80-120	
Lithium	ug/L	1000	951	95	80-120	
Magnesium	ug/L	5000	4610	92	80-120	
Manganese	ug/L	1000	933	93	80-120	
Molybdenum	ug/L	1000	969	97	80-120	
Potassium	ug/L	5000	4810	96	80-120	
Silica	ug/L	5350	5140	96		N2
Silicon	ug/L	2500	2400	96	80-120	
Sodium	ug/L	5000	4550	91	80-120	

Results presented on this page are in the units indicated by the "Units" column except where an alternate unit is presented to the right of the result.

REPORT OF LABORATORY ANALYSIS

This report shall not be reproduced, except in full,
without the written consent of Pace Analytical Services, LLC.

Pace Analytical Services, LLC
7726 Moller Road
Indianapolis, IN 46268
(317)228-3100

QUALITY CONTROL DATA

Project: Harding St Profile 1 Report 2
Pace Project No.: 50302256

MATRIX SPIKE & MATRIX SPIKE DUPLICATE: 2994100 2994101

Parameter	Units	50302256001 Result	MS Spike Conc.	MSD Spike Conc.	MS Result	MSD Result	MS % Rec	MSD % Rec	% Rec Limits	RPD	Max RPD	Qual
Aluminum	ug/L	ND	5000	5000	4860	4840	95	95	75-125	1	20	
Barium	ug/L	62.8	1000	1000	1060	1060	100	99	75-125	1	20	
Boron	ug/L	21300	1000	1000	22200	22300	85	97	75-125	1	20	
Cadmium	ug/L	ND	1000	1000	965	959	97	96	75-125	1	20	
Calcium	ug/L	310000	5000	5000	317000	314000	136	74	75-125	1	20	E,P6
Chromium	ug/L	ND	1000	1000	964	958	96	96	75-125	1	20	
Iron	ug/L	5030	2500	2500	7140	7100	84	83	75-125	0	20	
Lead	ug/L	ND	1000	1000	855	858	85	86	75-125	0	20	
Lithium	ug/L	66.2	1000	1000	1040	1050	97	98	75-125	1	20	
Magnesium	ug/L	60800	5000	5000	63800	63400	62	53	75-125	1	20	P6
Manganese	ug/L	461	1000	1000	1350	1350	89	89	75-125	0	20	
Molybdenum	ug/L	512	1000	1000	1470	1470	96	96	75-125	0	20	
Potassium	ug/L	14900	5000	5000	19800	19800	98	99	75-125	0	20	
Silica	ug/L	12900	5350	5350	16900	18200	74	98		7		N2
Silicon	ug/L	6040	2500	2500	7880	8490	74	98	75-125	7	20	M0
Sodium	ug/L	167000	5000	5000	174000	170000	126	62	75-125	2	20	P6

Results presented on this page are in the units indicated by the "Units" column except where an alternate unit is presented to the right of the result.

REPORT OF LABORATORY ANALYSIS

This report shall not be reproduced, except in full,
without the written consent of Pace Analytical Services, LLC.

Pace Analytical Services, LLC
7726 Moller Road
Indianapolis, IN 46268
(317)228-3100

QUALITY CONTROL DATA

Project: Harding St Profile 1 Report 2
Pace Project No.: 50302256

QC Batch: 649731
QC Batch Method: EPA 3010
Analysis Method: EPA 6010
Analysis Description: 6010 MET Dissolved
Laboratory: Pace Analytical Services - Indianapolis
Associated Lab Samples: 50302256001, 50302256004

METHOD BLANK: 2994134 Matrix: Water
Associated Lab Samples: 50302256001, 50302256004

Parameter	Units	Blank Result	Reporting Limit	Analyzed	Qualifiers
Manganese, Dissolved	ug/L	ND	10.0	11/18/21 12:51	
Molybdenum, Dissolved	ug/L	ND	10.0	11/18/21 12:51	

LABORATORY CONTROL SAMPLE: 2994135

Parameter	Units	Spike Conc.	LCS Result	LCS % Rec	% Rec Limits	Qualifiers
Manganese, Dissolved	ug/L	1000	932	93	80-120	
Molybdenum, Dissolved	ug/L	1000	979	98	80-120	

MATRIX SPIKE & MATRIX SPIKE DUPLICATE: 2994136 2994137

Parameter	Units	50302256001 Result	MS Spike Conc.	MSD Spike Conc.	MS Result	MSD Result	MS % Rec	MSD % Rec	% Rec Limits	RPD	Max RPD	Qual
Manganese, Dissolved	ug/L	446	1000	1000	1360	1370	91	92	75-125	1	20	
Molybdenum, Dissolved	ug/L	505	1000	1000	1470	1480	97	97	75-125	0	20	

Results presented on this page are in the units indicated by the "Units" column except where an alternate unit is presented to the right of the result.

REPORT OF LABORATORY ANALYSIS

This report shall not be reproduced, except in full,
without the written consent of Pace Analytical Services, LLC.

Pace Analytical Services, LLC
7726 Moller Road
Indianapolis, IN 46268
(317)228-3100

QUALITY CONTROL DATA

Project: Harding St Profile 1 Report 2
Pace Project No.: 50302256

QC Batch: 649456
QC Batch Method: EPA 200.2
Analysis Method: EPA 6020
Analysis Description: 6020 MET
Laboratory: Pace Analytical Services - Indianapolis
Associated Lab Samples: 50302256001, 50302256004, 50302256005

METHOD BLANK: 2992580 Matrix: Water
Associated Lab Samples: 50302256001, 50302256004, 50302256005

Parameter	Units	Blank Result	Reporting Limit	Analyzed	Qualifiers
Antimony	ug/L	ND	1.0	11/12/21 06:19	
Arsenic	ug/L	ND	1.0	11/12/21 06:19	
Cobalt	ug/L	ND	1.0	11/12/21 06:19	
Selenium	ug/L	ND	1.0	11/12/21 06:19	

LABORATORY CONTROL SAMPLE: 2992581

Parameter	Units	Spike Conc.	LCS Result	LCS % Rec	% Rec Limits	Qualifiers
Antimony	ug/L	40	40.4	101	80-120	
Arsenic	ug/L	40	36.4	91	80-120	
Cobalt	ug/L	40	38.9	97	80-120	
Selenium	ug/L	40	38.6	96	80-120	

MATRIX SPIKE & MATRIX SPIKE DUPLICATE: 2992582 2992583

Parameter	Units	50302256001 Result	MS Spike Conc.	MSD Spike Conc.	MS Result	MSD Result	MS % Rec	MSD % Rec	% Rec Limits	RPD	Max RPD	Qual
Antimony	ug/L	ND	40	40	40.7	40.0	101	100	75-125	2	20	
Arsenic	ug/L	50.0	40	40	87.9	86.8	95	92	75-125	1	20	
Cobalt	ug/L	ND	40	40	36.3	36.2	90	89	75-125	0	20	
Selenium	ug/L	ND	40	40	38.8	38.6	96	96	75-125	0	20	

Results presented on this page are in the units indicated by the "Units" column except where an alternate unit is presented to the right of the result.

REPORT OF LABORATORY ANALYSIS

This report shall not be reproduced, except in full,
without the written consent of Pace Analytical Services, LLC.

Pace Analytical Services, LLC
7726 Moller Road
Indianapolis, IN 46268
(317)228-3100

QUALITY CONTROL DATA

Project: Harding St Profile 1 Report 2
Pace Project No.: 50302256

QC Batch: 649826 | Analysis Method: SM 2320B
QC Batch Method: SM 2320B | Analysis Description: 2320B Alkalinity
Laboratory: Pace Analytical Services - Indianapolis
Associated Lab Samples: 50302256001, 50302256004, 50302256005

METHOD BLANK: 2994528 Matrix: Water
Associated Lab Samples: 50302256001, 50302256004, 50302256005

Parameter	Units	Blank Result	Reporting Limit	Analyzed	Qualifiers
Alkalinity, Total as CaCO3	mg/L	ND	2.0	11/11/21 14:08	
Alkalinity,Bicarbonate (CaCO3)	mg/L	ND	2.0	11/11/21 14:08	
Alkalinity,Carbonate (CaCO3)	mg/L	ND	2.0	11/11/21 14:08	

LABORATORY CONTROL SAMPLE: 2994529

Parameter	Units	Spike Conc.	LCS Result	LCS % Rec	% Rec Limits	Qualifiers
Alkalinity, Total as CaCO3	mg/L	50	47.9	96	90-110	

SAMPLE DUPLICATE: 2994530

Parameter	Units	50302108006 Result	Dup Result	RPD	Max RPD	Qualifiers
Alkalinity, Total as CaCO3	mg/L	676	691	2	20	
Alkalinity,Bicarbonate (CaCO3)	mg/L	676	691	2	20	
Alkalinity,Carbonate (CaCO3)	mg/L	ND	ND		20	

SAMPLE DUPLICATE: 2994531

Parameter	Units	50302256001 Result	Dup Result	RPD	Max RPD	Qualifiers
Alkalinity, Total as CaCO3	mg/L	96.4	102	5	20	
Alkalinity,Bicarbonate (CaCO3)	mg/L	96.4	102	5	20	
Alkalinity,Carbonate (CaCO3)	mg/L	ND	ND		20	

Results presented on this page are in the units indicated by the "Units" column except where an alternate unit is presented to the right of the result.

REPORT OF LABORATORY ANALYSIS

This report shall not be reproduced, except in full,
without the written consent of Pace Analytical Services, LLC.

Pace Analytical Services, LLC
7726 Moller Road
Indianapolis, IN 46268
(317)228-3100

QUALITY CONTROL DATA

Project: Harding St Profile 1 Report 2
Pace Project No.: 50302256

QC Batch: 649495 | Analysis Method: SM 2540C
QC Batch Method: SM 2540C | Analysis Description: 2540C Total Dissolved Solids
Laboratory: Pace Analytical Services - Indianapolis
Associated Lab Samples: 50302256001, 50302256004, 50302256005

METHOD BLANK: 2992762 Matrix: Water
Associated Lab Samples: 50302256001, 50302256004, 50302256005

Parameter	Units	Blank Result	Reporting Limit	Analyzed	Qualifiers
Total Dissolved Solids	mg/L	ND	10.0	11/10/21 09:16	

LABORATORY CONTROL SAMPLE: 2992763

Parameter	Units	Spike Conc.	LCS Result	LCS % Rec	% Rec Limits	Qualifiers
Total Dissolved Solids	mg/L	300	292	97	80-120	

SAMPLE DUPLICATE: 2992764

Parameter	Units	50302187003 Result	Dup Result	RPD	Max RPD	Qualifiers
Total Dissolved Solids	mg/L	209	196	6	10	

SAMPLE DUPLICATE: 2992765

Parameter	Units	50302256001 Result	Dup Result	RPD	Max RPD	Qualifiers
Total Dissolved Solids	mg/L	1990	1910	4	10	

Results presented on this page are in the units indicated by the "Units" column except where an alternate unit is presented to the right of the result.

REPORT OF LABORATORY ANALYSIS

This report shall not be reproduced, except in full,
without the written consent of Pace Analytical Services, LLC.

Pace Analytical Services, LLC
7726 Moller Road
Indianapolis, IN 46268
(317)228-3100

QUALITY CONTROL DATA

Project: Harding St Profile 1 Report 2
Pace Project No.: 50302256

QC Batch: 650034
QC Batch Method: SM 4500-H+B
Analysis Method: SM 4500-H+B
Analysis Description: 4500H+B pH
Laboratory: Pace Analytical Services - Indianapolis
Associated Lab Samples: 50302256001, 50302256004, 50302256005

SAMPLE DUPLICATE: 2995987

Parameter	Units	50302450001 Result	Dup Result	RPD	Max RPD	Qualifiers
pH at 25 Degrees C	Std. Units	7.9	7.9	1	2	H3

SAMPLE DUPLICATE: 2995988

Parameter	Units	50302256001 Result	Dup Result	RPD	Max RPD	Qualifiers
pH at 25 Degrees C	Std. Units	7.5	7.5	0	2	H3

Results presented on this page are in the units indicated by the "Units" column except where an alternate unit is presented to the right of the result.

REPORT OF LABORATORY ANALYSIS

This report shall not be reproduced, except in full,
without the written consent of Pace Analytical Services, LLC.

Pace Analytical Services, LLC
7726 Moller Road
Indianapolis, IN 46268
(317)228-3100

QUALITY CONTROL DATA

Project: Harding St Profile 1 Report 2
Pace Project No.: 50302256

QC Batch: 649783
QC Batch Method: SM 4500-S2-D
Analysis Method: SM 4500-S2-D
Analysis Description: 4500S2D Sulfide Water
Laboratory: Pace Analytical Services - Indianapolis
Associated Lab Samples: 50302256001, 50302256004, 50302256005

METHOD BLANK: 2994347 Matrix: Water
Associated Lab Samples: 50302256001, 50302256004, 50302256005

Parameter	Units	Blank Result	Reporting Limit	Analyzed	Qualifiers
Sulfide	mg/L	ND	0.10	11/11/21 10:30	

LABORATORY CONTROL SAMPLE: 2994348

Parameter	Units	Spike Conc.	LCS Result	LCS % Rec	% Rec Limits	Qualifiers
Sulfide	mg/L	0.5	0.52	104	90-110	

MATRIX SPIKE & MATRIX SPIKE DUPLICATE: 2994349 2994350

Parameter	Units	50302256001 Result	MS Spike Conc.	MSD Spike Conc.	MS Result	MSD Result	MS % Rec	MSD % Rec	% Rec Limits	RPD	Max RPD	Qual
Sulfide	mg/L	ND	0.5	0.5	0.43	0.42	81	79	90-110	1	20	M3

MATRIX SPIKE SAMPLE: 2994351

Parameter	Units	50302275001 Result	Spike Conc.	MS Result	MS % Rec	% Rec Limits	Qualifiers
Sulfide	mg/L	ND	0.5	0.50	100	90-110	

Results presented on this page are in the units indicated by the "Units" column except where an alternate unit is presented to the right of the result.

REPORT OF LABORATORY ANALYSIS

This report shall not be reproduced, except in full,
without the written consent of Pace Analytical Services, LLC.

Pace Analytical Services, LLC
7726 Moller Road
Indianapolis, IN 46268
(317)228-3100

QUALITY CONTROL DATA

Project: Harding St Profile 1 Report 2
Pace Project No.: 50302256

QC Batch: 649158
QC Batch Method: EPA 353.2
Analysis Method: EPA 353.2
Analysis Description: 353.2 Nitrate + Nitrite, Unpres.
Laboratory: Pace Analytical Services - Indianapolis
Associated Lab Samples: 50302256001, 50302256004, 50302256005

METHOD BLANK: 2991311 Matrix: Water
Associated Lab Samples: 50302256001, 50302256004, 50302256005

Parameter	Units	Blank Result	Reporting Limit	Analyzed	Qualifiers
Nitrogen, Nitrate	mg/L	ND	0.10	11/08/21 17:29	
Nitrogen, Nitrite	mg/L	ND	0.10	11/08/21 17:29	

LABORATORY CONTROL SAMPLE: 2991312

Parameter	Units	Spike Conc.	LCS Result	LCS % Rec	% Rec Limits	Qualifiers
Nitrogen, Nitrate	mg/L	1	1.0	100	90-110	
Nitrogen, Nitrite	mg/L	1	1.1	110	90-110	

MATRIX SPIKE SAMPLE: 2991313

Parameter	Units	50302232005 Result	Spike Conc.	MS Result	MS % Rec	% Rec Limits	Qualifiers
Nitrogen, Nitrate	mg/L	ND	1	1.0	95	90-110	
Nitrogen, Nitrite	mg/L	ND	1	1.1	106	90-110	

MATRIX SPIKE SAMPLE: 2991314

Parameter	Units	50302256001 Result	Spike Conc.	MS Result	MS % Rec	% Rec Limits	Qualifiers
Nitrogen, Nitrate	mg/L	ND	1	1.0	94	90-110	
Nitrogen, Nitrite	mg/L	ND	1	1.1	107	90-110	

Results presented on this page are in the units indicated by the "Units" column except where an alternate unit is presented to the right of the result.

REPORT OF LABORATORY ANALYSIS

This report shall not be reproduced, except in full,
without the written consent of Pace Analytical Services, LLC.

Pace Analytical Services, LLC
7726 Moller Road
Indianapolis, IN 46268
(317)228-3100

QUALITY CONTROL DATA

Project: Harding St Profile 1 Report 2
Pace Project No.: 50302256

QC Batch: 651470 | Analysis Method: EPA 365.1
QC Batch Method: EPA 365.1 | Analysis Description: 365.1 Total Phosphorus
Laboratory: Pace Analytical Services - Indianapolis
Associated Lab Samples: 50302256001, 50302256004, 50302256005

METHOD BLANK: 3002746 Matrix: Water
Associated Lab Samples: 50302256001, 50302256004, 50302256005

Parameter	Units	Blank Result	Reporting Limit	Analyzed	Qualifiers
Phosphate as P04	mg/L	ND	0.15	11/20/21 11:19	

LABORATORY CONTROL SAMPLE: 3002747

Parameter	Units	Spike Conc.	LCS Result	LCS % Rec	% Rec Limits	Qualifiers
Phosphate as P04	mg/L		1.5			

MATRIX SPIKE SAMPLE: 3002748

Parameter	Units	50302232002 Result	Spike Conc.	MS Result	MS % Rec	% Rec Limits	Qualifiers
Phosphate as P04	mg/L	ND		1.5			

MATRIX SPIKE & MATRIX SPIKE DUPLICATE: 3002749 3002750

Parameter	Units	50302256001 Result	MS Spike Conc.	MSD Spike Conc.	MS Result	MSD Result	MS % Rec	MSD % Rec	% Rec Limits	RPD	Max RPD	Qual
Phosphate as P04	mg/L	0.64			2.3	2.2				2		

Results presented on this page are in the units indicated by the "Units" column except where an alternate unit is presented to the right of the result.

REPORT OF LABORATORY ANALYSIS

This report shall not be reproduced, except in full,
without the written consent of Pace Analytical Services, LLC.

Pace Analytical Services, LLC
7726 Moller Road
Indianapolis, IN 46268
(317)228-3100

QUALITY CONTROL DATA

Project: Harding St Profile 1 Report 2
Pace Project No.: 50302256

QC Batch: 651378
QC Batch Method: SM 5310C
Analysis Method: SM 5310C
Analysis Description: 5310C Total Organic Carbon
Laboratory: Pace Analytical Services - Indianapolis
Associated Lab Samples: 50302256001, 50302256004, 50302256005

METHOD BLANK: 3002344 Matrix: Water
Associated Lab Samples: 50302256001, 50302256004, 50302256005

Parameter	Units	Blank Result	Reporting Limit	Analyzed	Qualifiers
Total Organic Carbon	mg/L	ND	1.0	11/18/21 20:17	

LABORATORY CONTROL SAMPLE: 3002345

Parameter	Units	Spike Conc.	LCS Result	LCS % Rec	% Rec Limits	Qualifiers
Total Organic Carbon	mg/L	10	9.8	98	90-110	

MATRIX SPIKE & MATRIX SPIKE DUPLICATE: 3002346 3002347

Parameter	Units	50302256001 Result	MS Spike Conc.	MSD Spike Conc.	MS Result	MSD Result	MS % Rec	MSD % Rec	% Rec Limits	RPD	Max RPD	Qual
Total Organic Carbon	mg/L	1.8	10	10	11.6	11.6	98	98	80-120	0	20	

MATRIX SPIKE & MATRIX SPIKE DUPLICATE: 3002350 3002351

Parameter	Units	50302278003 Result	MS Spike Conc.	MSD Spike Conc.	MS Result	MSD Result	MS % Rec	MSD % Rec	% Rec Limits	RPD	Max RPD	Qual
Total Organic Carbon	mg/L	13.3	10	10	22.7	22.9	94	95	80-120	1	20	

Results presented on this page are in the units indicated by the "Units" column except where an alternate unit is presented to the right of the result.

REPORT OF LABORATORY ANALYSIS

This report shall not be reproduced, except in full,
without the written consent of Pace Analytical Services, LLC.

Pace Analytical Services, LLC
7726 Moller Road
Indianapolis, IN 46268
(317)228-3100

QUALITY CONTROL DATA

Project: Harding St Profile 1 Report 2
Pace Project No.: 50302256

QC Batch: 651634
QC Batch Method: SM 5310C
Analysis Method: SM 5310C
Analysis Description: 5310C Dissolved Organic Carbon
Laboratory: Pace Analytical Services - Indianapolis
Associated Lab Samples: 50302256001, 50302256004

METHOD BLANK: 3003579 Matrix: Water
Associated Lab Samples: 50302256001, 50302256004

Parameter	Units	Blank Result	Reporting Limit	Analyzed	Qualifiers
Dissolved Organic Carbon	mg/L	ND	1.0	11/19/21 18:02	

LABORATORY CONTROL SAMPLE: 3003580

Parameter	Units	Spike Conc.	LCS Result	LCS % Rec	% Rec Limits	Qualifiers
Dissolved Organic Carbon	mg/L	10	10.6	106	90-110	

MATRIX SPIKE & MATRIX SPIKE DUPLICATE: 3003581 3003582

Parameter	Units	50302187003 Result	MS Spike Conc.	MSD Spike Conc.	MS Result	MSD Result	MS % Rec	MSD % Rec	% Rec Limits	RPD	Max RPD	Qual
Dissolved Organic Carbon	mg/L	3.1	10	10	14.4	14.3	113	112	80-120	1	20	

MATRIX SPIKE & MATRIX SPIKE DUPLICATE: 3003583 3003584

Parameter	Units	50302256001 Result	MS Spike Conc.	MSD Spike Conc.	MS Result	MSD Result	MS % Rec	MSD % Rec	% Rec Limits	RPD	Max RPD	Qual
Dissolved Organic Carbon	mg/L	2.1	10	10	12.8	13.2	107	111	80-120	3	20	

Results presented on this page are in the units indicated by the "Units" column except where an alternate unit is presented to the right of the result.

REPORT OF LABORATORY ANALYSIS

This report shall not be reproduced, except in full,
without the written consent of Pace Analytical Services, LLC.

Pace Analytical Services, LLC
7726 Moller Road
Indianapolis, IN 46268
(317)228-3100

ANALYTICAL RESULTS - RADIOCHEMISTRY

Project: Harding St Profile 1 Report 2
Pace Project No.: 50302256

Sample: MW-102D **Lab ID: 50302256001** Collected: 11/08/21 12:40 Received: 11/08/21 14:00 Matrix: Water
PWS: Site ID: Sample Type:

Parameters	Method	Act ± Unc (MDC) Carr Trac	Units	Analyzed	CAS No.	Qual
	Pace Analytical Services - Greensburg					
Radium-226	EPA 903.1	**0.439 ± 0.364 (0.473) C:NA T:94%**	pCi/L	12/10/21 14:13	13982-63-3	
	Pace Analytical Services - Greensburg					
Radium-228	EPA 904.0	**0.529 ± 0.640 (1.36) C:73% T:84%**	pCi/L	12/09/21 18:33	15262-20-1	
	Pace Analytical Services - Greensburg					
Total Radium	Total Radium Calculation	**0.968 ± 1.00 (1.83)**	pCi/L	12/13/21 16:24	7440-14-4	

This report shall not be reproduced, except in full,
without the written consent of Pace Analytical Services, LLC.

Pace Analytical Services, LLC
7726 Moller Road
Indianapolis, IN 46268
(317)228-3100

ANALYTICAL RESULTS - RADIOCHEMISTRY

Project: Harding St Profile 1 Report 2
Pace Project No.: 50302256

Sample: MW-102D MS **Lab ID: 50302256002** Collected: 11/08/21 12:40 Received: 11/08/21 14:00 Matrix: Water
PWS: Site ID: Sample Type:

Parameters	Method	Act ± Unc (MDC) Carr Trac	Units	Analyzed	CAS No.	Qual
	Pace Analytical Services - Greensburg					
Radium-226	EPA 903.1	**76.80 %REC ± NA (NA) C:NA T:NA%**	pCi/L	12/10/21 14:13	13982-63-3	
	Pace Analytical Services - Greensburg					
Radium-228	EPA 904.0	**83.13 %REC ± NA (NA) C:NA T:NA**	pCi/L	12/09/21 18:37	15262-20-1	

This report shall not be reproduced, except in full,
without the written consent of Pace Analytical Services, LLC.

Pace Analytical Services, LLC
7726 Moller Road
Indianapolis, IN 46268
(317)228-3100

ANALYTICAL RESULTS - RADIOCHEMISTRY

Project: Harding St Profile 1 Report 2
Pace Project No.: 50302256

Sample: MW-102D MSD **Lab ID: 50302256003** Collected: 11/08/21 12:40 Received: 11/08/21 14:00 Matrix: Water
PWS: Site ID: Sample Type:

Parameters	Method	Act ± Unc (MDC) Carr Trac	Units	Analyzed	CAS No.	Qual
	Pace Analytical Services - Greensburg					
Radium-226	EPA 903.1	**93.21 %REC 19.31 RPD ± NA (NA) C:NA T:NA%**	pCi/L	12/10/21 14:13	13982-63-3	
	Pace Analytical Services - Greensburg					
Radium-228	EPA 904.0	**93.38 %REC 11.62 RPD ± NA (NA) C:NA T:NA**	pCi/L	12/09/21 18:38	15262-20-1	

This report shall not be reproduced, except in full,
without the written consent of Pace Analytical Services, LLC.

Pace Analytical Services, LLC
7726 Moller Road
Indianapolis, IN 46268
(317)228-3100

ANALYTICAL RESULTS - RADIOCHEMISTRY

Project: Harding St Profile 1 Report 2
Pace Project No.: 50302256

Sample: MW-107S **Lab ID: 50302256004** Collected: 11/08/21 12:25 Received: 11/08/21 14:00 Matrix: Water
PWS: Site ID: Sample Type:

Parameters	Method	Act ± Unc (MDC) Carr Trac	Units	Analyzed	CAS No.	Qual
	Pace Analytical Services - Greensburg					
Radium-226	EPA 903.1	**0.526 ± 0.565 (0.824) C:NA T:94%**	pCi/L	12/10/21 14:13	13982-63-3	
	Pace Analytical Services - Greensburg					
Radium-228	EPA 904.0	**0.977 ± 0.725 (1.44) C:72% T:84%**	pCi/L	12/09/21 18:39	15262-20-1	
	Pace Analytical Services - Greensburg					
Total Radium	Total Radium Calculation	**1.50 ± 1.29 (2.26)**	pCi/L	12/13/21 16:24	7440-14-4	

This report shall not be reproduced, except in full,
without the written consent of Pace Analytical Services, LLC.

Pace Analytical Services, LLC
7726 Moller Road
Indianapolis, IN 46268
(317)228-3100

ANALYTICAL RESULTS - RADIOCHEMISTRY

Project: Harding St Profile 1 Report 2
Pace Project No.: 50302256

Sample: Field Blank 2 **Lab ID: 50302256005** Collected: 11/08/21 11:50 Received: 11/08/21 14:00 Matrix: Water
PWS: Site ID: Sample Type:

Parameters	Method	Act ± Unc (MDC) Carr Trac	Units	Analyzed	CAS No.	Qual
	Pace Analytical Services - Greensburg					
Radium-226	EPA 903.1	**0.136 ± 0.279 (0.458) C:NA T:96%**	pCi/L	12/10/21 14:13	13982-63-3	
	Pace Analytical Services - Greensburg					
Radium-228	EPA 904.0	**0.365 ± 0.589 (1.28) C:73% T:85%**	pCi/L	12/09/21 18:39	15262-20-1	
	Pace Analytical Services - Greensburg					
Total Radium	Total Radium Calculation	**0.501 ± 0.868 (1.74)**	pCi/L	12/13/21 16:24	7440-14-4	

This report shall not be reproduced, except in full,
without the written consent of Pace Analytical Services, LLC.

Pace Analytical Services, LLC
7726 Moller Road
Indianapolis, IN 46268
(317)228-3100

QUALITY CONTROL - RADIOCHEMISTRY

Project: Harding St Profile 1 Report 2
Pace Project No.: 50302256

QC Batch: 473887
QC Batch Method: EPA 904.0
Analysis Method: EPA 904.0
Analysis Description: 904.0 Radium 228
Laboratory: Pace Analytical Services - Greensburg
Associated Lab Samples: 50302256001, 50302256002, 50302256003, 50302256004, 50302256005

METHOD BLANK: 2289254 Matrix: Water
Associated Lab Samples: 50302256001, 50302256002, 50302256003, 50302256004, 50302256005

Parameter	Act ± Unc (MDC) Carr Trac	Units	Analyzed	Qualifiers
Radium-228	0.0179 ± 0.350 (0.813) C:65% T:87%	pCi/L	12/09/21 14:55	

Results presented on this page are in the units indicated by the "Units" column except where an alternate unit is presented to the right of the result.

REPORT OF LABORATORY ANALYSIS

This report shall not be reproduced, except in full,
without the written consent of Pace Analytical Services, LLC.

Pace Analytical Services, LLC
7726 Moller Road
Indianapolis, IN 46268
(317)228-3100

QUALITY CONTROL - RADIOCHEMISTRY

Project: Harding St Profile 1 Report 2
Pace Project No.: 50302256

QC Batch: 473886 Analysis Method: EPA 903.1
QC Batch Method: EPA 903.1 Analysis Description: 903.1 Radium-226
Laboratory: Pace Analytical Services - Greensburg
Associated Lab Samples: 50302256001, 50302256002, 50302256003, 50302256004, 50302256005

METHOD BLANK: 2289252 Matrix: Water
Associated Lab Samples: 50302256001, 50302256002, 50302256003, 50302256004, 50302256005

Parameter	Act ± Unc (MDC) Carr Trac	Units	Analyzed	Qualifiers
Radium-226	0.0660 ± 0.308 (0.553) C:NA T:89%	pCi/L	12/10/21 13:53	

Results presented on this page are in the units indicated by the "Units" column except where an alternate unit is presented to the right of the result.

REPORT OF LABORATORY ANALYSIS

This report shall not be reproduced, except in full,
without the written consent of Pace Analytical Services, LLC.

Pace Analytical Services, LLC
7726 Moller Road
Indianapolis, IN 46268
(317)228-3100

QUALIFIERS

Project: Harding St Profile 1 Report 2
Pace Project No.: 50302256

DEFINITIONS

DF - Dilution Factor, if reported, represents the factor applied to the reported data due to dilution of the sample aliquot.

ND - Not Detected at or above adjusted reporting limit.

TNTC - Too Numerous To Count

J - Estimated concentration above the adjusted method detection limit and below the adjusted reporting limit.

MDL - Adjusted Method Detection Limit.

PQL - Practical Quantitation Limit.

RL - Reporting Limit - The lowest concentration value that meets project requirements for quantitative data with known precision and bias for a specific analyte in a specific matrix.

S - Surrogate

1,2-Diphenylhydrazine decomposes to and cannot be separated from Azobenzene using Method 8270. The result for each analyte is a combined concentration.

Consistent with EPA guidelines, unrounded data are displayed and have been used to calculate % recovery and RPD values.

LCS(D) - Laboratory Control Sample (Duplicate)

MS(D) - Matrix Spike (Duplicate)

DUP - Sample Duplicate

RPD - Relative Percent Difference

NC - Not Calculable.

SG - Silica Gel - Clean-Up

U - Indicates the compound was analyzed for, but not detected.

N-Nitrosodiphenylamine decomposes and cannot be separated from Diphenylamine using Method 8270. The result reported for each analyte is a combined concentration.

Reported results are not rounded until the final step prior to reporting. Therefore, calculated parameters that are typically reported as "Total" may vary slightly from the sum of the reported component parameters.

Act - Activity

Unc - Uncertainty: SDWA = 1.96 sigma count uncertainty, all other matrices = Expanded Uncertainty (95% confidence interval). Gamma Spec = Expanded Uncertainty (95.4% Confidence Interval)

(MDC) - Minimum Detectable Concentration

Trac - Tracer Recovery (%)

Carr - Carrier Recovery (%)

Pace Analytical is TNI accredited. Contact your Pace PM for the current list of accredited analytes.

TNI - The NELAC Institute.

ANALYTE QUALIFIERS

E	Analyte concentration exceeded the calibration range. The reported result is estimated.
H3	Sample was received or analysis requested beyond the recognized method holding time.
M0	Matrix spike recovery and/or matrix spike duplicate recovery was outside laboratory control limits.
M3	Matrix spike recovery was outside laboratory control limits due to matrix interferences.
N2	The lab does not hold NELAC/TNI accreditation for this parameter but other accreditations/certifications may apply. A complete list of accreditations/certifications is available upon request.
P6	Matrix spike recovery was outside laboratory control limits due to a parent sample concentration notably higher than the spike level.
PL	The minimum mass of dried residue of 2.5 mg could not be obtained using the routine sample volume of 100 mL.

This report shall not be reproduced, except in full,
without the written consent of Pace Analytical Services, LLC.

Pace Analytical Services, LLC
7726 Moller Road
Indianapolis, IN 46268
(317)228-3100

QUALITY CONTROL DATA CROSS REFERENCE TABLE

Project: Harding St Profile 1 Report 2
Pace Project No.: 50302256

Lab ID	Sample ID	QC Batch Method	QC Batch	Analytical Method	Analytical Batch
50302256001	**MW-102D**	EPA 9056	649633		
50302256004	**MW-107S**	EPA 9056	649633		
50302256005	**Field Blank 2**	EPA 9056	649633		
50302256001	**MW-102D**	EPA 3010	649725	EPA 6010	651227
50302256004	**MW-107S**	EPA 3010	649725	EPA 6010	651227
50302256005	**Field Blank 2**	EPA 3010	649725	EPA 6010	651227
50302256001	**MW-102D**	EPA 3010	649731	EPA 6010	651222
50302256004	**MW-107S**	EPA 3010	649731	EPA 6010	651222
50302256001	**MW-102D**	EPA 200.2	649456	EPA 6020	649629
50302256004	**MW-107S**	EPA 200.2	649456	EPA 6020	649629
50302256005	**Field Blank 2**	EPA 200.2	649456	EPA 6020	649629
50302256001	**MW-102D**	EPA 903.1	473886		
50302256002	**MW-102D MS**	EPA 903.1	473886		
50302256003	**MW-102D MSD**	EPA 903.1	473886		
50302256004	**MW-107S**	EPA 903.1	473886		
50302256005	**Field Blank 2**	EPA 903.1	473886		
50302256001	**MW-102D**	EPA 904.0	473887		
50302256002	**MW-102D MS**	EPA 904.0	473887		
50302256003	**MW-102D MSD**	EPA 904.0	473887		
50302256004	**MW-107S**	EPA 904.0	473887		
50302256005	**Field Blank 2**	EPA 904.0	473887		
50302256001	**MW-102D**	Total Radium Calculation	476118		
50302256004	**MW-107S**	Total Radium Calculation	476118		
50302256005	**Field Blank 2**	Total Radium Calculation	476118		
50302256001	**MW-102D**	SM 2320B	649826		
50302256004	**MW-107S**	SM 2320B	649826		
50302256005	**Field Blank 2**	SM 2320B	649826		
50302256001	**MW-102D**	SM 2540C	649495		
50302256004	**MW-107S**	SM 2540C	649495		
50302256005	**Field Blank 2**	SM 2540C	649495		
50302256001	**MW-102D**	SM 4500-H+B	650034		
50302256004	**MW-107S**	SM 4500-H+B	650034		
50302256005	**Field Blank 2**	SM 4500-H+B	650034		
50302256001	**MW-102D**	SM 4500-S2-D	649783		
50302256004	**MW-107S**	SM 4500-S2-D	649783		
50302256005	**Field Blank 2**	SM 4500-S2-D	649783		
50302256001	**MW-102D**	EPA 353.2	649158		
50302256004	**MW-107S**	EPA 353.2	649158		
50302256005	**Field Blank 2**	EPA 353.2	649158		
50302256001	**MW-102D**	EPA 365.1	651470	EPA 365.1	651748
50302256004	**MW-107S**	EPA 365.1	651470	EPA 365.1	651748
50302256005	**Field Blank 2**	EPA 365.1	651470	EPA 365.1	651748

REPORT OF LABORATORY ANALYSIS

This report shall not be reproduced, except in full,
without the written consent of Pace Analytical Services, LLC.

Pace Analytical Services, LLC
7726 Moller Road
Indianapolis, IN 46268
(317)228-3100

QUALITY CONTROL DATA CROSS REFERENCE TABLE

Project: Harding St Profile 1 Report 2
Pace Project No.: 50302256

Lab ID	Sample ID	QC Batch Method	QC Batch	Analytical Method	Analytical Batch
50302256001	**MW-102D**	SM 5310C	651378		
50302256004	**MW-107S**	SM 5310C	651378		
50302256005	**Field Blank 2**	SM 5310C	651378		
50302256001	**MW-102D**	SM 5310C	651634		
50302256004	**MW-107S**	SM 5310C	651634		

This report shall not be reproduced, except in full,
without the written consent of Pace Analytical Services, LLC.

WO# : 50302256

50302256

Pace Anal
WWW.PACELAB

CHAIN-OF-CUSTODY / Analytical Request Document

The Chain-of-Custody is a LEGAL DOCUMENT. All relevant fields must be completed accurately.

dgment and acceptance of the Pace Terms and Conditions found at https://info.pacelabs.com/hubfs/pas-standard-terms.pdf.

Section A
Required Client Informa...

Company:	ATC Group Services
Address:	7988 Centerpoint Drive
	Indianapolis, IN 46256
Email:	mark.breting@atcgs.com
Phone: NONE	Fax:
Requested Due Date:	

Required Project Information:

Report To:	Mark Breting
Copy To:	
Purchase Order #:	
Project Name:	Harding Street Profile 1 Report 2
Project #:	

Section C
Invoice Information:

Attention:	
Company Name:	
Address:	
Pace Quote:	
Pace Project Manager:	hayden.putt@pacelabs.com,
Pace Profile #:	6246 Line 30

Regulatory Agency

State / Location
IN

SAMPLE ID
One Character per box.
(A-Z, 0-9 / , -)
Sample Ids must be unique

MATRIX	CODE
Drinking Water	DW
Water	WT
Waste Water	WW
Product	P
Soil/Solid	SL
Oil	OL
Wipe	WP
Air	AR
Other	OT
Tissue	TS

ITEM #	SAMPLE ID	MATRIX CODE (see valid codes to left)	SAMPLE TYPE (G=GRAB C=COMP)	COLLECTED START DATE	COLLECTED START TIME	COLLECTED END DATE	COLLECTED END TIME	SAMPLE TEMP AT COLLECTION	# OF CONTAINERS	Preservatives: Unpreserved	H2SO4	HNO3	HCl	NaOH + ZnAcetate	Na2S2O3	Methanol	Other	Analyses Test Y/N	TDS/ NO3,NO2-Wet	(Cl, F, SO4) by IC	Metals, Total*	Metals Diss. Field Filtered**	Rad-228	Rad-226	Alkalinity, Ferrous Iron, pH	TOC by 5310C	DOC by 5310C	Sulfide	Phosphate	Residual Chlorine (Y/N)	
																		Y/N				Y				Y				
1	M-4	WT							11	3	3	4		1					X	X	X	X	X	X	X	X	X	X		
2	PZ-100S	WT							11	3	3	4		1					X	X	X	X	X	X	X	X	X	X		
3	PZ-100D	WT							11	3	3	4		1					X	X	X	X	X	X	X	X	X	X		
4	PZ-101S	WT							11	3	3	4		1					X	X	X	X	X	X	X	X	X	X		
5	PZ-101D	WT							11	3	3	4		1					X	X	X	X	X	X	X	X	X	X		
6	MW-102S	WT							11	3	3	4		1					X	X	X	X	X	X	X	X	X	X		
7	MW-102D	WT				11.8.21	1240		11	3	3	4		1					X	X	X	X	X	X	X	X	X	X		001,002,003
8	MW-103S	WT							11	3	3	4		1					X	X	X	X	X	X	X	X	X	X		
9	MW-103I	WT							11	3	3	4		1					X	X	X	X	X	X	X	X	X	X		
10	MW-103D	WT							11	3	3	4		1					X	X	X	X	X	X	X	X	X	X		
11	MW-104S	WT							11	3	3	4		1					X	X	X	X	X	X	X	X	X	X		
12	MW-104D	WT							11	3	3	4		1					X	X	X	X	X	X	X	X	X	X		

ADDITIONAL COMMENTS	RELINQUISHED BY / AFFILIATION	DATE	TIME	ACCEPTED BY / AFFILIATION	DATE	TIME	SAMPLE CONDITIONS			
* Metals: 6010 (Al, Ba, B, Cd, Cr, Fe, Pb, Mn, Mo, Ca, Mg, Na, K, Li, SiO2)		11.8.21	1400		11-8-21	1400	4.6	Y	N	Y
3020 (Co, As, Se, Sb)							0.2			
** Dissolved FF 6010 (Mo, Mn)										
Alkalinity = (Total , Bicarb & Carb)										

SAMPLER NAME AND SIGNATURE			
PRINT Name of SAMPLER:			
SIGNATURE of SAMPLER:	DATE Signed: 11.8.21		

TEMP in C	Received on Ice (Y/N)	Custody Sealed Cooler (Y/N)	Samples Intact (Y/N)

Pace Analytical
WWW.PACELABS.COM

CHAIN-OF-CUSTODY / Analytical Request Document

The Chain-of-Custody is a LEGAL DOCUMENT. All relevant fields must be completed accurately.

Submitting a sample via this chain of custody constitutes acknowledgment and acceptance of the Pace Terms and Conditions found at https://info.pacelabs.com/hubfs/pas-standard-terms.pdf.

Section A Required Client Information:		Section B Required Project Information:		Section C Invoice Information:	
Company:	ATC Group Services	Report To:	Mark Breting	Attention:	
Address:	7988 Centerpoint Drive	Copy To:		Company Name:	
Indianapolis, IN 46256				Address:	
Email:	mark.breting@atcgs.com	Purchase Order #:		Pace Quote:	
Phone:	NONE Fax:	Project Name:	Harding Street Profile 1 Report 2	Pace Project Manager:	hayden.putt@pacelabs.com,
Requested Due Date:		Project #:		Pace Profile #:	6246 Line 30

Regulatory Agency: —
State / Location: IN

SAMPLE ID
One Character per box.
(A-Z, 0-9 / , -)
Sample Ids must be unique

MATRIX	CODE
Drinking Water	DW
Water	WT
Waste Water	WW
Product	P
Soil/Solid	SL
Oil	OL
Wipe	WP
Air	AR
Other	OT
Tissue	TS

Requested Analysis Filtered (Y/N)

ITEM #	SAMPLE ID	MATRIX CODE (see valid codes to left)	SAMPLE TYPE (G=GRAB C=COMP)	COLLECTED START DATE	COLLECTED START TIME	COLLECTED END DATE	COLLECTED END TIME	SAMPLE TEMP AT COLLECTION	# OF CONTAINERS	Preservatives: Unpreserved	H2SO4	HNO3	HCl	NaOH + ZnAcetate	Na2S2O3	Methanol	Other	Analyses Test Y/N	TDS/ NO3,NO2-Wet	(Cl, F, SO4) by IC	Metals, Total*	Metals Diss. Field Filtered**	Rad-228	Rad-226	Alkalinity, Ferrous Iron, pH	TOC by 5310C	DOC by 5310C	Sulfide	Phosphate		Residual Chlorine (Y/N)	
																							Y					Y			
13	MW-105S	WT							11	3	3	4		1					X	X	X	X	X	X	X	X	X	X			
14	MW-105I	WT							11	3	3	4		1					X	X	X	X	X	X	X	X	X	X			
15	MW-105D	WT							11	3	3	4		1					X	X	X	X	X	X	X	X	X	X			
16	MW-106S	WT							11	3	3	4		1					X	X	X	X	X	X	X	X	X	X			
17	MW-106I	WT							11	3	3	4		1					X	X	X	X	X	X	X	X	X	X			
18	MW-106D	WT							11	3	3	4		1					X	X	X	X	X	X	X	X	X	X			
19	MW-107S	WT				11-8-21	1225		11	3	3	4		1					X	X	X	X	X	X	X	X	X	X			004
20	MW-107I	WT							11	3	3	4		1					X	X	X	X	X	X	X	X	X	X			
21	MW-107D	WT							11	3	3	4		1					X	X	X	X	X	X	X	X	X	X			
22	MW-108S	WT							11	3	3	4		1					X	X	X	X	X	X	X	X	X	X			
23	MW-108D	WT							11	3	3	4		1					X	X	X	X	X	X	X	X	X	X			
24	DUP 3	WT							11	3	3	4		1					X	X	X	X	X	X	X	X	X	X			

ADDITIONAL COMMENTS	RELINQUISHED BY / AFFILIATION	DATE	TIME	ACCEPTED BY / AFFILIATION	DATE	TIME	SAMPLE CONDITIONS			
* Metals: 6010 (Al, Ba, B, Cd, Cr, Fe, Pb, Mn, Mo, Ca, Mg, Na, K, Li, SiO2)	[signature] ATC	11-8-21	1400	[signature]	11-8-21	1400	4.6	Y	N	Y
6020 (Co, As, Se, Sb)							0.2			
** Dissolved FF 6010 (Mo, Mn)										
Alkalinity = (Total , Bicarb & Carb)										

SAMPLER NAME AND SIGNATURE

PRINT Name of SAMPLER: [signature]

SIGNATURE of SAMPLER: [signature] DATE Signed: 11-8-21

TEMP in C | Received on Ice (Y/N) | Custody Sealed Cooler (Y/N) | Samples Intact (Y/N)

CHAIN-OF-CUSTODY / Analytical Request Document

Pace Analytical® WWW.PACELABS.COM

The Chain-of-Custody is a LEGAL DOCUMENT. All relevant fields must be completed accurately.

Submitting a sample via this chain of custody constitutes acknowledgment and acceptance of the Pace Terms and Conditions found at https://info.pacelabs.com/hubfs/pas-standard-terms.pdf.

Section A Required Client Information:		Section B Required Project Information:	Section C Invoice Information:	
Company:	ATC Group Services	Report To: Mark Breting	Attention:	
Address:	7988 Centerpoint Drive	Copy To:	Company Name:	Regulatory Agency
Indianapolis, IN 46256			Address:	
Email:	mark.breting@atcgs.com	Purchase Order #:	Pace Quote:	
Phone: NONE	Fax:	Project Name: Harding Street Profile 1 Report 2	Pace Project Manager: hayden.putt@pacelabs.com,	State / Location
Requested Due Date:		Project #:	Pace Profile #: 6246 Line 30	IN

ITEM #	SAMPLE ID (One Character per box. (A-Z, 0-9 / , -) Sample Ids must be unique)	MATRIX CODE (see valid codes to left)	SAMPLE TYPE (G=GRAB C=COMP)	COLLECTED START DATE	COLLECTED START TIME	COLLECTED END DATE	COLLECTED END TIME	SAMPLE TEMP AT COLLECTION	# OF CONTAINERS	Preservatives: Unpreserved	H2SO4	HNO3	HCl	NaOH + ZnAcetate	Na2S2O3	Methanol	Other	Analyses Test Y/N	TDS/ NO3,NO2-Wet	(Cl, F, SO4) by IC	Metals, Total*	Metals Diss. Field Filtered**	Rad-228	Rad-226	Alkalinity, Ferrous Iron, pH	TOC by 5310C	DOC by 5310C	Sulfide	Phosphate		Residual Chlorine (Y/N)	
	Requested Analysis Filtered (Y/N)																					Y						Y				
25	DUP 4	WT							11	3	3	4		1					X	X	X	X	X	X	X	X	X	X			
26	Field Blank 2	WT				11.8.21	1150		9	3	2	3		1					X	X	X		X	X	X	X		X	X		005
27	MS3	WT							11	3	3	4		1					X	X	X	X	X	X	X	X	X	X	X		
28	MSD3	WT							11	3	3	4		1					X	X	X	X	X	X	X	X	X	X	X		
29	MS4	WT				11.8.21	1240		11	3	3	4		1					X	X	X	X	X	X	X	X	X	X	X		1020
30	MSD4	WT				11.8.21	1240		11	3	3	4		1					X	X	X	X	X	X	X	X	X	X	X		1020
31																															
32																															
33																															
34																															
35																															
36																															

ADDITIONAL COMMENTS	RELINQUISHED BY / AFFILIATION	DATE	TIME	ACCEPTED BY / AFFILIATION	DATE	TIME	SAMPLE CONDITIONS			
* Metals: 6010 (Al, Ba, B, Cd, Cr, Fe, Pb, Mn, Mo, Ca, Mg, Na, K, Li, SiO2)		11-8-21	1400		11-8-21	1400	4.6	Y	N	Y
6020 (Co, As, Se, Sb)							0.2			
** Dissolved FF 6010 (Mo, Mn)										
Alkalinity = (Total , Bicarb & Carb)										

SAMPLER NAME AND SIGNATURE			TEMP in C	Received on Ice (Y/N)	Custody Sealed Cooler (Y/N)	Samples Intact (Y/N)
PRINT Name of SAMPLER:						
SIGNATURE of SAMPLER:	DATE Signed: 11-8-21					

Pace Analytical®

SAMPLE CONDITION UPON RECEIPT FORM

Date/Time and Initials of person examining contents: WS 11-8-21 1410

1. **Courier:** ☐ FED EX ☐ UPS ☑ CLIENT ☐ PACE ☐ USPS ☐ OTHER _____

2. **Custody Seal on Cooler/Box Present:** ☐ Yes ☑ No

(If yes)Seals Intact: ☐ Yes ☐ No **(leave blank if no seals were present)**

3. **Thermometer:** 1 2 3 4 5 6 (A) B C D E F

4. **Cooler Temperature:** 4.0/4.0, 0.2/0.2
Temp should be above freezing to 6°C **(Initial/Corrected)**

5. **Packing Material:** ☐ Bubble Wrap ☑ Bubble Bags ☐ None ☐ Other _____

6. **Ice Type:** ☑ Wet ☐ Blue ☐ None

7. **If temp. is over 6°C or under 0°C, was the PM notified?:** ☐ Yes ☐ No

All discrepancies will be written out in the comments section below.

	Yes	No		Yes	No	N/A
USDA Regulated Soils? (HI, ID, NY, WA, OR,CA, NM, TX, OK, AR, LA, TN, AL, MS, NC, SC, GA, FL, or Puerto Rico)		✓	All containers needing acid/base pres. Have been CHECKED?: **exceptions: VOA, coliform, LLHg, O&G, and any container with a septum cap or preserved with HCl.** **Circle:** HNO3 (<2) H2SO4 (<2) NaOH (>10) NaOH/ZnAc (>9) Any non-conformance to pH recommendations will be noted on the container count form	✓		
Short Hold Time Analysis (48 hours or less)? **Analysis:** NO2/NO3	✓					
Time 5035A TC placed in Freezer or Short Holds To Lab	Time: 1435		Residual Chlorine Check (SVOC 625 Pest/PCB 608)	Present	Absent	N/A ✓
Rush TAT Requested (4 days or less):		✓	Residual Chlorine Check (Total/Amenable/Free Cyanide)			✓
Custody Signatures Present?	✓		Headspace Wisconsin Sulfide?			✓
Containers Intact?:	✓		Headspace in VOA Vials (>6mm): See Containter Count form for details	Present	Absent	No VOA Vials Sent ✓
Sample Label (IDs/Dates/Times) Match COC?: Except TCs, which only require sample ID	✓		Trip Blank Present?		✓	
Extra labels on Terracore Vials? (soils only)		✓	Trip Blank Custody Seals?:		✓	

COMMENTS:

COC PAGE 1 **of** 3

Sample Container Count

SBS
DI
MeOH (only)
BK
Kit

1/6 BPIN - pH 7
5/6 BPIN - ✓
** Place a RED dot on containers that are out of conformance **

COC Line Item	WGFU	R	DG9H VG9H	VOA VIAL HS (>6mm)	VG9U	DG9U	VG9T	AG0U	AG1H	AG1U	AG2U	AG3S	AG3SF	AG3C	BP1U	BP1N	BP2U	BP3U	BP3N	BP3F	BP3S	BP3B	BP3Z	CG3H	Syringe Kit			Matrix	HNO3/ H2SO4 pH <2	NaOH/ ZNAc pH >9	NaOH pH>10
1																															
2																															
3																															
4																															
5																															
6																															
7												3	3			6	3	6	3	3	3		3					WT	W		
8																															
9																															
10																															
11																															
12																															

Container Codes

Glass

DG9H	40mL HCl amber voa vial	BG1T	1L Na Thiosulfate clear glass	BP1B	1L NaOH plastic
DG9P	40mL TSP amber vial	BG1U	1L unpreserved glass	BP1N	1L HNO3 plastic
DG9S	40mL H2SO4 amber vial	BG3H	250mL HCl Clear Glass	BP1S	1L H2SO4 plastic
DG9T	40mL Na Thio amber vial	BG3U	250mL Unpres Clear Glass	BP1U	1L unpreserved plastic
DG9U	40mL unpreserved amber vial	AG0U	100mL unpres amber glass	BP1Z	1L NaOH, Zn, Ac
VG9H	40mL HCl clear vial	AG1H	1L HCl amber glass	BP2N	500mL HNO3 plastic
VG9T	40mL Na Thio. clear vial	AG1S	1L H2SO4 amber glass	BP2C	500mL NaOH plastic
VG9U	40mL unpreserved clear vial	AG1T	1L Na Thiosulfate amber glass	BP2S	500mL H2SO4 plastic
I	40mL w/hexane wipe vial	AG1U	1liter unpres amber glass	BP2U	500mL unpreserved plastic
WGKU	8oz unpreserved clear jar	AG2N	500mL HNO3 amber glass	BP2Z	500mL NaOH, Zn Ac
WGFU	4oz clear soil jar	AG2S	500mL H2SO4 amber glass	BP3B	250mL NaOH plastic
JGFU	4oz unpreserved amber wide	AG2U	500mL unpres amber glass	BP3N	250mL HNO3 plastic
CG3H	250mL clear glass HCl	AG3S	250mL H2SO4 amber glass	BP3F	250mL HNO3 plastic-field filtered
BG1H	1L HCl clear glass	AG3SF	250mL H2SO4 amb glass -field filtered	BP3U	250mL unpreserved plastic
BG1S	1L H2SO4 clear glass	AG3U	250mL unpres amber glass	BP3S	250mL H2SO4 plastic
GN	General	AG3C	250mL NaOH amber glass	BP3Z	250mL NaOH, ZnAc plastic

Plastic / Misc.

BP4U	125mL unpreserved plastic
BP4N	125mL HNO3 plastic
BP4S	125mL H2SO4 plastic

Syringe Kit	LL Cr+6 sampling kit

AF	Air Filter
C	Air Cassettes
R	Terracore kit
SP5T	120mL Coliform Na Thiosulfate
U	Summa Can
ZPLC	Ziploc Bag

WT		Water	
SL		Solid	
NAL	OL	Non-aqueous liquid	Oil
WP		Wipe	

COC PAGE 2 of 3

Sample Container Count

SBS
DI
MeOH (only)
BK
Kit

** Place a RED dot on containers that are out of conformance **

COC Line Item	WGFU	R	DG9H VG9H	VOA VIAL HS (>6mm)	VG9U	DG9U	VG9T	AG0U	AG1H	AG1U	AG2U	AG3S	AG3SF	AG3C	BP1U	BP1N	BP2U	BP3U	BP3N	BP3F	BP3S	BP3B	BP3Z	CG3H	Syringe Kit			Matrix	HNO3/ H2SO4 pH <2	NaOH/ ZNAc pH >9	NaOH pH>10
1																															
2																															
3																															
4																															
5																															
6																															
7												1	1			2	1	2	1	1	1		1					W	✓	✓	
8																															
9																															
10																															
11																															
12																															

Container Codes

Glass

DG9H	40mL HCl amber voa vial	BG1T	1L Na Thiosulfate clear glass	BP1B	1L NaOH plastic
DG9P	40mL TSP amber vial	BG1U	1L unpreserved glass	BP1N	1L HNO3 plastic
DG9S	40mL H2SO4 amber vial	BG3H	250mL HCl Clear Glass	BP1S	1L H2SO4 plastic
DG9T	40mL Na Thio amber vial	BG3U	250mL Unpres Clear Glass	BP1U	1L unpreserved plastic
DG9U	40mL unpreserved amber vial	AG0U	100mL unpres amber glass	BP1Z	1L NaOH, Zn, Ac
VG9H	40mL HCl clear vial	AG1H	1L HCl amber glass	BP2N	500mL HNO3 plastic
VG9T	40mL Na Thio. clear vial	AG1S	1L H2SO4 amber glass	BP2C	500mL NaOH plastic
VG9U	40mL unpreserved clear vial	AG1T	1L Na Thiosulfate amber glass	BP2S	500mL H2SO4 plastic
I	40mL w/hexane wipe vial	AG1U	1liter unpres amber glass	BP2U	500mL unpreserved plastic
WGKU	8oz unpreserved clear jar	AG2N	500mL HNO3 amber glass	BP2Z	500mL NaOH, Zn Ac
WGFU	4oz clear soil jar	AG2S	500mL H2SO4 amber glass	BP3B	250mL NaOH plastic
JGFU	4oz unpreserved amber wide	AG2U	500mL unpres amber glass	BP3N	250mL HNO3 plastic
CG3H	250mL clear glass HCl	AG3S	250mL H2SO4 amber glass	BP3F	250mL HNO3 plastic-field filtered
BG1H	1L HCl clear glass	AG3SF	250mL H2SO4 amb glass -field filtered	BP3U	250mL unpreserved plastic
BG1S	1L H2SO4 clear glass	AG3U	250mL unpres amber glass	BP3S	250mL H2SO4 plastic
GN	General	AG3C	250mL NaOH amber glass	BP3Z	250mL NaOH, ZnAc plastic

Plastic / Misc.

BP4U	125mL unpreserved plastic
BP4N	125mL HNO3 plastic
BP4S	125mL H2SO4 plastic

Syringe Kit	LL Cr+6 sampling kit

AF	Air Filter
C	Air Cassettes
R	Terracore kit
SP5T	120mL Coliform Na Thiosulfate
U	Summa Can
ZPLC	Ziploc Bag

WT		Water	
SL		Solid	
NAL	OL	Non-aqueous liquid	Oil
WP		Wipe	

COC PAGE 3 of 3

Sample Container Count

SBS
DI
MeOH (only)
BK
Kit

** Place a RED dot on containers that are out of conformance **

COC Line Item	WGFU	R	DG9H VG9H	VOA VIAL HS (>6mm)	VG9U	DG9U	VG9T	AG0U	AG1H	AG1U	AG2U	AG3S	AG3SF	AG3C	BP1U	BP1N	BP2U	BP3U	BP3N	BP3F	BP3S	BP3B	BP3Z	CG3H	Syringe Kit			Matrix	HNO3/ H2SO4 pH <2	NaOH/ ZNAc pH >9	NaOH pH>10
1																															
2												1	+ WS			2	1	2	1	+ WS	1		1					WT	✓	✓	
3																															
4																															
5																															
6																															
7																															
8																															
9																															
10																															
11																															
12																															

Container Codes

Glass

DG9H	40mL HCl amber voa vial	BG1T	1L Na Thiosulfate clear glass	BP1B	1L NaOH plastic
DG9P	40mL TSP amber vial	BG1U	1L unpreserved glass	BP1N	1L HNO3 plastic
DG9S	40mL H2SO4 amber vial	BG3H	250mL HCl Clear Glass	BP1S	1L H2SO4 plastic
DG9T	40mL Na Thio amber vial	BG3U	250mL Unpres Clear Glass	BP1U	1L unpreserved plastic
DG9U	40mL unpreserved amber vial	AG0U	100mL unpres amber glass	BP1Z	1L NaOH, Zn, Ac
VG9H	40mL HCl clear vial	AG1H	1L HCl amber glass	BP2N	500mL HNO3 plastic
VG9T	40mL Na Thio. clear vial	AG1S	1L H2SO4 amber glass	BP2C	500mL NaOH plastic
VG9U	40mL unpreserved clear vial	AG1T	1L Na Thiosulfate amber glass	BP2S	500mL H2SO4 plastic
I	40mL w/hexane wipe vial	AG1U	1liter unpres amber glass	BP2U	500mL unpreserved plastic
WGKU	8oz unpreserved clear jar	AG2N	500mL HNO3 amber glass	BP2Z	500mL NaOH, Zn Ac
WGFU	4oz clear soil jar	AG2S	500mL H2SO4 amber glass	BP3B	250mL NaOH plastic
JGFU	4oz unpreserved amber wide	AG2U	500mL unpres amber glass	BP3N	250mL HNO3 plastic
CG3H	250mL clear glass HCl	AG3S	250mL H2SO4 amber glass	BP3F	250mL HNO3 plastic-field filtered
BG1H	1L HCl clear glass	AG3SF	250mL H2SO4 amb glass -field filtered	BP3U	250mL unpreserved plastic
BG1S	1L H2SO4 clear glass	AG3U	250mL unpres amber glass	BP3S	250mL H2SO4 plastic
GN	General	AG3C	250mL NaOH amber glass	BP3Z	250mL NaOH, ZnAc plastic

Plastic / Misc.

BP4U	125mL unpreserved plastic
BP4N	125mL HNO3 plastic
BP4S	125mL H2SO4 plastic

Syringe Kit	LL Cr+6 sampling kit

AF	Air Filter
C	Air Cassettes
R	Terracore kit
SP5T	120mL Coliform Na Thiosulfate
U	Summa Can
ZPLC	Ziploc Bag

WT		Water	
SL		Solid	
NAL	OL	Non-aqueous liquid	Oil
WP		Wipe	

Pace Analytical Services, LLC
7726 Moller Road
Indianapolis, IN 46268
(317)228-3100

February 14, 2022

Mr. Mark Breting
ATC Group Services
7988 Centerpoint Drive
Suite 100
Indianapolis, IN 46256

RE: Project: Harding St Profile 1 Report 1
Pace Project No.: 50309026

Dear Mr. Breting:

Enclosed are the analytical results for sample(s) received by the laboratory on November 05, 2021. The results relate only to the samples included in this report. Results reported herein conform to the applicable TNI/NELAC Standards and the laboratory's Quality Manual, where applicable, unless otherwise noted in the body of the report.

The test results provided in this final report were generated by each of the following laboratories within the Pace Network:

- Pace Analytical Services - Indianapolis
- Pace Analytical Services - Greensburg

If you have any questions concerning this report, please feel free to contact me.

Sincerely,

Hayden Putt

Hayden Putt
hayden.putt@pacelabs.com
(317)228-3145
Project Manager

Enclosures

cc: Mr. Robert Miller, Haley & Aldrich

This report shall not be reproduced, except in full,
without the written consent of Pace Analytical Services, LLC.

Pace Analytical Services, LLC
7726 Moller Road
Indianapolis, IN 46268
(317)228-3100

CERTIFICATIONS

Project: Harding St Profile 1 Report 1
Pace Project No.: 50309026

Pace Analytical Services Pennsylvania

1638 Roseytown Rd Suites 2,3&4, Greensburg, PA 15601
ANAB DOD-ELAP Rad Accreditation #: L2417
Alabama Certification #: 41590
Arizona Certification #: AZ0734
Arkansas Certification
California Certification #: 04222CA
Colorado Certification #: PA01547
Connecticut Certification #: PH-0694
Delaware Certification
EPA Region 4 DW Rad
Florida/TNI Certification #: E87683
Georgia Certification #: C040
Guam Certification
Florida: Cert E871149 SEKS WET
Hawaii Certification
Idaho Certification
Illinois Certification
Indiana Certification
Iowa Certification #: 391
Kansas/TNI Certification #: E-10358
Kentucky Certification #: KY90133
KY WW Permit #: KY0098221
KY WW Permit #: KY0000221
Louisiana DHH/TNI Certification #: LA180012
Louisiana DEQ/TNI Certification #: 4086
Maine Certification #: 2017020
Maryland Certification #: 308
Massachusetts Certification #: M-PA1457
Michigan/PADEP Certification #: 9991
Missouri Certification #: 235
Montana Certification #: Cert0082
Nebraska Certification #: NE-OS-29-14
Nevada Certification #: PA014572018-1
New Hampshire/TNI Certification #: 297617
New Jersey/TNI Certification #: PA051
New Mexico Certification #: PA01457
New York/TNI Certification #: 10888
North Carolina Certification #: 42706
North Dakota Certification #: R-190
Ohio EPA Rad Approval: #41249
Oregon/TNI Certification #: PA200002-010
Pennsylvania/TNI Certification #: 65-00282
Puerto Rico Certification #: PA01457
Rhode Island Certification #: 65-00282
South Dakota Certification
Tennessee Certification #: 02867
Texas/TNI Certification #: T104704188-17-3
Utah/TNI Certification #: PA014572017-9
USDA Soil Permit #: P330-17-00091
Vermont Dept. of Health: ID# VT-0282
Virgin Island/PADEP Certification
Virginia/VELAP Certification #: 460198
Washington Certification #: C868
West Virginia DEP Certification #: 143
West Virginia DHHR Certification #: 9964C
Wisconsin Approve List for Rad
Wyoming Certification #: 8TMS-L

Pace Analytical Services Indianapolis

7726 Moller Road, Indianapolis, IN 46268
Illinois Accreditation #: 200074
Indiana Drinking Water Laboratory #: C-49-06
Kansas/TNI Certification #: E-10177
Kentucky UST Agency Interest #: 80226
Kentucky WW Laboratory ID #: 98019
Michigan Drinking Water Laboratory #9050
Ohio VAP Certified Laboratory #: CL0065
Oklahoma Laboratory #: 9204
Texas Certification #: T104704355
Wisconsin Laboratory #: 999788130
USDA Soil Permit #: P330-19-00257

REPORT OF LABORATORY ANALYSIS

This report shall not be reproduced, except in full,
without the written consent of Pace Analytical Services, LLC.

Pace Analytical Services, LLC
7726 Moller Road
Indianapolis, IN 46268
(317)228-3100

SAMPLE SUMMARY

Project: Harding St Profile 1 Report 1
Pace Project No.: 50309026

Lab ID	Sample ID	Matrix	Date Collected	Date Received
50302158005	**M-4**	Water	11/04/21 11:30	11/05/21 13:25

REPORT OF LABORATORY ANALYSIS

This report shall not be reproduced, except in full,
without the written consent of Pace Analytical Services, LLC.

Pace Analytical Services, LLC
7726 Moller Road
Indianapolis, IN 46268
(317)228-3100

SAMPLE ANALYTE COUNT

Project: Harding St Profile 1 Report 1
Pace Project No.: 50309026

Lab ID	Sample ID	Method	Analysts	Analytes Reported	Laboratory
50302158005	**M-4**	EPA 9056	RMR	3	PASI-I
		EPA 6010	RAM	15	PASI-I
		EPA 6010	JPK	2	PASI-I
		EPA 6020	CAW	4	PASI-I
		EPA 903.1	SLC	1	PASI-PA
		EPA 904.0	VAL	1	PASI-PA
		Total Radium Calculation	JAL	1	PASI-PA
		SM 2320B	SWJ	3	PASI-I
		SM 2540C	OAS	1	PASI-I
		SM 4500-H+B	ZM	1	PASI-I
		SM 4500-S2-D	ZM	1	PASI-I
		EPA 353.2	SKK	2	PASI-I
		EPA 365.1	GWA	1	PASI-I
		SM 5310C	GWA	1	PASI-I
		SM 5310C	GWA	1	PASI-I

PASI-I = Pace Analytical Services - Indianapolis
PASI-PA = Pace Analytical Services - Greensburg

REPORT OF LABORATORY ANALYSIS

This report shall not be reproduced, except in full,
without the written consent of Pace Analytical Services, LLC.

Pace Analytical Services, LLC
7726 Moller Road
Indianapolis, IN 46268
(317)228-3100

SUMMARY OF DETECTION

Project: Harding St Profile 1 Report 1
Pace Project No.: 50309026

Lab Sample ID / Method	Client Sample ID / Parameters	Result	Units	Report Limit	Analyzed	Qualifiers
50302158005	**M-4**					
EPA 9056	Chloride	100	mg/L	25.0	11/10/21 20:52	
EPA 9056	Fluoride	0.17	mg/L	0.10	11/10/21 20:33	
EPA 9056	Sulfate	525	mg/L	25.0	11/10/21 20:52	
EPA 6010	Barium	151	ug/L	10.0	11/16/21 13:07	
EPA 6010	Boron	19000	ug/L	100	11/16/21 13:07	
EPA 6010	Calcium	262000	ug/L	2000	11/16/21 14:25	
EPA 6010	Iron	4150	ug/L	100	11/16/21 13:07	
EPA 6010	Lithium	235	ug/L	20.0	11/16/21 13:07	
EPA 6010	Magnesium	47600	ug/L	1000	11/16/21 13:07	
EPA 6010	Manganese	807	ug/L	10.0	11/16/21 13:07	
EPA 6010	Molybdenum	266	ug/L	10.0	11/16/21 13:07	
EPA 6010	Potassium	18600	ug/L	1000	11/16/21 13:07	
EPA 6010	Silica	13000	ug/L	450	11/16/21 13:07	N2
EPA 6010	Sodium	113000	ug/L	1000	11/16/21 13:07	
EPA 6010	Manganese, Dissolved	785	ug/L	10.0	11/16/21 03:48	
EPA 6010	Molybdenum, Dissolved	265	ug/L	10.0	11/16/21 03:48	
EPA 6020	Arsenic	867	ug/L	10.0	11/17/21 06:46	
EPA 903.1	Radium-226	1.15 ± 0.735 (0.923) C:NA T:98%	pCi/L		12/07/21 14:05	
EPA 904.0	Radium-228	1.31 ± 0.626 (1.06) C:72% T:88%	pCi/L		12/07/21 17:28	
Total Radium Calculation	Total Radium	2.46 ± 1.36 (1.98)	pCi/L		12/08/21 14:55	
SM 2320B	Alkalinity, Total as CaCO3	392	mg/L	2.0	11/11/21 14:08	
SM 2320B	Alkalinity,Bicarbonate (CaCO3)	392	mg/L	2.0	11/11/21 14:08	
SM 2540C	Total Dissolved Solids	1370	mg/L	20.0	11/10/21 09:10	
SM 4500-H+B	pH at 25 Degrees C	7.5	Std. Units	0.10	11/10/21 16:12	H3
EPA 365.1	Phosphate as P04	2.8	mg/L	0.15	11/18/21 16:31	
SM 5310C	Total Organic Carbon	7.8	mg/L	1.0	11/17/21 01:29	
SM 5310C	Dissolved Organic Carbon	5.5	mg/L	1.0	11/18/21 23:56	

REPORT OF LABORATORY ANALYSIS

This report shall not be reproduced, except in full,
without the written consent of Pace Analytical Services, LLC.

Pace Analytical Services, LLC
7726 Moller Road
Indianapolis, IN 46268
(317)228-3100

ANALYTICAL RESULTS

Project: Harding St Profile 1 Report 1
Pace Project No.: 50309026

Sample: M-4 **Lab ID: 50302158005** Collected: 11/04/21 11:30 Received: 11/05/21 13:25 Matrix: Water

Parameters	Results	Units	Report Limit	DF	Prepared	Analyzed	CAS No.	Qual
9056 IC Anions	Analytical Method: EPA 9056							
	Pace Analytical Services - Indianapolis							
Chloride	**100**	mg/L	25.0	100		11/10/21 20:52	16887-00-6	
Fluoride	**0.17**	mg/L	0.10	1		11/10/21 20:33	16984-48-8	
Sulfate	**525**	mg/L	25.0	100		11/10/21 20:52	14808-79-8	
6010 MET ICP	Analytical Method: EPA 6010 Preparation Method: EPA 3010							
	Pace Analytical Services - Indianapolis							
Aluminum	ND	ug/L	200	1	11/15/21 13:34	11/16/21 13:07	7429-90-5	
Barium	**151**	ug/L	10.0	1	11/15/21 13:34	11/16/21 13:07	7440-39-3	
Boron	**19000**	ug/L	100	1	11/15/21 13:34	11/16/21 13:07	7440-42-8	
Cadmium	ND	ug/L	2.0	1	11/15/21 13:34	11/16/21 13:07	7440-43-9	
Calcium	**262000**	ug/L	2000	2	11/15/21 13:34	11/16/21 14:25	7440-70-2	
Chromium	ND	ug/L	10.0	1	11/15/21 13:34	11/16/21 13:07	7440-47-3	
Iron	**4150**	ug/L	100	1	11/15/21 13:34	11/16/21 13:07	7439-89-6	
Lead	ND	ug/L	10.0	1	11/15/21 13:34	11/16/21 13:07	7439-92-1	
Lithium	**235**	ug/L	20.0	1	11/15/21 13:34	11/16/21 13:07	7439-93-2	
Magnesium	**47600**	ug/L	1000	1	11/15/21 13:34	11/16/21 13:07	7439-95-4	
Manganese	**807**	ug/L	10.0	1	11/15/21 13:34	11/16/21 13:07	7439-96-5	
Molybdenum	**266**	ug/L	10.0	1	11/15/21 13:34	11/16/21 13:07	7439-98-7	
Potassium	**18600**	ug/L	1000	1	11/15/21 13:34	11/16/21 13:07	7440-09-7	
Silica	**13000**	ug/L	450	1	11/15/21 13:34	11/16/21 13:07	7631-86-9	N2
Sodium	**113000**	ug/L	1000	1	11/15/21 13:34	11/16/21 13:07	7440-23-5	
6010 MET ICP, Dissolved	Analytical Method: EPA 6010 Preparation Method: EPA 3010							
	Pace Analytical Services - Indianapolis							
Manganese, Dissolved	**785**	ug/L	10.0	1	11/15/21 13:48	11/16/21 03:48	7439-96-5	
Molybdenum, Dissolved	**265**	ug/L	10.0	1	11/15/21 13:48	11/16/21 03:48	7439-98-7	
6020 MET ICPMS	Analytical Method: EPA 6020 Preparation Method: EPA 200.2							
	Pace Analytical Services - Indianapolis							
Antimony	ND	ug/L	1.0	1	11/10/21 08:38	11/17/21 06:36	7440-36-0	
Arsenic	**867**	ug/L	10.0	10	11/10/21 08:38	11/17/21 06:46	7440-38-2	
Cobalt	ND	ug/L	1.0	1	11/10/21 08:38	11/17/21 06:36	7440-48-4	
Selenium	ND	ug/L	1.0	1	11/10/21 08:38	11/17/21 06:36	7782-49-2	
2320B Alkalinity	Analytical Method: SM 2320B							
	Pace Analytical Services - Indianapolis							
Alkalinity, Total as CaCO3	**392**	mg/L	2.0	1		11/11/21 14:08		
Alkalinity,Bicarbonate (CaCO3)	**392**	mg/L	2.0	1		11/11/21 14:08		
Alkalinity,Carbonate (CaCO3)	ND	mg/L	2.0	1		11/11/21 14:08		
2540C Total Dissolved Solids	Analytical Method: SM 2540C							
	Pace Analytical Services - Indianapolis							
Total Dissolved Solids	**1370**	mg/L	20.0	1		11/10/21 09:10		

REPORT OF LABORATORY ANALYSIS

This report shall not be reproduced, except in full,
without the written consent of Pace Analytical Services, LLC.

Pace Analytical Services, LLC
7726 Moller Road
Indianapolis, IN 46268
(317)228-3100

ANALYTICAL RESULTS

Project: Harding St Profile 1 Report 1
Pace Project No.: 50309026

Sample: M-4 **Lab ID: 50302158005** Collected: 11/04/21 11:30 Received: 11/05/21 13:25 Matrix: Water

Parameters	Results	Units	Report Limit	DF	Prepared	Analyzed	CAS No.	Qual
4500H+ pH, Electrometric	Analytical Method: SM 4500-H+B Pace Analytical Services - Indianapolis							
pH at 25 Degrees C	**7.5**	Std. Units	0.10	1		11/10/21 16:12		H3
4500S2D Sulfide Water	Analytical Method: SM 4500-S2-D Pace Analytical Services - Indianapolis							
Sulfide	ND	mg/L	0.10	1		11/05/21 18:01	18496-25-8	
353.2 Nitrogen, NO2/NO3 unpres	Analytical Method: EPA 353.2 Pace Analytical Services - Indianapolis							
Nitrogen, Nitrate	ND	mg/L	0.10	1		11/05/21 17:51	14797-55-8	
Nitrogen, Nitrite	ND	mg/L	0.10	1		11/05/21 17:51	14797-65-0	
365.1 Total Phosphorus	Analytical Method: EPA 365.1 Preparation Method: EPA 365.1 Pace Analytical Services - Indianapolis							
Phosphate as P04	**2.8**	mg/L	0.15	1	11/18/21 13:30	11/18/21 16:31		
5310C TOC	Analytical Method: SM 5310C Pace Analytical Services - Indianapolis							
Total Organic Carbon	**7.8**	mg/L	1.0	1		11/17/21 01:29	7440-44-0	
5310C Dissolved Organic Carbon	Analytical Method: SM 5310C Pace Analytical Services - Indianapolis							
Dissolved Organic Carbon	**5.5**	mg/L	1.0	1		11/18/21 23:56		

REPORT OF LABORATORY ANALYSIS

This report shall not be reproduced, except in full,
without the written consent of Pace Analytical Services, LLC.

Pace Analytical Services, LLC
7726 Moller Road
Indianapolis, IN 46268
(317)228-3100

QUALITY CONTROL DATA

Project: Harding St Profile 1 Report 1
Pace Project No.: 50309026

QC Batch: 649560
QC Batch Method: EPA 9056
Analysis Method: EPA 9056
Analysis Description: 9056 IC Anions
Laboratory: Pace Analytical Services - Indianapolis
Associated Lab Samples: 50302158005

METHOD BLANK: 2993087 Matrix: Water
Associated Lab Samples: 50302158005

Parameter	Units	Blank Result	Reporting Limit	Analyzed	Qualifiers
Chloride	mg/L	ND	0.25	11/10/21 14:09	
Fluoride	mg/L	ND	0.10	11/10/21 14:09	
Sulfate	mg/L	ND	0.25	11/10/21 14:09	

LABORATORY CONTROL SAMPLE: 2993088

Parameter	Units	Spike Conc.	LCS Result	LCS % Rec	% Rec Limits	Qualifiers
Chloride	mg/L	1.2	1.1	88	80-120	
Fluoride	mg/L	0.5	0.43	85	80-120	
Sulfate	mg/L	2.5	2.3	93	80-120	

MATRIX SPIKE & MATRIX SPIKE DUPLICATE: 2993089 2993090

Parameter	Units	50302156001 Result	MS Spike Conc.	MSD Spike Conc.	MS Result	MSD Result	MS % Rec	MSD % Rec	% Rec Limits	RPD	Max RPD	Qual
Chloride	mg/L	15.2	12.5	12.5	26.2	26.2	88	88	80-120	0	15	
Fluoride	mg/L	ND	0.5	0.5	0.52	0.53	86	87	80-120	1	15	
Sulfate	mg/L	246	250	250	467	468	89	89	80-120	0	15	

Results presented on this page are in the units indicated by the "Units" column except where an alternate unit is presented to the right of the result.

REPORT OF LABORATORY ANALYSIS

This report shall not be reproduced, except in full,
without the written consent of Pace Analytical Services, LLC.

Pace Analytical Services, LLC
7726 Moller Road
Indianapolis, IN 46268
(317)228-3100

QUALITY CONTROL DATA

Project: Harding St Profile 1 Report 1
Pace Project No.: 50309026

QC Batch: 649047
QC Batch Method: EPA 3010
Analysis Method: EPA 6010
Analysis Description: 6010 MET
Laboratory: Pace Analytical Services - Indianapolis
Associated Lab Samples: 50302158005

METHOD BLANK: 2990952 Matrix: Water
Associated Lab Samples: 50302158005

Parameter	Units	Blank Result	Reporting Limit	Analyzed	Qualifiers
Aluminum	ug/L	ND	200	11/16/21 12:10	
Barium	ug/L	ND	10.0	11/16/21 12:10	
Boron	ug/L	ND	100	11/16/21 12:10	
Cadmium	ug/L	ND	2.0	11/16/21 12:10	
Calcium	ug/L	ND	1000	11/16/21 12:10	
Chromium	ug/L	ND	10.0	11/16/21 12:10	
Iron	ug/L	ND	100	11/16/21 12:10	
Lead	ug/L	ND	10.0	11/16/21 12:10	
Lithium	ug/L	ND	20.0	11/16/21 12:10	
Magnesium	ug/L	ND	1000	11/16/21 12:10	
Manganese	ug/L	ND	10.0	11/16/21 12:10	
Molybdenum	ug/L	ND	10.0	11/16/21 12:10	
Potassium	ug/L	ND	1000	11/16/21 12:10	
Silica	ug/L	ND	450	11/16/21 12:10	N2
Sodium	ug/L	ND	1000	11/16/21 12:10	

LABORATORY CONTROL SAMPLE: 2990953

Parameter	Units	Spike Conc.	LCS Result	LCS % Rec	% Rec Limits	Qualifiers
Aluminum	ug/L	5000	4590	92	80-120	
Barium	ug/L	1000	966	97	80-120	
Boron	ug/L	1000	980	98	80-120	
Cadmium	ug/L	1000	935	93	80-120	
Calcium	ug/L	5000	5040	101	80-120	
Chromium	ug/L	1000	979	98	80-120	
Iron	ug/L	2500	2440	98	80-120	
Lead	ug/L	1000	931	93	80-120	
Lithium	ug/L	1000	1020	102	80-120	
Magnesium	ug/L	5000	4800	96	80-120	
Manganese	ug/L	1000	985	98	80-120	
Molybdenum	ug/L	1000	965	97	80-120	
Potassium	ug/L	5000	5020	100	80-120	
Silica	ug/L	5350	5350	100		N2
Sodium	ug/L	5000	4900	98	80-120	

Results presented on this page are in the units indicated by the "Units" column except where an alternate unit is presented to the right of the result.

REPORT OF LABORATORY ANALYSIS

This report shall not be reproduced, except in full,
without the written consent of Pace Analytical Services, LLC.

Pace Analytical Services, LLC
7726 Moller Road
Indianapolis, IN 46268
(317)228-3100

QUALITY CONTROL DATA

Project: Harding St Profile 1 Report 1
Pace Project No.: 50309026

MATRIX SPIKE & MATRIX SPIKE DUPLICATE: 2990954 2990955

Parameter	Units	50302027005 Result	MS Spike Conc.	MSD Spike Conc.	MS Result	MSD Result	MS % Rec	MSD % Rec	% Rec Limits	RPD	Max RPD	Qual
Aluminum	ug/L	ND	5000	5000	4640	4650	93	93	75-125	0	20	
Barium	ug/L	69.2	1000	1000	1010	1010	94	94	75-125	0	20	
Boron	ug/L	127	1000	1000	1120	1130	99	100	75-125	1	20	
Cadmium	ug/L	ND	1000	1000	927	930	93	93	75-125	0	20	
Calcium	ug/L	106000	5000	5000	108000	107000	46	18	75-125	1	20	P6
Chromium	ug/L	ND	1000	1000	947	954	95	95	75-125	1	20	
Iron	ug/L	1230	2500	2500	3550	3550	93	93	75-125	0	20	
Lead	ug/L	ND	1000	1000	886	893	89	89	75-125	1	20	
Lithium	ug/L	ND	1000	1000	1010	1010	100	101	75-125	0	20	
Magnesium	ug/L	30700	5000	5000	34600	34200	78	71	75-125	1	20	P6
Manganese	ug/L	118	1000	1000	1060	1070	95	96	75-125	1	20	
Molybdenum	ug/L	ND	1000	1000	955	962	95	96	75-125	1	20	
Potassium	ug/L	2050	5000	5000	6940	7010	98	99	75-125	1	20	
Silica	ug/L	12300	5350	5350	17200	17000	93	88		2		N2
Sodium	ug/L	19500	5000	5000	23800	23500	85	79	75-125	1	20	

MATRIX SPIKE & MATRIX SPIKE DUPLICATE: 2990956 2990957

Parameter	Units	50302028002 Result	MS Spike Conc.	MSD Spike Conc.	MS Result	MSD Result	MS % Rec	MSD % Rec	% Rec Limits	RPD	Max RPD	Qual
Aluminum	ug/L	ND	5000	5000	4620	4720	92	94	75-125	2	20	
Barium	ug/L	221	1000	1000	1150	1160	93	94	75-125	1	20	
Boron	ug/L	263	1000	1000	1260	1280	99	101	75-125	2	20	
Cadmium	ug/L	ND	1000	1000	919	931	92	93	75-125	1	20	
Calcium	ug/L	96600	5000	5000	100000	102000	77	113	75-125	2	20	
Chromium	ug/L	ND	1000	1000	946	958	94	96	75-125	1	20	
Iron	ug/L	1670	2500	2500	3950	4000	91	93	75-125	1	20	
Lead	ug/L	ND	1000	1000	871	881	87	88	75-125	1	20	
Lithium	ug/L	ND	1000	1000	1000	1020	99	101	75-125	1	20	
Magnesium	ug/L	29300	5000	5000	33600	34200	86	97	75-125	2	20	
Manganese	ug/L	303	1000	1000	1240	1260	93	96	75-125	2	20	
Molybdenum	ug/L	ND	1000	1000	948	960	95	96	75-125	1	20	
Potassium	ug/L	7590	5000	5000	12400	12500	96	98	75-125	1	20	
Silica	ug/L	10900	5350	5350	15900	16100	94	98		1		N2
Sodium	ug/L	73700	5000	5000	77300	78000	72	86	75-125	1	20	P6

Results presented on this page are in the units indicated by the "Units" column except where an alternate unit is presented to the right of the result.

REPORT OF LABORATORY ANALYSIS

This report shall not be reproduced, except in full,
without the written consent of Pace Analytical Services, LLC.

Pace Analytical Services, LLC
7726 Moller Road
Indianapolis, IN 46268
(317)228-3100

QUALITY CONTROL DATA

Project: Harding St Profile 1 Report 1
Pace Project No.: 50309026

QC Batch: 649216
QC Batch Method: EPA 3010
Analysis Method: EPA 6010
Analysis Description: 6010 MET Dissolved
Laboratory: Pace Analytical Services - Indianapolis
Associated Lab Samples: 50302158005

METHOD BLANK: 2991499 Matrix: Water
Associated Lab Samples: 50302158005

Parameter	Units	Blank Result	Reporting Limit	Analyzed	Qualifiers
Manganese, Dissolved	ug/L	ND	10.0	11/16/21 02:57	
Molybdenum, Dissolved	ug/L	ND	10.0	11/16/21 02:57	

LABORATORY CONTROL SAMPLE: 2991500

Parameter	Units	Spike Conc.	LCS Result	LCS % Rec	% Rec Limits	Qualifiers
Manganese, Dissolved	ug/L	1000	821	82	80-120	
Molybdenum, Dissolved	ug/L	1000	827	83	80-120	

MATRIX SPIKE & MATRIX SPIKE DUPLICATE: 2991501 2991502

Parameter	Units	50302027005 Result	MS Spike Conc.	MSD Spike Conc.	MS Result	MSD Result	MS % Rec	MSD % Rec	% Rec Limits	RPD	Max RPD	Qual
Manganese, Dissolved	ug/L	112	1000	1000	1070	1080	96	96	75-125	0	20	
Molybdenum, Dissolved	ug/L	ND	1000	1000	998	1010	100	100	75-125	1	20	

MATRIX SPIKE & MATRIX SPIKE DUPLICATE: 2991503 2991504

Parameter	Units	50302028002 Result	MS Spike Conc.	MSD Spike Conc.	MS Result	MSD Result	MS % Rec	MSD % Rec	% Rec Limits	RPD	Max RPD	Qual
Manganese, Dissolved	ug/L	300	1000	1000	1230	1250	93	95	75-125	1	20	
Molybdenum, Dissolved	ug/L	ND	1000	1000	986	992	98	99	75-125	1	20	

Results presented on this page are in the units indicated by the "Units" column except where an alternate unit is presented to the right of the result.

REPORT OF LABORATORY ANALYSIS

This report shall not be reproduced, except in full,
without the written consent of Pace Analytical Services, LLC.

Pace Analytical Services, LLC
7726 Moller Road
Indianapolis, IN 46268
(317)228-3100

QUALITY CONTROL DATA

Project: Harding St Profile 1 Report 1
Pace Project No.: 50309026

QC Batch: 649453
QC Batch Method: EPA 200.2
Analysis Method: EPA 6020
Analysis Description: 6020 MET
Laboratory: Pace Analytical Services - Indianapolis
Associated Lab Samples: 50302158005

METHOD BLANK: 2992568 Matrix: Water
Associated Lab Samples: 50302158005

Parameter	Units	Blank Result	Reporting Limit	Analyzed	Qualifiers
Antimony	ug/L	ND	1.0	11/17/21 05:34	
Arsenic	ug/L	ND	1.0	11/17/21 05:34	
Cobalt	ug/L	ND	1.0	11/17/21 05:34	
Selenium	ug/L	ND	1.0	11/17/21 05:34	

LABORATORY CONTROL SAMPLE: 2992569

Parameter	Units	Spike Conc.	LCS Result	LCS % Rec	% Rec Limits	Qualifiers
Antimony	ug/L	40	41.8	105	80-120	
Arsenic	ug/L	40	37.7	94	80-120	
Cobalt	ug/L	40	40.3	101	80-120	
Selenium	ug/L	40	38.3	96	80-120	

MATRIX SPIKE & MATRIX SPIKE DUPLICATE: 2992570 2992571

Parameter	Units	50302156001 Result	MS Spike Conc.	MSD Spike Conc.	MS Result	MSD Result	MS % Rec	MSD % Rec	% Rec Limits	RPD	Max RPD	Qual
Antimony	ug/L	ND	40	40	42.3	41.8	105	104	75-125	1	20	
Arsenic	ug/L	ND	40	40	37.4	36.6	93	91	75-125	2	20	
Cobalt	ug/L	ND	40	40	38.7	38.2	95	94	75-125	1	20	
Selenium	ug/L	ND	40	40	38.9	38.4	95	94	75-125	1	20	

Results presented on this page are in the units indicated by the "Units" column except where an alternate unit is presented to the right of the result.

REPORT OF LABORATORY ANALYSIS

This report shall not be reproduced, except in full,
without the written consent of Pace Analytical Services, LLC.

Pace Analytical Services, LLC
7726 Moller Road
Indianapolis, IN 46268
(317)228-3100

QUALITY CONTROL DATA

Project: Harding St Profile 1 Report 1
Pace Project No.: 50309026

QC Batch: 649826
QC Batch Method: SM 2320B
Analysis Method: SM 2320B
Analysis Description: 2320B Alkalinity
Laboratory: Pace Analytical Services - Indianapolis
Associated Lab Samples: 50302158005

METHOD BLANK: 2994528 Matrix: Water
Associated Lab Samples: 50302158005

Parameter	Units	Blank Result	Reporting Limit	Analyzed	Qualifiers
Alkalinity, Total as CaCO3	mg/L	ND	2.0	11/11/21 14:08	
Alkalinity,Bicarbonate (CaCO3)	mg/L	ND	2.0	11/11/21 14:08	
Alkalinity,Carbonate (CaCO3)	mg/L	ND	2.0	11/11/21 14:08	

LABORATORY CONTROL SAMPLE: 2994529

Parameter	Units	Spike Conc.	LCS Result	LCS % Rec	% Rec Limits	Qualifiers
Alkalinity, Total as CaCO3	mg/L	50	47.9	96	90-110	

SAMPLE DUPLICATE: 2994530

Parameter	Units	50302108006 Result	Dup Result	RPD	Max RPD	Qualifiers
Alkalinity, Total as CaCO3	mg/L	676	691	2	20	
Alkalinity,Bicarbonate (CaCO3)	mg/L	676	691	2	20	
Alkalinity,Carbonate (CaCO3)	mg/L	ND	ND		20	

SAMPLE DUPLICATE: 2994531

Parameter	Units	50302256001 Result	Dup Result	RPD	Max RPD	Qualifiers
Alkalinity, Total as CaCO3	mg/L	96.4	102	5	20	
Alkalinity,Bicarbonate (CaCO3)	mg/L	96.4	102	5	20	
Alkalinity,Carbonate (CaCO3)	mg/L	ND	ND		20	

Results presented on this page are in the units indicated by the "Units" column except where an alternate unit is presented to the right of the result.

REPORT OF LABORATORY ANALYSIS

This report shall not be reproduced, except in full,
without the written consent of Pace Analytical Services, LLC.

Pace Analytical Services, LLC
7726 Moller Road
Indianapolis, IN 46268
(317)228-3100

QUALITY CONTROL DATA

Project: Harding St Profile 1 Report 1
Pace Project No.: 50309026

QC Batch: 649493
QC Batch Method: SM 2540C
Analysis Method: SM 2540C
Analysis Description: 2540C Total Dissolved Solids
Laboratory: Pace Analytical Services - Indianapolis
Associated Lab Samples: 50302158005

METHOD BLANK: 2992747 Matrix: Water
Associated Lab Samples: 50302158005

Parameter	Units	Blank Result	Reporting Limit	Analyzed	Qualifiers
Total Dissolved Solids	mg/L	ND	10.0	11/10/21 09:08	

LABORATORY CONTROL SAMPLE: 2992748

Parameter	Units	Spike Conc.	LCS Result	LCS % Rec	% Rec Limits	Qualifiers
Total Dissolved Solids	mg/L	300	300	100	80-120	

SAMPLE DUPLICATE: 2992749

Parameter	Units	50302141004 Result	Dup Result	RPD	Max RPD	Qualifiers
Total Dissolved Solids	mg/L	2590	2590	0	10	

SAMPLE DUPLICATE: 2992750

Parameter	Units	50302141005 Result	Dup Result	RPD	Max RPD	Qualifiers
Total Dissolved Solids	mg/L	1200	1170	3	10	

Results presented on this page are in the units indicated by the "Units" column except where an alternate unit is presented to the right of the result.

REPORT OF LABORATORY ANALYSIS

This report shall not be reproduced, except in full,
without the written consent of Pace Analytical Services, LLC.

Pace Analytical Services, LLC
7726 Moller Road
Indianapolis, IN 46268
(317)228-3100

QUALITY CONTROL DATA

Project: Harding St Profile 1 Report 1
Pace Project No.: 50309026

QC Batch: 649626
QC Batch Method: SM 4500-H+B
Analysis Method: SM 4500-H+B
Analysis Description: 4500H+B pH
Laboratory: Pace Analytical Services - Indianapolis

Associated Lab Samples: 50302158005

SAMPLE DUPLICATE: 2993451

Parameter	Units	50302144001 Result	Dup Result	RPD	Max RPD	Qualifiers
pH at 25 Degrees C	Std. Units	7.0	7.2	2	2	H3

SAMPLE DUPLICATE: 2993452

Parameter	Units	50302187003 Result	Dup Result	RPD	Max RPD	Qualifiers
pH at 25 Degrees C	Std. Units	7.0	7.0	1	2	H3

Results presented on this page are in the units indicated by the "Units" column except where an alternate unit is presented to the right of the result.

REPORT OF LABORATORY ANALYSIS

This report shall not be reproduced, except in full,
without the written consent of Pace Analytical Services, LLC.

Pace Analytical Services, LLC
7726 Moller Road
Indianapolis, IN 46268
(317)228-3100

QUALITY CONTROL DATA

Project: Harding St Profile 1 Report 1
Pace Project No.: 50309026

QC Batch: 648936
QC Batch Method: SM 4500-S2-D
Analysis Method: SM 4500-S2-D
Analysis Description: 4500S2D Sulfide Water
Laboratory: Pace Analytical Services - Indianapolis
Associated Lab Samples: 50302158005

METHOD BLANK: 2990476 Matrix: Water
Associated Lab Samples: 50302158005

Parameter	Units	Blank Result	Reporting Limit	Analyzed	Qualifiers
Sulfide	mg/L	ND	0.10	11/05/21 18:01	

LABORATORY CONTROL SAMPLE: 2990477

Parameter	Units	Spike Conc.	LCS Result	LCS % Rec	% Rec Limits	Qualifiers
Sulfide	mg/L	0.5	0.49	98	90-110	

MATRIX SPIKE & MATRIX SPIKE DUPLICATE: 2990478 2990479

Parameter	Units	50302158001 Result	MS Spike Conc.	MSD Spike Conc.	MS Result	MSD Result	MS % Rec	MSD % Rec	% Rec Limits	RPD	Max RPD	Qual
Sulfide	mg/L	ND	0.5	0.5	0.36	0.35	69	67	90-110	3	20	M3

Results presented on this page are in the units indicated by the "Units" column except where an alternate unit is presented to the right of the result.

REPORT OF LABORATORY ANALYSIS

This report shall not be reproduced, except in full,
without the written consent of Pace Analytical Services, LLC.

Pace Analytical Services, LLC
7726 Moller Road
Indianapolis, IN 46268
(317)228-3100

QUALITY CONTROL DATA

Project: Harding St Profile 1 Report 1
Pace Project No.: 50309026

QC Batch: 648910
QC Batch Method: EPA 353.2
Analysis Method: EPA 353.2
Analysis Description: 353.2 Nitrate + Nitrite, Unpres.
Laboratory: Pace Analytical Services - Indianapolis
Associated Lab Samples: 50302158005

METHOD BLANK: 2990259 Matrix: Water
Associated Lab Samples: 50302158005

Parameter	Units	Blank Result	Reporting Limit	Analyzed	Qualifiers
Nitrogen, Nitrate	mg/L	ND	0.10	11/05/21 17:33	
Nitrogen, Nitrite	mg/L	ND	0.10	11/05/21 17:33	

LABORATORY CONTROL SAMPLE: 2990260

Parameter	Units	Spike Conc.	LCS Result	LCS % Rec	% Rec Limits	Qualifiers
Nitrogen, Nitrate	mg/L	1	0.96	96	90-110	
Nitrogen, Nitrite	mg/L	1	1.1	109	90-110	

MATRIX SPIKE & MATRIX SPIKE DUPLICATE: 2990261 2990262

Parameter	Units	50302158001 Result	MS Spike Conc.	MSD Spike Conc.	MS Result	MSD Result	MS % Rec	MSD % Rec	% Rec Limits	RPD	Max RPD	Qual
Nitrogen, Nitrate	mg/L	0.51	1	1	1.5	1.5	101	102	90-110	0	20	
Nitrogen, Nitrite	mg/L	ND	1	1	1.1	1.1	114	114	90-110	0	20	M3

Results presented on this page are in the units indicated by the "Units" column except where an alternate unit is presented to the right of the result.

REPORT OF LABORATORY ANALYSIS

This report shall not be reproduced, except in full,
without the written consent of Pace Analytical Services, LLC.

Pace Analytical Services, LLC
7726 Moller Road
Indianapolis, IN 46268
(317)228-3100

QUALITY CONTROL DATA

Project: Harding St Profile 1 Report 1
Pace Project No.: 50309026

QC Batch: 651262
QC Batch Method: EPA 365.1
Analysis Method: EPA 365.1
Analysis Description: 365.1 Total Phosphorus
Laboratory: Pace Analytical Services - Indianapolis
Associated Lab Samples: 50302158005

METHOD BLANK: 3001515 Matrix: Water
Associated Lab Samples: 50302158005

Parameter	Units	Blank Result	Reporting Limit	Analyzed	Qualifiers
Phosphate as P04	mg/L	ND	0.15	11/18/21 16:17	

LABORATORY CONTROL SAMPLE: 3001516

Parameter	Units	Spike Conc.	LCS Result	LCS % Rec	% Rec Limits	Qualifiers
Phosphate as P04	mg/L		1.5			

MATRIX SPIKE & MATRIX SPIKE DUPLICATE: 3001517 3001518

Parameter	Units	50302157001 Result	MS Spike Conc.	MSD Spike Conc.	MS Result	MSD Result	MS % Rec	MSD % Rec	% Rec Limits	RPD	Max RPD	Qual
Phosphate as P04	mg/L	23.8			45.4	41.4				9		

MATRIX SPIKE SAMPLE: 3001519

Parameter	Units	50302159004 Result	Spike Conc.	MS Result	MS % Rec	% Rec Limits	Qualifiers
Phosphate as P04	mg/L	0.51		2.1			

Results presented on this page are in the units indicated by the "Units" column except where an alternate unit is presented to the right of the result.

REPORT OF LABORATORY ANALYSIS

This report shall not be reproduced, except in full,
without the written consent of Pace Analytical Services, LLC.

Pace Analytical Services, LLC
7726 Moller Road
Indianapolis, IN 46268
(317)228-3100

QUALITY CONTROL DATA

Project: Harding St Profile 1 Report 1
Pace Project No.: 50309026

QC Batch: 650844
QC Batch Method: SM 5310C
Analysis Method: SM 5310C
Analysis Description: 5310C Total Organic Carbon
Laboratory: Pace Analytical Services - Indianapolis
Associated Lab Samples: 50302158005

METHOD BLANK: 2999712 Matrix: Water
Associated Lab Samples: 50302158005

Parameter	Units	Blank Result	Reporting Limit	Analyzed	Qualifiers
Total Organic Carbon	mg/L	ND	1.0	11/17/21 00:52	

LABORATORY CONTROL SAMPLE: 2999713

Parameter	Units	Spike Conc.	LCS Result	LCS % Rec	% Rec Limits	Qualifiers
Total Organic Carbon	mg/L	10	10.4	104	90-110	

MATRIX SPIKE & MATRIX SPIKE DUPLICATE: 2999714 2999715

Parameter	Units	50302187003 Result	MS Spike Conc.	MSD Spike Conc.	MS Result	MSD Result	MS % Rec	MSD % Rec	% Rec Limits	RPD	Max RPD	Qual
Total Organic Carbon	mg/L	3.1	10	10	14.2	14.0	112	109	80-120	2	20	

MATRIX SPIKE SAMPLE: 2999716

Parameter	Units	50302232002 Result	Spike Conc.	MS Result	MS % Rec	% Rec Limits	Qualifiers
Total Organic Carbon	mg/L	ND	10	11.2	103	80-120	

Results presented on this page are in the units indicated by the "Units" column except where an alternate unit is presented to the right of the result.

REPORT OF LABORATORY ANALYSIS

This report shall not be reproduced, except in full,
without the written consent of Pace Analytical Services, LLC.

Pace Analytical Services, LLC
7726 Moller Road
Indianapolis, IN 46268
(317)228-3100

QUALITY CONTROL DATA

Project: Harding St Profile 1 Report 1
Pace Project No.: 50309026

QC Batch: 651325
QC Batch Method: SM 5310C
Analysis Method: SM 5310C
Analysis Description: 5310C Dissolved Organic Carbon
Laboratory: Pace Analytical Services - Indianapolis
Associated Lab Samples: 50302158005

METHOD BLANK: 3001931 Matrix: Water
Associated Lab Samples: 50302158005

Parameter	Units	Blank Result	Reporting Limit	Analyzed	Qualifiers
Dissolved Organic Carbon	mg/L	ND	1.0	11/18/21 22:41	

LABORATORY CONTROL SAMPLE: 3001932

Parameter	Units	Spike Conc.	LCS Result	LCS % Rec	% Rec Limits	Qualifiers
Dissolved Organic Carbon	mg/L	10	10.7	107	90-110	

MATRIX SPIKE & MATRIX SPIKE DUPLICATE: 3001933 3001934

Parameter	Units	50302159004 Result	MS Spike Conc.	MSD Spike Conc.	MS Result	MSD Result	MS % Rec	MSD % Rec	% Rec Limits	RPD	Max RPD	Qual
Dissolved Organic Carbon	mg/L	3.0	10	10	13.7	13.7	107	108	80-120	0	20	

Results presented on this page are in the units indicated by the "Units" column except where an alternate unit is presented to the right of the result.

REPORT OF LABORATORY ANALYSIS

This report shall not be reproduced, except in full,
without the written consent of Pace Analytical Services, LLC.

Pace Analytical Services, LLC
7726 Moller Road
Indianapolis, IN 46268
(317)228-3100

ANALYTICAL RESULTS - RADIOCHEMISTRY

Project: Harding St Profile 1 Report 1
Pace Project No.: 50309026

Sample: M-4 **Lab ID: 50302158005** Collected: 11/04/21 11:30 Received: 11/05/21 13:25 Matrix: Water
PWS: Site ID: Sample Type:

Parameters	Method	Act ± Unc (MDC) Carr Trac	Units	Analyzed	CAS No.	Qual
	Pace Analytical Services - Greensburg					
Radium-226	EPA 903.1	**1.15 ± 0.735 (0.923) C:NA T:98%**	pCi/L	12/07/21 14:05	13982-63-3	
	Pace Analytical Services - Greensburg					
Radium-228	EPA 904.0	**1.31 ± 0.626 (1.06) C:72% T:88%**	pCi/L	12/07/21 17:28	15262-20-1	
	Pace Analytical Services - Greensburg					
Total Radium	Total Radium Calculation	**2.46 ± 1.36 (1.98)**	pCi/L	12/08/21 14:55	7440-14-4	

This report shall not be reproduced, except in full,
without the written consent of Pace Analytical Services, LLC.

Pace Analytical Services, LLC
7726 Moller Road
Indianapolis, IN 46268
(317)228-3100

QUALITY CONTROL - RADIOCHEMISTRY

Project: Harding St Profile 1 Report 1
Pace Project No.: 50309026

QC Batch: 473873
QC Batch Method: EPA 903.1
Analysis Method: EPA 903.1
Analysis Description: 903.1 Radium-226
Laboratory: Pace Analytical Services - Greensburg
Associated Lab Samples: 50302158005

METHOD BLANK: 2289219 Matrix: Water
Associated Lab Samples: 50302158005

Parameter	Act ± Unc (MDC) Carr Trac	Units	Analyzed	Qualifiers
Radium-226	0.178 ± 0.387 (0.713) C:NA T:96%	pCi/L	12/07/21 13:51	

Results presented on this page are in the units indicated by the "Units" column except where an alternate unit is presented to the right of the result.

REPORT OF LABORATORY ANALYSIS

This report shall not be reproduced, except in full,
without the written consent of Pace Analytical Services, LLC.

Pace Analytical Services, LLC
7726 Moller Road
Indianapolis, IN 46268
(317)228-3100

QUALITY CONTROL - RADIOCHEMISTRY

Project: Harding St Profile 1 Report 1
Pace Project No.: 50309026

QC Batch: 473876
QC Batch Method: EPA 904.0
Analysis Method: EPA 904.0
Analysis Description: 904.0 Radium 228
Laboratory: Pace Analytical Services - Greensburg
Associated Lab Samples: 50302158005

METHOD BLANK: 2289221 Matrix: Water
Associated Lab Samples: 50302158005

Parameter	Act ± Unc (MDC) Carr Trac	Units	Analyzed	Qualifiers
Radium-228	0.560 ± 0.330 (0.597) C:73% T:85%	pCi/L	12/07/21 11:24	

Results presented on this page are in the units indicated by the "Units" column except where an alternate unit is presented to the right of the result.

REPORT OF LABORATORY ANALYSIS

This report shall not be reproduced, except in full,
without the written consent of Pace Analytical Services, LLC.

Pace Analytical Services, LLC
7726 Moller Road
Indianapolis, IN 46268
(317)228-3100

QUALIFIERS

Project: Harding St Profile 1 Report 1
Pace Project No.: 50309026

DEFINITIONS

DF - Dilution Factor, if reported, represents the factor applied to the reported data due to dilution of the sample aliquot.

ND - Not Detected at or above adjusted reporting limit.

TNTC - Too Numerous To Count

J - Estimated concentration above the adjusted method detection limit and below the adjusted reporting limit.

MDL - Adjusted Method Detection Limit.

PQL - Practical Quantitation Limit.

RL - Reporting Limit - The lowest concentration value that meets project requirements for quantitative data with known precision and bias for a specific analyte in a specific matrix.

S - Surrogate

1,2-Diphenylhydrazine decomposes to and cannot be separated from Azobenzene using Method 8270. The result for each analyte is a combined concentration.

Consistent with EPA guidelines, unrounded data are displayed and have been used to calculate % recovery and RPD values.

LCS(D) - Laboratory Control Sample (Duplicate)

MS(D) - Matrix Spike (Duplicate)

DUP - Sample Duplicate

RPD - Relative Percent Difference

NC - Not Calculable.

SG - Silica Gel - Clean-Up

U - Indicates the compound was analyzed for, but not detected.

N-Nitrosodiphenylamine decomposes and cannot be separated from Diphenylamine using Method 8270. The result reported for each analyte is a combined concentration.

Reported results are not rounded until the final step prior to reporting. Therefore, calculated parameters that are typically reported as "Total" may vary slightly from the sum of the reported component parameters.

Act - Activity

Unc - Uncertainty: SDWA = 1.96 sigma count uncertainty, all other matrices = Expanded Uncertainty (95% confidence interval). Gamma Spec = Expanded Uncertainty (95.4% Confidence Interval)

(MDC) - Minimum Detectable Concentration

Trac - Tracer Recovery (%)

Carr - Carrier Recovery (%)

Pace Analytical is TNI accredited. Contact your Pace PM for the current list of accredited analytes.

TNI - The NELAC Institute.

ANALYTE QUALIFIERS

H3	Sample was received or analysis requested beyond the recognized method holding time.
M3	Matrix spike recovery was outside laboratory control limits due to matrix interferences.
N2	The lab does not hold NELAC/TNI accreditation for this parameter but other accreditations/certifications may apply. A complete list of accreditations/certifications is available upon request.
P6	Matrix spike recovery was outside laboratory control limits due to a parent sample concentration notably higher than the spike level.

This report shall not be reproduced, except in full,
without the written consent of Pace Analytical Services, LLC.

Pace Analytical Services, LLC
7726 Moller Road
Indianapolis, IN 46268
(317)228-3100

QUALITY CONTROL DATA CROSS REFERENCE TABLE

Project: Harding St Profile 1 Report 1
Pace Project No.: 50309026

Lab ID	Sample ID	QC Batch Method	QC Batch	Analytical Method	Analytical Batch
50302158005	**M-4**	EPA 9056	649560		
50302158005	**M-4**	EPA 3010	649047	EPA 6010	650721
50302158005	**M-4**	EPA 3010	649216	EPA 6010	650609
50302158005	**M-4**	EPA 200.2	649453	EPA 6020	649632
50302158005	**M-4**	EPA 903.1	473873		
50302158005	**M-4**	EPA 904.0	473876		
50302158005	**M-4**	Total Radium Calculation	475472		
50302158005	**M-4**	SM 2320B	649826		
50302158005	**M-4**	SM 2540C	649493		
50302158005	**M-4**	SM 4500-H+B	649626		
50302158005	**M-4**	SM 4500-S2-D	648936		
50302158005	**M-4**	EPA 353.2	648910		
50302158005	**M-4**	EPA 365.1	651262	EPA 365.1	651348
50302158005	**M-4**	SM 5310C	650844		
50302158005	**M-4**	SM 5310C	651325		

This report shall not be reproduced, except in full,
without the written consent of Pace Analytical Services, LLC.

Pace Analytical
WWW.PACELABS.COM

CHAIN-OF-CUSTODY / Analytical Request Document

The Chain-of-Custody is a LEGAL DOCUMENT. All relevant fields must be completed accurately.

Section A Required Client Information:	Section B Required Project Information:	Section C Invoice Information:
Company: ATC Group Services	Report To: Mark Breting	Attention:
Address: 7988 Centerpoint Drive	Copy To:	Company Name:
Indianapolis, IN 46256		Address:
Email: mark.breting@atcassociates.com	Purchase Order #:	Pace Quote:
Phone: NONE Fax:	Project Name: Harding St Profile 1 Report 1	Pace Project Manager: Hayden Putt
Requested Due Date:	Project #:	Pace Profile #: 6246 Line 30

Regulatory Agency:

State / Location: IN

SAMPLE ID
One Character per box.
(A-Z, 0-9 / , -)
Sample Ids must be unique

MATRIX	CODE
Drinking Water	DW
Water	WT
Waste Water	WW
Product	P
Soil/Solid	SL
Oil	OL
Wipe	WP
Air	AR
Other	OT
Tissue	TS

Requested Analysis Filtered (Y/N)

ITEM #	SAMPLE ID	MATRIX CODE (see valid codes to left)	SAMPLE TYPE (G=GRAB C=COMP)	COLLECTED START DATE	COLLECTED START TIME	COLLECTED END DATE	COLLECTED END TIME	SAMPLE TEMP AT COLLECTION	# OF CONTAINERS	Preservatives: Unpreserved	H2SO4	HNO3	HCl	NaOH + ZnAcetate	Na2S2O3	Methanol	Other	Analyses Test Y/N	TDS/ NO3,NO2-Wet	(Cl, F, SO4 by IC	Metals, Total*	Metals Diss. Field Filtered**	Rad-228	Rad-226	Alkalinity, Ferrous Iron, pH	TOC by 5310C	DOC by 5310C	Sulfide	Phosphate	Residual Chlorine (Y/N)	
																		Y				Y									
25	MW-15S	WT							11	3	3	4		1					X	X	X	X	X	X	X	X	X	X		
26	MW-15I	WT							11	3	3	4		1					X	X	X	X	X	X	X	X	X	X		
27	MW-15D	WT							11	3	3	4		1					X	X	X	X	X	X	X	X	X	X		
28	DUP 1	WT							11	3	3	4		1					X	X	X	X	X	X	X	X	X	X		
29	DUP 2	WT							11	3	3	4		1					X	X	X	X	X	X	X	X	X	X		
30	Field Blank 1	WT				11-4-21	13:20		9	3	2	3		1					X	X	X		X	X	X	X		X		004
31	MS1	WT							11	3	3	4		1					X	X	X	X	X	X	X	X	X	X		
32	MSD1	WT							11	3	3	4		1					X	X	X	X	X	X	X	X	X	X		
33	MS2	WT							11	3	3	4		1					X	X	X	X	X	X	X	X	X	X		
34	MSD2	WT							11	3	3	4		1					X	X	X	X	X	X	X	X	X	X		
35	M-4					11-4-21	17:30		11	3	3	4		1																005
36																														

ADDITIONAL COMMENTS	RELINQUISHED BY / AFFILIATION	DATE	TIME	ACCEPTED BY / AFFILIATION	DATE	TIME	SAMPLE CONDITIONS
* Metals: 6010 (Al, Ba, B, Cd, Cr, Fe, Pb, Mn, Mo, Ca, Mg, Na, K, Li, SiO2)	Andy Jackson	11-5-21	7:15	Pace	11/5	1305	
6020 (Co, As, Se, Sb)		11/5/21	1325		11/5/21	1325	2.0
** Dissolved FF 6010 (Mo, Mn)							2.4
Alkalinity = (Total , Bicarb & Carb)							3.0

SAMPLER NAME AND SIGNATURE			TEMP in C	Received on Ice (Y/N)	Custody Sealed Cooler (Y/N)	Samples Intact (Y/N)
PRINT Name of SAMPLER:	Andy Jackson					
SIGNATURE of SAMPLER:		DATE Signed: 11-5-21				

Pace Analytical®

SAMPLE CONDITION UPON RECEIPT FORM

Date/Time and Initials of person examining contents: 11/5/21 1418

1. **Courier:** ☐ FED EX ☐ UPS ☐ CLIENT ☑ PACE ☐ USPS ☐ OTHER _____
2. **Custody Seal on Cooler/Box Present:** ☐ Yes ☑ No
   (If yes)Seals Intact: ☐ Yes ☐ No **(leave blank if no seals were present)**
3. **Thermometer:** 1 2 3 4 5 6 A B C D E F
4. **Cooler Temperature:** 2.0/2.0 2.4/2.4 3.0/3.0
   Temp should be above freezing to 6°C **(Initial/Corrected)**
5. **Packing Material:** ☐ Bubble Wrap ☑ Bubble Bags ☐ None ☐ Other _____
6. **Ice Type:** ☑ Wet ☐ Blue ☐ None
7. **If temp. is over 6°C or under 0°C, was the PM notified?:** ☐ Yes ☐ No

All discrepancies will be written out in the comments section below.

	Yes	No		Yes	No	N/A
USDA Regulated Soils? (HI, ID, NY, WA, OR,CA, NM, TX, OK, AR, LA, TN, AL, MS, NC, SC, GA, FL, or Puerto Rico)		✓	All containers needing acid/base pres. Have been CHECKED?: **exceptions: VOA, coliform, LLHg, O&G, and any container with a septum cap or preserved with HCl.** **Circle:** **HNO3 (<2) H2SO4 (<2) NaOH (>10) NaOH/ZnAc (>9)** Any non-conformance to pH recommendations will be noted on the container count form	✓		
Short Hold Time Analysis (48 hours or less)? **Analysis:** NO3	✓					
Time 5035A TC placed in Freezer or Short Holds To Lab	Time: 1445			Present	Absent	N/A
			Residual Chlorine Check (SVOC 625 Pest/PCB 608)			—
Rush TAT Requested (4 days or less):		✓	Residual Chlorine Check (Total/Amenable/Free Cyanide)			—
Custody Signatures Present?	✓		Headspace Wisconsin Sulfide?			—
Containers Intact?:	✓		Headspace in VOA Vials (>6mm): See Containter Count form for details	Present	Absent	No VOA Vials Sent ✓
Sample Label (IDs/Dates/Times) Match COC?: Except TCs, which only require sample ID	✓		Trip Blank Present?		—	
Extra labels on Terracore Vials? (soils only)		✓	Trip Blank Custody Seals?:		✓	

COMMENTS:

M-4 to be tested for all parameters on COC, Ferrous Fe done in field, per Marks email. RR 11/5/21

M-4 to be switched onto its own report 50309026-002 and removed from 50302158, per Mark B. 2/14/22

MAY 2022

Pace Analytical Services, LLC
7726 Moller Road
Indianapolis, IN 46268
(317)228-3100

August 01, 2022

Mr. Mark Breting
ATC Group Services
7988 Centerpoint Drive
Suite 100
Indianapolis, IN 46256

RE: Project: Harding St Profile 1 Report 1
Pace Project No.: 50315350

Dear Mr. Breting:

Enclosed are the analytical results for sample(s) received by the laboratory on May 03, 2022. The results relate only to the samples included in this report. Results reported herein conform to the applicable TNI/NELAC Standards and the laboratory's Quality Manual, where applicable, unless otherwise noted in the body of the report.

The test results provided in this final report were generated by each of the following laboratories within the Pace Network:

- Pace Analytical Services - Indianapolis
- Pace Analytical Services - Greensburg

If you have any questions concerning this report, please feel free to contact me.

Sincerely,

Hayden Putt
hayden.putt@pacelabs.com
(317)228-3145
Project Manager

Enclosures

cc: Mr. Robert Miller, Haley & Aldrich

This report shall not be reproduced, except in full,
without the written consent of Pace Analytical Services, LLC.

Pace Analytical Services, LLC
7726 Moller Road
Indianapolis, IN 46268
(317)228-3100

CERTIFICATIONS

Project: Harding St Profile 1 Report 1
Pace Project No.: 50315350

Pace Analytical Services Pennsylvania

1638 Roseytown Rd Suites 2,3&4, Greensburg, PA 15601
ANAB DOD-ELAP Rad Accreditation #: L2417
Alabama Certification #: 41590
Arizona Certification #: AZ0734
Arkansas Certification
California Certification #: 04222CA
Colorado Certification #: PA01547
Connecticut Certification #: PH-0694
Delaware Certification
EPA Region 4 DW Rad
Florida/TNI Certification #: E87683
Georgia Certification #: C040
Florida: Cert E871149 SEKS WET
Guam Certification
Hawaii Certification
Idaho Certification
Illinois Certification
Indiana Certification
Iowa Certification #: 391
Kansas/TNI Certification #: E-10358
Kentucky Certification #: KY90133
KY WW Permit #: KY0098221
KY WW Permit #: KY0000221
Louisiana DHH/TNI Certification #: LA180012
Louisiana DEQ/TNI Certification #: 4086
Maine Certification #: 2017020
Maryland Certification #: 308
Massachusetts Certification #: M-PA1457
Michigan/PADEP Certification #: 9991
Missouri Certification #: 235
Montana Certification #: Cert0082
Nebraska Certification #: NE-OS-29-14
Nevada Certification #: PA014572018-1
New Hampshire/TNI Certification #: 297617
New Jersey/TNI Certification #: PA051
New Mexico Certification #: PA01457
New York/TNI Certification #: 10888
North Carolina Certification #: 42706
North Dakota Certification #: R-190
Ohio EPA Rad Approval: #41249
Oregon/TNI Certification #: PA200002-010
Pennsylvania/TNI Certification #: 65-00282
Puerto Rico Certification #: PA01457
Rhode Island Certification #: 65-00282
South Dakota Certification
Tennessee Certification #: 02867
Texas/TNI Certification #: T104704188-17-3
Utah/TNI Certification #: PA014572017-9
USDA Soil Permit #: P330-17-00091
Vermont Dept. of Health: ID# VT-0282
Virgin Island/PADEP Certification
Virginia/VELAP Certification #: 460198
Washington Certification #: C868
West Virginia DEP Certification #: 143
West Virginia DHHR Certification #: 9964C
Wisconsin Approve List for Rad
Wyoming Certification #: 8TMS-L

Pace Analytical Services Indianapolis

7726 Moller Road, Indianapolis, IN 46268
Illinois Accreditation #: 200074
Indiana Drinking Water Laboratory #: C-49-06
Kansas/TNI Certification #: E-10177
Kentucky UST Agency Interest #: 80226
Kentucky WW Laboratory ID #: 98019
Michigan Drinking Water Laboratory #9050
Ohio VAP Certified Laboratory #: CL0065
Oklahoma Laboratory #: 9204
Texas Certification #: T104704355
Wisconsin Laboratory #: 999788130
USDA Soil Permit #: P330-19-00257

REPORT OF LABORATORY ANALYSIS

This report shall not be reproduced, except in full,
without the written consent of Pace Analytical Services, LLC.

Pace Analytical Services, LLC
7726 Moller Road
Indianapolis, IN 46268
(317)228-3100

SAMPLE SUMMARY

Project: Harding St Profile 1 Report 1
Pace Project No.: 50315350

Lab ID	Sample ID	Matrix	Date Collected	Date Received
50315350001	**MW-10D**	Water	05/02/22 15:47	05/03/22 13:50
50315350002	**MW-10S**	Water	05/02/22 14:55	05/03/22 13:50
50315350003	**MW-3D**	Water	05/02/22 15:35	05/03/22 13:50
50315350004	**MW-3S**	Water	05/02/22 14:25	05/03/22 13:50

This report shall not be reproduced, except in full,
without the written consent of Pace Analytical Services, LLC.

Pace Analytical Services, LLC
7726 Moller Road
Indianapolis, IN 46268
(317)228-3100

SAMPLE ANALYTE COUNT

Project: Harding St Profile 1 Report 1
Pace Project No.: 50315350

Lab ID	Sample ID	Method	Analysts	Analytes Reported	Laboratory
50315350001	**MW-10D**	EPA 9056	RMR	3	PASI-I
		EPA 6010	MTM	15	PASI-I
		EPA 6010	MTM	2	PASI-I
		EPA 6020	DMT	6	PASI-I
		EPA 7470	EAE	1	PASI-I
		EPA 903.1	SLC	1	PASI-PA
		EPA 904.0	VAL	1	PASI-PA
		Total Radium Calculation	JAL	1	PASI-PA
		SM 2320B	SLB	3	PASI-I
		SM 2540C	WZE	1	PASI-I
		SM 4500-H+B	WZE	1	PASI-I
		SM 4500-S2-D	SWJ	1	PASI-I
		HACH 8146	SWJ	1	PASI-I
		EPA 353.2	OAS	2	PASI-I
		EPA 365.1	ZM	1	PASI-I
		SM 5310C	ZM	1	PASI-I
		SM 5310C	ZM	1	PASI-I
50315350002	**MW-10S**	EPA 9056	RMR	3	PASI-I
		EPA 6010	MTM	15	PASI-I
		EPA 6010	MTM	2	PASI-I
		EPA 6020	DMT	6	PASI-I
		EPA 7470	EAE	1	PASI-I
		EPA 903.1	SLC	1	PASI-PA
		EPA 904.0	VAL	1	PASI-PA
		Total Radium Calculation	JAL	1	PASI-PA
		SM 2320B	SLB	3	PASI-I
		SM 2540C	WZE	1	PASI-I
		SM 4500-H+B	WZE	1	PASI-I
		SM 4500-S2-D	SWJ	1	PASI-I
		HACH 8146	SWJ	1	PASI-I
		EPA 353.2	OAS	2	PASI-I
		EPA 365.1	ZM	1	PASI-I
		SM 5310C	ZM	1	PASI-I
		SM 5310C	ZM	1	PASI-I
50315350003	**MW-3D**	EPA 9056	RMR	3	PASI-I
		EPA 6010	MTM	15	PASI-I
		EPA 6010	MTM	2	PASI-I

This report shall not be reproduced, except in full,
without the written consent of Pace Analytical Services, LLC.

Pace Analytical Services, LLC
7726 Moller Road
Indianapolis, IN 46268
(317)228-3100

SAMPLE ANALYTE COUNT

Project: Harding St Profile 1 Report 1
Pace Project No.: 50315350

Lab ID	Sample ID	Method	Analysts	Analytes Reported	Laboratory
		EPA 6020	DMT	6	PASI-I
		EPA 7470	EAE	1	PASI-I
		EPA 903.1	SLC	1	PASI-PA
		EPA 904.0	VAL	1	PASI-PA
		Total Radium Calculation	JAL	1	PASI-PA
		SM 2320B	SLB	3	PASI-I
		SM 2540C	WZE	1	PASI-I
		SM 4500-H+B	WZE	1	PASI-I
		SM 4500-S2-D	SWJ	1	PASI-I
		HACH 8146	SWJ	1	PASI-I
		EPA 353.2	OAS	2	PASI-I
		EPA 365.1	ZM	1	PASI-I
		SM 5310C	ZM	1	PASI-I
		SM 5310C	ZM	1	PASI-I
50315350004	**MW-3S**	EPA 9056	RMR	3	PASI-I
		EPA 6010	MTM	15	PASI-I
		EPA 6010	MTM	2	PASI-I
		EPA 6020	DMT	6	PASI-I
		EPA 7470	EAE	1	PASI-I
		EPA 903.1	SLC	1	PASI-PA
		EPA 904.0	VAL	1	PASI-PA
		Total Radium Calculation	JAL	1	PASI-PA
		SM 2320B	SLB	3	PASI-I
		SM 2540C	WZE	1	PASI-I
		SM 4500-H+B	WZE	1	PASI-I
		SM 4500-S2-D	SWJ	1	PASI-I
		HACH 8146	SWJ	1	PASI-I
		EPA 353.2	OAS	2	PASI-I
		EPA 365.1	ZM	1	PASI-I
		SM 5310C	ZM	1	PASI-I
		SM 5310C	ZM	1	PASI-I

PASI-I = Pace Analytical Services - Indianapolis
PASI-PA = Pace Analytical Services - Greensburg

This report shall not be reproduced, except in full,
without the written consent of Pace Analytical Services, LLC.

Pace Analytical Services, LLC
7726 Moller Road
Indianapolis, IN 46268
(317)228-3100

SUMMARY OF DETECTION

Project: Harding St Profile 1 Report 1
Pace Project No.: 50315350

Lab Sample ID / Method	Client Sample ID / Parameters	Result	Units	Report Limit	Analyzed	Qualifiers
50315350001	**MW-10D**					
EPA 9056	Chloride	504	mg/L	25.0	05/06/22 13:08	
EPA 9056	Fluoride	1.9	mg/L	0.10	05/06/22 12:34	
EPA 9056	Sulfate	669	mg/L	25.0	05/06/22 13:08	
EPA 6010	Barium	33.0	ug/L	10.0	05/14/22 15:57	
EPA 6010	Boron	2190	ug/L	100	05/14/22 15:57	
EPA 6010	Calcium	193000	ug/L	1000	05/14/22 15:57	
EPA 6010	Iron	1880	ug/L	100	05/14/22 15:57	
EPA 6010	Lithium	65.6	ug/L	20.0	05/14/22 15:57	
EPA 6010	Magnesium	69100	ug/L	1000	05/14/22 15:57	
EPA 6010	Manganese	163	ug/L	10.0	05/14/22 15:57	
EPA 6010	Molybdenum	82.4	ug/L	10.0	05/14/22 15:57	
EPA 6010	Potassium	11200	ug/L	1000	05/14/22 15:57	
EPA 6010	Silica	13400	ug/L	450	05/14/22 15:57	N2
EPA 6010	Sodium	355000	ug/L	2000	05/14/22 17:27	
EPA 6010	Manganese, Dissolved	176	ug/L	10.0	05/14/22 14:21	
EPA 6010	Molybdenum, Dissolved	91.2	ug/L	10.0	05/14/22 14:21	
EPA 6020	Arsenic	140	ug/L	1.0	05/09/22 11:31	
EPA 903.1	Radium-226	0.300 ± 0.302 (0.471) C:NA T:88%	pCi/L		06/02/22 16:22	
EPA 904.0	Radium-228	0.928 ± 0.369 (0.550) C:82% T:88%	pCi/L		05/23/22 13:43	
Total Radium Calculation	Total Radium	1.23 ± 0.671 (1.02)	pCi/L		06/09/22 16:02	
SM 2320B	Alkalinity, Total as CaCO3	279	mg/L	2.0	05/09/22 12:01	
SM 2320B	Alkalinity,Bicarbonate (CaCO3)	279	mg/L	2.0	05/09/22 12:01	
SM 2540C	Total Dissolved Solids	1960	mg/L	40.0	05/05/22 14:10	
SM 4500-H+B	pH at 25 Degrees C	7.6	Std. Units	0.10	05/05/22 15:17	H3
EPA 365.1	Phosphate as P04	0.32	mg/L	0.15	05/09/22 10:41	
SM 5310C	Total Organic Carbon	2.5	mg/L	1.0	05/09/22 23:02	
SM 5310C	Dissolved Organic Carbon	2.6	mg/L	2.0	05/13/22 13:19	
50315350002	**MW-10S**					
EPA 9056	Chloride	288	mg/L	25.0	05/06/22 13:59	
EPA 9056	Fluoride	2.6	mg/L	0.10	05/06/22 13:25	
EPA 9056	Sulfate	412	mg/L	25.0	05/06/22 13:59	
EPA 6010	Barium	75.8	ug/L	10.0	05/14/22 15:59	
EPA 6010	Boron	1130	ug/L	100	05/14/22 15:59	
EPA 6010	Calcium	171000	ug/L	1000	05/14/22 15:59	
EPA 6010	Iron	766	ug/L	100	05/14/22 15:59	
EPA 6010	Lithium	40.8	ug/L	20.0	05/14/22 15:59	
EPA 6010	Magnesium	45500	ug/L	1000	05/14/22 15:59	
EPA 6010	Manganese	304	ug/L	10.0	05/14/22 15:59	
EPA 6010	Molybdenum	65.0	ug/L	10.0	05/14/22 15:59	
EPA 6010	Potassium	7980	ug/L	1000	05/14/22 15:59	

REPORT OF LABORATORY ANALYSIS

This report shall not be reproduced, except in full,
without the written consent of Pace Analytical Services, LLC.

Pace Analytical Services, LLC
7726 Moller Road
Indianapolis, IN 46268
(317)228-3100

SUMMARY OF DETECTION

Project: Harding St Profile 1 Report 1
Pace Project No.: 50315350

Lab Sample ID / Method	Client Sample ID / Parameters	Result	Units	Report Limit	Analyzed	Qualifiers
50315350002	**MW-10S**					
EPA 6010	Silica	13900	ug/L	450	05/14/22 15:59	N2
EPA 6010	Sodium	192000	ug/L	1000	05/14/22 15:59	
EPA 6010	Manganese, Dissolved	302	ug/L	10.0	05/14/22 14:23	
EPA 6010	Molybdenum, Dissolved	64.1	ug/L	10.0	05/14/22 14:23	
EPA 6020	Arsenic	448	ug/L	5.0	05/10/22 03:09	
EPA 903.1	Radium-226	0.363 ± 0.285 (0.396) C:NA T:88%	pCi/L		06/02/22 16:22	
EPA 904.0	Radium-228	0.614 ± 0.325 (0.555) C:82% T:88%	pCi/L		05/23/22 13:43	
Total Radium Calculation	Total Radium	0.977 ± 0.610 (0.951)	pCi/L		06/09/22 16:02	
SM 2320B	Alkalinity, Total as CaCO3	272	mg/L	2.0	05/09/22 12:01	
SM 2320B	Alkalinity,Bicarbonate (CaCO3)	272	mg/L	2.0	05/09/22 12:01	
SM 2540C	Total Dissolved Solids	1320	mg/L	20.0	05/05/22 14:12	
SM 4500-H+B	pH at 25 Degrees C	7.7	Std. Units	0.10	05/05/22 15:11	H3
EPA 365.1	Phosphate as P04	1.2	mg/L	0.15	05/09/22 10:41	
SM 5310C	Total Organic Carbon	2.0	mg/L	1.0	05/09/22 23:23	
SM 5310C	Dissolved Organic Carbon	2.0	mg/L	1.0	05/12/22 17:55	
50315350003	**MW-3D**					
EPA 9056	Chloride	104	mg/L	2.5	05/06/22 15:05	
EPA 9056	Fluoride	0.14	mg/L	0.10	05/06/22 14:48	
EPA 9056	Sulfate	38.5	mg/L	2.5	05/06/22 15:05	
EPA 6010	Barium	66.0	ug/L	10.0	05/14/22 16:01	
EPA 6010	Boron	250	ug/L	100	05/14/22 16:01	
EPA 6010	Calcium	62900	ug/L	1000	05/14/22 16:01	
EPA 6010	Iron	970	ug/L	100	05/14/22 16:01	
EPA 6010	Magnesium	15200	ug/L	1000	05/14/22 16:01	
EPA 6010	Manganese	157	ug/L	10.0	05/14/22 16:01	
EPA 6010	Potassium	3040	ug/L	1000	05/14/22 16:01	
EPA 6010	Silica	9630	ug/L	450	05/14/22 16:01	N2
EPA 6010	Sodium	76600	ug/L	1000	05/14/22 16:01	
EPA 6010	Manganese, Dissolved	162	ug/L	10.0	05/14/22 14:25	
EPA 6020	Arsenic	3.3	ug/L	1.0	05/09/22 11:48	
EPA 903.1	Radium-226	0.278 ± 0.217 (0.255) C:NA T:86%	pCi/L		06/02/22 16:22	
EPA 904.0	Radium-228	0.726 ± 0.379 (0.668) C:79% T:86%	pCi/L		05/23/22 13:43	

REPORT OF LABORATORY ANALYSIS

This report shall not be reproduced, except in full,
without the written consent of Pace Analytical Services, LLC.

Pace Analytical Services, LLC
7726 Moller Road
Indianapolis, IN 46268
(317)228-3100

SUMMARY OF DETECTION

Project: Harding St Profile 1 Report 1
Pace Project No.: 50315350

Lab Sample ID / Method	Client Sample ID / Parameters	Result	Units	Report Limit	Analyzed	Qualifiers
50315350003	**MW-3D**					
Total Radium Calculation	Total Radium	1.00 ± 0.596 (0.923)	pCi/L		06/09/22 16:02	
SM 2320B	Alkalinity, Total as CaCO3	236	mg/L	2.0	05/09/22 12:01	
SM 2320B	Alkalinity,Bicarbonate (CaCO3)	236	mg/L	2.0	05/09/22 12:01	
SM 2540C	Total Dissolved Solids	441	mg/L	10.0	05/05/22 14:13	
SM 4500-H+B	pH at 25 Degrees C	7.6	Std. Units	0.10	05/05/22 15:13	H3
SM 5310C	Total Organic Carbon	1.3	mg/L	1.0	05/09/22 23:42	
SM 5310C	Dissolved Organic Carbon	2.0	mg/L	1.0	05/12/22 18:07	
50315350004	**MW-3S**					
EPA 9056	Chloride	56.6	mg/L	2.5	05/06/22 15:54	
EPA 9056	Sulfate	71.5	mg/L	2.5	05/06/22 15:54	
EPA 6010	Barium	31.4	ug/L	10.0	05/14/22 16:03	
EPA 6010	Boron	447	ug/L	100	05/14/22 16:03	
EPA 6010	Calcium	89700	ug/L	1000	05/14/22 16:03	
EPA 6010	Magnesium	20600	ug/L	1000	05/14/22 16:03	
EPA 6010	Manganese	60.0	ug/L	10.0	05/14/22 16:03	
EPA 6010	Molybdenum	32.9	ug/L	10.0	05/14/22 16:03	
EPA 6010	Potassium	1390	ug/L	1000	05/14/22 16:03	
EPA 6010	Silica	7270	ug/L	450	05/14/22 16:03	N2
EPA 6010	Sodium	31000	ug/L	1000	05/14/22 16:03	
EPA 6010	Molybdenum, Dissolved	34.7	ug/L	10.0	05/14/22 14:27	
EPA 6020	Antimony	4.9	ug/L	1.0	05/09/22 06:32	
EPA 6020	Arsenic	1.3	ug/L	1.0	05/09/22 06:32	
EPA 6020	Selenium	26.4	ug/L	1.0	05/09/22 06:32	
EPA 903.1	Radium-226	0.369 ± 0.254 (0.272) C:NA T:80%	pCi/L		06/02/22 16:22	
EPA 904.0	Radium-228	0.162 ± 0.327 (0.721) C:78% T:80%	pCi/L		05/23/22 13:43	
Total Radium Calculation	Total Radium	0.531 ± 0.581 (0.993)	pCi/L		06/09/22 16:02	
SM 2320B	Alkalinity, Total as CaCO3	242	mg/L	2.0	05/09/22 12:01	
SM 2320B	Alkalinity,Bicarbonate (CaCO3)	242	mg/L	2.0	05/09/22 12:01	
SM 2540C	Total Dissolved Solids	457	mg/L	10.0	05/05/22 14:14	
SM 4500-H+B	pH at 25 Degrees C	7.4	Std. Units	0.10	05/05/22 15:06	H3
EPA 353.2	Nitrogen, Nitrate	0.41	mg/L	0.10	05/03/22 15:59	
SM 5310C	Dissolved Organic Carbon	1.8	mg/L	1.0	05/12/22 18:17	

REPORT OF LABORATORY ANALYSIS

This report shall not be reproduced, except in full,
without the written consent of Pace Analytical Services, LLC.

Pace Analytical Services, LLC
7726 Moller Road
Indianapolis, IN 46268
(317)228-3100

ANALYTICAL RESULTS

Project: Harding St Profile 1 Report 1
Pace Project No.: 50315350

Sample: MW-10D **Lab ID: 50315350001** Collected: 05/02/22 15:47 Received: 05/03/22 13:50 Matrix: Water

Parameters	Results	Units	Report Limit	DF	Prepared	Analyzed	CAS No.	Qual
9056 IC Anions	Analytical Method: EPA 9056							
	Pace Analytical Services - Indianapolis							
Chloride	**504**	mg/L	25.0	100		05/06/22 13:08	16887-00-6	
Fluoride	**1.9**	mg/L	0.10	1		05/06/22 12:34	16984-48-8	
Sulfate	**669**	mg/L	25.0	100		05/06/22 13:08	14808-79-8	
6010 MET ICP	Analytical Method: EPA 6010 Preparation Method: EPA 3010							
	Pace Analytical Services - Indianapolis							
Aluminum	ND	ug/L	200	1	05/11/22 08:22	05/14/22 15:57	7429-90-5	
Barium	**33.0**	ug/L	10.0	1	05/11/22 08:22	05/14/22 15:57	7440-39-3	
Boron	**2190**	ug/L	100	1	05/11/22 08:22	05/14/22 15:57	7440-42-8	
Cadmium	ND	ug/L	2.0	1	05/11/22 08:22	05/14/22 15:57	7440-43-9	
Calcium	**193000**	ug/L	1000	1	05/11/22 08:22	05/14/22 15:57	7440-70-2	
Chromium	ND	ug/L	10.0	1	05/11/22 08:22	05/14/22 15:57	7440-47-3	
Iron	**1880**	ug/L	100	1	05/11/22 08:22	05/14/22 15:57	7439-89-6	
Lead	ND	ug/L	10.0	1	05/11/22 08:22	05/14/22 15:57	7439-92-1	
Lithium	**65.6**	ug/L	20.0	1	05/11/22 08:22	05/14/22 15:57	7439-93-2	
Magnesium	**69100**	ug/L	1000	1	05/11/22 08:22	05/14/22 15:57	7439-95-4	
Manganese	**163**	ug/L	10.0	1	05/11/22 08:22	05/14/22 15:57	7439-96-5	
Molybdenum	**82.4**	ug/L	10.0	1	05/11/22 08:22	05/14/22 15:57	7439-98-7	
Potassium	**11200**	ug/L	1000	1	05/11/22 08:22	05/14/22 15:57	7440-09-7	
Silica	**13400**	ug/L	450	1	05/11/22 08:22	05/14/22 15:57	7631-86-9	N2
Sodium	**355000**	ug/L	2000	2	05/11/22 08:22	05/14/22 17:27	7440-23-5	
6010 MET ICP, Dissolved	Analytical Method: EPA 6010 Preparation Method: EPA 3010							
	Pace Analytical Services - Indianapolis							
Manganese, Dissolved	**176**	ug/L	10.0	1	05/10/22 14:09	05/14/22 14:21	7439-96-5	
Molybdenum, Dissolved	**91.2**	ug/L	10.0	1	05/10/22 14:09	05/14/22 14:21	7439-98-7	
6020 MET ICPMS	Analytical Method: EPA 6020 Preparation Method: EPA 200.2							
	Pace Analytical Services - Indianapolis							
Antimony	ND	ug/L	1.0	1	05/05/22 13:05	05/09/22 11:31	7440-36-0	
Arsenic	**140**	ug/L	1.0	1	05/05/22 13:05	05/09/22 11:31	7440-38-2	
Beryllium	ND	ug/L	0.20	1	05/05/22 13:05	05/09/22 11:31	7440-41-7	
Cobalt	ND	ug/L	1.0	1	05/05/22 13:05	05/09/22 11:31	7440-48-4	
Selenium	ND	ug/L	1.0	1	05/05/22 13:05	05/09/22 11:31	7782-49-2	
Thallium	ND	ug/L	1.0	1	05/05/22 13:05	05/09/22 11:31	7440-28-0	
7470 Mercury	Analytical Method: EPA 7470 Preparation Method: EPA 7470							
	Pace Analytical Services - Indianapolis							
Mercury	ND	ug/L	0.20	1	05/09/22 10:44	05/09/22 17:13	7439-97-6	
2320B Alkalinity	Analytical Method: SM 2320B							
	Pace Analytical Services - Indianapolis							
Alkalinity, Total as CaCO3	**279**	mg/L	2.0	1		05/09/22 12:01		
Alkalinity,Bicarbonate (CaCO3)	**279**	mg/L	2.0	1		05/09/22 12:01		
Alkalinity,Carbonate (CaCO3)	ND	mg/L	2.0	1		05/09/22 12:01		

REPORT OF LABORATORY ANALYSIS

This report shall not be reproduced, except in full,
without the written consent of Pace Analytical Services, LLC.

Pace Analytical Services, LLC
7726 Moller Road
Indianapolis, IN 46268
(317)228-3100

ANALYTICAL RESULTS

Project: Harding St Profile 1 Report 1
Pace Project No.: 50315350

Sample: MW-10D **Lab ID: 50315350001** Collected: 05/02/22 15:47 Received: 05/03/22 13:50 Matrix: Water

Parameters	Results	Units	Report Limit	DF	Prepared	Analyzed	CAS No.	Qual
2540C Total Dissolved Solids	Analytical Method: SM 2540C Pace Analytical Services - Indianapolis							
Total Dissolved Solids	**1960**	mg/L	40.0	1		05/05/22 14:10		
4500H+ pH, Electrometric	Analytical Method: SM 4500-H+B Pace Analytical Services - Indianapolis							
pH at 25 Degrees C	**7.6**	Std. Units	0.10	1		05/05/22 15:17		H3
4500S2D Sulfide Water	Analytical Method: SM 4500-S2-D Pace Analytical Services - Indianapolis							
Sulfide	ND	mg/L	0.10	1		05/06/22 14:17	18496-25-8	
Iron, Ferrous	Analytical Method: HACH 8146 Pace Analytical Services - Indianapolis							
Iron, Ferrous	ND	mg/L	0.20	1		05/10/22 10:16	15438-31-0	H3,N2
353.2 Nitrogen, NO2/NO3 unpres	Analytical Method: EPA 353.2 Pace Analytical Services - Indianapolis							
Nitrogen, Nitrate	ND	mg/L	0.10	1		05/03/22 16:07	14797-55-8	
Nitrogen, Nitrite	ND	mg/L	0.10	1		05/03/22 16:07	14797-65-0	
365.1 Total Phosphorus	Analytical Method: EPA 365.1 Preparation Method: EPA 365.1 Pace Analytical Services - Indianapolis							
Phosphate as P04	**0.32**	mg/L	0.15	1	05/06/22 09:00	05/09/22 10:41		
5310C TOC	Analytical Method: SM 5310C Pace Analytical Services - Indianapolis							
Total Organic Carbon	**2.5**	mg/L	1.0	1		05/09/22 23:02	7440-44-0	
5310C Dissolved Organic Carbon	Analytical Method: SM 5310C Pace Analytical Services - Indianapolis							
Dissolved Organic Carbon	**2.6**	mg/L	2.0	2		05/13/22 13:19		

REPORT OF LABORATORY ANALYSIS

This report shall not be reproduced, except in full,
without the written consent of Pace Analytical Services, LLC.

Pace Analytical Services, LLC
7726 Moller Road
Indianapolis, IN 46268
(317)228-3100

ANALYTICAL RESULTS

Project: Harding St Profile 1 Report 1
Pace Project No.: 50315350

Sample: MW-10S **Lab ID: 50315350002** Collected: 05/02/22 14:55 Received: 05/03/22 13:50 Matrix: Water

Parameters	Results	Units	Report Limit	DF	Prepared	Analyzed	CAS No.	Qual
9056 IC Anions	Analytical Method: EPA 9056							
	Pace Analytical Services - Indianapolis							
Chloride	**288**	mg/L	25.0	100		05/06/22 13:59	16887-00-6	
Fluoride	**2.6**	mg/L	0.10	1		05/06/22 13:25	16984-48-8	
Sulfate	**412**	mg/L	25.0	100		05/06/22 13:59	14808-79-8	
6010 MET ICP	Analytical Method: EPA 6010 Preparation Method: EPA 3010							
	Pace Analytical Services - Indianapolis							
Aluminum	ND	ug/L	200	1	05/11/22 08:22	05/14/22 15:59	7429-90-5	
Barium	**75.8**	ug/L	10.0	1	05/11/22 08:22	05/14/22 15:59	7440-39-3	
Boron	**1130**	ug/L	100	1	05/11/22 08:22	05/14/22 15:59	7440-42-8	
Cadmium	ND	ug/L	2.0	1	05/11/22 08:22	05/14/22 15:59	7440-43-9	
Calcium	**171000**	ug/L	1000	1	05/11/22 08:22	05/14/22 15:59	7440-70-2	
Chromium	ND	ug/L	10.0	1	05/11/22 08:22	05/14/22 15:59	7440-47-3	
Iron	**766**	ug/L	100	1	05/11/22 08:22	05/14/22 15:59	7439-89-6	
Lead	ND	ug/L	10.0	1	05/11/22 08:22	05/14/22 15:59	7439-92-1	
Lithium	**40.8**	ug/L	20.0	1	05/11/22 08:22	05/14/22 15:59	7439-93-2	
Magnesium	**45500**	ug/L	1000	1	05/11/22 08:22	05/14/22 15:59	7439-95-4	
Manganese	**304**	ug/L	10.0	1	05/11/22 08:22	05/14/22 15:59	7439-96-5	
Molybdenum	**65.0**	ug/L	10.0	1	05/11/22 08:22	05/14/22 15:59	7439-98-7	
Potassium	**7980**	ug/L	1000	1	05/11/22 08:22	05/14/22 15:59	7440-09-7	
Silica	**13900**	ug/L	450	1	05/11/22 08:22	05/14/22 15:59	7631-86-9	N2
Sodium	**192000**	ug/L	1000	1	05/11/22 08:22	05/14/22 15:59	7440-23-5	
6010 MET ICP, Dissolved	Analytical Method: EPA 6010 Preparation Method: EPA 3010							
	Pace Analytical Services - Indianapolis							
Manganese, Dissolved	**302**	ug/L	10.0	1	05/10/22 14:09	05/14/22 14:23	7439-96-5	
Molybdenum, Dissolved	**64.1**	ug/L	10.0	1	05/10/22 14:09	05/14/22 14:23	7439-98-7	
6020 MET ICPMS	Analytical Method: EPA 6020 Preparation Method: EPA 200.2							
	Pace Analytical Services - Indianapolis							
Antimony	ND	ug/L	1.0	1	05/05/22 13:05	05/09/22 11:44	7440-36-0	
Arsenic	**448**	ug/L	5.0	5	05/05/22 13:05	05/10/22 03:09	7440-38-2	
Beryllium	ND	ug/L	0.20	1	05/05/22 13:05	05/09/22 11:44	7440-41-7	
Cobalt	ND	ug/L	1.0	1	05/05/22 13:05	05/09/22 11:44	7440-48-4	
Selenium	ND	ug/L	1.0	1	05/05/22 13:05	05/09/22 11:44	7782-49-2	
Thallium	ND	ug/L	1.0	1	05/05/22 13:05	05/09/22 11:44	7440-28-0	
7470 Mercury	Analytical Method: EPA 7470 Preparation Method: EPA 7470							
	Pace Analytical Services - Indianapolis							
Mercury	ND	ug/L	0.20	1	05/09/22 10:44	05/09/22 17:15	7439-97-6	
2320B Alkalinity	Analytical Method: SM 2320B							
	Pace Analytical Services - Indianapolis							
Alkalinity, Total as CaCO3	**272**	mg/L	2.0	1		05/09/22 12:01		
Alkalinity,Bicarbonate (CaCO3)	**272**	mg/L	2.0	1		05/09/22 12:01		
Alkalinity,Carbonate (CaCO3)	ND	mg/L	2.0	1		05/09/22 12:01		

REPORT OF LABORATORY ANALYSIS

This report shall not be reproduced, except in full,
without the written consent of Pace Analytical Services, LLC.

Pace Analytical Services, LLC
7726 Moller Road
Indianapolis, IN 46268
(317)228-3100

ANALYTICAL RESULTS

Project: Harding St Profile 1 Report 1
Pace Project No.: 50315350

Sample: MW-10S **Lab ID: 50315350002** Collected: 05/02/22 14:55 Received: 05/03/22 13:50 Matrix: Water

Parameters	Results	Units	Report Limit	DF	Prepared	Analyzed	CAS No.	Qual
2540C Total Dissolved Solids	Analytical Method: SM 2540C Pace Analytical Services - Indianapolis							
Total Dissolved Solids	**1320**	mg/L	20.0	1		05/05/22 14:12		
4500H+ pH, Electrometric	Analytical Method: SM 4500-H+B Pace Analytical Services - Indianapolis							
pH at 25 Degrees C	**7.7**	Std. Units	0.10	1		05/05/22 15:11		H3
4500S2D Sulfide Water	Analytical Method: SM 4500-S2-D Pace Analytical Services - Indianapolis							
Sulfide	ND	mg/L	0.10	1		05/06/22 14:17	18496-25-8	
Iron, Ferrous	Analytical Method: HACH 8146 Pace Analytical Services - Indianapolis							
Iron, Ferrous	ND	mg/L	0.20	1		05/10/22 10:17	15438-31-0	H3,N2
353.2 Nitrogen, NO2/NO3 unpres	Analytical Method: EPA 353.2 Pace Analytical Services - Indianapolis							
Nitrogen, Nitrate	ND	mg/L	0.10	1		05/03/22 16:03	14797-55-8	
Nitrogen, Nitrite	ND	mg/L	0.10	1		05/03/22 16:03	14797-65-0	
365.1 Total Phosphorus	Analytical Method: EPA 365.1 Preparation Method: EPA 365.1 Pace Analytical Services - Indianapolis							
Phosphate as P04	**1.2**	mg/L	0.15	1	05/06/22 09:00	05/09/22 10:41		
5310C TOC	Analytical Method: SM 5310C Pace Analytical Services - Indianapolis							
Total Organic Carbon	**2.0**	mg/L	1.0	1		05/09/22 23:23	7440-44-0	
5310C Dissolved Organic Carbon	Analytical Method: SM 5310C Pace Analytical Services - Indianapolis							
Dissolved Organic Carbon	**2.0**	mg/L	1.0	1		05/12/22 17:55		

REPORT OF LABORATORY ANALYSIS

This report shall not be reproduced, except in full,
without the written consent of Pace Analytical Services, LLC.

Pace Analytical Services, LLC
7726 Moller Road
Indianapolis, IN 46268
(317)228-3100

ANALYTICAL RESULTS

Project: Harding St Profile 1 Report 1
Pace Project No.: 50315350

Sample: MW-3D **Lab ID: 50315350003** Collected: 05/02/22 15:35 Received: 05/03/22 13:50 Matrix: Water

Parameters	Results	Units	Report Limit	DF	Prepared	Analyzed	CAS No.	Qual
9056 IC Anions	Analytical Method: EPA 9056							
	Pace Analytical Services - Indianapolis							
Chloride	**104**	mg/L	2.5	10		05/06/22 15:05	16887-00-6	
Fluoride	**0.14**	mg/L	0.10	1		05/06/22 14:48	16984-48-8	
Sulfate	**38.5**	mg/L	2.5	10		05/06/22 15:05	14808-79-8	
6010 MET ICP	Analytical Method: EPA 6010 Preparation Method: EPA 3010							
	Pace Analytical Services - Indianapolis							
Aluminum	ND	ug/L	200	1	05/11/22 08:22	05/14/22 16:01	7429-90-5	
Barium	**66.0**	ug/L	10.0	1	05/11/22 08:22	05/14/22 16:01	7440-39-3	
Boron	**250**	ug/L	100	1	05/11/22 08:22	05/14/22 16:01	7440-42-8	
Cadmium	ND	ug/L	2.0	1	05/11/22 08:22	05/14/22 16:01	7440-43-9	
Calcium	**62900**	ug/L	1000	1	05/11/22 08:22	05/14/22 16:01	7440-70-2	
Chromium	ND	ug/L	10.0	1	05/11/22 08:22	05/14/22 16:01	7440-47-3	
Iron	**970**	ug/L	100	1	05/11/22 08:22	05/14/22 16:01	7439-89-6	
Lead	ND	ug/L	10.0	1	05/11/22 08:22	05/14/22 16:01	7439-92-1	
Lithium	ND	ug/L	20.0	1	05/11/22 08:22	05/14/22 16:01	7439-93-2	
Magnesium	**15200**	ug/L	1000	1	05/11/22 08:22	05/14/22 16:01	7439-95-4	
Manganese	**157**	ug/L	10.0	1	05/11/22 08:22	05/14/22 16:01	7439-96-5	
Molybdenum	ND	ug/L	10.0	1	05/11/22 08:22	05/14/22 16:01	7439-98-7	
Potassium	**3040**	ug/L	1000	1	05/11/22 08:22	05/14/22 16:01	7440-09-7	
Silica	**9630**	ug/L	450	1	05/11/22 08:22	05/14/22 16:01	7631-86-9	N2
Sodium	**76600**	ug/L	1000	1	05/11/22 08:22	05/14/22 16:01	7440-23-5	
6010 MET ICP, Dissolved	Analytical Method: EPA 6010 Preparation Method: EPA 3010							
	Pace Analytical Services - Indianapolis							
Manganese, Dissolved	**162**	ug/L	10.0	1	05/10/22 14:09	05/14/22 14:25	7439-96-5	
Molybdenum, Dissolved	ND	ug/L	10.0	1	05/10/22 14:09	05/14/22 14:25	7439-98-7	
6020 MET ICPMS	Analytical Method: EPA 6020 Preparation Method: EPA 200.2							
	Pace Analytical Services - Indianapolis							
Antimony	ND	ug/L	1.0	1	05/05/22 13:05	05/09/22 11:48	7440-36-0	
Arsenic	**3.3**	ug/L	1.0	1	05/05/22 13:05	05/09/22 11:48	7440-38-2	
Beryllium	ND	ug/L	0.20	1	05/05/22 13:05	05/09/22 11:48	7440-41-7	
Cobalt	ND	ug/L	1.0	1	05/05/22 13:05	05/09/22 11:48	7440-48-4	
Selenium	ND	ug/L	1.0	1	05/05/22 13:05	05/09/22 11:48	7782-49-2	
Thallium	ND	ug/L	1.0	1	05/05/22 13:05	05/09/22 11:48	7440-28-0	
7470 Mercury	Analytical Method: EPA 7470 Preparation Method: EPA 7470							
	Pace Analytical Services - Indianapolis							
Mercury	ND	ug/L	0.20	1	05/09/22 10:44	05/09/22 17:18	7439-97-6	
2320B Alkalinity	Analytical Method: SM 2320B							
	Pace Analytical Services - Indianapolis							
Alkalinity, Total as CaCO3	**236**	mg/L	2.0	1		05/09/22 12:01		
Alkalinity,Bicarbonate (CaCO3)	**236**	mg/L	2.0	1		05/09/22 12:01		
Alkalinity,Carbonate (CaCO3)	ND	mg/L	2.0	1		05/09/22 12:01		

REPORT OF LABORATORY ANALYSIS

This report shall not be reproduced, except in full,
without the written consent of Pace Analytical Services, LLC.

Pace Analytical Services, LLC
7726 Moller Road
Indianapolis, IN 46268
(317)228-3100

ANALYTICAL RESULTS

Project: Harding St Profile 1 Report 1
Pace Project No.: 50315350

Sample: MW-3D **Lab ID: 50315350003** Collected: 05/02/22 15:35 Received: 05/03/22 13:50 Matrix: Water

Parameters	Results	Units	Report Limit	DF	Prepared	Analyzed	CAS No.	Qual
2540C Total Dissolved Solids	Analytical Method: SM 2540C Pace Analytical Services - Indianapolis							
Total Dissolved Solids	**441**	mg/L	10.0	1		05/05/22 14:13		
4500H+ pH, Electrometric	Analytical Method: SM 4500-H+B Pace Analytical Services - Indianapolis							
pH at 25 Degrees C	**7.6**	Std. Units	0.10	1		05/05/22 15:13		H3
4500S2D Sulfide Water	Analytical Method: SM 4500-S2-D Pace Analytical Services - Indianapolis							
Sulfide	ND	mg/L	0.10	1		05/06/22 14:17	18496-25-8	
Iron, Ferrous	Analytical Method: HACH 8146 Pace Analytical Services - Indianapolis							
Iron, Ferrous	ND	mg/L	0.20	1		05/10/22 10:17	15438-31-0	H3,N2
353.2 Nitrogen, NO2/NO3 unpres	Analytical Method: EPA 353.2 Pace Analytical Services - Indianapolis							
Nitrogen, Nitrate	ND	mg/L	0.10	1		05/03/22 16:05	14797-55-8	
Nitrogen, Nitrite	ND	mg/L	0.10	1		05/03/22 16:05	14797-65-0	
365.1 Total Phosphorus	Analytical Method: EPA 365.1 Preparation Method: EPA 365.1 Pace Analytical Services - Indianapolis							
Phosphate as P04	ND	mg/L	0.15	1	05/06/22 09:00	05/09/22 10:42		
5310C TOC	Analytical Method: SM 5310C Pace Analytical Services - Indianapolis							
Total Organic Carbon	**1.3**	mg/L	1.0	1		05/09/22 23:42	7440-44-0	
5310C Dissolved Organic Carbon	Analytical Method: SM 5310C Pace Analytical Services - Indianapolis							
Dissolved Organic Carbon	**2.0**	mg/L	1.0	1		05/12/22 18:07		

REPORT OF LABORATORY ANALYSIS

This report shall not be reproduced, except in full,
without the written consent of Pace Analytical Services, LLC.

Pace Analytical Services, LLC
7726 Moller Road
Indianapolis, IN 46268
(317)228-3100

ANALYTICAL RESULTS

Project: Harding St Profile 1 Report 1
Pace Project No.: 50315350

Sample: MW-3S **Lab ID: 50315350004** Collected: 05/02/22 14:25 Received: 05/03/22 13:50 Matrix: Water

Parameters	Results	Units	Report Limit	DF	Prepared	Analyzed	CAS No.	Qual
9056 IC Anions	Analytical Method: EPA 9056							
	Pace Analytical Services - Indianapolis							
Chloride	**56.6**	mg/L	2.5	10		05/06/22 15:54	16887-00-6	
Fluoride	ND	mg/L	0.10	1		05/06/22 15:38	16984-48-8	
Sulfate	**71.5**	mg/L	2.5	10		05/06/22 15:54	14808-79-8	
6010 MET ICP	Analytical Method: EPA 6010 Preparation Method: EPA 3010							
	Pace Analytical Services - Indianapolis							
Aluminum	ND	ug/L	200	1	05/11/22 08:22	05/14/22 16:03	7429-90-5	
Barium	**31.4**	ug/L	10.0	1	05/11/22 08:22	05/14/22 16:03	7440-39-3	
Boron	**447**	ug/L	100	1	05/11/22 08:22	05/14/22 16:03	7440-42-8	
Cadmium	ND	ug/L	2.0	1	05/11/22 08:22	05/14/22 16:03	7440-43-9	
Calcium	**89700**	ug/L	1000	1	05/11/22 08:22	05/14/22 16:03	7440-70-2	
Chromium	ND	ug/L	10.0	1	05/11/22 08:22	05/14/22 16:03	7440-47-3	
Iron	ND	ug/L	100	1	05/11/22 08:22	05/14/22 16:03	7439-89-6	
Lead	ND	ug/L	10.0	1	05/11/22 08:22	05/14/22 16:03	7439-92-1	
Lithium	ND	ug/L	20.0	1	05/11/22 08:22	05/14/22 16:03	7439-93-2	
Magnesium	**20600**	ug/L	1000	1	05/11/22 08:22	05/14/22 16:03	7439-95-4	
Manganese	**60.0**	ug/L	10.0	1	05/11/22 08:22	05/14/22 16:03	7439-96-5	
Molybdenum	**32.9**	ug/L	10.0	1	05/11/22 08:22	05/14/22 16:03	7439-98-7	
Potassium	**1390**	ug/L	1000	1	05/11/22 08:22	05/14/22 16:03	7440-09-7	
Silica	**7270**	ug/L	450	1	05/11/22 08:22	05/14/22 16:03	7631-86-9	N2
Sodium	**31000**	ug/L	1000	1	05/11/22 08:22	05/14/22 16:03	7440-23-5	
6010 MET ICP, Dissolved	Analytical Method: EPA 6010 Preparation Method: EPA 3010							
	Pace Analytical Services - Indianapolis							
Manganese, Dissolved	ND	ug/L	10.0	1	05/10/22 14:09	05/14/22 14:27	7439-96-5	
Molybdenum, Dissolved	**34.7**	ug/L	10.0	1	05/10/22 14:09	05/14/22 14:27	7439-98-7	
6020 MET ICPMS	Analytical Method: EPA 6020 Preparation Method: EPA 200.2							
	Pace Analytical Services - Indianapolis							
Antimony	**4.9**	ug/L	1.0	1	05/05/22 13:05	05/09/22 06:32	7440-36-0	
Arsenic	**1.3**	ug/L	1.0	1	05/05/22 13:05	05/09/22 06:32	7440-38-2	
Beryllium	ND	ug/L	0.20	1	05/05/22 13:05	05/09/22 06:32	7440-41-7	
Cobalt	ND	ug/L	1.0	1	05/05/22 13:05	05/09/22 06:32	7440-48-4	
Selenium	**26.4**	ug/L	1.0	1	05/05/22 13:05	05/09/22 06:32	7782-49-2	
Thallium	ND	ug/L	1.0	1	05/05/22 13:05	05/09/22 06:32	7440-28-0	
7470 Mercury	Analytical Method: EPA 7470 Preparation Method: EPA 7470							
	Pace Analytical Services - Indianapolis							
Mercury	ND	ug/L	0.20	1	05/09/22 10:44	05/09/22 17:20	7439-97-6	
2320B Alkalinity	Analytical Method: SM 2320B							
	Pace Analytical Services - Indianapolis							
Alkalinity, Total as CaCO3	**242**	mg/L	2.0	1		05/09/22 12:01		
Alkalinity,Bicarbonate (CaCO3)	**242**	mg/L	2.0	1		05/09/22 12:01		
Alkalinity,Carbonate (CaCO3)	ND	mg/L	2.0	1		05/09/22 12:01		

REPORT OF LABORATORY ANALYSIS

This report shall not be reproduced, except in full,
without the written consent of Pace Analytical Services, LLC.

Pace Analytical Services, LLC
7726 Moller Road
Indianapolis, IN 46268
(317)228-3100

ANALYTICAL RESULTS

Project: Harding St Profile 1 Report 1
Pace Project No.: 50315350

Sample: MW-3S **Lab ID: 50315350004** Collected: 05/02/22 14:25 Received: 05/03/22 13:50 Matrix: Water

Parameters	Results	Units	Report Limit	DF	Prepared	Analyzed	CAS No.	Qual
2540C Total Dissolved Solids	Analytical Method: SM 2540C Pace Analytical Services - Indianapolis							
Total Dissolved Solids	**457**	mg/L	10.0	1		05/05/22 14:14		
4500H+ pH, Electrometric	Analytical Method: SM 4500-H+B Pace Analytical Services - Indianapolis							
pH at 25 Degrees C	**7.4**	Std. Units	0.10	1		05/05/22 15:06		H3
4500S2D Sulfide Water	Analytical Method: SM 4500-S2-D Pace Analytical Services - Indianapolis							
Sulfide	ND	mg/L	0.10	1		05/06/22 14:17	18496-25-8	
Iron, Ferrous	Analytical Method: HACH 8146 Pace Analytical Services - Indianapolis							
Iron, Ferrous	ND	mg/L	0.20	1		05/10/22 10:17	15438-31-0	H3,N2
353.2 Nitrogen, NO2/NO3 unpres	Analytical Method: EPA 353.2 Pace Analytical Services - Indianapolis							
Nitrogen, Nitrate	**0.41**	mg/L	0.10	1		05/03/22 15:59	14797-55-8	
Nitrogen, Nitrite	ND	mg/L	0.10	1		05/03/22 15:59	14797-65-0	
365.1 Total Phosphorus	Analytical Method: EPA 365.1 Preparation Method: EPA 365.1 Pace Analytical Services - Indianapolis							
Phosphate as P04	ND	mg/L	0.15	1	05/06/22 09:00	05/09/22 10:43		
5310C TOC	Analytical Method: SM 5310C Pace Analytical Services - Indianapolis							
Total Organic Carbon	ND	mg/L	1.0	1		05/10/22 00:02	7440-44-0	
5310C Dissolved Organic Carbon	Analytical Method: SM 5310C Pace Analytical Services - Indianapolis							
Dissolved Organic Carbon	**1.8**	mg/L	1.0	1		05/12/22 18:17		

REPORT OF LABORATORY ANALYSIS

This report shall not be reproduced, except in full,
without the written consent of Pace Analytical Services, LLC.

Pace Analytical Services, LLC
7726 Moller Road
Indianapolis, IN 46268
(317)228-3100

QUALITY CONTROL DATA

Project: Harding St Profile 1 Report 1
Pace Project No.: 50315350

QC Batch: 674218
QC Batch Method: EPA 9056
Analysis Method: EPA 9056
Analysis Description: 9056 IC Anions
Laboratory: Pace Analytical Services - Indianapolis
Associated Lab Samples: 50315350001, 50315350002, 50315350003, 50315350004

METHOD BLANK: 3104169 Matrix: Water
Associated Lab Samples: 50315350001, 50315350002, 50315350003, 50315350004

Parameter	Units	Blank Result	Reporting Limit	Analyzed	Qualifiers
Chloride	mg/L	ND	0.25	05/06/22 07:15	
Fluoride	mg/L	ND	0.10	05/06/22 07:15	
Sulfate	mg/L	ND	0.25	05/06/22 07:15	

LABORATORY CONTROL SAMPLE: 3104170

Parameter	Units	Spike Conc.	LCS Result	LCS % Rec	% Rec Limits	Qualifiers
Chloride	mg/L	1.2	1.1	92	80-120	
Fluoride	mg/L	0.5	0.46	93	80-120	
Sulfate	mg/L	2.5	2.4	95	80-120	

MATRIX SPIKE & MATRIX SPIKE DUPLICATE: 3104171 3104172

Parameter	Units	50315315003 Result	MS Spike Conc.	MSD Spike Conc.	MS Result	MSD Result	MS % Rec	MSD % Rec	% Rec Limits	RPD	Max RPD	Qual
Chloride	mg/L	324	125	125	439	437	92	91	80-120	0	15	
Fluoride	mg/L	0.13	0.5	0.5	0.52	0.52	79	80	80-120	1	15	M0
Sulfate	mg/L	836	250	250	1080	1070	97	95	80-120	0	15	

Results presented on this page are in the units indicated by the "Units" column except where an alternate unit is presented to the right of the result.

REPORT OF LABORATORY ANALYSIS

This report shall not be reproduced, except in full,
without the written consent of Pace Analytical Services, LLC.

Pace Analytical Services, LLC
7726 Moller Road
Indianapolis, IN 46268
(317)228-3100

QUALITY CONTROL DATA

Project: Harding St Profile 1 Report 1
Pace Project No.: 50315350

QC Batch: 674733
QC Batch Method: EPA 7470
Analysis Method: EPA 7470
Analysis Description: 7470 Mercury
Laboratory: Pace Analytical Services - Indianapolis
Associated Lab Samples: 50315350001, 50315350002, 50315350003, 50315350004

METHOD BLANK: 3106756 Matrix: Water
Associated Lab Samples: 50315350001, 50315350002, 50315350003, 50315350004

Parameter	Units	Blank Result	Reporting Limit	Analyzed	Qualifiers
Mercury	ug/L	ND	0.20	05/09/22 16:27	

LABORATORY CONTROL SAMPLE: 3106757

Parameter	Units	Spike Conc.	LCS Result	LCS % Rec	% Rec Limits	Qualifiers
Mercury	ug/L	5	4.7	94	80-120	

MATRIX SPIKE & MATRIX SPIKE DUPLICATE: 3106758 3106759

Parameter	Units	50315308001 Result	MS Spike Conc.	MSD Spike Conc.	MS Result	MSD Result	MS % Rec	MSD % Rec	% Rec Limits	RPD	Max RPD	Qual
Mercury	ug/L	ND	5	5	4.9	4.9	97	97	75-125	0	20	

Results presented on this page are in the units indicated by the "Units" column except where an alternate unit is presented to the right of the result.

REPORT OF LABORATORY ANALYSIS

This report shall not be reproduced, except in full,
without the written consent of Pace Analytical Services, LLC.

Pace Analytical Services, LLC
7726 Moller Road
Indianapolis, IN 46268
(317)228-3100

QUALITY CONTROL DATA

Project: Harding St Profile 1 Report 1
Pace Project No.: 50315350

QC Batch: 674496
QC Batch Method: EPA 3010
Analysis Method: EPA 6010
Analysis Description: 6010 MET
Laboratory: Pace Analytical Services - Indianapolis
Associated Lab Samples: 50315350001, 50315350002, 50315350003, 50315350004

METHOD BLANK: 3105368 Matrix: Water
Associated Lab Samples: 50315350001, 50315350002, 50315350003, 50315350004

Parameter	Units	Blank Result	Reporting Limit	Analyzed	Qualifiers
Aluminum	ug/L	ND	200	05/14/22 19:44	
Barium	ug/L	ND	10.0	05/14/22 19:44	
Boron	ug/L	ND	100	05/14/22 19:44	
Cadmium	ug/L	ND	2.0	05/14/22 19:44	
Calcium	ug/L	ND	1000	05/14/22 19:44	
Chromium	ug/L	ND	10.0	05/14/22 19:44	
Iron	ug/L	ND	100	05/14/22 19:44	
Lead	ug/L	ND	10.0	05/14/22 19:44	
Lithium	ug/L	ND	20.0	05/14/22 19:44	
Magnesium	ug/L	ND	1000	05/14/22 19:44	
Manganese	ug/L	ND	10.0	05/14/22 19:44	
Molybdenum	ug/L	ND	10.0	05/14/22 19:44	
Potassium	ug/L	ND	1000	05/14/22 19:44	
Silica	ug/L	ND	450	05/14/22 19:44	N2
Sodium	ug/L	ND	1000	05/14/22 19:44	

LABORATORY CONTROL SAMPLE: 3105369

Parameter	Units	Spike Conc.	LCS Result	LCS % Rec	% Rec Limits	Qualifiers
Aluminum	ug/L	10000	9960	100	80-120	
Barium	ug/L	1000	1010	101	80-120	
Boron	ug/L	1000	998	100	80-120	
Cadmium	ug/L	1000	950	95	80-120	
Calcium	ug/L	10000	10100	101	80-120	
Chromium	ug/L	1000	992	99	80-120	
Iron	ug/L	10000	9940	99	80-120	
Lead	ug/L	1000	938	94	80-120	
Lithium	ug/L	1000	994	99	80-120	
Magnesium	ug/L	10000	9780	98	80-120	
Manganese	ug/L	1000	975	97	80-120	
Molybdenum	ug/L	1000	998	100	80-120	
Potassium	ug/L	10000	9920	99	80-120	
Silica	ug/L	10700	10300	97	80-120	N2
Sodium	ug/L	10000	9820	98	80-120	

Results presented on this page are in the units indicated by the "Units" column except where an alternate unit is presented to the right of the result.

REPORT OF LABORATORY ANALYSIS

This report shall not be reproduced, except in full,
without the written consent of Pace Analytical Services, LLC.

Pace Analytical Services, LLC
7726 Moller Road
Indianapolis, IN 46268
(317)228-3100

QUALITY CONTROL DATA

Project: Harding St Profile 1 Report 1
Pace Project No.: 50315350

MATRIX SPIKE & MATRIX SPIKE DUPLICATE: 3105370 3105371

Parameter	Units	50315334004 Result	MS Spike Conc.	MSD Spike Conc.	MS Result	MSD Result	MS % Rec	MSD % Rec	% Rec Limits	RPD	Max RPD	Qual
Aluminum	ug/L	228	10000	10000	10400	10300	101	100	75-125	1	20	
Barium	ug/L	33.5	1000	1000	1040	1020	101	99	75-125	2	20	
Boron	ug/L	7220	1000	1000	8470	8700	124	147	75-125	3	20	P6
Cadmium	ug/L	ND	1000	1000	997	984	100	98	75-125	1	20	
Calcium	ug/L	255000	10000	10000	263000	270000	78	150	75-125	3	20	P6
Chromium	ug/L	ND	1000	1000	999	988	100	99	75-125	1	20	
Iron	ug/L	6280	10000	10000	16200	16300	99	100	75-125	1	20	
Lead	ug/L	ND	1000	1000	920	916	92	92	75-125	0	20	
Lithium	ug/L	ND	1000	1000	1050	1030	104	102	75-125	2	20	
Magnesium	ug/L	38600	10000	10000	48900	50100	103	115	75-125	2	20	
Manganese	ug/L	1240	1000	1000	2240	2260	100	102	75-125	1	20	
Molybdenum	ug/L	82.9	1000	1000	1110	1110	103	103	75-125	0	20	
Potassium	ug/L	2450	10000	10000	12700	12600	103	102	75-125	1	20	
Silica	ug/L	12100	10700	10700	23200	23500	103	107	75-125	1	20	N2
Sodium	ug/L	18900	10000	10000	29300	29500	103	106	75-125	1	20	

Results presented on this page are in the units indicated by the "Units" column except where an alternate unit is presented to the right of the result.

REPORT OF LABORATORY ANALYSIS

This report shall not be reproduced, except in full,
without the written consent of Pace Analytical Services, LLC.

Pace Analytical Services, LLC
7726 Moller Road
Indianapolis, IN 46268
(317)228-3100

QUALITY CONTROL DATA

Project: Harding St Profile 1 Report 1
Pace Project No.: 50315350

QC Batch: 674474
QC Batch Method: EPA 3010
Analysis Method: EPA 6010
Analysis Description: 6010 MET Dissolved
Laboratory: Pace Analytical Services - Indianapolis
Associated Lab Samples: 50315350001, 50315350002, 50315350003, 50315350004

METHOD BLANK: 3105256 Matrix: Water
Associated Lab Samples: 50315350001, 50315350002, 50315350003, 50315350004

Parameter	Units	Blank Result	Reporting Limit	Analyzed	Qualifiers
Manganese, Dissolved	ug/L	ND	10.0	05/14/22 14:17	
Molybdenum, Dissolved	ug/L	ND	10.0	05/14/22 14:17	

LABORATORY CONTROL SAMPLE: 3105257

Parameter	Units	Spike Conc.	LCS Result	LCS % Rec	% Rec Limits	Qualifiers
Manganese, Dissolved	ug/L	1000	1000	100	80-120	
Molybdenum, Dissolved	ug/L	1000	1030	103	80-120	

MATRIX SPIKE & MATRIX SPIKE DUPLICATE: 3105258 3105259

Parameter	Units	50315394002 Result	MS Spike Conc.	MSD Spike Conc.	MS Result	MSD Result	MS % Rec	MSD % Rec	% Rec Limits	RPD	Max RPD	Qual
Manganese, Dissolved	ug/L	1.0J	1000	1000	976	995	97	99	75-125	2	20	
Molybdenum, Dissolved	ug/L	1.2J	1000	1000	1040	1050	103	105	75-125	2	20	

Results presented on this page are in the units indicated by the "Units" column except where an alternate unit is presented to the right of the result.

REPORT OF LABORATORY ANALYSIS

This report shall not be reproduced, except in full,
without the written consent of Pace Analytical Services, LLC.

Pace Analytical Services, LLC
7726 Moller Road
Indianapolis, IN 46268
(317)228-3100

QUALITY CONTROL DATA

Project: Harding St Profile 1 Report 1
Pace Project No.: 50315350

QC Batch: 674508
QC Batch Method: EPA 200.2
Analysis Method: EPA 6020
Analysis Description: 6020 MET
Laboratory: Pace Analytical Services - Indianapolis
Associated Lab Samples: 50315350001, 50315350002, 50315350003, 50315350004

METHOD BLANK: 3105529 Matrix: Water
Associated Lab Samples: 50315350001, 50315350002, 50315350003, 50315350004

Parameter	Units	Blank Result	Reporting Limit	Analyzed	Qualifiers
Antimony	ug/L	ND	1.0	05/09/22 00:45	
Arsenic	ug/L	ND	1.0	05/09/22 00:45	
Beryllium	ug/L	ND	0.20	05/09/22 00:45	
Cobalt	ug/L	ND	1.0	05/09/22 00:45	
Selenium	ug/L	ND	1.0	05/09/22 00:45	
Thallium	ug/L	ND	1.0	05/09/22 00:45	

LABORATORY CONTROL SAMPLE: 3105530

Parameter	Units	Spike Conc.	LCS Result	LCS % Rec	% Rec Limits	Qualifiers
Antimony	ug/L	40	43.2	108	80-120	
Arsenic	ug/L	40	40.7	102	80-120	
Beryllium	ug/L	40	41.2	103	80-120	
Cobalt	ug/L	40	41.7	104	80-120	
Selenium	ug/L	40	40.6	102	80-120	
Thallium	ug/L	40	40.8	102	80-120	

MATRIX SPIKE & MATRIX SPIKE DUPLICATE: 3105531 3105532

Parameter	Units	50315350004 Result	MS Spike Conc.	MSD Spike Conc.	MS Result	MSD Result	MS % Rec	MSD % Rec	% Rec Limits	RPD	Max RPD	Qual
Antimony	ug/L	4.9	40	40	49.3	48.9	111	110	75-125	1	20	
Arsenic	ug/L	1.3	40	40	42.5	42.9	103	104	75-125	1	20	
Beryllium	ug/L	ND	40	40	38.3	38.1	96	95	75-125	0	20	
Cobalt	ug/L	ND	40	40	37.0	37.2	92	93	75-125	1	20	
Selenium	ug/L	26.4	40	40	66.7	65.4	101	97	75-125	2	20	
Thallium	ug/L	ND	40	40	40.7	40.9	102	102	75-125	1	20	

Results presented on this page are in the units indicated by the "Units" column except where an alternate unit is presented to the right of the result.

REPORT OF LABORATORY ANALYSIS

This report shall not be reproduced, except in full,
without the written consent of Pace Analytical Services, LLC.

Pace Analytical Services, LLC
7726 Moller Road
Indianapolis, IN 46268
(317)228-3100

QUALITY CONTROL DATA

Project: Harding St Profile 1 Report 1
Pace Project No.: 50315350

QC Batch: 675055 | Analysis Method: SM 2320B
QC Batch Method: SM 2320B | Analysis Description: 2320B Alkalinity
Laboratory: Pace Analytical Services - Indianapolis
Associated Lab Samples: 50315350001, 50315350002, 50315350003, 50315350004

METHOD BLANK: 3108597 Matrix: Water
Associated Lab Samples: 50315350001, 50315350002, 50315350003, 50315350004

Parameter	Units	Blank Result	Reporting Limit	Analyzed	Qualifiers
Alkalinity, Total as CaCO3	mg/L	ND	2.0	05/09/22 12:01	
Alkalinity,Bicarbonate (CaCO3)	mg/L	ND	2.0	05/09/22 12:01	
Alkalinity,Carbonate (CaCO3)	mg/L	ND	2.0	05/09/22 12:01	

LABORATORY CONTROL SAMPLE: 3108598

Parameter	Units	Spike Conc.	LCS Result	LCS % Rec	% Rec Limits	Qualifiers
Alkalinity, Total as CaCO3	mg/L	50	48.5	97	90-110	

SAMPLE DUPLICATE: 3108599

Parameter	Units	50315350004 Result	Dup Result	RPD	Max RPD	Qualifiers
Alkalinity, Total as CaCO3	mg/L	242	268	10	20	
Alkalinity,Bicarbonate (CaCO3)	mg/L	242	268	10	20	
Alkalinity,Carbonate (CaCO3)	mg/L	ND	ND		20	

SAMPLE DUPLICATE: 3108600

Parameter	Units	50315315003 Result	Dup Result	RPD	Max RPD	Qualifiers
Alkalinity, Total as CaCO3	mg/L	142	142	0	20	
Alkalinity,Bicarbonate (CaCO3)	mg/L	142	142	0	20	
Alkalinity,Carbonate (CaCO3)	mg/L	ND	ND		20	

Results presented on this page are in the units indicated by the "Units" column except where an alternate unit is presented to the right of the result.

REPORT OF LABORATORY ANALYSIS

This report shall not be reproduced, except in full,
without the written consent of Pace Analytical Services, LLC.

Pace Analytical Services, LLC
7726 Moller Road
Indianapolis, IN 46268
(317)228-3100

QUALITY CONTROL DATA

Project: Harding St Profile 1 Report 1
Pace Project No.: 50315350

QC Batch: 674549 | Analysis Method: SM 2540C
QC Batch Method: SM 2540C | Analysis Description: 2540C Total Dissolved Solids
Laboratory: Pace Analytical Services - Indianapolis
Associated Lab Samples: 50315350001, 50315350002, 50315350003, 50315350004

METHOD BLANK: 3105787 Matrix: Water
Associated Lab Samples: 50315350001, 50315350002, 50315350003, 50315350004

Parameter	Units	Blank Result	Reporting Limit	Analyzed	Qualifiers
Total Dissolved Solids	mg/L	ND	10.0	05/05/22 13:58	

LABORATORY CONTROL SAMPLE: 3105788

Parameter	Units	Spike Conc.	LCS Result	LCS % Rec	% Rec Limits	Qualifiers
Total Dissolved Solids	mg/L	300	286	95	80-120	

SAMPLE DUPLICATE: 3105789

Parameter	Units	50315345002 Result	Dup Result	RPD	Max RPD	Qualifiers
Total Dissolved Solids	mg/L	509	502	1	10	

SAMPLE DUPLICATE: 3105790

Parameter	Units	50315345003 Result	Dup Result	RPD	Max RPD	Qualifiers
Total Dissolved Solids	mg/L	1140	1150	1	10	

Results presented on this page are in the units indicated by the "Units" column except where an alternate unit is presented to the right of the result.

REPORT OF LABORATORY ANALYSIS

This report shall not be reproduced, except in full,
without the written consent of Pace Analytical Services, LLC.

Pace Analytical Services, LLC
7726 Moller Road
Indianapolis, IN 46268
(317)228-3100

QUALITY CONTROL DATA

Project: Harding St Profile 1 Report 1
Pace Project No.: 50315350

QC Batch: 674603
QC Batch Method: SM 4500-H+B
Analysis Method: SM 4500-H+B
Analysis Description: 4500H+B pH
Laboratory: Pace Analytical Services - Indianapolis
Associated Lab Samples: 50315350001, 50315350002, 50315350003, 50315350004

SAMPLE DUPLICATE: 3105973

Parameter	Units	50315334007 Result	Dup Result	RPD	Max RPD	Qualifiers
pH at 25 Degrees C	Std. Units	6.9	7.0	2	2	H3

SAMPLE DUPLICATE: 3105974

Parameter	Units	50315334001 Result	Dup Result	RPD	Max RPD	Qualifiers
pH at 25 Degrees C	Std. Units	7.1	7.0	1	2	H3

Results presented on this page are in the units indicated by the "Units" column except where an alternate unit is presented to the right of the result.

REPORT OF LABORATORY ANALYSIS

This report shall not be reproduced, except in full,
without the written consent of Pace Analytical Services, LLC.

Pace Analytical Services, LLC
7726 Moller Road
Indianapolis, IN 46268
(317)228-3100

QUALITY CONTROL DATA

Project: Harding St Profile 1 Report 1
Pace Project No.: 50315350

QC Batch: 674775 | Analysis Method: SM 4500-S2-D
QC Batch Method: SM 4500-S2-D | Analysis Description: 4500S2D Sulfide Water
Laboratory: Pace Analytical Services - Indianapolis
Associated Lab Samples: 50315350001, 50315350002, 50315350003, 50315350004

METHOD BLANK: 3106974 Matrix: Water
Associated Lab Samples: 50315350001, 50315350002, 50315350003, 50315350004

Parameter	Units	Blank Result	Reporting Limit	Analyzed	Qualifiers
Sulfide	mg/L	ND	0.10	05/06/22 14:17	

LABORATORY CONTROL SAMPLE: 3106975

Parameter	Units	Spike Conc.	LCS Result	LCS % Rec	% Rec Limits	Qualifiers
Sulfide	mg/L	0.5	0.50	101	90-110	

MATRIX SPIKE & MATRIX SPIKE DUPLICATE: 3106976 3106977

Parameter	Units	50315326001 Result	MS Spike Conc.	MSD Spike Conc.	MS Result	MSD Result	MS % Rec	MSD % Rec	% Rec Limits	RPD	Max RPD	Qual
Sulfide	mg/L	0.026J	0.5	0.5	0.46	0.46	86	87	90-110	1	20	M3

MATRIX SPIKE SAMPLE: 3106978

Parameter	Units	50315350004 Result	Spike Conc.	MS Result	MS % Rec	% Rec Limits	Qualifiers
Sulfide	mg/L	ND	0.5	0.53	107	90-110	

Results presented on this page are in the units indicated by the "Units" column except where an alternate unit is presented to the right of the result.

REPORT OF LABORATORY ANALYSIS

This report shall not be reproduced, except in full,
without the written consent of Pace Analytical Services, LLC.

Pace Analytical Services, LLC
7726 Moller Road
Indianapolis, IN 46268
(317)228-3100

QUALITY CONTROL DATA

Project: Harding St Profile 1 Report 1
Pace Project No.: 50315350

QC Batch: 675306 | Analysis Method: HACH 8146
QC Batch Method: HACH 8146 | Analysis Description: Iron, Ferrous
Laboratory: Pace Analytical Services - Indianapolis
Associated Lab Samples: 50315350001, 50315350002, 50315350003, 50315350004

METHOD BLANK: 3109467 Matrix: Water
Associated Lab Samples: 50315350001, 50315350002, 50315350003, 50315350004

Parameter	Units	Blank Result	Reporting Limit	Analyzed	Qualifiers
Iron, Ferrous	mg/L	ND	0.20	05/10/22 10:07	H3,N2

LABORATORY CONTROL SAMPLE: 3109468

Parameter	Units	Spike Conc.	LCS Result	LCS % Rec	% Rec Limits	Qualifiers
Iron, Ferrous	mg/L	1	0.99	99	90-110	H3,N2

MATRIX SPIKE & MATRIX SPIKE DUPLICATE: 3109469 3109470

Parameter	Units	50315247002 Result	MS Spike Conc.	MSD Spike Conc.	MS Result	MSD Result	MS % Rec	MSD % Rec	% Rec Limits	RPD	Max RPD	Qual
Iron, Ferrous	mg/L	59.8	100	100	156	157	96	97	90-110	0	20	H3,N2

MATRIX SPIKE SAMPLE: 3109471

Parameter	Units	50315334001 Result	Spike Conc.	MS Result	MS % Rec	% Rec Limits	Qualifiers
Iron, Ferrous	mg/L	ND	1	1.0	99	90-110	H3,N2

Results presented on this page are in the units indicated by the "Units" column except where an alternate unit is presented to the right of the result.

REPORT OF LABORATORY ANALYSIS

This report shall not be reproduced, except in full,
without the written consent of Pace Analytical Services, LLC.

Pace Analytical Services, LLC
7726 Moller Road
Indianapolis, IN 46268
(317)228-3100

QUALITY CONTROL DATA

Project: Harding St Profile 1 Report 1
Pace Project No.: 50315350

QC Batch: 674118
QC Batch Method: EPA 353.2
Analysis Method: EPA 353.2
Analysis Description: 353.2 Nitrate + Nitrite, Unpres.
Laboratory: Pace Analytical Services - Indianapolis
Associated Lab Samples: 50315350001, 50315350002, 50315350003, 50315350004

METHOD BLANK: 3103794 Matrix: Water
Associated Lab Samples: 50315350001, 50315350002, 50315350003, 50315350004

Parameter	Units	Blank Result	Reporting Limit	Analyzed	Qualifiers
Nitrogen, Nitrate	mg/L	ND	0.10	05/03/22 09:50	
Nitrogen, Nitrite	mg/L	ND	0.10	05/03/22 09:50	

LABORATORY CONTROL SAMPLE: 3103795

Parameter	Units	Spike Conc.	LCS Result	LCS % Rec	% Rec Limits	Qualifiers
Nitrogen, Nitrate	mg/L	1	0.95	95	90-110	
Nitrogen, Nitrite	mg/L	1	0.98	98	90-110	

MATRIX SPIKE & MATRIX SPIKE DUPLICATE: 3103796 3103797

Parameter	Units	50315315003 Result	MS Spike Conc.	MSD Spike Conc.	MS Result	MSD Result	MS % Rec	MSD % Rec	% Rec Limits	RPD	Max RPD	Qual
Nitrogen, Nitrate	mg/L	ND	1	1	0.90	0.90	81	81	90-110	1	20	
Nitrogen, Nitrite	mg/L	ND	1	1	0.92	0.92	91	91	90-110	0	20	

MATRIX SPIKE SAMPLE: 3104162

Parameter	Units	50315350004 Result	Spike Conc.	MS Result	MS % Rec	% Rec Limits	Qualifiers
Nitrogen, Nitrate	mg/L	0.41	1	1.3	93	90-110	
Nitrogen, Nitrite	mg/L	ND	1	0.94	94	90-110	

Results presented on this page are in the units indicated by the "Units" column except where an alternate unit is presented to the right of the result.

REPORT OF LABORATORY ANALYSIS

This report shall not be reproduced, except in full,
without the written consent of Pace Analytical Services, LLC.

Pace Analytical Services, LLC
7726 Moller Road
Indianapolis, IN 46268
(317)228-3100

QUALITY CONTROL DATA

Project: Harding St Profile 1 Report 1
Pace Project No.: 50315350

QC Batch: 674757 | Analysis Method: EPA 365.1
QC Batch Method: EPA 365.1 | Analysis Description: 365.1 Total Phosphorus
Laboratory: Pace Analytical Services - Indianapolis
Associated Lab Samples: 50315350001, 50315350002, 50315350003, 50315350004

METHOD BLANK: 3106922 Matrix: Water
Associated Lab Samples: 50315350001, 50315350002, 50315350003, 50315350004

Parameter	Units	Blank Result	Reporting Limit	Analyzed	Qualifiers
Phosphate as P04	mg/L	ND	0.15	05/09/22 13:03	

LABORATORY CONTROL SAMPLE: 3106923

Parameter	Units	Spike Conc.	LCS Result	LCS % Rec	% Rec Limits	Qualifiers
Phosphate as P04	mg/L		1.4			

MATRIX SPIKE & MATRIX SPIKE DUPLICATE: 3106924 3106925

Parameter	Units	50314995001 Result	MS Spike Conc.	MSD Spike Conc.	MS Result	MSD Result	MS % Rec	MSD % Rec	% Rec Limits	RPD	Max RPD	Qual
Phosphate as P04	mg/L	<0.15			1.5	1.5				3		

MATRIX SPIKE SAMPLE: 3106960

Parameter	Units	50315563004 Result	Spike Conc.	MS Result	MS % Rec	% Rec Limits	Qualifiers
Phosphate as P04	mg/L	ND		1.6			

Results presented on this page are in the units indicated by the "Units" column except where an alternate unit is presented to the right of the result.

REPORT OF LABORATORY ANALYSIS

This report shall not be reproduced, except in full,
without the written consent of Pace Analytical Services, LLC.

Pace Analytical Services, LLC
7726 Moller Road
Indianapolis, IN 46268
(317)228-3100

QUALITY CONTROL DATA

Project: Harding St Profile 1 Report 1
Pace Project No.: 50315350

QC Batch: 674970 — Analysis Method: SM 5310C
QC Batch Method: SM 5310C — Analysis Description: 5310C Total Organic Carbon
Laboratory: Pace Analytical Services - Indianapolis
Associated Lab Samples: 50315350001, 50315350002, 50315350003, 50315350004

METHOD BLANK: 3108205 Matrix: Water
Associated Lab Samples: 50315350001, 50315350002, 50315350003, 50315350004

Parameter	Units	Blank Result	Reporting Limit	Analyzed	Qualifiers
Total Organic Carbon	mg/L	ND	1.0	05/09/22 20:32	

LABORATORY CONTROL SAMPLE: 3108206

Parameter	Units	Spike Conc.	LCS Result	LCS % Rec	% Rec Limits	Qualifiers
Total Organic Carbon	mg/L	10	10.6	106	90-110	

MATRIX SPIKE & MATRIX SPIKE DUPLICATE: 3108207 3108208

Parameter	Units	50315385003 Result	MS Spike Conc.	MSD Spike Conc.	MS Result	MSD Result	MS % Rec	MSD % Rec	% Rec Limits	RPD	Max RPD	Qual
Total Organic Carbon	mg/L	0.74J	10	10	10.6	10.5	99	98	80-120	1	20	

MATRIX SPIKE SAMPLE: 3108209

Parameter	Units	50315390001 Result	Spike Conc.	MS Result	MS % Rec	% Rec Limits	Qualifiers
Total Organic Carbon	mg/L	1.1	10	10.8	96	80-120	

Results presented on this page are in the units indicated by the "Units" column except where an alternate unit is presented to the right of the result.

REPORT OF LABORATORY ANALYSIS

This report shall not be reproduced, except in full,
without the written consent of Pace Analytical Services, LLC.

Pace Analytical Services, LLC
7726 Moller Road
Indianapolis, IN 46268
(317)228-3100

QUALITY CONTROL DATA

Project: Harding St Profile 1 Report 1
Pace Project No.: 50315350

QC Batch: 675891 — Analysis Method: SM 5310C
QC Batch Method: SM 5310C — Analysis Description: 5310C Dissolved Organic Carbon
Laboratory: Pace Analytical Services - Indianapolis
Associated Lab Samples: 50315350001, 50315350002, 50315350003, 50315350004

METHOD BLANK: 3112045 Matrix: Water
Associated Lab Samples: 50315350001, 50315350002, 50315350003, 50315350004

Parameter	Units	Blank Result	Reporting Limit	Analyzed	Qualifiers
Dissolved Organic Carbon	mg/L	ND	1.0	05/12/22 15:05	

LABORATORY CONTROL SAMPLE: 3112046

Parameter	Units	Spike Conc.	LCS Result	LCS % Rec	% Rec Limits	Qualifiers
Dissolved Organic Carbon	mg/L	10	10.4	104	90-110	

MATRIX SPIKE & MATRIX SPIKE DUPLICATE: 3112047 3112048

Parameter	Units	50315476002 Result	MS Spike Conc.	MSD Spike Conc.	MS Result	MSD Result	MS % Rec	MSD % Rec	% Rec Limits	RPD	Max RPD	Qual
Dissolved Organic Carbon	mg/L	1.8	10	10	11.0	11.9	92	101	80-120	8	20	

MATRIX SPIKE SAMPLE: 3112049

Parameter	Units	50315308001 Result	Spike Conc.	MS Result	MS % Rec	% Rec Limits	Qualifiers
Dissolved Organic Carbon	mg/L	0.34J	10	9.9	95	80-120	

Results presented on this page are in the units indicated by the "Units" column except where an alternate unit is presented to the right of the result.

REPORT OF LABORATORY ANALYSIS

This report shall not be reproduced, except in full,
without the written consent of Pace Analytical Services, LLC.

Pace Analytical Services, LLC
7726 Moller Road
Indianapolis, IN 46268
(317)228-3100

ANALYTICAL RESULTS - RADIOCHEMISTRY

Project: Harding St Profile 1 Report 1
Pace Project No.: 50315350

Sample: MW-10D **Lab ID: 50315350001** Collected: 05/02/22 15:47 Received: 05/03/22 13:50 Matrix: Water
PWS: Site ID: Sample Type:

Parameters	Method	Act ± Unc (MDC) Carr Trac	Units	Analyzed	CAS No.	Qual
	Pace Analytical Services - Greensburg					
Radium-226	EPA 903.1	**0.300 ± 0.302 (0.471) C:NA T:88%**	pCi/L	06/02/22 16:22	13982-63-3	
	Pace Analytical Services - Greensburg					
Radium-228	EPA 904.0	**0.928 ± 0.369 (0.550) C:82% T:88%**	pCi/L	05/23/22 13:43	15262-20-1	
	Pace Analytical Services - Greensburg					
Total Radium	Total Radium Calculation	**1.23 ± 0.671 (1.02)**	pCi/L	06/09/22 16:02	7440-14-4	

This report shall not be reproduced, except in full,
without the written consent of Pace Analytical Services, LLC.

Pace Analytical Services, LLC
7726 Moller Road
Indianapolis, IN 46268
(317)228-3100

ANALYTICAL RESULTS - RADIOCHEMISTRY

Project: Harding St Profile 1 Report 1
Pace Project No.: 50315350

Sample: MW-10S **Lab ID: 50315350002** Collected: 05/02/22 14:55 Received: 05/03/22 13:50 Matrix: Water
PWS: Site ID: Sample Type:

Parameters	Method	Act ± Unc (MDC) Carr Trac	Units	Analyzed	CAS No.	Qual
	Pace Analytical Services - Greensburg					
Radium-226	EPA 903.1	**0.363 ± 0.285 (0.396) C:NA T:88%**	pCi/L	06/02/22 16:22	13982-63-3	
	Pace Analytical Services - Greensburg					
Radium-228	EPA 904.0	**0.614 ± 0.325 (0.555) C:82% T:88%**	pCi/L	05/23/22 13:43	15262-20-1	
	Pace Analytical Services - Greensburg					
Total Radium	Total Radium Calculation	**0.977 ± 0.610 (0.951)**	pCi/L	06/09/22 16:02	7440-14-4	

REPORT OF LABORATORY ANALYSIS

This report shall not be reproduced, except in full,
without the written consent of Pace Analytical Services, LLC.

Pace Analytical Services, LLC
7726 Moller Road
Indianapolis, IN 46268
(317)228-3100

ANALYTICAL RESULTS - RADIOCHEMISTRY

Project: Harding St Profile 1 Report 1
Pace Project No.: 50315350

Sample: MW-3D **Lab ID: 50315350003** Collected: 05/02/22 15:35 Received: 05/03/22 13:50 Matrix: Water
PWS: Site ID: Sample Type:

Parameters	Method	Act ± Unc (MDC) Carr Trac	Units	Analyzed	CAS No.	Qual
	Pace Analytical Services - Greensburg					
Radium-226	EPA 903.1	**0.278 ± 0.217 (0.255) C:NA T:86%**	pCi/L	06/02/22 16:22	13982-63-3	
	Pace Analytical Services - Greensburg					
Radium-228	EPA 904.0	**0.726 ± 0.379 (0.668) C:79% T:86%**	pCi/L	05/23/22 13:43	15262-20-1	
	Pace Analytical Services - Greensburg					
Total Radium	Total Radium Calculation	**1.00 ± 0.596 (0.923)**	pCi/L	06/09/22 16:02	7440-14-4	

This report shall not be reproduced, except in full,
without the written consent of Pace Analytical Services, LLC.

Pace Analytical Services, LLC
7726 Moller Road
Indianapolis, IN 46268
(317)228-3100

ANALYTICAL RESULTS - RADIOCHEMISTRY

Project: Harding St Profile 1 Report 1
Pace Project No.: 50315350

Sample: MW-3S **Lab ID: 50315350004** Collected: 05/02/22 14:25 Received: 05/03/22 13:50 Matrix: Water
PWS: Site ID: Sample Type:

Parameters	Method	Act ± Unc (MDC) Carr Trac	Units	Analyzed	CAS No.	Qual
	Pace Analytical Services - Greensburg					
Radium-226	EPA 903.1	**0.369 ± 0.254 (0.272) C:NA T:80%**	pCi/L	06/02/22 16:22	13982-63-3	
	Pace Analytical Services - Greensburg					
Radium-228	EPA 904.0	**0.162 ± 0.327 (0.721) C:78% T:80%**	pCi/L	05/23/22 13:43	15262-20-1	
	Pace Analytical Services - Greensburg					
Total Radium	Total Radium Calculation	**0.531 ± 0.581 (0.993)**	pCi/L	06/09/22 16:02	7440-14-4	

This report shall not be reproduced, except in full,
without the written consent of Pace Analytical Services, LLC.

Pace Analytical Services, LLC
7726 Moller Road
Indianapolis, IN 46268
(317)228-3100

QUALITY CONTROL - RADIOCHEMISTRY

Project: Harding St Profile 1 Report 1
Pace Project No.: 50315350

QC Batch: 503379
QC Batch Method: EPA 903.1
Analysis Method: EPA 903.1
Analysis Description: 903.1 Radium-226
Laboratory: Pace Analytical Services - Greensburg
Associated Lab Samples: 50315350001, 50315350002, 50315350003, 50315350004

METHOD BLANK: 2437427 Matrix: Water
Associated Lab Samples: 50315350001, 50315350002, 50315350003, 50315350004

Parameter	Act ± Unc (MDC) Carr Trac	Units	Analyzed	Qualifiers
Radium-226	0.103 ± 0.178 (0.318) C:NA T:88%	pCi/L	06/02/22 15:57	

Results presented on this page are in the units indicated by the "Units" column except where an alternate unit is presented to the right of the result.

REPORT OF LABORATORY ANALYSIS

This report shall not be reproduced, except in full,
without the written consent of Pace Analytical Services, LLC.

Pace Analytical Services, LLC
7726 Moller Road
Indianapolis, IN 46268
(317)228-3100

QUALITY CONTROL - RADIOCHEMISTRY

Project: Harding St Profile 1 Report 1
Pace Project No.: 50315350

QC Batch: 503380
QC Batch Method: EPA 904.0
Analysis Method: EPA 904.0
Analysis Description: 904.0 Radium 228
Laboratory: Pace Analytical Services - Greensburg
Associated Lab Samples: 50315350001, 50315350002, 50315350003, 50315350004

METHOD BLANK: 2437428 Matrix: Water
Associated Lab Samples: 50315350001, 50315350002, 50315350003, 50315350004

Parameter	Act ± Unc (MDC) Carr Trac	Units	Analyzed	Qualifiers
Radium-228	0.359 ± 0.334 (0.678) C:72% T:88%	pCi/L	05/23/22 13:43	

Results presented on this page are in the units indicated by the "Units" column except where an alternate unit is presented to the right of the result.

REPORT OF LABORATORY ANALYSIS

This report shall not be reproduced, except in full,
without the written consent of Pace Analytical Services, LLC.

Pace Analytical Services, LLC
7726 Moller Road
Indianapolis, IN 46268
(317)228-3100

QUALIFIERS

Project: Harding St Profile 1 Report 1
Pace Project No.: 50315350

DEFINITIONS

DF - Dilution Factor, if reported, represents the factor applied to the reported data due to dilution of the sample aliquot.

ND - Not Detected at or above adjusted reporting limit.

TNTC - Too Numerous To Count

J - Estimated concentration above the adjusted method detection limit and below the adjusted reporting limit.

MDL - Adjusted Method Detection Limit.

PQL - Practical Quantitation Limit.

RL - Reporting Limit - The lowest concentration value that meets project requirements for quantitative data with known precision and bias for a specific analyte in a specific matrix.

S - Surrogate

1,2-Diphenylhydrazine decomposes to and cannot be separated from Azobenzene using Method 8270. The result for each analyte is a combined concentration.

Consistent with EPA guidelines, unrounded data are displayed and have been used to calculate % recovery and RPD values.

LCS(D) - Laboratory Control Sample (Duplicate)

MS(D) - Matrix Spike (Duplicate)

DUP - Sample Duplicate

RPD - Relative Percent Difference

NC - Not Calculable.

SG - Silica Gel - Clean-Up

U - Indicates the compound was analyzed for, but not detected.

N-Nitrosodiphenylamine decomposes and cannot be separated from Diphenylamine using Method 8270. The result reported for each analyte is a combined concentration.

Reported results are not rounded until the final step prior to reporting. Therefore, calculated parameters that are typically reported as "Total" may vary slightly from the sum of the reported component parameters.

Act - Activity

Unc - Uncertainty: SDWA = 1.96 sigma count uncertainty, all other matrices = Expanded Uncertainty (95% confidence interval). Gamma Spec = Expanded Uncertainty (95.4% Confidence Interval)

(MDC) - Minimum Detectable Concentration

Trac - Tracer Recovery (%)

Carr - Carrier Recovery (%)

Pace Analytical is TNI accredited. Contact your Pace PM for the current list of accredited analytes.

TNI - The NELAC Institute.

ANALYTE QUALIFIERS

H3	Sample was received or analysis requested beyond the recognized method holding time.
M0	Matrix spike recovery and/or matrix spike duplicate recovery was outside laboratory control limits.
M3	Matrix spike recovery was outside laboratory control limits due to matrix interferences.
N2	The lab does not hold NELAC/TNI accreditation for this parameter but other accreditations/certifications may apply. A complete list of accreditations/certifications is available upon request.
P6	Matrix spike recovery was outside laboratory control limits due to a parent sample concentration notably higher than the spike level.

REPORT OF LABORATORY ANALYSIS

This report shall not be reproduced, except in full,
without the written consent of Pace Analytical Services, LLC.

Pace Analytical Services, LLC
7726 Moller Road
Indianapolis, IN 46268
(317)228-3100

QUALITY CONTROL DATA CROSS REFERENCE TABLE

Project: Harding St Profile 1 Report 1
Pace Project No.: 50315350

Lab ID	Sample ID	QC Batch Method	QC Batch	Analytical Method	Analytical Batch
50315350001	**MW-10D**	EPA 9056	674218		
50315350002	**MW-10S**	EPA 9056	674218		
50315350003	**MW-3D**	EPA 9056	674218		
50315350004	**MW-3S**	EPA 9056	674218		
50315350001	**MW-10D**	EPA 3010	674496	EPA 6010	676288
50315350002	**MW-10S**	EPA 3010	674496	EPA 6010	676288
50315350003	**MW-3D**	EPA 3010	674496	EPA 6010	676288
50315350004	**MW-3S**	EPA 3010	674496	EPA 6010	676288
50315350001	**MW-10D**	EPA 3010	674474	EPA 6010	676283
50315350002	**MW-10S**	EPA 3010	674474	EPA 6010	676283
50315350003	**MW-3D**	EPA 3010	674474	EPA 6010	676283
50315350004	**MW-3S**	EPA 3010	674474	EPA 6010	676283
50315350001	**MW-10D**	EPA 200.2	674508	EPA 6020	674742
50315350002	**MW-10S**	EPA 200.2	674508	EPA 6020	674742
50315350003	**MW-3D**	EPA 200.2	674508	EPA 6020	674742
50315350004	**MW-3S**	EPA 200.2	674508	EPA 6020	674742
50315350001	**MW-10D**	EPA 7470	674733	EPA 7470	675234
50315350002	**MW-10S**	EPA 7470	674733	EPA 7470	675234
50315350003	**MW-3D**	EPA 7470	674733	EPA 7470	675234
50315350004	**MW-3S**	EPA 7470	674733	EPA 7470	675234
50315350001	**MW-10D**	EPA 903.1	503379		
50315350002	**MW-10S**	EPA 903.1	503379		
50315350003	**MW-3D**	EPA 903.1	503379		
50315350004	**MW-3S**	EPA 903.1	503379		
50315350001	**MW-10D**	EPA 904.0	503380		
50315350002	**MW-10S**	EPA 904.0	503380		
50315350003	**MW-3D**	EPA 904.0	503380		
50315350004	**MW-3S**	EPA 904.0	503380		
50315350001	**MW-10D**	Total Radium Calculation	510623		
50315350002	**MW-10S**	Total Radium Calculation	510623		
50315350003	**MW-3D**	Total Radium Calculation	510623		
50315350004	**MW-3S**	Total Radium Calculation	510623		
50315350001	**MW-10D**	SM 2320B	675055		
50315350002	**MW-10S**	SM 2320B	675055		
50315350003	**MW-3D**	SM 2320B	675055		
50315350004	**MW-3S**	SM 2320B	675055		
50315350001	**MW-10D**	SM 2540C	674549		
50315350002	**MW-10S**	SM 2540C	674549		
50315350003	**MW-3D**	SM 2540C	674549		
50315350004	**MW-3S**	SM 2540C	674549		
50315350001	**MW-10D**	SM 4500-H+B	674603		
50315350002	**MW-10S**	SM 4500-H+B	674603		
50315350003	**MW-3D**	SM 4500-H+B	674603		
50315350004	**MW-3S**	SM 4500-H+B	674603		

REPORT OF LABORATORY ANALYSIS

This report shall not be reproduced, except in full,
without the written consent of Pace Analytical Services, LLC.

Pace Analytical Services, LLC
7726 Moller Road
Indianapolis, IN 46268
(317)228-3100

QUALITY CONTROL DATA CROSS REFERENCE TABLE

Project: Harding St Profile 1 Report 1
Pace Project No.: 50315350

Lab ID	Sample ID	QC Batch Method	QC Batch	Analytical Method	Analytical Batch
50315350001	**MW-10D**	SM 4500-S2-D	674775		
50315350002	**MW-10S**	SM 4500-S2-D	674775		
50315350003	**MW-3D**	SM 4500-S2-D	674775		
50315350004	**MW-3S**	SM 4500-S2-D	674775		
50315350001	**MW-10D**	HACH 8146	675306		
50315350002	**MW-10S**	HACH 8146	675306		
50315350003	**MW-3D**	HACH 8146	675306		
50315350004	**MW-3S**	HACH 8146	675306		
50315350001	**MW-10D**	EPA 353.2	674118		
50315350002	**MW-10S**	EPA 353.2	674118		
50315350003	**MW-3D**	EPA 353.2	674118		
50315350004	**MW-3S**	EPA 353.2	674118		
50315350001	**MW-10D**	EPA 365.1	674757	EPA 365.1	675315
50315350002	**MW-10S**	EPA 365.1	674757	EPA 365.1	675315
50315350003	**MW-3D**	EPA 365.1	674757	EPA 365.1	675315
50315350004	**MW-3S**	EPA 365.1	674757	EPA 365.1	675315
50315350001	**MW-10D**	SM 5310C	674970		
50315350002	**MW-10S**	SM 5310C	674970		
50315350003	**MW-3D**	SM 5310C	674970		
50315350004	**MW-3S**	SM 5310C	674970		
50315350001	**MW-10D**	SM 5310C	675891		
50315350002	**MW-10S**	SM 5310C	675891		
50315350003	**MW-3D**	SM 5310C	675891		
50315350004	**MW-3S**	SM 5310C	675891		

This report shall not be reproduced, except in full,
without the written consent of Pace Analytical Services, LLC.

WO# : 50315350

50315350

CHAIN-OF-CUSTODY / Analytical Request Document

The Chain-of-Custody is a LEGAL DOCUMENT. All relevant fields must be completed accurately.

Project Information:		Section C Invoice Information:	
Company: Atlas Indianapolis	Report To: Mark Breting	Attention:	Accounts Payable - Paula Sedam
Address: 7988 Centerpoint Drive Suite 100	Copy To:	Company Name:	Atlas Indianapolis
Indianapolis, IN 46256		Address:	
Email: mark.breting@oneatlas.com	Purchase Order #:	Pace Quote:	
Phone: (317)579-4082 Fax:	Project Name: Harding St Profile 1 Report 1	Pace Project Manager:	Hayden Putt
Requested Due Date:	Project #:	Pace Profile #:	10498/15

Regulatory Agency
State / Location
IN

ITEM #	SAMPLE ID (One Character per box. (A-Z, 0-9 / , -) Sample Ids must be unique)	MATRIX CODE (see valid codes to left)	SAMPLE TYPE (G=GRAB C=COMP)	COLLECTED START DATE	COLLECTED START TIME	COLLECTED END DATE	COLLECTED END TIME	SAMPLE TEMP AT COLLECTION	# OF CONTAINERS	Preservatives: Unpreserved	H2SO4	HNO3	HCl	NaOH + ZnAcetate	Na2S2O3	Methanol	Other	Analyses Test Y/N	TDS/ NO3,NO2-Wet	(Cl, F, SO4) by IC	Metals, Total*	Metals Diss. Field Filtered**	Rad-228	Rad-226	Alkalinity, Ferrous Iron, pH	TOC by 5310C	DOC by 5310C	Sulfide	Phosphate	Residual Chlorine (Y/N)	
	Requested Analysis Filtered (Y/N)																					Y					Y			
1	~~MW-1S~~ MW-10D	WT	G	5/2	1547				11	3	3	4		1					X	X	X	X	X	X	X	X	X	X		001
2	~~MW-1D~~ MW-10S	WT	G	5/2	1455				11	3	3	4		1					X	X	X	X	X	X	X	X	X	X		002
3	~~MW-2S~~ MW-3D	WT	G	5/2	1535				11	3	3	4		1					X	X	X	X	X	X	X	X	X	X		003
4	~~MW-2D~~ MW-3S	WT	G	5/2	1425				11	3	3	4		1					X	X	X	X	X	X	X	X	X	X		004
5	~~MW-3S~~	WT							11	3	3	4		1					X	X	X	X	X	X	X	X	X	X		
6	~~MW-3D~~	WT							11	3	3	4		1					X	X	X	X	X	X	X	X	X	X		
7	~~MW-4S~~	WT							11	3	3	4		1					X	X	X	X	X	X	X	X	X	X		
8	~~MW-4D~~	WT							11	3	3	4		1					X	X	X	X	X	X	X	X	X	X		
9	~~MW-5S~~	WT							11	3	3	4		1					X	X	X	X	X	X	X	X	X	X		
10	~~MW-5D~~	WT							11	3	3	4		1					X	X	X	X	X	X	X	X	X	X		
11	~~MW-6S~~	WT							11	3	3	4		1					X	X	X	X	X	X	X	X	X	X		
12	~~MW-6D~~	WT							11	3	3	4		1					X	X	X	X	X	X	X	X	X	X		

ADDITIONAL COMMENTS	RELINQUISHED BY / AFFILIATION	DATE	TIME	ACCEPTED BY / AFFILIATION	DATE	TIME
* Metals: 6010 (Al, Ba, B, Cd, Cr, Fe, Pb, Mn, Mo, Ca, Mg, Na, K, Li, SiO2)	P. Greg Hopper					
6020 (Be, Co, As, Se, Sb, Tl) 7470 Hg		5/3	915		5/3/22	1320
** Dissolved FF 6010 (Mo, Mn)		5/3/22	1350		5/3/22	1350
Alkalinity = (Total , Bicarb & Carb)						

SAMPLE CONDITIONS			
TEMP in C	Received on Ice (Y/N)	Custody Sealed Cooler (Y/N)	Samples Intact (Y/N)
2.6	Y	N	Y
1.2	X	N	Y

SAMPLER NAME AND SIGNATURE

PRINT Name of SAMPLER: P. Greg Hopper

SIGNATURE of SAMPLER:

DATE Signed: 5/3/22

F-IN-Q-290-rev.22, 22Apr2022

SAMPLE CONDITION UPON RECEIPT FORM

Date/Time and Initials of person examining contents: DMP 05/03/22 14:02

1. **Courier:** ☐ FED EX ☐ UPS ☐ CLIENT ☑ PACE ☐ USPS ☐ OTHER ____

2. **Custody Seal on Cooler/Box Present:** ☐ Yes ☑ No

(If yes)Seals Intact: ☐ Yes ☐ No **(leave blank if no seals were present)**

3. **Thermometer:** 1 2 3 4 5 6 A B C D (E) F

4. **Cooler Temperature(s):** 3.2/2.6°C | 1.8/1.2°C | | |
(Initial/Corrected) RECORD TEMPS OF ALL COOLERS RECEIVED (use Comments below to add more)

5. **Packing Material:** ☐ Bubble Wrap ☑ Bubble Bags ☐ None ☑ Other Plastic Bags

6. **Ice Type:** ☑ Wet ☐ Blue ☐ None

7. **If temp. is over 6°C or under 0°C, was the PM notified?:** ☐ Yes ☐ No
Cooler temp should be above freezing to 6°C

All discrepancies will be written out in the comments section below.

	Yes	No		Yes	No	N/A
USDA Regulated Soils? (HI, ID, NY, WA, OR,CA, NM, TX, OK, AR, LA, TN, AL, MS, NC, SC, GA, FL, or Puerto Rico)		✓	All containers needing acid/base preservation have been pH CHECKED?: **Exceptions: VOA, coliform, LLHg, O&G, RAD CHEM, and any container with a septum cap or preserved with HCl.** **Circle: HNO3 (<2) H2SO4 (<2) NaOH (>10) NaOH/ZnAc (>9)** Any non-conformance to pH recommendations will be noted on the container count form	✓		
Short Hold Time Analysis (48 hours or less)? **Analysis:** NO_3/NO_2 Wet	✓					
Time 5035A TC placed in Freezer or Short Holds To Lab	Time: 1430		Residual Chlorine Check (SVOC 625 Pest/PCB 608)	Present	Absent	N/A ✓
Rush TAT Requested (4 days or less): Not Listed		✓	Residual Chlorine Check (Total/Amenable/Free Cyanide)			✓
Custody Signatures Present?	✓		Headspace Wisconsin Sulfide?			✓
Containers Intact?:	✓		Headspace in VOA Vials (>6mm): See Containter Count form for details	Present	Absent	No VOA Vials Sent ✓
Sample Label (IDs/Dates/Times) Match COC?: Except TCs, which only require sample ID		✓	Trip Blank Present?		✓	
Extra labels on Terracore Vials? (soils only)		N/A	Trip Blank Custody Seals?:			✓

COMMENTS: RCVD MW-35 05/02/22 1425, not on COC. /DMP 5/3/22

COC PAGE 1 **of** 1

Sample Container Count

SBS
DI
MeOH (only)
BK
Kit

** Place a RED dot on containers that are out of conformance **

COC Line Item	WGFU	R	DG9H VG9H	VOA VIAL HS (>6mm)	VG9U	DG9U	VG9T	AG0U	AG1H	AG1U	AG2U	AG3S	AG3SF	AG3C	BP1U	BP1N	BP2U	BP3U	BP3N	BP3F	BP3S	BP3B	BP3Z	CG3H	Syringe Kit			Matrix	HNO3/ H2SO4 pH <2	NaOH/ ZNAc pH >9	NaOH pH>10
1												1	1			2	1	2	1	1	1		1					WT	✓	✓	
2												↓	↓			↓	↓	↓	↓	↓	↓		↓					↓	↓	↓	
3												↓	↓			↓	↓	↓	↓	↓	↓		↓					↓	↓	↓	
4							MW-35	5/2/22	1425			↓	↓			↓	↓	↓	↓	↓	↓		↓					↓	↓	↓	
5																															
6																															
7																															
8																															
9																															
10																															
11																															
12																															

Container Codes

Glass

DG9H	40mL HCl amber voa vial	BG1T	1L Na Thiosulfate clear glass	BP1B	1L NaOH plastic
DG9P	40mL TSP amber vial	BG1U	1L unpreserved glass	BP1N	1L HNO3 plastic
DG9S	40mL H2SO4 amber vial	BG3H	250mL HCl Clear Glass	BP1S	1L H2SO4 plastic
DG9T	40mL Na Thio amber vial	BG3U	250mL Unpres Clear Glass	BP1U	1L unpreserved plastic
DG9U	40mL unpreserved amber vial	AG0U	100mL unpres amber glass	BP1Z	1L NaOH, Zn, Ac
VG9H	40mL HCl clear vial	AG1H	1L HCl amber glass	BP2N	500mL HNO3 plastic
VG9T	40mL Na Thio. clear vial	AG1S	1L H2SO4 amber glass	BP2C	500mL NaOH plastic
VG9U	40mL unpreserved clear vial	AG1T	1L Na Thiosulfate amber glass	BP2S	500mL H2SO4 plastic
I	40mL w/hexane wipe vial	AG1U	1liter unpres amber glass	BP2U	500mL unpreserved plastic
WGKU	8oz unpreserved clear jar	AG2N	500mL HNO3 amber glass	BP2Z	500mL NaOH, Zn Ac
WGFU	4oz clear soil jar	AG2S	500mL H2SO4 amber glass	BP3B	250mL NaOH plastic
JGFU	4oz unpreserved amber wide	AG2U	500mL unpres amber glass	BP3N	250mL HNO3 plastic
CG3H	250mL clear glass HCl	AG3S	250mL H2SO4 amber glass	BP3F	250mL HNO3 plastic-field filtered
BG1H	1L HCl clear glass	AG3SF	250mL H2SO4 amb glass -field filtered	BP3U	250mL unpreserved plastic
BG1S	1L H2SO4 clear glass	AG3U	250mL unpres amber glass	BP3S	250mL H2SO4 plastic
GN	General	AG3C	250mL NaOH amber glass	BP3Z	250mL NaOH, ZnAc plastic

Plastic / Misc.

BP4U	125mL unpreserved plastic
BP4N	125mL HNO3 plastic
BP4S	125mL H2SO4 plastic

Syringe Kit	LL Cr+6 sampling kit

AF	Air Filter
C	Air Cassettes
R	Terracore kit
SP5T	120mL Coliform Na Thiosulfate
U	Summa Can
ZPLC	Ziploc Bag

WT		Water	
SL		Solid	
NAL	OL	Non-aqueous liquid	Oil
WP		Wipe	

Pace Analytical Services, LLC
7726 Moller Road
Indianapolis, IN 46268
(317)228-3100

August 01, 2022

Mr. Mark Breting
ATC Group Services
7988 Centerpoint Drive
Suite 100
Indianapolis, IN 46256

RE: Project: Harding St Profile 1 Report 1
Pace Project No.: 50315730

Dear Mr. Breting:

Enclosed are the analytical results for sample(s) received by the laboratory on May 05, 2022. The results relate only to the samples included in this report. Results reported herein conform to the applicable TNI/NELAC Standards and the laboratory's Quality Manual, where applicable, unless otherwise noted in the body of the report.

The test results provided in this final report were generated by each of the following laboratories within the Pace Network:

- Pace Analytical Services - Indianapolis
- Pace Analytical Services - Greensburg

If you have any questions concerning this report, please feel free to contact me.

Sincerely,

Hayden Putt
hayden.putt@pacelabs.com
(317)228-3145
Project Manager

Enclosures

cc: Mr. Robert Miller, Haley & Aldrich

This report shall not be reproduced, except in full,
without the written consent of Pace Analytical Services, LLC.

Pace Analytical Services, LLC
7726 Moller Road
Indianapolis, IN 46268
(317)228-3100

CERTIFICATIONS

Project: Harding St Profile 1 Report 1
Pace Project No.: 50315730

Pace Analytical Services Pennsylvania

1638 Roseytown Rd Suites 2,3&4, Greensburg, PA 15601
ANAB DOD-ELAP Rad Accreditation #: L2417
Alabama Certification #: 41590
Arizona Certification #: AZ0734
Arkansas Certification
California Certification #: 04222CA
Colorado Certification #: PA01547
Connecticut Certification #: PH-0694
Delaware Certification
EPA Region 4 DW Rad
Florida/TNI Certification #: E87683
Georgia Certification #: C040
Florida: Cert E871149 SEKS WET
Guam Certification
Hawaii Certification
Idaho Certification
Illinois Certification
Indiana Certification
Iowa Certification #: 391
Kansas/TNI Certification #: E-10358
Kentucky Certification #: KY90133
KY WW Permit #: KY0098221
KY WW Permit #: KY0000221
Louisiana DHH/TNI Certification #: LA180012
Louisiana DEQ/TNI Certification #: 4086
Maine Certification #: 2017020
Maryland Certification #: 308
Massachusetts Certification #: M-PA1457
Michigan/PADEP Certification #: 9991
Missouri Certification #: 235
Montana Certification #: Cert0082
Nebraska Certification #: NE-OS-29-14
Nevada Certification #: PA014572018-1
New Hampshire/TNI Certification #: 297617
New Jersey/TNI Certification #: PA051
New Mexico Certification #: PA01457
New York/TNI Certification #: 10888
North Carolina Certification #: 42706
North Dakota Certification #: R-190
Ohio EPA Rad Approval: #41249
Oregon/TNI Certification #: PA200002-010
Pennsylvania/TNI Certification #: 65-00282
Puerto Rico Certification #: PA01457
Rhode Island Certification #: 65-00282
South Dakota Certification
Tennessee Certification #: 02867
Texas/TNI Certification #: T104704188-17-3
Utah/TNI Certification #: PA014572017-9
USDA Soil Permit #: P330-17-00091
Vermont Dept. of Health: ID# VT-0282
Virgin Island/PADEP Certification
Virginia/VELAP Certification #: 460198
Washington Certification #: C868
West Virginia DEP Certification #: 143
West Virginia DHHR Certification #: 9964C
Wisconsin Approve List for Rad
Wyoming Certification #: 8TMS-L

Pace Analytical Services Indianapolis

7726 Moller Road, Indianapolis, IN 46268
Illinois Accreditation #: 200074
Indiana Drinking Water Laboratory #: C-49-06
Kansas/TNI Certification #: E-10177
Kentucky UST Agency Interest #: 80226
Kentucky WW Laboratory ID #: 98019
Michigan Drinking Water Laboratory #9050
Ohio VAP Certified Laboratory #: CL0065
Oklahoma Laboratory #: 9204
Texas Certification #: T104704355
Wisconsin Laboratory #: 999788130
USDA Soil Permit #: P330-19-00257

REPORT OF LABORATORY ANALYSIS

This report shall not be reproduced, except in full,
without the written consent of Pace Analytical Services, LLC.

Pace Analytical Services, LLC
7726 Moller Road
Indianapolis, IN 46268
(317)228-3100

SAMPLE SUMMARY

Project: Harding St Profile 1 Report 1
Pace Project No.: 50315730

Lab ID	Sample ID	Matrix	Date Collected	Date Received
50315730001	**MW-4S**	Water	05/04/22 11:42	05/05/22 15:10
50315730002	**MW-5S**	Water	05/04/22 13:36	05/05/22 15:10
50315730003	**MW-6S**	Water	05/04/22 15:11	05/05/22 15:10
50315730004	**MW-7D**	Water	05/04/22 14:20	05/05/22 15:10
50315730005	**MW-2S**	Water	05/04/22 10:40	05/05/22 15:10
50315730006	**MW-7S**	Water	05/04/22 13:10	05/05/22 15:10
50315730007	**MW-2D**	Water	05/04/22 10:47	05/05/22 15:10
50315730008	**MW-13S**	Water	05/04/22 13:02	05/05/22 15:10
50315730009	**MW-13D**	Water	05/04/22 14:31	05/05/22 15:10
50315730010	**MW-2S RAD MS**	Water	05/04/22 10:40	05/05/22 15:10
50315730011	**MW-2S RAD MSD**	Water	05/04/22 10:40	05/05/22 15:10
50315733006	**DUP-1**	Water	05/04/22 13:10	05/05/22 15:10

This report shall not be reproduced, except in full,
without the written consent of Pace Analytical Services, LLC.

Pace Analytical Services, LLC
7726 Moller Road
Indianapolis, IN 46268
(317)228-3100

SAMPLE ANALYTE COUNT

Project: Harding St Profile 1 Report 1
Pace Project No.: 50315730

Lab ID	Sample ID	Method	Analysts	Analytes Reported	Laboratory
50315730001	**MW-4S**	EPA 9056	BK1	3	PASI-I
		EPA 6010	JPK	15	PASI-I
		EPA 6010	DJS	2	PASI-I
		EPA 6020	CAW	6	PASI-I
		EPA 7470	ILP	1	PASI-I
		EPA 903.1	SLC	1	PASI-PA
		EPA 904.0	VAL	1	PASI-PA
		Total Radium Calculation	JAL	1	PASI-PA
		SM 2320B	SLB	3	PASI-I
		SM 2540C	BSW	1	PASI-I
		SM 4500-H+B	TKG	1	PASI-I
		SM 4500-S2-D	SWJ	1	PASI-I
		HACH 8146	SWJ	1	PASI-I
		EPA 353.2	OAS	2	PASI-I
		EPA 365.1	ZM	1	PASI-I
		SM 5310C	ZM	1	PASI-I
		SM 5310C	ZM	1	PASI-I
50315730002	**MW-5S**	EPA 9056	BK1	3	PASI-I
		EPA 6010	JPK	15	PASI-I
		EPA 6010	DJS	2	PASI-I
		EPA 6020	CAW	6	PASI-I
		EPA 7470	ILP	1	PASI-I
		EPA 903.1	SLC	1	PASI-PA
		EPA 904.0	VAL	1	PASI-PA
		Total Radium Calculation	JAL	1	PASI-PA
		SM 2320B	SLB	3	PASI-I
		SM 2540C	BSW	1	PASI-I
		SM 4500-H+B	TKG	1	PASI-I
		SM 4500-S2-D	SWJ	1	PASI-I
		HACH 8146	SWJ	1	PASI-I
		EPA 353.2	OAS	2	PASI-I
		EPA 365.1	ZM	1	PASI-I
		SM 5310C	ZM	1	PASI-I
		SM 5310C	ZM	1	PASI-I
50315730003	**MW-6S**	EPA 9056	BK1	3	PASI-I
		EPA 6010	JPK	15	PASI-I
		EPA 6010	DJS	2	PASI-I

This report shall not be reproduced, except in full,
without the written consent of Pace Analytical Services, LLC.

Pace Analytical Services, LLC
7726 Moller Road
Indianapolis, IN 46268
(317)228-3100

SAMPLE ANALYTE COUNT

Project: Harding St Profile 1 Report 1
Pace Project No.: 50315730

Lab ID	Sample ID	Method	Analysts	Analytes Reported	Laboratory
		EPA 6020	CAW	6	PASI-I
		EPA 7470	ILP	1	PASI-I
		EPA 903.1	SLC	1	PASI-PA
		EPA 904.0	VAL	1	PASI-PA
		Total Radium Calculation	JAL	1	PASI-PA
		SM 2320B	SLB	3	PASI-I
		SM 2540C	BSW	1	PASI-I
		SM 4500-H+B	TKG	1	PASI-I
		SM 4500-S2-D	SWJ	1	PASI-I
		HACH 8146	SWJ	1	PASI-I
		EPA 353.2	OAS	2	PASI-I
		EPA 365.1	ZM	1	PASI-I
		SM 5310C	ZM	1	PASI-I
		SM 5310C	ZM	1	PASI-I
50315730004	**MW-7D**	EPA 9056	BK1	3	PASI-I
		EPA 6010	JPK	15	PASI-I
		EPA 6010	DJS	2	PASI-I
		EPA 6020	CAW	6	PASI-I
		EPA 7470	ILP	1	PASI-I
		EPA 903.1	SLC	1	PASI-PA
		EPA 904.0	VAL	1	PASI-PA
		Total Radium Calculation	JAL	1	PASI-PA
		SM 2320B	SLB	3	PASI-I
		SM 2540C	BSW	1	PASI-I
		SM 4500-H+B	TKG	1	PASI-I
		SM 4500-S2-D	SWJ	1	PASI-I
		HACH 8146	SWJ	1	PASI-I
		EPA 353.2	OAS	2	PASI-I
		EPA 365.1	ZM	1	PASI-I
		SM 5310C	ZM	1	PASI-I
		SM 5310C	ZM	1	PASI-I
50315730005	**MW-2S**	EPA 9056	BK1	3	PASI-I
		EPA 6010	JPK	15	PASI-I
		EPA 6010	DJS	2	PASI-I
		EPA 6020	CAW	6	PASI-I
		EPA 7470	ILP	1	PASI-I
		EPA 903.1	SLC	1	PASI-PA

This report shall not be reproduced, except in full,
without the written consent of Pace Analytical Services, LLC.

Pace Analytical Services, LLC
7726 Moller Road
Indianapolis, IN 46268
(317)228-3100

SAMPLE ANALYTE COUNT

Project: Harding St Profile 1 Report 1
Pace Project No.: 50315730

Lab ID	Sample ID	Method	Analysts	Analytes Reported	Laboratory
		EPA 904.0	VAL	1	PASI-PA
		Total Radium Calculation	JAL	1	PASI-PA
		SM 2320B	SLB	3	PASI-I
		SM 2540C	BSW	1	PASI-I
		SM 4500-H+B	TKG	1	PASI-I
		SM 4500-S2-D	SWJ	1	PASI-I
		HACH 8146	SWJ	1	PASI-I
		EPA 353.2	OAS	2	PASI-I
		EPA 365.1	ZM	1	PASI-I
		SM 5310C	ZM	1	PASI-I
		SM 5310C	ZM	1	PASI-I
50315730006	**MW-7S**	EPA 9056	BK1	3	PASI-I
		EPA 6010	JPK	15	PASI-I
		EPA 6010	DJS	2	PASI-I
		EPA 6020	CAW	6	PASI-I
		EPA 7470	ILP	1	PASI-I
		EPA 903.1	SLC	1	PASI-PA
		EPA 904.0	VAL	1	PASI-PA
		Total Radium Calculation	JAL	1	PASI-PA
		SM 2320B	SLB	3	PASI-I
		SM 2540C	BSW	1	PASI-I
		SM 4500-H+B	TKG	1	PASI-I
		SM 4500-S2-D	SWJ	1	PASI-I
		HACH 8146	SWJ	1	PASI-I
		EPA 353.2	OAS	2	PASI-I
		EPA 365.1	ZM	1	PASI-I
		SM 5310C	ZM	1	PASI-I
		SM 5310C	ZM	1	PASI-I
50315730007	**MW-2D**	EPA 9056	BK1	3	PASI-I
		EPA 6010	JPK	15	PASI-I
		EPA 6010	DJS	2	PASI-I
		EPA 6020	CAW	6	PASI-I
		EPA 7470	ILP	1	PASI-I
		EPA 903.1	SLC	1	PASI-PA
		EPA 904.0	VAL	1	PASI-PA
		Total Radium Calculation	JAL	1	PASI-PA
		SM 2320B	SLB	3	PASI-I

This report shall not be reproduced, except in full,
without the written consent of Pace Analytical Services, LLC.

Pace Analytical Services, LLC
7726 Moller Road
Indianapolis, IN 46268
(317)228-3100

SAMPLE ANALYTE COUNT

Project: Harding St Profile 1 Report 1
Pace Project No.: 50315730

Lab ID	Sample ID	Method	Analysts	Analytes Reported	Laboratory
		SM 2540C	BSW	1	PASI-I
		SM 4500-H+B	TKG	1	PASI-I
		SM 4500-S2-D	SWJ	1	PASI-I
		HACH 8146	SWJ	1	PASI-I
		EPA 353.2	OAS	2	PASI-I
		EPA 365.1	ZM	1	PASI-I
		SM 5310C	ZM	1	PASI-I
		SM 5310C	ZM	1	PASI-I
50315730008	**MW-13S**	EPA 9056	BK1	3	PASI-I
		EPA 6010	JPK	15	PASI-I
		EPA 6010	DJS	2	PASI-I
		EPA 6020	CAW	6	PASI-I
		EPA 7470	ILP	1	PASI-I
		EPA 903.1	SLC	1	PASI-PA
		EPA 904.0	VAL	1	PASI-PA
		Total Radium Calculation	JAL	1	PASI-PA
		SM 2320B	SLB	3	PASI-I
		SM 2540C	BSW	1	PASI-I
		SM 4500-H+B	TKG	1	PASI-I
		SM 4500-S2-D	SWJ	1	PASI-I
		HACH 8146	SWJ	1	PASI-I
		EPA 353.2	OAS	2	PASI-I
		EPA 365.1	ZM	1	PASI-I
		SM 5310C	ZM	1	PASI-I
		SM 5310C	ZM	1	PASI-I
50315730009	**MW-13D**	EPA 9056	BK1	3	PASI-I
		EPA 6010	JPK	15	PASI-I
		EPA 6010	DJS	2	PASI-I
		EPA 6020	CAW	6	PASI-I
		EPA 7470	ILP	1	PASI-I
		EPA 903.1	SLC	1	PASI-PA
		EPA 904.0	VAL	1	PASI-PA
		Total Radium Calculation	JAL	1	PASI-PA
		SM 2320B	SLB	3	PASI-I
		SM 2540C	BSW	1	PASI-I
		SM 4500-H+B	TKG	1	PASI-I
		SM 4500-S2-D	SWJ	1	PASI-I

This report shall not be reproduced, except in full,
without the written consent of Pace Analytical Services, LLC.

Pace Analytical Services, LLC
7726 Moller Road
Indianapolis, IN 46268
(317)228-3100

SAMPLE ANALYTE COUNT

Project: Harding St Profile 1 Report 1
Pace Project No.: 50315730

Lab ID	Sample ID	Method	Analysts	Analytes Reported	Laboratory
		HACH 8146	SWJ	1	PASI-I
		EPA 353.2	OAS	2	PASI-I
		EPA 365.1	ZM	1	PASI-I
		SM 5310C	ZM	1	PASI-I
		SM 5310C	ZM	1	PASI-I
50315730010	**MW-2S RAD MS**	EPA 903.1	SLC	1	PASI-PA
		EPA 904.0	VAL	1	PASI-PA
50315730011	**MW-2S RAD MSD**	EPA 903.1	SLC	1	PASI-PA
		EPA 904.0	VAL	1	PASI-PA
50315733006	**DUP-1**	EPA 9056	BK1	3	PASI-I
		EPA 6010	JPK	15	PASI-I
		EPA 6010	DJS	2	PASI-I
		EPA 6020	CAW	4	PASI-I
		EPA 903.1	RPS	1	PASI-PA
		EPA 904.0	JSM	1	PASI-PA
		Total Radium Calculation	JAL	1	PASI-PA
		SM 2320B	SLB	3	PASI-I
		SM 2540C	BSW	1	PASI-I
		SM 4500-H+B	TKG	1	PASI-I
		SM 4500-S2-D	SWJ	1	PASI-I
		HACH 8146	SWJ	1	PASI-I
		EPA 353.2	OAS	2	PASI-I
		EPA 365.1	ZM	1	PASI-I
		SM 5310C	ZM	1	PASI-I
		SM 5310C	ZM	1	PASI-I

PASI-I = Pace Analytical Services - Indianapolis
PASI-PA = Pace Analytical Services - Greensburg

REPORT OF LABORATORY ANALYSIS

This report shall not be reproduced, except in full,
without the written consent of Pace Analytical Services, LLC.

Pace Analytical Services, LLC
7726 Moller Road
Indianapolis, IN 46268
(317)228-3100

SUMMARY OF DETECTION

Project: Harding St Profile 1 Report 1
Pace Project No.: 50315730

Lab Sample ID / Method	Client Sample ID / Parameters	Result	Units	Report Limit	Analyzed	Qualifiers
50315730001	**MW-4S**					
EPA 9056	Chloride	9.0	mg/L	0.25	05/18/22 17:39	
EPA 9056	Sulfate	415	mg/L	25.0	05/18/22 17:21	
EPA 6010	Barium	90.7	ug/L	10.0	05/17/22 01:48	
EPA 6010	Boron	3510	ug/L	100	05/17/22 01:48	
EPA 6010	Calcium	275000	ug/L	2000	05/17/22 02:27	
EPA 6010	Magnesium	53500	ug/L	1000	05/17/22 01:48	
EPA 6010	Potassium	2150	ug/L	1000	05/17/22 01:48	
EPA 6010	Silica	13700	ug/L	450	05/17/22 01:48	N2
EPA 6010	Sodium	14600	ug/L	1000	05/17/22 01:48	
EPA 6020	Arsenic	1.1	ug/L	1.0	05/12/22 17:09	
EPA 6020	Selenium	119	ug/L	1.0	05/12/22 17:09	
EPA 903.1	Radium-226	0.131 ± 0.444 (0.858) C:NA T:99%	pCi/L		06/10/22 12:19	
EPA 904.0	Radium-228	0.492 ± 0.316 (0.594) C:81% T:97%	pCi/L		06/04/22 15:08	
Total Radium Calculation	Total Radium	0.623 ± 0.760 (1.45)	pCi/L		06/13/22 14:57	
SM 2320B	Alkalinity, Total as CaCO3	452	mg/L	2.0	05/12/22 11:04	
SM 2320B	Alkalinity,Bicarbonate (CaCO3)	452	mg/L	2.0	05/12/22 11:04	
SM 2540C	Total Dissolved Solids	1060	mg/L	20.0	05/11/22 13:32	
SM 4500-H+B	pH at 25 Degrees C	7.1	Std. Units	0.10	05/13/22 15:04	H3
EPA 353.2	Nitrogen, Nitrate	4.0	mg/L	0.10	05/06/22 09:28	
SM 5310C	Dissolved Organic Carbon	1.2	mg/L	1.0	05/17/22 09:39	
50315730002	**MW-5S**					
EPA 9056	Chloride	231	mg/L	25.0	05/18/22 18:16	
EPA 9056	Fluoride	1.8	mg/L	0.10	05/18/22 17:57	
EPA 9056	Sulfate	574	mg/L	25.0	05/18/22 18:16	
EPA 6010	Barium	37.4	ug/L	10.0	05/17/22 01:50	
EPA 6010	Boron	2460	ug/L	100	05/17/22 01:50	
EPA 6010	Calcium	233000	ug/L	2000	05/17/22 02:29	
EPA 6010	Lithium	46.5	ug/L	20.0	05/17/22 01:50	
EPA 6010	Magnesium	58800	ug/L	1000	05/17/22 01:50	
EPA 6010	Manganese	1060	ug/L	10.0	05/17/22 01:50	
EPA 6010	Molybdenum	122	ug/L	10.0	05/17/22 01:50	
EPA 6010	Potassium	8500	ug/L	1000	05/17/22 01:50	
EPA 6010	Silica	15400	ug/L	450	05/17/22 01:50	N2
EPA 6010	Sodium	171000	ug/L	1000	05/17/22 01:50	
EPA 6010	Manganese, Dissolved	1120	ug/L	10.0	05/16/22 10:55	
EPA 6010	Molybdenum, Dissolved	131	ug/L	10.0	05/16/22 10:55	
EPA 903.1	Radium-226	0.206 ± 0.447 (0.825) C:NA T:97%	pCi/L		06/10/22 12:48	

REPORT OF LABORATORY ANALYSIS

This report shall not be reproduced, except in full,
without the written consent of Pace Analytical Services, LLC.

Pace Analytical Services, LLC
7726 Moller Road
Indianapolis, IN 46268
(317)228-3100

SUMMARY OF DETECTION

Project: Harding St Profile 1 Report 1
Pace Project No.: 50315730

Lab Sample ID / Method	Client Sample ID / Parameters	Result	Units	Report Limit	Analyzed	Qualifiers
50315730002	**MW-5S**					
EPA 904.0	Radium-228	0.806 ± 0.371 (0.611) C:81% T:89%	pCi/L		06/04/22 15:08	
Total Radium Calculation	Total Radium	1.01 ± 0.818 (1.44)	pCi/L		06/13/22 14:57	
SM 2320B	Alkalinity, Total as CaCO3	364	mg/L	2.0	05/12/22 11:04	
SM 2320B	Alkalinity,Bicarbonate (CaCO3)	364	mg/L	2.0	05/12/22 11:04	
SM 2540C	Total Dissolved Solids	1500	mg/L	20.0	05/11/22 13:33	
SM 4500-H+B	pH at 25 Degrees C	7.3	Std. Units	0.10	05/13/22 15:05	H3
SM 5310C	Total Organic Carbon	2.4	mg/L	1.0	05/13/22 00:38	
SM 5310C	Dissolved Organic Carbon	2.3	mg/L	1.0	05/17/22 09:52	
50315730003	**MW-6S**					
EPA 9056	Chloride	129	mg/L	25.0	05/17/22 13:20	
EPA 9056	Fluoride	1.3	mg/L	0.10	05/18/22 18:34	
EPA 9056	Sulfate	572	mg/L	25.0	05/17/22 13:20	
EPA 6010	Barium	132	ug/L	10.0	05/17/22 01:52	
EPA 6010	Boron	6290	ug/L	100	05/17/22 01:52	
EPA 6010	Calcium	279000	ug/L	2000	05/17/22 02:31	
EPA 6010	Iron	4190	ug/L	100	05/17/22 01:52	
EPA 6010	Lithium	71.2	ug/L	20.0	05/17/22 01:52	
EPA 6010	Magnesium	72500	ug/L	1000	05/17/22 01:52	
EPA 6010	Manganese	1900	ug/L	10.0	05/17/22 01:52	
EPA 6010	Molybdenum	150	ug/L	10.0	05/17/22 01:52	
EPA 6010	Potassium	11700	ug/L	1000	05/17/22 01:52	
EPA 6010	Silica	14000	ug/L	450	05/17/22 01:52	N2
EPA 6010	Sodium	127000	ug/L	1000	05/17/22 01:52	
EPA 6010	Manganese, Dissolved	1870	ug/L	10.0	05/16/22 10:57	
EPA 6010	Molybdenum, Dissolved	158	ug/L	10.0	05/16/22 10:57	
EPA 6020	Arsenic	6.9	ug/L	1.0	05/12/22 17:23	
EPA 6020	Cobalt	1.5	ug/L	1.0	05/12/22 17:23	
EPA 6020	Selenium	4.4	ug/L	1.0	05/12/22 17:23	
EPA 903.1	Radium-226	0.000 ± 0.601 (1.22) C:NA T:92%	pCi/L		06/10/22 12:48	
EPA 904.0	Radium-228	0.508 ± 0.320 (0.584) C:84% T:86%	pCi/L		06/04/22 15:08	
Total Radium Calculation	Total Radium	0.508 ± 0.921 (1.80)	pCi/L		06/13/22 14:57	
SM 2320B	Alkalinity, Total as CaCO3	528	mg/L	2.0	05/12/22 11:04	
SM 2320B	Alkalinity,Bicarbonate (CaCO3)	528	mg/L	2.0	05/12/22 11:04	
SM 2540C	Total Dissolved Solids	1520	mg/L	20.0	05/11/22 13:33	
SM 4500-H+B	pH at 25 Degrees C	7.1	Std. Units	0.10	05/13/22 15:06	H3

REPORT OF LABORATORY ANALYSIS

This report shall not be reproduced, except in full,
without the written consent of Pace Analytical Services, LLC.

Pace Analytical Services, LLC
7726 Moller Road
Indianapolis, IN 46268
(317)228-3100

SUMMARY OF DETECTION

Project: Harding St Profile 1 Report 1
Pace Project No.: 50315730

Lab Sample ID / Method	Client Sample ID / Parameters	Result	Units	Report Limit	Analyzed	Qualifiers
50315730003	**MW-6S**					
HACH 8146	Iron, Ferrous	0.23	mg/L	0.20	05/10/22 14:44	H3,N2
EPA 353.2	Nitrogen, Nitrate	0.67	mg/L	0.10	05/06/22 09:50	
EPA 365.1	Phosphate as P04	0.16	mg/L	0.15	05/13/22 14:32	
SM 5310C	Total Organic Carbon	2.9	mg/L	1.0	05/13/22 00:58	
SM 5310C	Dissolved Organic Carbon	3.4	mg/L	1.0	05/17/22 10:04	
50315730004	**MW-7D**					
EPA 9056	Chloride	174	mg/L	25.0	05/17/22 14:16	
EPA 9056	Fluoride	0.51	mg/L	0.10	05/17/22 13:39	
EPA 9056	Sulfate	671	mg/L	25.0	05/17/22 14:16	
EPA 6010	Barium	42.4	ug/L	10.0	05/17/22 01:54	
EPA 6010	Boron	14300	ug/L	100	05/17/22 01:54	
EPA 6010	Calcium	241000	ug/L	2000	05/17/22 02:48	
EPA 6010	Iron	2020	ug/L	100	05/17/22 01:54	
EPA 6010	Lithium	100	ug/L	20.0	05/17/22 01:54	
EPA 6010	Magnesium	46800	ug/L	1000	05/17/22 01:54	
EPA 6010	Manganese	493	ug/L	10.0	05/17/22 01:54	
EPA 6010	Molybdenum	592	ug/L	10.0	05/17/22 01:54	
EPA 6010	Potassium	16000	ug/L	1000	05/17/22 01:54	
EPA 6010	Silica	13200	ug/L	450	05/17/22 01:54	N2
EPA 6010	Sodium	167000	ug/L	1000	05/17/22 01:54	
EPA 6010	Manganese, Dissolved	496	ug/L	10.0	05/16/22 11:04	
EPA 6010	Molybdenum, Dissolved	615	ug/L	10.0	05/16/22 11:04	
EPA 6020	Arsenic	484	ug/L	4.0	05/13/22 17:17	
EPA 903.1	Radium-226	0.479 ± 0.406 (0.503) C:NA T:92%	pCi/L		06/10/22 12:48	
EPA 904.0	Radium-228	0.518 ± 0.343 (0.648) C:78% T:91%	pCi/L		06/04/22 15:08	
Total Radium Calculation	Total Radium	0.997 ± 0.749 (1.15)	pCi/L		06/13/22 14:57	
SM 2320B	Alkalinity, Total as CaCO3	248	mg/L	2.0	05/12/22 11:04	
SM 2320B	Alkalinity,Bicarbonate (CaCO3)	248	mg/L	2.0	05/12/22 11:04	
SM 2540C	Total Dissolved Solids	1480	mg/L	20.0	05/11/22 13:34	
SM 4500-H+B	pH at 25 Degrees C	7.6	Std. Units	0.10	05/13/22 15:07	H3
HACH 8146	Iron, Ferrous	0.21	mg/L	0.20	05/10/22 14:44	H3,N2
EPA 365.1	Phosphate as P04	0.89	mg/L	0.15	05/13/22 14:34	
SM 5310C	Total Organic Carbon	2.3	mg/L	1.0	05/13/22 01:18	
SM 5310C	Dissolved Organic Carbon	1.9	mg/L	1.0	05/17/22 10:16	
50315730005	**MW-2S**					
EPA 9056	Chloride	110	mg/L	25.0	05/17/22 15:11	
EPA 9056	Fluoride	0.39	mg/L	0.10	05/17/22 14:34	
EPA 9056	Sulfate	113	mg/L	2.5	05/17/22 14:53	
EPA 6010	Barium	97.1	ug/L	10.0	05/17/22 01:56	

REPORT OF LABORATORY ANALYSIS

This report shall not be reproduced, except in full,
without the written consent of Pace Analytical Services, LLC.

Pace Analytical Services, LLC
7726 Moller Road
Indianapolis, IN 46268
(317)228-3100

SUMMARY OF DETECTION

Project: Harding St Profile 1 Report 1
Pace Project No.: 50315730

Lab Sample ID / Method	Client Sample ID / Parameters	Result	Units	Report Limit	Analyzed	Qualifiers
50315730005	**MW-2S**					
EPA 6010	Boron	396	ug/L	100	05/17/22 01:56	
EPA 6010	Calcium	100000	ug/L	1000	05/17/22 01:56	
EPA 6010	Iron	1120	ug/L	100	05/17/22 01:56	
EPA 6010	Magnesium	30800	ug/L	1000	05/17/22 01:56	
EPA 6010	Manganese	382	ug/L	10.0	05/17/22 01:56	
EPA 6010	Molybdenum	15.5	ug/L	10.0	05/17/22 01:56	
EPA 6010	Potassium	4140	ug/L	1000	05/17/22 01:56	
EPA 6010	Silica	8450	ug/L	450	05/17/22 01:56	N2
EPA 6010	Sodium	106000	ug/L	1000	05/17/22 01:56	
EPA 6010	Manganese, Dissolved	395	ug/L	10.0	05/16/22 11:06	
EPA 6010	Molybdenum, Dissolved	15.8	ug/L	10.0	05/16/22 11:06	
EPA 6020	Arsenic	8.8	ug/L	1.0	05/12/22 16:35	
EPA 903.1	Radium-226	0.909 ± 0.556 (0.683) C:NA T:96%	pCi/L		06/10/22 12:48	
EPA 904.0	Radium-228	0.756 ± 0.386 (0.668) C:81% T:85%	pCi/L		06/04/22 15:08	
Total Radium Calculation	Total Radium	1.67 ± 0.942 (1.35)	pCi/L		06/13/22 14:57	
SM 2320B	Alkalinity, Total as CaCO3	295	mg/L	2.0	05/12/22 11:04	
SM 2320B	Alkalinity,Bicarbonate (CaCO3)	294	mg/L	2.0	05/12/22 11:04	
SM 2540C	Total Dissolved Solids	678	mg/L	20.0	05/11/22 13:34	
SM 4500-H+B	pH at 25 Degrees C	7.7	Std. Units	0.10	05/13/22 15:09	H3
EPA 353.2	Nitrogen, Nitrate	0.15	mg/L	0.10	05/06/22 09:11	
EPA 365.1	Phosphate as P04	0.73	mg/L	0.15	05/13/22 14:35	
SM 5310C	Total Organic Carbon	2.0	mg/L	1.0	05/13/22 01:38	
SM 5310C	Dissolved Organic Carbon	1.7	mg/L	1.0	05/17/22 10:28	
50315730006	**MW-7S**					
EPA 9056	Chloride	186	mg/L	25.0	05/17/22 18:34	
EPA 9056	Fluoride	0.72	mg/L	0.10	05/17/22 17:57	
EPA 9056	Sulfate	578	mg/L	25.0	05/17/22 18:34	
EPA 6010	Barium	37.7	ug/L	10.0	05/17/22 02:06	
EPA 6010	Boron	12300	ug/L	100	05/17/22 02:06	
EPA 6010	Calcium	196000	ug/L	1000	05/17/22 02:06	
EPA 6010	Iron	2990	ug/L	100	05/17/22 02:06	
EPA 6010	Lithium	86.7	ug/L	20.0	05/17/22 02:06	
EPA 6010	Magnesium	43800	ug/L	1000	05/17/22 02:06	
EPA 6010	Manganese	392	ug/L	10.0	05/17/22 02:06	
EPA 6010	Molybdenum	582	ug/L	10.0	05/17/22 02:06	
EPA 6010	Potassium	14600	ug/L	1000	05/17/22 02:06	
EPA 6010	Silica	14300	ug/L	450	05/17/22 02:06	N2
EPA 6010	Sodium	167000	ug/L	1000	05/17/22 02:06	
EPA 6010	Manganese, Dissolved	395	ug/L	10.0	05/16/22 11:12	
EPA 6010	Molybdenum, Dissolved	594	ug/L	10.0	05/16/22 11:12	

REPORT OF LABORATORY ANALYSIS

This report shall not be reproduced, except in full,
without the written consent of Pace Analytical Services, LLC.

Pace Analytical Services, LLC
7726 Moller Road
Indianapolis, IN 46268
(317)228-3100

SUMMARY OF DETECTION

Project: Harding St Profile 1 Report 1
Pace Project No.: 50315730

Lab Sample ID / Method	Client Sample ID / Parameters	Result	Units	Report Limit	Analyzed	Qualifiers
50315730006	**MW-7S**					
EPA 6020	Arsenic	374	ug/L	4.0	05/13/22 17:22	
EPA 903.1	Radium-226	0.0784 ± 0.461 (0.941) C:NA T:92%	pCi/L		06/10/22 12:48	
EPA 904.0	Radium-228	0.711 ± 0.383 (0.679) C:78% T:86%	pCi/L		06/04/22 15:08	
Total Radium Calculation	Total Radium	0.789 ± 0.844 (1.62)	pCi/L		06/13/22 14:57	
SM 2320B	Alkalinity, Total as CaCO3	252	mg/L	2.0	05/13/22 14:51	
SM 2320B	Alkalinity,Bicarbonate (CaCO3)	252	mg/L	2.0	05/13/22 14:51	
SM 2540C	Total Dissolved Solids	1360	mg/L	20.0	05/11/22 13:35	
SM 4500-H+B	pH at 25 Degrees C	7.6	Std. Units	0.10	05/13/22 15:13	H3
HACH 8146	Iron, Ferrous	0.24	mg/L	0.20	05/10/22 14:45	H3,N2
EPA 365.1	Phosphate as P04	0.66	mg/L	0.15	05/13/22 14:37	
SM 5310C	Total Organic Carbon	2.1	mg/L	1.0	05/13/22 03:35	
SM 5310C	Dissolved Organic Carbon	2.0	mg/L	1.0	05/17/22 11:28	
50315730007	**MW-2D**					
EPA 9056	Chloride	194	mg/L	25.0	05/17/22 19:29	
EPA 9056	Fluoride	0.95	mg/L	0.10	05/17/22 18:52	
EPA 9056	Sulfate	406	mg/L	25.0	05/17/22 19:29	
EPA 6010	Barium	44.2	ug/L	10.0	05/17/22 02:12	
EPA 6010	Boron	1950	ug/L	100	05/17/22 02:12	
EPA 6010	Calcium	243000	ug/L	2000	05/17/22 02:50	
EPA 6010	Iron	2650	ug/L	100	05/17/22 02:12	
EPA 6010	Lithium	49.4	ug/L	20.0	05/17/22 02:12	
EPA 6010	Magnesium	51200	ug/L	1000	05/17/22 02:12	
EPA 6010	Manganese	481	ug/L	10.0	05/17/22 02:12	
EPA 6010	Molybdenum	52.8	ug/L	10.0	05/17/22 02:12	
EPA 6010	Potassium	10800	ug/L	1000	05/17/22 02:12	
EPA 6010	Silica	15100	ug/L	450	05/17/22 02:12	N2
EPA 6010	Sodium	140000	ug/L	1000	05/17/22 02:12	
EPA 6010	Manganese, Dissolved	459	ug/L	10.0	05/16/22 11:14	
EPA 6010	Molybdenum, Dissolved	53.4	ug/L	10.0	05/16/22 11:14	
EPA 6020	Arsenic	4.0	ug/L	1.0	05/12/22 17:47	
EPA 903.1	Radium-226	1.35 ± 0.825 (1.01) C:NA T:87%	pCi/L		06/10/22 12:48	
EPA 904.0	Radium-228	0.534 ± 0.343 (0.638) C:74% T:91%	pCi/L		06/04/22 15:08	
Total Radium Calculation	Total Radium	1.88 ± 1.17 (1.65)	pCi/L		06/13/22 14:57	

REPORT OF LABORATORY ANALYSIS

This report shall not be reproduced, except in full,
without the written consent of Pace Analytical Services, LLC.

Pace Analytical Services, LLC
7726 Moller Road
Indianapolis, IN 46268
(317)228-3100

SUMMARY OF DETECTION

Project: Harding St Profile 1 Report 1
Pace Project No.: 50315730

Lab Sample ID / Method	Client Sample ID / Parameters	Result	Units	Report Limit	Analyzed	Qualifiers
50315730007	**MW-2D**					
SM 2320B	Alkalinity, Total as CaCO3	353	mg/L	2.0	05/13/22 14:51	
SM 2320B	Alkalinity,Bicarbonate (CaCO3)	353	mg/L	2.0	05/13/22 14:51	
SM 2540C	Total Dissolved Solids	1280	mg/L	20.0	05/11/22 13:36	
SM 4500-H+B	pH at 25 Degrees C	7.3	Std. Units	0.10	05/13/22 15:14	H3
SM 5310C	Total Organic Carbon	1.8	mg/L	1.0	05/13/22 03:55	
SM 5310C	Dissolved Organic Carbon	1.6	mg/L	1.0	05/17/22 11:41	
50315730008	**MW-13S**					
EPA 9056	Chloride	171	mg/L	25.0	05/17/22 21:01	
EPA 9056	Fluoride	1.1	mg/L	0.10	05/17/22 20:24	
EPA 9056	Sulfate	522	mg/L	25.0	05/17/22 21:01	
EPA 6010	Barium	43.6	ug/L	10.0	05/17/22 02:15	
EPA 6010	Boron	11800	ug/L	100	05/17/22 02:15	
EPA 6010	Calcium	171000	ug/L	1000	05/17/22 02:15	
EPA 6010	Iron	1700	ug/L	100	05/17/22 02:15	
EPA 6010	Lithium	62.2	ug/L	20.0	05/17/22 02:15	
EPA 6010	Magnesium	46500	ug/L	1000	05/17/22 02:15	
EPA 6010	Manganese	412	ug/L	10.0	05/17/22 02:15	
EPA 6010	Molybdenum	557	ug/L	10.0	05/17/22 02:15	
EPA 6010	Potassium	12600	ug/L	1000	05/17/22 02:15	
EPA 6010	Silica	14700	ug/L	450	05/17/22 02:15	N2
EPA 6010	Sodium	168000	ug/L	1000	05/17/22 02:15	
EPA 6010	Manganese, Dissolved	415	ug/L	10.0	05/16/22 11:17	
EPA 6010	Molybdenum, Dissolved	573	ug/L	10.0	05/16/22 11:17	
EPA 6020	Arsenic	312	ug/L	2.0	05/13/22 17:26	
EPA 903.1	Radium-226	0.000 ± 0.372 (0.834) C:NA T:90%	pCi/L		06/10/22 12:48	
EPA 904.0	Radium-228	0.448 ± 0.324 (0.626) C:78% T:95%	pCi/L		06/04/22 15:08	
Total Radium Calculation	Total Radium	0.448 ± 0.696 (1.46)	pCi/L		06/13/22 14:57	
SM 2320B	Alkalinity, Total as CaCO3	262	mg/L	2.0	05/13/22 14:51	
SM 2320B	Alkalinity,Bicarbonate (CaCO3)	262	mg/L	2.0	05/13/22 14:51	
SM 2540C	Total Dissolved Solids	1270	mg/L	20.0	05/11/22 13:36	
SM 4500-H+B	pH at 25 Degrees C	7.6	Std. Units	0.10	05/13/22 15:15	H3
EPA 365.1	Phosphate as P04	0.46	mg/L	0.15	05/13/22 14:38	
SM 5310C	Total Organic Carbon	3.0	mg/L	1.0	05/13/22 04:16	
SM 5310C	Dissolved Organic Carbon	3.6	mg/L	1.0	05/17/22 11:53	
50315730009	**MW-13D**					
EPA 9056	Chloride	226	mg/L	25.0	05/17/22 21:56	
EPA 9056	Fluoride	0.76	mg/L	0.10	05/17/22 21:19	
EPA 9056	Sulfate	688	mg/L	25.0	05/17/22 21:56	
EPA 6010	Barium	30.4	ug/L	10.0	05/17/22 02:17	

REPORT OF LABORATORY ANALYSIS

This report shall not be reproduced, except in full,
without the written consent of Pace Analytical Services, LLC.

Pace Analytical Services, LLC
7726 Moller Road
Indianapolis, IN 46268
(317)228-3100

SUMMARY OF DETECTION

Project: Harding St Profile 1 Report 1
Pace Project No.: 50315730

Lab Sample ID / Method	Client Sample ID / Parameters	Result	Units	Report Limit	Analyzed	Qualifiers
50315730009	**MW-13D**					
EPA 6010	Boron	14900	ug/L	100	05/17/22 02:17	
EPA 6010	Calcium	196000	ug/L	1000	05/17/22 02:17	
EPA 6010	Iron	1950	ug/L	100	05/17/22 02:17	
EPA 6010	Lithium	76.3	ug/L	20.0	05/17/22 02:17	
EPA 6010	Magnesium	50300	ug/L	1000	05/17/22 02:17	
EPA 6010	Manganese	184	ug/L	10.0	05/17/22 02:17	
EPA 6010	Molybdenum	565	ug/L	10.0	05/17/22 02:17	
EPA 6010	Potassium	15300	ug/L	1000	05/17/22 02:17	
EPA 6010	Silica	14000	ug/L	450	05/17/22 02:17	N2
EPA 6010	Sodium	177000	ug/L	1000	05/17/22 02:17	
EPA 6010	Manganese, Dissolved	176	ug/L	10.0	05/16/22 11:19	
EPA 6010	Molybdenum, Dissolved	567	ug/L	10.0	05/16/22 11:19	
EPA 6020	Arsenic	245	ug/L	2.0	05/13/22 17:31	
EPA 903.1	Radium-226	0.280 ± 0.436 (0.755) C:NA T:95%	pCi/L		06/10/22 12:48	
EPA 904.0	Radium-228	1.26 ± 0.479 (0.724) C:76% T:90%	pCi/L		06/04/22 15:09	
Total Radium Calculation	Total Radium	1.54 ± 0.915 (1.48)	pCi/L		06/13/22 14:57	
SM 2320B	Alkalinity, Total as CaCO3	196	mg/L	2.0	05/13/22 14:51	
SM 2320B	Alkalinity,Bicarbonate (CaCO3)	196	mg/L	2.0	05/13/22 14:51	
SM 2540C	Total Dissolved Solids	1420	mg/L	20.0	05/11/22 13:37	
SM 4500-H+B	pH at 25 Degrees C	7.7	Std. Units	0.10	05/13/22 15:16	H3
EPA 365.1	Phosphate as P04	0.27	mg/L	0.15	05/13/22 14:39	
SM 5310C	Total Organic Carbon	2.0	mg/L	1.0	05/13/22 04:57	
SM 5310C	Dissolved Organic Carbon	2.5	mg/L	1.0	05/17/22 12:06	
50315730010	**MW-2S RAD MS**					
EPA 903.1	Radium-226	73.63 %REC ± NA (NA) C:NA T:NA%	pCi/L		06/10/22 13:06	
EPA 904.0	Radium-228	114.44 %REC ± NA (NA) C:NA T:NA	pCi/L		06/04/22 15:09	
50315730011	**MW-2S RAD MSD**					
EPA 903.1	Radium-226	104.55 %REC 34.70 RPD ± NA (NA) C:NA T:NA%	pCi/L		06/10/22 13:06	

REPORT OF LABORATORY ANALYSIS

This report shall not be reproduced, except in full,
without the written consent of Pace Analytical Services, LLC.

Pace Analytical Services, LLC
7726 Moller Road
Indianapolis, IN 46268
(317)228-3100

SUMMARY OF DETECTION

Project: Harding St Profile 1 Report 1
Pace Project No.: 50315730

Lab Sample ID / Method	Client Sample ID / Parameters	Result	Units	Report Limit	Analyzed	Qualifiers
50315730011	**MW-2S RAD MSD**					
EPA 904.0	Radium-228	86.12 %REC 28.23 RPD ± NA (NA) C:NA T:NA	pCi/L		06/04/22 15:09	
50315733006	**DUP-1**					
EPA 9056	Chloride	181	mg/L	25.0	05/18/22 05:55	
EPA 9056	Fluoride	0.71	mg/L	0.10	05/18/22 05:18	
EPA 9056	Sulfate	561	mg/L	25.0	05/18/22 05:55	
EPA 6010	Barium	38.1	ug/L	10.0	05/17/22 02:44	
EPA 6010	Boron	12400	ug/L	100	05/17/22 02:44	
EPA 6010	Calcium	196000	ug/L	1000	05/17/22 02:44	
EPA 6010	Iron	3050	ug/L	100	05/17/22 02:44	
EPA 6010	Lithium	87.1	ug/L	20.0	05/17/22 02:44	
EPA 6010	Magnesium	43900	ug/L	1000	05/17/22 02:44	
EPA 6010	Manganese	399	ug/L	10.0	05/17/22 02:44	
EPA 6010	Molybdenum	584	ug/L	10.0	05/17/22 02:44	
EPA 6010	Potassium	14700	ug/L	1000	05/17/22 02:44	
EPA 6010	Silica	14300	ug/L	450	05/17/22 02:44	N2
EPA 6010	Sodium	168000	ug/L	1000	05/17/22 02:44	
EPA 6010	Manganese, Dissolved	398	ug/L	10.0	05/16/22 11:43	
EPA 6010	Molybdenum, Dissolved	599	ug/L	10.0	05/16/22 11:43	
EPA 6020	Arsenic	364	ug/L	5.0	05/13/22 17:36	
EPA 903.1	Radium-226	-0.0776 ± 0.456 (1.02) C:NA T:89%	pCi/L		06/10/22 12:19	
EPA 904.0	Radium-228	0.706 ± 0.341 (0.553) C:79% T:83%	pCi/L		06/04/22 15:04	
Total Radium Calculation	Total Radium	0.706 ± 0.797 (1.57)	pCi/L		06/13/22 15:00	
SM 2320B	Alkalinity, Total as CaCO3	250	mg/L	2.0	05/13/22 14:51	
SM 2320B	Alkalinity,Bicarbonate (CaCO3)	250	mg/L	2.0	05/13/22 14:51	
SM 2540C	Total Dissolved Solids	1330	mg/L	20.0	05/11/22 15:02	
SM 4500-H+B	pH at 25 Degrees C	7.6	Std. Units	0.10	05/13/22 15:30	H3
HACH 8146	Iron, Ferrous	0.22	mg/L	0.20	05/10/22 15:15	H3,N2
EPA 365.1	Phosphate as P04	0.66	mg/L	0.15	05/13/22 14:47	
SM 5310C	Total Organic Carbon	2.5	mg/L	1.0	05/13/22 07:20	
SM 5310C	Dissolved Organic Carbon	2.4	mg/L	1.0	05/17/22 13:57	

REPORT OF LABORATORY ANALYSIS

This report shall not be reproduced, except in full,
without the written consent of Pace Analytical Services, LLC.

Pace Analytical Services, LLC
7726 Moller Road
Indianapolis, IN 46268
(317)228-3100

ANALYTICAL RESULTS

Project: Harding St Profile 1 Report 1
Pace Project No.: 50315730

Sample: MW-4S **Lab ID: 50315730001** Collected: 05/04/22 11:42 Received: 05/05/22 15:10 Matrix: Water

Parameters	Results	Units	Report Limit	DF	Prepared	Analyzed	CAS No.	Qual
9056 IC Anions	Analytical Method: EPA 9056							
	Pace Analytical Services - Indianapolis							
Chloride	**9.0**	mg/L	0.25	1		05/18/22 17:39	16887-00-6	
Fluoride	ND	mg/L	0.10	1		05/18/22 17:39	16984-48-8	
Sulfate	**415**	mg/L	25.0	100		05/18/22 17:21	14808-79-8	
6010 MET ICP	Analytical Method: EPA 6010 Preparation Method: EPA 3010							
	Pace Analytical Services - Indianapolis							
Aluminum	ND	ug/L	200	1	05/13/22 08:51	05/17/22 01:48	7429-90-5	
Barium	**90.7**	ug/L	10.0	1	05/13/22 08:51	05/17/22 01:48	7440-39-3	
Boron	**3510**	ug/L	100	1	05/13/22 08:51	05/17/22 01:48	7440-42-8	
Cadmium	ND	ug/L	2.0	1	05/13/22 08:51	05/17/22 01:48	7440-43-9	
Calcium	**275000**	ug/L	2000	2	05/13/22 08:51	05/17/22 02:27	7440-70-2	
Chromium	ND	ug/L	10.0	1	05/13/22 08:51	05/17/22 01:48	7440-47-3	
Iron	ND	ug/L	100	1	05/13/22 08:51	05/17/22 01:48	7439-89-6	
Lead	ND	ug/L	10.0	1	05/13/22 08:51	05/17/22 01:48	7439-92-1	
Lithium	ND	ug/L	20.0	1	05/13/22 08:51	05/17/22 01:48	7439-93-2	
Magnesium	**53500**	ug/L	1000	1	05/13/22 08:51	05/17/22 01:48	7439-95-4	
Manganese	ND	ug/L	10.0	1	05/13/22 08:51	05/17/22 01:48	7439-96-5	
Molybdenum	ND	ug/L	10.0	1	05/13/22 08:51	05/17/22 01:48	7439-98-7	
Potassium	**2150**	ug/L	1000	1	05/13/22 08:51	05/17/22 01:48	7440-09-7	
Silica	**13700**	ug/L	450	1	05/13/22 08:51	05/17/22 01:48	7631-86-9	N2
Sodium	**14600**	ug/L	1000	1	05/13/22 08:51	05/17/22 01:48	7440-23-5	
6010 MET ICP, Dissolved	Analytical Method: EPA 6010 Preparation Method: EPA 3010							
	Pace Analytical Services - Indianapolis							
Manganese, Dissolved	ND	ug/L	10.0	1	05/13/22 08:51	05/16/22 10:52	7439-96-5	
Molybdenum, Dissolved	ND	ug/L	10.0	1	05/13/22 08:51	05/16/22 10:52	7439-98-7	
6020 MET ICPMS	Analytical Method: EPA 6020 Preparation Method: EPA 200.2							
	Pace Analytical Services - Indianapolis							
Antimony	ND	ug/L	1.0	1	05/11/22 15:30	05/12/22 17:09	7440-36-0	
Arsenic	**1.1**	ug/L	1.0	1	05/11/22 15:30	05/12/22 17:09	7440-38-2	
Beryllium	ND	ug/L	0.20	1	05/11/22 15:30	05/12/22 17:09	7440-41-7	
Cobalt	ND	ug/L	1.0	1	05/11/22 15:30	05/12/22 17:09	7440-48-4	
Selenium	**119**	ug/L	1.0	1	05/11/22 15:30	05/12/22 17:09	7782-49-2	
Thallium	ND	ug/L	1.0	1	05/11/22 15:30	05/12/22 17:09	7440-28-0	
7470 Mercury	Analytical Method: EPA 7470 Preparation Method: EPA 7470							
	Pace Analytical Services - Indianapolis							
Mercury	ND	ug/L	0.20	1	05/09/22 17:56	05/10/22 09:57	7439-97-6	
2320B Alkalinity	Analytical Method: SM 2320B							
	Pace Analytical Services - Indianapolis							
Alkalinity, Total as CaCO3	**452**	mg/L	2.0	1		05/12/22 11:04		
Alkalinity,Bicarbonate (CaCO3)	**452**	mg/L	2.0	1		05/12/22 11:04		
Alkalinity,Carbonate (CaCO3)	ND	mg/L	2.0	1		05/12/22 11:04		

REPORT OF LABORATORY ANALYSIS

This report shall not be reproduced, except in full,
without the written consent of Pace Analytical Services, LLC.

Pace Analytical Services, LLC
7726 Moller Road
Indianapolis, IN 46268
(317)228-3100

ANALYTICAL RESULTS

Project: Harding St Profile 1 Report 1
Pace Project No.: 50315730

Sample: MW-4S **Lab ID: 50315730001** Collected: 05/04/22 11:42 Received: 05/05/22 15:10 Matrix: Water

Parameters	Results	Units	Report Limit	DF	Prepared	Analyzed	CAS No.	Qual
2540C Total Dissolved Solids	Analytical Method: SM 2540C Pace Analytical Services - Indianapolis							
Total Dissolved Solids	**1060**	mg/L	20.0	1		05/11/22 13:32		
4500H+ pH, Electrometric	Analytical Method: SM 4500-H+B Pace Analytical Services - Indianapolis							
pH at 25 Degrees C	**7.1**	Std. Units	0.10	1		05/13/22 15:04		H3
4500S2D Sulfide Water	Analytical Method: SM 4500-S2-D Pace Analytical Services - Indianapolis							
Sulfide	ND	mg/L	0.10	1		05/07/22 08:49	18496-25-8	
Iron, Ferrous	Analytical Method: HACH 8146 Pace Analytical Services - Indianapolis							
Iron, Ferrous	ND	mg/L	0.20	1		05/10/22 14:43	15438-31-0	H3,N2
353.2 Nitrogen, NO2/NO3 unpres	Analytical Method: EPA 353.2 Pace Analytical Services - Indianapolis							
Nitrogen, Nitrate	**4.0**	mg/L	0.10	1		05/06/22 09:28	14797-55-8	
Nitrogen, Nitrite	ND	mg/L	0.10	1		05/06/22 09:28	14797-65-0	
365.1 Total Phosphorus	Analytical Method: EPA 365.1 Preparation Method: EPA 365.1 Pace Analytical Services - Indianapolis							
Phosphate as P04	ND	mg/L	0.15	1	05/10/22 11:00	05/13/22 14:30		
5310C TOC	Analytical Method: SM 5310C Pace Analytical Services - Indianapolis							
Total Organic Carbon	ND	mg/L	1.0	1		05/13/22 00:17	7440-44-0	
5310C Dissolved Organic Carbon	Analytical Method: SM 5310C Pace Analytical Services - Indianapolis							
Dissolved Organic Carbon	**1.2**	mg/L	1.0	1		05/17/22 09:39		

REPORT OF LABORATORY ANALYSIS

This report shall not be reproduced, except in full,
without the written consent of Pace Analytical Services, LLC.

Pace Analytical Services, LLC
7726 Moller Road
Indianapolis, IN 46268
(317)228-3100

ANALYTICAL RESULTS

Project: Harding St Profile 1 Report 1
Pace Project No.: 50315730

Sample: MW-5S **Lab ID: 50315730002** Collected: 05/04/22 13:36 Received: 05/05/22 15:10 Matrix: Water

Parameters	Results	Units	Report Limit	DF	Prepared	Analyzed	CAS No.	Qual
9056 IC Anions	Analytical Method: EPA 9056							
	Pace Analytical Services - Indianapolis							
Chloride	**231**	mg/L	25.0	100		05/18/22 18:16	16887-00-6	
Fluoride	**1.8**	mg/L	0.10	1		05/18/22 17:57	16984-48-8	
Sulfate	**574**	mg/L	25.0	100		05/18/22 18:16	14808-79-8	
6010 MET ICP	Analytical Method: EPA 6010 Preparation Method: EPA 3010							
	Pace Analytical Services - Indianapolis							
Aluminum	ND	ug/L	200	1	05/13/22 08:51	05/17/22 01:50	7429-90-5	
Barium	**37.4**	ug/L	10.0	1	05/13/22 08:51	05/17/22 01:50	7440-39-3	
Boron	**2460**	ug/L	100	1	05/13/22 08:51	05/17/22 01:50	7440-42-8	
Cadmium	ND	ug/L	2.0	1	05/13/22 08:51	05/17/22 01:50	7440-43-9	
Calcium	**233000**	ug/L	2000	2	05/13/22 08:51	05/17/22 02:29	7440-70-2	
Chromium	ND	ug/L	10.0	1	05/13/22 08:51	05/17/22 01:50	7440-47-3	
Iron	ND	ug/L	100	1	05/13/22 08:51	05/17/22 01:50	7439-89-6	
Lead	ND	ug/L	10.0	1	05/13/22 08:51	05/17/22 01:50	7439-92-1	
Lithium	**46.5**	ug/L	20.0	1	05/13/22 08:51	05/17/22 01:50	7439-93-2	
Magnesium	**58800**	ug/L	1000	1	05/13/22 08:51	05/17/22 01:50	7439-95-4	
Manganese	**1060**	ug/L	10.0	1	05/13/22 08:51	05/17/22 01:50	7439-96-5	
Molybdenum	**122**	ug/L	10.0	1	05/13/22 08:51	05/17/22 01:50	7439-98-7	
Potassium	**8500**	ug/L	1000	1	05/13/22 08:51	05/17/22 01:50	7440-09-7	
Silica	**15400**	ug/L	450	1	05/13/22 08:51	05/17/22 01:50	7631-86-9	N2
Sodium	**171000**	ug/L	1000	1	05/13/22 08:51	05/17/22 01:50	7440-23-5	
6010 MET ICP, Dissolved	Analytical Method: EPA 6010 Preparation Method: EPA 3010							
	Pace Analytical Services - Indianapolis							
Manganese, Dissolved	**1120**	ug/L	10.0	1	05/13/22 08:51	05/16/22 10:55	7439-96-5	
Molybdenum, Dissolved	**131**	ug/L	10.0	1	05/13/22 08:51	05/16/22 10:55	7439-98-7	
6020 MET ICPMS	Analytical Method: EPA 6020 Preparation Method: EPA 200.2							
	Pace Analytical Services - Indianapolis							
Antimony	ND	ug/L	1.0	1	05/11/22 15:30	05/12/22 17:14	7440-36-0	
Arsenic	ND	ug/L	1.0	1	05/11/22 15:30	05/12/22 17:14	7440-38-2	
Beryllium	ND	ug/L	0.20	1	05/11/22 15:30	05/12/22 17:14	7440-41-7	
Cobalt	ND	ug/L	1.0	1	05/11/22 15:30	05/12/22 17:14	7440-48-4	
Selenium	ND	ug/L	1.0	1	05/11/22 15:30	05/12/22 17:14	7782-49-2	
Thallium	ND	ug/L	1.0	1	05/11/22 15:30	05/12/22 17:14	7440-28-0	
7470 Mercury	Analytical Method: EPA 7470 Preparation Method: EPA 7470							
	Pace Analytical Services - Indianapolis							
Mercury	ND	ug/L	0.20	1	05/09/22 17:56	05/10/22 09:59	7439-97-6	
2320B Alkalinity	Analytical Method: SM 2320B							
	Pace Analytical Services - Indianapolis							
Alkalinity, Total as CaCO3	**364**	mg/L	2.0	1		05/12/22 11:04		
Alkalinity,Bicarbonate (CaCO3)	**364**	mg/L	2.0	1		05/12/22 11:04		
Alkalinity,Carbonate (CaCO3)	ND	mg/L	2.0	1		05/12/22 11:04		

REPORT OF LABORATORY ANALYSIS

This report shall not be reproduced, except in full,
without the written consent of Pace Analytical Services, LLC.

Pace Analytical Services, LLC
7726 Moller Road
Indianapolis, IN 46268
(317)228-3100

ANALYTICAL RESULTS

Project: Harding St Profile 1 Report 1
Pace Project No.: 50315730

Sample: MW-5S **Lab ID: 50315730002** Collected: 05/04/22 13:36 Received: 05/05/22 15:10 Matrix: Water

Parameters	Results	Units	Report Limit	DF	Prepared	Analyzed	CAS No.	Qual
2540C Total Dissolved Solids	Analytical Method: SM 2540C Pace Analytical Services - Indianapolis							
Total Dissolved Solids	**1500**	mg/L	20.0	1		05/11/22 13:33		
4500H+ pH, Electrometric	Analytical Method: SM 4500-H+B Pace Analytical Services - Indianapolis							
pH at 25 Degrees C	**7.3**	Std. Units	0.10	1		05/13/22 15:05		H3
4500S2D Sulfide Water	Analytical Method: SM 4500-S2-D Pace Analytical Services - Indianapolis							
Sulfide	ND	mg/L	0.10	1		05/07/22 08:49	18496-25-8	
Iron, Ferrous	Analytical Method: HACH 8146 Pace Analytical Services - Indianapolis							
Iron, Ferrous	ND	mg/L	0.20	1		05/10/22 14:44	15438-31-0	H3,N2
353.2 Nitrogen, NO2/NO3 unpres	Analytical Method: EPA 353.2 Pace Analytical Services - Indianapolis							
Nitrogen, Nitrate	ND	mg/L	0.10	1		05/06/22 09:35	14797-55-8	
Nitrogen, Nitrite	ND	mg/L	0.10	1		05/06/22 09:35	14797-65-0	
365.1 Total Phosphorus	Analytical Method: EPA 365.1 Preparation Method: EPA 365.1 Pace Analytical Services - Indianapolis							
Phosphate as P04	ND	mg/L	0.15	1	05/10/22 11:00	05/13/22 14:31		
5310C TOC	Analytical Method: SM 5310C Pace Analytical Services - Indianapolis							
Total Organic Carbon	**2.4**	mg/L	1.0	1		05/13/22 00:38	7440-44-0	
5310C Dissolved Organic Carbon	Analytical Method: SM 5310C Pace Analytical Services - Indianapolis							
Dissolved Organic Carbon	**2.3**	mg/L	1.0	1		05/17/22 09:52		

REPORT OF LABORATORY ANALYSIS

This report shall not be reproduced, except in full,
without the written consent of Pace Analytical Services, LLC.

Pace Analytical Services, LLC
7726 Moller Road
Indianapolis, IN 46268
(317)228-3100

ANALYTICAL RESULTS

Project: Harding St Profile 1 Report 1
Pace Project No.: 50315730

Sample: MW-6S **Lab ID: 50315730003** Collected: 05/04/22 15:11 Received: 05/05/22 15:10 Matrix: Water

Parameters	Results	Units	Report Limit	DF	Prepared	Analyzed	CAS No.	Qual
9056 IC Anions	Analytical Method: EPA 9056							
	Pace Analytical Services - Indianapolis							
Chloride	**129**	mg/L	25.0	100		05/17/22 13:20	16887-00-6	
Fluoride	**1.3**	mg/L	0.10	1		05/18/22 18:34	16984-48-8	
Sulfate	**572**	mg/L	25.0	100		05/17/22 13:20	14808-79-8	
6010 MET ICP	Analytical Method: EPA 6010 Preparation Method: EPA 3010							
	Pace Analytical Services - Indianapolis							
Aluminum	ND	ug/L	200	1	05/13/22 08:51	05/17/22 01:52	7429-90-5	
Barium	**132**	ug/L	10.0	1	05/13/22 08:51	05/17/22 01:52	7440-39-3	
Boron	**6290**	ug/L	100	1	05/13/22 08:51	05/17/22 01:52	7440-42-8	
Cadmium	ND	ug/L	2.0	1	05/13/22 08:51	05/17/22 01:52	7440-43-9	
Calcium	**279000**	ug/L	2000	2	05/13/22 08:51	05/17/22 02:31	7440-70-2	
Chromium	ND	ug/L	10.0	1	05/13/22 08:51	05/17/22 01:52	7440-47-3	
Iron	**4190**	ug/L	100	1	05/13/22 08:51	05/17/22 01:52	7439-89-6	
Lead	ND	ug/L	10.0	1	05/13/22 08:51	05/17/22 01:52	7439-92-1	
Lithium	**71.2**	ug/L	20.0	1	05/13/22 08:51	05/17/22 01:52	7439-93-2	
Magnesium	**72500**	ug/L	1000	1	05/13/22 08:51	05/17/22 01:52	7439-95-4	
Manganese	**1900**	ug/L	10.0	1	05/13/22 08:51	05/17/22 01:52	7439-96-5	
Molybdenum	**150**	ug/L	10.0	1	05/13/22 08:51	05/17/22 01:52	7439-98-7	
Potassium	**11700**	ug/L	1000	1	05/13/22 08:51	05/17/22 01:52	7440-09-7	
Silica	**14000**	ug/L	450	1	05/13/22 08:51	05/17/22 01:52	7631-86-9	N2
Sodium	**127000**	ug/L	1000	1	05/13/22 08:51	05/17/22 01:52	7440-23-5	
6010 MET ICP, Dissolved	Analytical Method: EPA 6010 Preparation Method: EPA 3010							
	Pace Analytical Services - Indianapolis							
Manganese, Dissolved	**1870**	ug/L	10.0	1	05/13/22 08:51	05/16/22 10:57	7439-96-5	
Molybdenum, Dissolved	**158**	ug/L	10.0	1	05/13/22 08:51	05/16/22 10:57	7439-98-7	
6020 MET ICPMS	Analytical Method: EPA 6020 Preparation Method: EPA 200.2							
	Pace Analytical Services - Indianapolis							
Antimony	ND	ug/L	1.0	1	05/11/22 15:30	05/12/22 17:23	7440-36-0	
Arsenic	**6.9**	ug/L	1.0	1	05/11/22 15:30	05/12/22 17:23	7440-38-2	
Beryllium	ND	ug/L	0.20	1	05/11/22 15:30	05/12/22 17:23	7440-41-7	
Cobalt	**1.5**	ug/L	1.0	1	05/11/22 15:30	05/12/22 17:23	7440-48-4	
Selenium	**4.4**	ug/L	1.0	1	05/11/22 15:30	05/12/22 17:23	7782-49-2	
Thallium	ND	ug/L	1.0	1	05/11/22 15:30	05/12/22 17:23	7440-28-0	
7470 Mercury	Analytical Method: EPA 7470 Preparation Method: EPA 7470							
	Pace Analytical Services - Indianapolis							
Mercury	ND	ug/L	0.20	1	05/09/22 17:56	05/10/22 10:01	7439-97-6	
2320B Alkalinity	Analytical Method: SM 2320B							
	Pace Analytical Services - Indianapolis							
Alkalinity, Total as CaCO3	**528**	mg/L	2.0	1		05/12/22 11:04		
Alkalinity,Bicarbonate (CaCO3)	**528**	mg/L	2.0	1		05/12/22 11:04		
Alkalinity,Carbonate (CaCO3)	ND	mg/L	2.0	1		05/12/22 11:04		

REPORT OF LABORATORY ANALYSIS

This report shall not be reproduced, except in full,
without the written consent of Pace Analytical Services, LLC.

Pace Analytical Services, LLC
7726 Moller Road
Indianapolis, IN 46268
(317)228-3100

ANALYTICAL RESULTS

Project: Harding St Profile 1 Report 1
Pace Project No.: 50315730

Sample: MW-6S **Lab ID: 50315730003** Collected: 05/04/22 15:11 Received: 05/05/22 15:10 Matrix: Water

Parameters	Results	Units	Report Limit	DF	Prepared	Analyzed	CAS No.	Qual
2540C Total Dissolved Solids	Analytical Method: SM 2540C Pace Analytical Services - Indianapolis							
Total Dissolved Solids	**1520**	mg/L	20.0	1		05/11/22 13:33		
4500H+ pH, Electrometric	Analytical Method: SM 4500-H+B Pace Analytical Services - Indianapolis							
pH at 25 Degrees C	**7.1**	Std. Units	0.10	1		05/13/22 15:06		H3
4500S2D Sulfide Water	Analytical Method: SM 4500-S2-D Pace Analytical Services - Indianapolis							
Sulfide	ND	mg/L	0.10	1		05/07/22 08:49	18496-25-8	
Iron, Ferrous	Analytical Method: HACH 8146 Pace Analytical Services - Indianapolis							
Iron, Ferrous	**0.23**	mg/L	0.20	1		05/10/22 14:44	15438-31-0	H3,N2
353.2 Nitrogen, NO2/NO3 unpres	Analytical Method: EPA 353.2 Pace Analytical Services - Indianapolis							
Nitrogen, Nitrate	**0.67**	mg/L	0.10	1		05/06/22 09:50	14797-55-8	
Nitrogen, Nitrite	ND	mg/L	0.10	1		05/06/22 09:50	14797-65-0	
365.1 Total Phosphorus	Analytical Method: EPA 365.1 Preparation Method: EPA 365.1 Pace Analytical Services - Indianapolis							
Phosphate as P04	**0.16**	mg/L	0.15	1	05/10/22 11:00	05/13/22 14:32		
5310C TOC	Analytical Method: SM 5310C Pace Analytical Services - Indianapolis							
Total Organic Carbon	**2.9**	mg/L	1.0	1		05/13/22 00:58	7440-44-0	
5310C Dissolved Organic Carbon	Analytical Method: SM 5310C Pace Analytical Services - Indianapolis							
Dissolved Organic Carbon	**3.4**	mg/L	1.0	1		05/17/22 10:04		

REPORT OF LABORATORY ANALYSIS

This report shall not be reproduced, except in full,
without the written consent of Pace Analytical Services, LLC.

Pace Analytical Services, LLC
7726 Moller Road
Indianapolis, IN 46268
(317)228-3100

ANALYTICAL RESULTS

Project: Harding St Profile 1 Report 1
Pace Project No.: 50315730

Sample: MW-7D **Lab ID: 50315730004** Collected: 05/04/22 14:20 Received: 05/05/22 15:10 Matrix: Water

Parameters	Results	Units	Report Limit	DF	Prepared	Analyzed	CAS No.	Qual
9056 IC Anions	Analytical Method: EPA 9056							
	Pace Analytical Services - Indianapolis							
Chloride	**174**	mg/L	25.0	100		05/17/22 14:16	16887-00-6	
Fluoride	**0.51**	mg/L	0.10	1		05/17/22 13:39	16984-48-8	
Sulfate	**671**	mg/L	25.0	100		05/17/22 14:16	14808-79-8	
6010 MET ICP	Analytical Method: EPA 6010 Preparation Method: EPA 3010							
	Pace Analytical Services - Indianapolis							
Aluminum	ND	ug/L	200	1	05/13/22 08:51	05/17/22 01:54	7429-90-5	
Barium	**42.4**	ug/L	10.0	1	05/13/22 08:51	05/17/22 01:54	7440-39-3	
Boron	**14300**	ug/L	100	1	05/13/22 08:51	05/17/22 01:54	7440-42-8	
Cadmium	ND	ug/L	2.0	1	05/13/22 08:51	05/17/22 01:54	7440-43-9	
Calcium	**241000**	ug/L	2000	2	05/13/22 08:51	05/17/22 02:48	7440-70-2	
Chromium	ND	ug/L	10.0	1	05/13/22 08:51	05/17/22 01:54	7440-47-3	
Iron	**2020**	ug/L	100	1	05/13/22 08:51	05/17/22 01:54	7439-89-6	
Lead	ND	ug/L	10.0	1	05/13/22 08:51	05/17/22 01:54	7439-92-1	
Lithium	**100**	ug/L	20.0	1	05/13/22 08:51	05/17/22 01:54	7439-93-2	
Magnesium	**46800**	ug/L	1000	1	05/13/22 08:51	05/17/22 01:54	7439-95-4	
Manganese	**493**	ug/L	10.0	1	05/13/22 08:51	05/17/22 01:54	7439-96-5	
Molybdenum	**592**	ug/L	10.0	1	05/13/22 08:51	05/17/22 01:54	7439-98-7	
Potassium	**16000**	ug/L	1000	1	05/13/22 08:51	05/17/22 01:54	7440-09-7	
Silica	**13200**	ug/L	450	1	05/13/22 08:51	05/17/22 01:54	7631-86-9	N2
Sodium	**167000**	ug/L	1000	1	05/13/22 08:51	05/17/22 01:54	7440-23-5	
6010 MET ICP, Dissolved	Analytical Method: EPA 6010 Preparation Method: EPA 3010							
	Pace Analytical Services - Indianapolis							
Manganese, Dissolved	**496**	ug/L	10.0	1	05/13/22 08:51	05/16/22 11:04	7439-96-5	
Molybdenum, Dissolved	**615**	ug/L	10.0	1	05/13/22 08:51	05/16/22 11:04	7439-98-7	
6020 MET ICPMS	Analytical Method: EPA 6020 Preparation Method: EPA 200.2							
	Pace Analytical Services - Indianapolis							
Antimony	ND	ug/L	1.0	1	05/11/22 15:30	05/12/22 17:28	7440-36-0	
Arsenic	**484**	ug/L	4.0	4	05/11/22 15:30	05/13/22 17:17	7440-38-2	
Beryllium	ND	ug/L	0.20	1	05/11/22 15:30	05/12/22 17:28	7440-41-7	
Cobalt	ND	ug/L	1.0	1	05/11/22 15:30	05/12/22 17:28	7440-48-4	
Selenium	ND	ug/L	1.0	1	05/11/22 15:30	05/12/22 17:28	7782-49-2	
Thallium	ND	ug/L	1.0	1	05/11/22 15:30	05/12/22 17:28	7440-28-0	
7470 Mercury	Analytical Method: EPA 7470 Preparation Method: EPA 7470							
	Pace Analytical Services - Indianapolis							
Mercury	ND	ug/L	0.20	1	05/09/22 17:56	05/10/22 10:04	7439-97-6	
2320B Alkalinity	Analytical Method: SM 2320B							
	Pace Analytical Services - Indianapolis							
Alkalinity, Total as CaCO3	**248**	mg/L	2.0	1		05/12/22 11:04		
Alkalinity,Bicarbonate (CaCO3)	**248**	mg/L	2.0	1		05/12/22 11:04		
Alkalinity,Carbonate (CaCO3)	ND	mg/L	2.0	1		05/12/22 11:04		

REPORT OF LABORATORY ANALYSIS

This report shall not be reproduced, except in full,
without the written consent of Pace Analytical Services, LLC.

Pace Analytical Services, LLC
7726 Moller Road
Indianapolis, IN 46268
(317)228-3100

ANALYTICAL RESULTS

Project: Harding St Profile 1 Report 1
Pace Project No.: 50315730

Sample: MW-7D **Lab ID: 50315730004** Collected: 05/04/22 14:20 Received: 05/05/22 15:10 Matrix: Water

Parameters	Results	Units	Report Limit	DF	Prepared	Analyzed	CAS No.	Qual
2540C Total Dissolved Solids	Analytical Method: SM 2540C Pace Analytical Services - Indianapolis							
Total Dissolved Solids	**1480**	mg/L	20.0	1		05/11/22 13:34		
4500H+ pH, Electrometric	Analytical Method: SM 4500-H+B Pace Analytical Services - Indianapolis							
pH at 25 Degrees C	**7.6**	Std. Units	0.10	1		05/13/22 15:07		H3
4500S2D Sulfide Water	Analytical Method: SM 4500-S2-D Pace Analytical Services - Indianapolis							
Sulfide	ND	mg/L	0.10	1		05/07/22 08:49	18496-25-8	
Iron, Ferrous	Analytical Method: HACH 8146 Pace Analytical Services - Indianapolis							
Iron, Ferrous	**0.21**	mg/L	0.20	1		05/10/22 14:44	15438-31-0	H3,N2
353.2 Nitrogen, NO2/NO3 unpres	Analytical Method: EPA 353.2 Pace Analytical Services - Indianapolis							
Nitrogen, Nitrate	ND	mg/L	0.10	1		05/06/22 09:41	14797-55-8	
Nitrogen, Nitrite	ND	mg/L	0.10	1		05/06/22 09:41	14797-65-0	
365.1 Total Phosphorus	Analytical Method: EPA 365.1 Preparation Method: EPA 365.1 Pace Analytical Services - Indianapolis							
Phosphate as P04	**0.89**	mg/L	0.15	1	05/10/22 11:00	05/13/22 14:34		
5310C TOC	Analytical Method: SM 5310C Pace Analytical Services - Indianapolis							
Total Organic Carbon	**2.3**	mg/L	1.0	1		05/13/22 01:18	7440-44-0	
5310C Dissolved Organic Carbon	Analytical Method: SM 5310C Pace Analytical Services - Indianapolis							
Dissolved Organic Carbon	**1.9**	mg/L	1.0	1		05/17/22 10:16		

REPORT OF LABORATORY ANALYSIS

This report shall not be reproduced, except in full,
without the written consent of Pace Analytical Services, LLC.

Pace Analytical Services, LLC
7726 Moller Road
Indianapolis, IN 46268
(317)228-3100

ANALYTICAL RESULTS

Project: Harding St Profile 1 Report 1
Pace Project No.: 50315730

Sample: MW-2S **Lab ID: 50315730005** Collected: 05/04/22 10:40 Received: 05/05/22 15:10 Matrix: Water

Parameters	Results	Units	Report Limit	DF	Prepared	Analyzed	CAS No.	Qual
9056 IC Anions	Analytical Method: EPA 9056							
	Pace Analytical Services - Indianapolis							
Chloride	**110**	mg/L	25.0	100		05/17/22 15:11	16887-00-6	
Fluoride	**0.39**	mg/L	0.10	1		05/17/22 14:34	16984-48-8	
Sulfate	**113**	mg/L	2.5	10		05/17/22 14:53	14808-79-8	
6010 MET ICP	Analytical Method: EPA 6010 Preparation Method: EPA 3010							
	Pace Analytical Services - Indianapolis							
Aluminum	ND	ug/L	200	1	05/13/22 08:51	05/17/22 01:56	7429-90-5	
Barium	**97.1**	ug/L	10.0	1	05/13/22 08:51	05/17/22 01:56	7440-39-3	
Boron	**396**	ug/L	100	1	05/13/22 08:51	05/17/22 01:56	7440-42-8	
Cadmium	ND	ug/L	2.0	1	05/13/22 08:51	05/17/22 01:56	7440-43-9	
Calcium	**100000**	ug/L	1000	1	05/13/22 08:51	05/17/22 01:56	7440-70-2	
Chromium	ND	ug/L	10.0	1	05/13/22 08:51	05/17/22 01:56	7440-47-3	
Iron	**1120**	ug/L	100	1	05/13/22 08:51	05/17/22 01:56	7439-89-6	
Lead	ND	ug/L	10.0	1	05/13/22 08:51	05/17/22 01:56	7439-92-1	
Lithium	ND	ug/L	20.0	1	05/13/22 08:51	05/17/22 01:56	7439-93-2	
Magnesium	**30800**	ug/L	1000	1	05/13/22 08:51	05/17/22 01:56	7439-95-4	
Manganese	**382**	ug/L	10.0	1	05/13/22 08:51	05/17/22 01:56	7439-96-5	
Molybdenum	**15.5**	ug/L	10.0	1	05/13/22 08:51	05/17/22 01:56	7439-98-7	
Potassium	**4140**	ug/L	1000	1	05/13/22 08:51	05/17/22 01:56	7440-09-7	
Silica	**8450**	ug/L	450	1	05/13/22 08:51	05/17/22 01:56	7631-86-9	N2
Sodium	**106000**	ug/L	1000	1	05/13/22 08:51	05/17/22 01:56	7440-23-5	
6010 MET ICP, Dissolved	Analytical Method: EPA 6010 Preparation Method: EPA 3010							
	Pace Analytical Services - Indianapolis							
Manganese, Dissolved	**395**	ug/L	10.0	1	05/13/22 08:51	05/16/22 11:06	7439-96-5	
Molybdenum, Dissolved	**15.8**	ug/L	10.0	1	05/13/22 08:51	05/16/22 11:06	7439-98-7	
6020 MET ICPMS	Analytical Method: EPA 6020 Preparation Method: EPA 200.2							
	Pace Analytical Services - Indianapolis							
Antimony	ND	ug/L	1.0	1	05/11/22 15:30	05/12/22 16:35	7440-36-0	
Arsenic	**8.8**	ug/L	1.0	1	05/11/22 15:30	05/12/22 16:35	7440-38-2	
Beryllium	ND	ug/L	0.20	1	05/11/22 15:30	05/12/22 16:35	7440-41-7	
Cobalt	ND	ug/L	1.0	1	05/11/22 15:30	05/12/22 16:35	7440-48-4	
Selenium	ND	ug/L	1.0	1	05/11/22 15:30	05/12/22 16:35	7782-49-2	
Thallium	ND	ug/L	1.0	1	05/11/22 15:30	05/12/22 16:35	7440-28-0	
7470 Mercury	Analytical Method: EPA 7470 Preparation Method: EPA 7470							
	Pace Analytical Services - Indianapolis							
Mercury	ND	ug/L	0.20	1	05/09/22 17:56	05/10/22 10:06	7439-97-6	
2320B Alkalinity	Analytical Method: SM 2320B							
	Pace Analytical Services - Indianapolis							
Alkalinity, Total as CaCO3	**295**	mg/L	2.0	1		05/12/22 11:04		
Alkalinity,Bicarbonate (CaCO3)	**294**	mg/L	2.0	1		05/12/22 11:04		
Alkalinity,Carbonate (CaCO3)	ND	mg/L	2.0	1		05/12/22 11:04		

REPORT OF LABORATORY ANALYSIS

This report shall not be reproduced, except in full,
without the written consent of Pace Analytical Services, LLC.

Pace Analytical Services, LLC
7726 Moller Road
Indianapolis, IN 46268
(317)228-3100

ANALYTICAL RESULTS

Project: Harding St Profile 1 Report 1
Pace Project No.: 50315730

Sample: MW-2S **Lab ID: 50315730005** Collected: 05/04/22 10:40 Received: 05/05/22 15:10 Matrix: Water

Parameters	Results	Units	Report Limit	DF	Prepared	Analyzed	CAS No.	Qual
2540C Total Dissolved Solids	Analytical Method: SM 2540C Pace Analytical Services - Indianapolis							
Total Dissolved Solids	**678**	mg/L	20.0	1		05/11/22 13:34		
4500H+ pH, Electrometric	Analytical Method: SM 4500-H+B Pace Analytical Services - Indianapolis							
pH at 25 Degrees C	**7.7**	Std. Units	0.10	1		05/13/22 15:09		H3
4500S2D Sulfide Water	Analytical Method: SM 4500-S2-D Pace Analytical Services - Indianapolis							
Sulfide	ND	mg/L	0.10	1		05/07/22 08:49	18496-25-8	
Iron, Ferrous	Analytical Method: HACH 8146 Pace Analytical Services - Indianapolis							
Iron, Ferrous	ND	mg/L	0.20	1		05/10/22 14:45	15438-31-0	H3,N2
353.2 Nitrogen, NO2/NO3 unpres	Analytical Method: EPA 353.2 Pace Analytical Services - Indianapolis							
Nitrogen, Nitrate	**0.15**	mg/L	0.10	1		05/06/22 09:11	14797-55-8	
Nitrogen, Nitrite	ND	mg/L	0.10	1		05/06/22 09:11	14797-65-0	
365.1 Total Phosphorus	Analytical Method: EPA 365.1 Preparation Method: EPA 365.1 Pace Analytical Services - Indianapolis							
Phosphate as P04	**0.73**	mg/L	0.15	1	05/10/22 11:00	05/13/22 14:35		
5310C TOC	Analytical Method: SM 5310C Pace Analytical Services - Indianapolis							
Total Organic Carbon	**2.0**	mg/L	1.0	1		05/13/22 01:38	7440-44-0	
5310C Dissolved Organic Carbon	Analytical Method: SM 5310C Pace Analytical Services - Indianapolis							
Dissolved Organic Carbon	**1.7**	mg/L	1.0	1		05/17/22 10:28		

REPORT OF LABORATORY ANALYSIS

This report shall not be reproduced, except in full,
without the written consent of Pace Analytical Services, LLC.

Pace Analytical Services, LLC
7726 Moller Road
Indianapolis, IN 46268
(317)228-3100

ANALYTICAL RESULTS

Project: Harding St Profile 1 Report 1
Pace Project No.: 50315730

Sample: MW-7S **Lab ID: 50315730006** Collected: 05/04/22 13:10 Received: 05/05/22 15:10 Matrix: Water

Parameters	Results	Units	Report Limit	DF	Prepared	Analyzed	CAS No.	Qual
9056 IC Anions	Analytical Method: EPA 9056							
	Pace Analytical Services - Indianapolis							
Chloride	**186**	mg/L	25.0	100		05/17/22 18:34	16887-00-6	
Fluoride	**0.72**	mg/L	0.10	1		05/17/22 17:57	16984-48-8	
Sulfate	**578**	mg/L	25.0	100		05/17/22 18:34	14808-79-8	
6010 MET ICP	Analytical Method: EPA 6010 Preparation Method: EPA 3010							
	Pace Analytical Services - Indianapolis							
Aluminum	ND	ug/L	200	1	05/13/22 08:51	05/17/22 02:06	7429-90-5	
Barium	**37.7**	ug/L	10.0	1	05/13/22 08:51	05/17/22 02:06	7440-39-3	
Boron	**12300**	ug/L	100	1	05/13/22 08:51	05/17/22 02:06	7440-42-8	
Cadmium	ND	ug/L	2.0	1	05/13/22 08:51	05/17/22 02:06	7440-43-9	
Calcium	**196000**	ug/L	1000	1	05/13/22 08:51	05/17/22 02:06	7440-70-2	
Chromium	ND	ug/L	10.0	1	05/13/22 08:51	05/17/22 02:06	7440-47-3	
Iron	**2990**	ug/L	100	1	05/13/22 08:51	05/17/22 02:06	7439-89-6	
Lead	ND	ug/L	10.0	1	05/13/22 08:51	05/17/22 02:06	7439-92-1	
Lithium	**86.7**	ug/L	20.0	1	05/13/22 08:51	05/17/22 02:06	7439-93-2	
Magnesium	**43800**	ug/L	1000	1	05/13/22 08:51	05/17/22 02:06	7439-95-4	
Manganese	**392**	ug/L	10.0	1	05/13/22 08:51	05/17/22 02:06	7439-96-5	
Molybdenum	**582**	ug/L	10.0	1	05/13/22 08:51	05/17/22 02:06	7439-98-7	
Potassium	**14600**	ug/L	1000	1	05/13/22 08:51	05/17/22 02:06	7440-09-7	
Silica	**14300**	ug/L	450	1	05/13/22 08:51	05/17/22 02:06	7631-86-9	N2
Sodium	**167000**	ug/L	1000	1	05/13/22 08:51	05/17/22 02:06	7440-23-5	
6010 MET ICP, Dissolved	Analytical Method: EPA 6010 Preparation Method: EPA 3010							
	Pace Analytical Services - Indianapolis							
Manganese, Dissolved	**395**	ug/L	10.0	1	05/13/22 08:51	05/16/22 11:12	7439-96-5	
Molybdenum, Dissolved	**594**	ug/L	10.0	1	05/13/22 08:51	05/16/22 11:12	7439-98-7	
6020 MET ICPMS	Analytical Method: EPA 6020 Preparation Method: EPA 200.2							
	Pace Analytical Services - Indianapolis							
Antimony	ND	ug/L	1.0	1	05/11/22 15:30	05/12/22 17:42	7440-36-0	
Arsenic	**374**	ug/L	4.0	4	05/11/22 15:30	05/13/22 17:22	7440-38-2	
Beryllium	ND	ug/L	0.20	1	05/11/22 15:30	05/12/22 17:42	7440-41-7	
Cobalt	ND	ug/L	1.0	1	05/11/22 15:30	05/12/22 17:42	7440-48-4	
Selenium	ND	ug/L	1.0	1	05/11/22 15:30	05/12/22 17:42	7782-49-2	
Thallium	ND	ug/L	1.0	1	05/11/22 15:30	05/12/22 17:42	7440-28-0	
7470 Mercury	Analytical Method: EPA 7470 Preparation Method: EPA 7470							
	Pace Analytical Services - Indianapolis							
Mercury	ND	ug/L	0.20	1	05/09/22 17:56	05/10/22 10:19	7439-97-6	
2320B Alkalinity	Analytical Method: SM 2320B							
	Pace Analytical Services - Indianapolis							
Alkalinity, Total as CaCO3	**252**	mg/L	2.0	1		05/13/22 14:51		
Alkalinity,Bicarbonate (CaCO3)	**252**	mg/L	2.0	1		05/13/22 14:51		
Alkalinity,Carbonate (CaCO3)	ND	mg/L	2.0	1		05/13/22 14:51		

REPORT OF LABORATORY ANALYSIS

This report shall not be reproduced, except in full,
without the written consent of Pace Analytical Services, LLC.

Pace Analytical Services, LLC
7726 Moller Road
Indianapolis, IN 46268
(317)228-3100

ANALYTICAL RESULTS

Project: Harding St Profile 1 Report 1
Pace Project No.: 50315730

Sample: MW-7S **Lab ID: 50315730006** Collected: 05/04/22 13:10 Received: 05/05/22 15:10 Matrix: Water

Parameters	Results	Units	Report Limit	DF	Prepared	Analyzed	CAS No.	Qual
2540C Total Dissolved Solids	Analytical Method: SM 2540C Pace Analytical Services - Indianapolis							
Total Dissolved Solids	**1360**	mg/L	20.0	1		05/11/22 13:35		
4500H+ pH, Electrometric	Analytical Method: SM 4500-H+B Pace Analytical Services - Indianapolis							
pH at 25 Degrees C	**7.6**	Std. Units	0.10	1		05/13/22 15:13		H3
4500S2D Sulfide Water	Analytical Method: SM 4500-S2-D Pace Analytical Services - Indianapolis							
Sulfide	ND	mg/L	0.10	1		05/07/22 08:49	18496-25-8	
Iron, Ferrous	Analytical Method: HACH 8146 Pace Analytical Services - Indianapolis							
Iron, Ferrous	**0.24**	mg/L	0.20	1		05/10/22 14:45	15438-31-0	H3,N2
353.2 Nitrogen, NO2/NO3 unpres	Analytical Method: EPA 353.2 Pace Analytical Services - Indianapolis							
Nitrogen, Nitrate	ND	mg/L	0.10	1		05/06/22 09:33	14797-55-8	
Nitrogen, Nitrite	ND	mg/L	0.10	1		05/06/22 09:33	14797-65-0	
365.1 Total Phosphorus	Analytical Method: EPA 365.1 Preparation Method: EPA 365.1 Pace Analytical Services - Indianapolis							
Phosphate as P04	**0.66**	mg/L	0.15	1	05/10/22 11:00	05/13/22 14:37		
5310C TOC	Analytical Method: SM 5310C Pace Analytical Services - Indianapolis							
Total Organic Carbon	**2.1**	mg/L	1.0	1		05/13/22 03:35	7440-44-0	
5310C Dissolved Organic Carbon	Analytical Method: SM 5310C Pace Analytical Services - Indianapolis							
Dissolved Organic Carbon	**2.0**	mg/L	1.0	1		05/17/22 11:28		

REPORT OF LABORATORY ANALYSIS

This report shall not be reproduced, except in full,
without the written consent of Pace Analytical Services, LLC.

Pace Analytical Services, LLC
7726 Moller Road
Indianapolis, IN 46268
(317)228-3100

ANALYTICAL RESULTS

Project: Harding St Profile 1 Report 1
Pace Project No.: 50315730

Sample: MW-2D **Lab ID: 50315730007** Collected: 05/04/22 10:47 Received: 05/05/22 15:10 Matrix: Water

Parameters	Results	Units	Report Limit	DF	Prepared	Analyzed	CAS No.	Qual
9056 IC Anions	Analytical Method: EPA 9056							
	Pace Analytical Services - Indianapolis							
Chloride	**194**	mg/L	25.0	100		05/17/22 19:29	16887-00-6	
Fluoride	**0.95**	mg/L	0.10	1		05/17/22 18:52	16984-48-8	
Sulfate	**406**	mg/L	25.0	100		05/17/22 19:29	14808-79-8	
6010 MET ICP	Analytical Method: EPA 6010 Preparation Method: EPA 3010							
	Pace Analytical Services - Indianapolis							
Aluminum	ND	ug/L	200	1	05/13/22 08:51	05/17/22 02:12	7429-90-5	
Barium	**44.2**	ug/L	10.0	1	05/13/22 08:51	05/17/22 02:12	7440-39-3	
Boron	**1950**	ug/L	100	1	05/13/22 08:51	05/17/22 02:12	7440-42-8	
Cadmium	ND	ug/L	2.0	1	05/13/22 08:51	05/17/22 02:12	7440-43-9	
Calcium	**243000**	ug/L	2000	2	05/13/22 08:51	05/17/22 02:50	7440-70-2	
Chromium	ND	ug/L	10.0	1	05/13/22 08:51	05/17/22 02:12	7440-47-3	
Iron	**2650**	ug/L	100	1	05/13/22 08:51	05/17/22 02:12	7439-89-6	
Lead	ND	ug/L	10.0	1	05/13/22 08:51	05/17/22 02:12	7439-92-1	
Lithium	**49.4**	ug/L	20.0	1	05/13/22 08:51	05/17/22 02:12	7439-93-2	
Magnesium	**51200**	ug/L	1000	1	05/13/22 08:51	05/17/22 02:12	7439-95-4	
Manganese	**481**	ug/L	10.0	1	05/13/22 08:51	05/17/22 02:12	7439-96-5	
Molybdenum	**52.8**	ug/L	10.0	1	05/13/22 08:51	05/17/22 02:12	7439-98-7	
Potassium	**10800**	ug/L	1000	1	05/13/22 08:51	05/17/22 02:12	7440-09-7	
Silica	**15100**	ug/L	450	1	05/13/22 08:51	05/17/22 02:12	7631-86-9	N2
Sodium	**140000**	ug/L	1000	1	05/13/22 08:51	05/17/22 02:12	7440-23-5	
6010 MET ICP, Dissolved	Analytical Method: EPA 6010 Preparation Method: EPA 3010							
	Pace Analytical Services - Indianapolis							
Manganese, Dissolved	**459**	ug/L	10.0	1	05/13/22 08:51	05/16/22 11:14	7439-96-5	
Molybdenum, Dissolved	**53.4**	ug/L	10.0	1	05/13/22 08:51	05/16/22 11:14	7439-98-7	
6020 MET ICPMS	Analytical Method: EPA 6020 Preparation Method: EPA 200.2							
	Pace Analytical Services - Indianapolis							
Antimony	ND	ug/L	1.0	1	05/11/22 15:30	05/12/22 17:47	7440-36-0	
Arsenic	**4.0**	ug/L	1.0	1	05/11/22 15:30	05/12/22 17:47	7440-38-2	
Beryllium	ND	ug/L	0.20	1	05/11/22 15:30	05/12/22 17:47	7440-41-7	
Cobalt	ND	ug/L	1.0	1	05/11/22 15:30	05/12/22 17:47	7440-48-4	
Selenium	ND	ug/L	1.0	1	05/11/22 15:30	05/12/22 17:47	7782-49-2	
Thallium	ND	ug/L	1.0	1	05/11/22 15:30	05/12/22 17:47	7440-28-0	
7470 Mercury	Analytical Method: EPA 7470 Preparation Method: EPA 7470							
	Pace Analytical Services - Indianapolis							
Mercury	ND	ug/L	0.20	1	05/09/22 17:56	05/10/22 10:21	7439-97-6	
2320B Alkalinity	Analytical Method: SM 2320B							
	Pace Analytical Services - Indianapolis							
Alkalinity, Total as CaCO3	**353**	mg/L	2.0	1		05/13/22 14:51		
Alkalinity,Bicarbonate (CaCO3)	**353**	mg/L	2.0	1		05/13/22 14:51		
Alkalinity,Carbonate (CaCO3)	ND	mg/L	2.0	1		05/13/22 14:51		

REPORT OF LABORATORY ANALYSIS

This report shall not be reproduced, except in full,
without the written consent of Pace Analytical Services, LLC.

Pace Analytical Services, LLC
7726 Moller Road
Indianapolis, IN 46268
(317)228-3100

ANALYTICAL RESULTS

Project: Harding St Profile 1 Report 1
Pace Project No.: 50315730

Sample: MW-2D **Lab ID: 50315730007** Collected: 05/04/22 10:47 Received: 05/05/22 15:10 Matrix: Water

Parameters	Results	Units	Report Limit	DF	Prepared	Analyzed	CAS No.	Qual
2540C Total Dissolved Solids	Analytical Method: SM 2540C Pace Analytical Services - Indianapolis							
Total Dissolved Solids	**1280**	mg/L	20.0	1		05/11/22 13:36		
4500H+ pH, Electrometric	Analytical Method: SM 4500-H+B Pace Analytical Services - Indianapolis							
pH at 25 Degrees C	**7.3**	Std. Units	0.10	1		05/13/22 15:14		H3
4500S2D Sulfide Water	Analytical Method: SM 4500-S2-D Pace Analytical Services - Indianapolis							
Sulfide	ND	mg/L	0.10	1		05/07/22 08:49	18496-25-8	
Iron, Ferrous	Analytical Method: HACH 8146 Pace Analytical Services - Indianapolis							
Iron, Ferrous	ND	mg/L	0.20	1		05/10/22 14:46	15438-31-0	H3,N2
353.2 Nitrogen, NO2/NO3 unpres	Analytical Method: EPA 353.2 Pace Analytical Services - Indianapolis							
Nitrogen, Nitrate	ND	mg/L	0.10	1		05/06/22 09:16	14797-55-8	
Nitrogen, Nitrite	ND	mg/L	0.10	1		05/06/22 09:16	14797-65-0	
365.1 Total Phosphorus	Analytical Method: EPA 365.1 Preparation Method: EPA 365.1 Pace Analytical Services - Indianapolis							
Phosphate as P04	ND	mg/L	0.15	1	05/10/22 11:00	05/13/22 14:38		
5310C TOC	Analytical Method: SM 5310C Pace Analytical Services - Indianapolis							
Total Organic Carbon	**1.8**	mg/L	1.0	1		05/13/22 03:55	7440-44-0	
5310C Dissolved Organic Carbon	Analytical Method: SM 5310C Pace Analytical Services - Indianapolis							
Dissolved Organic Carbon	**1.6**	mg/L	1.0	1		05/17/22 11:41		

REPORT OF LABORATORY ANALYSIS

This report shall not be reproduced, except in full,
without the written consent of Pace Analytical Services, LLC.

Pace Analytical Services, LLC
7726 Moller Road
Indianapolis, IN 46268
(317)228-3100

ANALYTICAL RESULTS

Project: Harding St Profile 1 Report 1
Pace Project No.: 50315730

Sample: MW-13S **Lab ID: 50315730008** Collected: 05/04/22 13:02 Received: 05/05/22 15:10 Matrix: Water

Parameters	Results	Units	Report Limit	DF	Prepared	Analyzed	CAS No.	Qual
9056 IC Anions	Analytical Method: EPA 9056							
	Pace Analytical Services - Indianapolis							
Chloride	**171**	mg/L	25.0	100		05/17/22 21:01	16887-00-6	
Fluoride	**1.1**	mg/L	0.10	1		05/17/22 20:24	16984-48-8	
Sulfate	**522**	mg/L	25.0	100		05/17/22 21:01	14808-79-8	
6010 MET ICP	Analytical Method: EPA 6010 Preparation Method: EPA 3010							
	Pace Analytical Services - Indianapolis							
Aluminum	ND	ug/L	200	1	05/13/22 08:51	05/17/22 02:15	7429-90-5	
Barium	**43.6**	ug/L	10.0	1	05/13/22 08:51	05/17/22 02:15	7440-39-3	
Boron	**11800**	ug/L	100	1	05/13/22 08:51	05/17/22 02:15	7440-42-8	
Cadmium	ND	ug/L	2.0	1	05/13/22 08:51	05/17/22 02:15	7440-43-9	
Calcium	**171000**	ug/L	1000	1	05/13/22 08:51	05/17/22 02:15	7440-70-2	
Chromium	ND	ug/L	10.0	1	05/13/22 08:51	05/17/22 02:15	7440-47-3	
Iron	**1700**	ug/L	100	1	05/13/22 08:51	05/17/22 02:15	7439-89-6	
Lead	ND	ug/L	10.0	1	05/13/22 08:51	05/17/22 02:15	7439-92-1	
Lithium	**62.2**	ug/L	20.0	1	05/13/22 08:51	05/17/22 02:15	7439-93-2	
Magnesium	**46500**	ug/L	1000	1	05/13/22 08:51	05/17/22 02:15	7439-95-4	
Manganese	**412**	ug/L	10.0	1	05/13/22 08:51	05/17/22 02:15	7439-96-5	
Molybdenum	**557**	ug/L	10.0	1	05/13/22 08:51	05/17/22 02:15	7439-98-7	
Potassium	**12600**	ug/L	1000	1	05/13/22 08:51	05/17/22 02:15	7440-09-7	
Silica	**14700**	ug/L	450	1	05/13/22 08:51	05/17/22 02:15	7631-86-9	N2
Sodium	**168000**	ug/L	1000	1	05/13/22 08:51	05/17/22 02:15	7440-23-5	
6010 MET ICP, Dissolved	Analytical Method: EPA 6010 Preparation Method: EPA 3010							
	Pace Analytical Services - Indianapolis							
Manganese, Dissolved	**415**	ug/L	10.0	1	05/13/22 08:51	05/16/22 11:17	7439-96-5	
Molybdenum, Dissolved	**573**	ug/L	10.0	1	05/13/22 08:51	05/16/22 11:17	7439-98-7	
6020 MET ICPMS	Analytical Method: EPA 6020 Preparation Method: EPA 200.2							
	Pace Analytical Services - Indianapolis							
Antimony	ND	ug/L	1.0	1	05/11/22 15:30	05/12/22 17:57	7440-36-0	
Arsenic	**312**	ug/L	2.0	2	05/11/22 15:30	05/13/22 17:26	7440-38-2	
Beryllium	ND	ug/L	0.20	1	05/11/22 15:30	05/12/22 17:57	7440-41-7	
Cobalt	ND	ug/L	1.0	1	05/11/22 15:30	05/12/22 17:57	7440-48-4	
Selenium	ND	ug/L	1.0	1	05/11/22 15:30	05/12/22 17:57	7782-49-2	
Thallium	ND	ug/L	1.0	1	05/11/22 15:30	05/12/22 17:57	7440-28-0	
7470 Mercury	Analytical Method: EPA 7470 Preparation Method: EPA 7470							
	Pace Analytical Services - Indianapolis							
Mercury	ND	ug/L	0.20	1	05/09/22 17:56	05/10/22 10:24	7439-97-6	
2320B Alkalinity	Analytical Method: SM 2320B							
	Pace Analytical Services - Indianapolis							
Alkalinity, Total as CaCO3	**262**	mg/L	2.0	1		05/13/22 14:51		
Alkalinity,Bicarbonate (CaCO3)	**262**	mg/L	2.0	1		05/13/22 14:51		
Alkalinity,Carbonate (CaCO3)	ND	mg/L	2.0	1		05/13/22 14:51		

REPORT OF LABORATORY ANALYSIS

This report shall not be reproduced, except in full,
without the written consent of Pace Analytical Services, LLC.

Pace Analytical Services, LLC
7726 Moller Road
Indianapolis, IN 46268
(317)228-3100

ANALYTICAL RESULTS

Project: Harding St Profile 1 Report 1
Pace Project No.: 50315730

Sample: MW-13S **Lab ID: 50315730008** Collected: 05/04/22 13:02 Received: 05/05/22 15:10 Matrix: Water

Parameters	Results	Units	Report Limit	DF	Prepared	Analyzed	CAS No.	Qual
2540C Total Dissolved Solids	Analytical Method: SM 2540C Pace Analytical Services - Indianapolis							
Total Dissolved Solids	**1270**	mg/L	20.0	1		05/11/22 13:36		
4500H+ pH, Electrometric	Analytical Method: SM 4500-H+B Pace Analytical Services - Indianapolis							
pH at 25 Degrees C	**7.6**	Std. Units	0.10	1		05/13/22 15:15		H3
4500S2D Sulfide Water	Analytical Method: SM 4500-S2-D Pace Analytical Services - Indianapolis							
Sulfide	ND	mg/L	0.10	1		05/07/22 08:49	18496-25-8	
Iron, Ferrous	Analytical Method: HACH 8146 Pace Analytical Services - Indianapolis							
Iron, Ferrous	ND	mg/L	0.20	1		05/10/22 14:46	15438-31-0	H3,N2
353.2 Nitrogen, NO2/NO3 unpres	Analytical Method: EPA 353.2 Pace Analytical Services - Indianapolis							
Nitrogen, Nitrate	ND	mg/L	0.10	1		05/06/22 09:31	14797-55-8	
Nitrogen, Nitrite	ND	mg/L	0.10	1		05/06/22 09:31	14797-65-0	
365.1 Total Phosphorus	Analytical Method: EPA 365.1 Preparation Method: EPA 365.1 Pace Analytical Services - Indianapolis							
Phosphate as P04	**0.46**	mg/L	0.15	1	05/10/22 11:00	05/13/22 14:38		
5310C TOC	Analytical Method: SM 5310C Pace Analytical Services - Indianapolis							
Total Organic Carbon	**3.0**	mg/L	1.0	1		05/13/22 04:16	7440-44-0	
5310C Dissolved Organic Carbon	Analytical Method: SM 5310C Pace Analytical Services - Indianapolis							
Dissolved Organic Carbon	**3.6**	mg/L	1.0	1		05/17/22 11:53		

REPORT OF LABORATORY ANALYSIS

This report shall not be reproduced, except in full,
without the written consent of Pace Analytical Services, LLC.

Pace Analytical Services, LLC
7726 Moller Road
Indianapolis, IN 46268
(317)228-3100

ANALYTICAL RESULTS

Project: Harding St Profile 1 Report 1
Pace Project No.: 50315730

Sample: MW-13D **Lab ID: 50315730009** Collected: 05/04/22 14:31 Received: 05/05/22 15:10 Matrix: Water

Parameters	Results	Units	Report Limit	DF	Prepared	Analyzed	CAS No.	Qual
9056 IC Anions	Analytical Method: EPA 9056							
	Pace Analytical Services - Indianapolis							
Chloride	**226**	mg/L	25.0	100		05/17/22 21:56	16887-00-6	
Fluoride	**0.76**	mg/L	0.10	1		05/17/22 21:19	16984-48-8	
Sulfate	**688**	mg/L	25.0	100		05/17/22 21:56	14808-79-8	
6010 MET ICP	Analytical Method: EPA 6010 Preparation Method: EPA 3010							
	Pace Analytical Services - Indianapolis							
Aluminum	ND	ug/L	200	1	05/13/22 08:51	05/17/22 02:17	7429-90-5	
Barium	**30.4**	ug/L	10.0	1	05/13/22 08:51	05/17/22 02:17	7440-39-3	
Boron	**14900**	ug/L	100	1	05/13/22 08:51	05/17/22 02:17	7440-42-8	
Cadmium	ND	ug/L	2.0	1	05/13/22 08:51	05/17/22 02:17	7440-43-9	
Calcium	**196000**	ug/L	1000	1	05/13/22 08:51	05/17/22 02:17	7440-70-2	
Chromium	ND	ug/L	10.0	1	05/13/22 08:51	05/17/22 02:17	7440-47-3	
Iron	**1950**	ug/L	100	1	05/13/22 08:51	05/17/22 02:17	7439-89-6	
Lead	ND	ug/L	10.0	1	05/13/22 08:51	05/17/22 02:17	7439-92-1	
Lithium	**76.3**	ug/L	20.0	1	05/13/22 08:51	05/17/22 02:17	7439-93-2	
Magnesium	**50300**	ug/L	1000	1	05/13/22 08:51	05/17/22 02:17	7439-95-4	
Manganese	**184**	ug/L	10.0	1	05/13/22 08:51	05/17/22 02:17	7439-96-5	
Molybdenum	**565**	ug/L	10.0	1	05/13/22 08:51	05/17/22 02:17	7439-98-7	
Potassium	**15300**	ug/L	1000	1	05/13/22 08:51	05/17/22 02:17	7440-09-7	
Silica	**14000**	ug/L	450	1	05/13/22 08:51	05/17/22 02:17	7631-86-9	N2
Sodium	**177000**	ug/L	1000	1	05/13/22 08:51	05/17/22 02:17	7440-23-5	
6010 MET ICP, Dissolved	Analytical Method: EPA 6010 Preparation Method: EPA 3010							
	Pace Analytical Services - Indianapolis							
Manganese, Dissolved	**176**	ug/L	10.0	1	05/13/22 08:51	05/16/22 11:19	7439-96-5	
Molybdenum, Dissolved	**567**	ug/L	10.0	1	05/13/22 08:51	05/16/22 11:19	7439-98-7	
6020 MET ICPMS	Analytical Method: EPA 6020 Preparation Method: EPA 200.2							
	Pace Analytical Services - Indianapolis							
Antimony	ND	ug/L	1.0	1	05/11/22 15:30	05/12/22 18:01	7440-36-0	
Arsenic	**245**	ug/L	2.0	2	05/11/22 15:30	05/13/22 17:31	7440-38-2	
Beryllium	ND	ug/L	0.20	1	05/11/22 15:30	05/12/22 18:01	7440-41-7	
Cobalt	ND	ug/L	1.0	1	05/11/22 15:30	05/12/22 18:01	7440-48-4	
Selenium	ND	ug/L	1.0	1	05/11/22 15:30	05/12/22 18:01	7782-49-2	
Thallium	ND	ug/L	1.0	1	05/11/22 15:30	05/12/22 18:01	7440-28-0	
7470 Mercury	Analytical Method: EPA 7470 Preparation Method: EPA 7470							
	Pace Analytical Services - Indianapolis							
Mercury	ND	ug/L	0.20	1	05/09/22 17:56	05/10/22 10:26	7439-97-6	
2320B Alkalinity	Analytical Method: SM 2320B							
	Pace Analytical Services - Indianapolis							
Alkalinity, Total as CaCO3	**196**	mg/L	2.0	1		05/13/22 14:51		
Alkalinity,Bicarbonate (CaCO3)	**196**	mg/L	2.0	1		05/13/22 14:51		
Alkalinity,Carbonate (CaCO3)	ND	mg/L	2.0	1		05/13/22 14:51		

REPORT OF LABORATORY ANALYSIS

This report shall not be reproduced, except in full,
without the written consent of Pace Analytical Services, LLC.

Pace Analytical Services, LLC
7726 Moller Road
Indianapolis, IN 46268
(317)228-3100

ANALYTICAL RESULTS

Project: Harding St Profile 1 Report 1
Pace Project No.: 50315730

Sample: MW-13D **Lab ID: 50315730009** Collected: 05/04/22 14:31 Received: 05/05/22 15:10 Matrix: Water

Parameters	Results	Units	Report Limit	DF	Prepared	Analyzed	CAS No.	Qual
2540C Total Dissolved Solids	Analytical Method: SM 2540C Pace Analytical Services - Indianapolis							
Total Dissolved Solids	**1420**	mg/L	20.0	1		05/11/22 13:37		
4500H+ pH, Electrometric	Analytical Method: SM 4500-H+B Pace Analytical Services - Indianapolis							
pH at 25 Degrees C	**7.7**	Std. Units	0.10	1		05/13/22 15:16		H3
4500S2D Sulfide Water	Analytical Method: SM 4500-S2-D Pace Analytical Services - Indianapolis							
Sulfide	ND	mg/L	0.10	1		05/07/22 08:49	18496-25-8	
Iron, Ferrous	Analytical Method: HACH 8146 Pace Analytical Services - Indianapolis							
Iron, Ferrous	ND	mg/L	0.20	1		05/10/22 14:46	15438-31-0	H3,N2
353.2 Nitrogen, NO2/NO3 unpres	Analytical Method: EPA 353.2 Pace Analytical Services - Indianapolis							
Nitrogen, Nitrate	ND	mg/L	0.10	1		05/06/22 09:42	14797-55-8	
Nitrogen, Nitrite	ND	mg/L	0.10	1		05/06/22 09:42	14797-65-0	
365.1 Total Phosphorus	Analytical Method: EPA 365.1 Preparation Method: EPA 365.1 Pace Analytical Services - Indianapolis							
Phosphate as P04	**0.27**	mg/L	0.15	1	05/10/22 11:00	05/13/22 14:39		
5310C TOC	Analytical Method: SM 5310C Pace Analytical Services - Indianapolis							
Total Organic Carbon	**2.0**	mg/L	1.0	1		05/13/22 04:57	7440-44-0	
5310C Dissolved Organic Carbon	Analytical Method: SM 5310C Pace Analytical Services - Indianapolis							
Dissolved Organic Carbon	**2.5**	mg/L	1.0	1		05/17/22 12:06		

REPORT OF LABORATORY ANALYSIS

This report shall not be reproduced, except in full,
without the written consent of Pace Analytical Services, LLC.

Pace Analytical Services, LLC
7726 Moller Road
Indianapolis, IN 46268
(317)228-3100

ANALYTICAL RESULTS

Project: Harding St Profile 1 Report 1
Pace Project No.: 50315730

Sample: DUP-1 **Lab ID: 50315733006** Collected: 05/04/22 13:10 Received: 05/05/22 15:10 Matrix: Water

Parameters	Results	Units	Report Limit	DF	Prepared	Analyzed	CAS No.	Qual
9056 IC Anions	Analytical Method: EPA 9056							
	Pace Analytical Services - Indianapolis							
Chloride	**181**	mg/L	25.0	100		05/18/22 05:55	16887-00-6	
Fluoride	**0.71**	mg/L	0.10	1		05/18/22 05:18	16984-48-8	
Sulfate	**561**	mg/L	25.0	100		05/18/22 05:55	14808-79-8	
6010 MET ICP	Analytical Method: EPA 6010 Preparation Method: EPA 3010							
	Pace Analytical Services - Indianapolis							
Aluminum	ND	ug/L	200	1	05/13/22 08:51	05/17/22 02:44	7429-90-5	
Barium	**38.1**	ug/L	10.0	1	05/13/22 08:51	05/17/22 02:44	7440-39-3	
Boron	**12400**	ug/L	100	1	05/13/22 08:51	05/17/22 02:44	7440-42-8	
Cadmium	ND	ug/L	2.0	1	05/13/22 08:51	05/17/22 02:44	7440-43-9	
Calcium	**196000**	ug/L	1000	1	05/13/22 08:51	05/17/22 02:44	7440-70-2	
Chromium	ND	ug/L	10.0	1	05/13/22 08:51	05/17/22 02:44	7440-47-3	
Iron	**3050**	ug/L	100	1	05/13/22 08:51	05/17/22 02:44	7439-89-6	
Lead	ND	ug/L	10.0	1	05/13/22 08:51	05/17/22 02:44	7439-92-1	
Lithium	**87.1**	ug/L	20.0	1	05/13/22 08:51	05/17/22 02:44	7439-93-2	
Magnesium	**43900**	ug/L	1000	1	05/13/22 08:51	05/17/22 02:44	7439-95-4	
Manganese	**399**	ug/L	10.0	1	05/13/22 08:51	05/17/22 02:44	7439-96-5	
Molybdenum	**584**	ug/L	10.0	1	05/13/22 08:51	05/17/22 02:44	7439-98-7	
Potassium	**14700**	ug/L	1000	1	05/13/22 08:51	05/17/22 02:44	7440-09-7	
Silica	**14300**	ug/L	450	1	05/13/22 08:51	05/17/22 02:44	7631-86-9	N2
Sodium	**168000**	ug/L	1000	1	05/13/22 08:51	05/17/22 02:44	7440-23-5	
6010 MET ICP, Dissolved	Analytical Method: EPA 6010 Preparation Method: EPA 3010							
	Pace Analytical Services - Indianapolis							
Manganese, Dissolved	**398**	ug/L	10.0	1	05/13/22 08:51	05/16/22 11:43	7439-96-5	
Molybdenum, Dissolved	**599**	ug/L	10.0	1	05/13/22 08:51	05/16/22 11:43	7439-98-7	
6020 MET ICPMS	Analytical Method: EPA 6020 Preparation Method: EPA 200.2							
	Pace Analytical Services - Indianapolis							
Antimony	ND	ug/L	1.0	1	05/11/22 15:30	05/13/22 03:14	7440-36-0	
Arsenic	**364**	ug/L	5.0	5	05/11/22 15:30	05/13/22 17:36	7440-38-2	
Cobalt	ND	ug/L	1.0	1	05/11/22 15:30	05/13/22 03:14	7440-48-4	
Selenium	ND	ug/L	1.0	1	05/11/22 15:30	05/13/22 03:14	7782-49-2	
2320B Alkalinity	Analytical Method: SM 2320B							
	Pace Analytical Services - Indianapolis							
Alkalinity, Total as CaCO3	**250**	mg/L	2.0	1		05/13/22 14:51		
Alkalinity,Bicarbonate (CaCO3)	**250**	mg/L	2.0	1		05/13/22 14:51		
Alkalinity,Carbonate (CaCO3)	ND	mg/L	2.0	1		05/13/22 14:51		
2540C Total Dissolved Solids	Analytical Method: SM 2540C							
	Pace Analytical Services - Indianapolis							
Total Dissolved Solids	**1330**	mg/L	20.0	1		05/11/22 15:02		

REPORT OF LABORATORY ANALYSIS

This report shall not be reproduced, except in full,
without the written consent of Pace Analytical Services, LLC.

Pace Analytical Services, LLC
7726 Moller Road
Indianapolis, IN 46268
(317)228-3100

ANALYTICAL RESULTS

Project: Harding St Profile 1 Report 1
Pace Project No.: 50315730

Sample: DUP-1 **Lab ID: 50315733006** Collected: 05/04/22 13:10 Received: 05/05/22 15:10 Matrix: Water

Parameters	Results	Units	Report Limit	DF	Prepared	Analyzed	CAS No.	Qual
4500H+ pH, Electrometric	Analytical Method: SM 4500-H+B Pace Analytical Services - Indianapolis							
pH at 25 Degrees C	**7.6**	Std. Units	0.10	1		05/13/22 15:30		H3
4500S2D Sulfide Water	Analytical Method: SM 4500-S2-D Pace Analytical Services - Indianapolis							
Sulfide	ND	mg/L	0.10	1		05/07/22 09:11	18496-25-8	
Iron, Ferrous	Analytical Method: HACH 8146 Pace Analytical Services - Indianapolis							
Iron, Ferrous	**0.22**	mg/L	0.20	1		05/10/22 15:15	15438-31-0	H3,N2
353.2 Nitrogen, NO2/NO3 unpres	Analytical Method: EPA 353.2 Pace Analytical Services - Indianapolis							
Nitrogen, Nitrate	ND	mg/L	0.10	1		05/06/22 09:09	14797-55-8	
Nitrogen, Nitrite	ND	mg/L	0.10	1		05/06/22 09:09	14797-65-0	
365.1 Total Phosphorus	Analytical Method: EPA 365.1 Preparation Method: EPA 365.1 Pace Analytical Services - Indianapolis							
Phosphate as P04	**0.66**	mg/L	0.15	1	05/10/22 12:30	05/13/22 14:47		
5310C TOC	Analytical Method: SM 5310C Pace Analytical Services - Indianapolis							
Total Organic Carbon	**2.5**	mg/L	1.0	1		05/13/22 07:20	7440-44-0	
5310C Dissolved Organic Carbon	Analytical Method: SM 5310C Pace Analytical Services - Indianapolis							
Dissolved Organic Carbon	**2.4**	mg/L	1.0	1		05/17/22 13:57		

REPORT OF LABORATORY ANALYSIS

This report shall not be reproduced, except in full,
without the written consent of Pace Analytical Services, LLC.

Pace Analytical Services, LLC
7726 Moller Road
Indianapolis, IN 46268
(317)228-3100

QUALITY CONTROL DATA

Project: Harding St Profile 1 Report 1
Pace Project No.: 50315730

QC Batch: 676285
QC Batch Method: EPA 9056
Analysis Method: EPA 9056
Analysis Description: 9056 IC Anions
Laboratory: Pace Analytical Services - Indianapolis
Associated Lab Samples: 50315730001, 50315730002, 50315730003, 50315730004, 50315730005, 50315730006, 50315730007, 50315730008, 50315730009, 50315733006

METHOD BLANK: 3114230 Matrix: Water
Associated Lab Samples: 50315730001, 50315730002, 50315730003, 50315730004, 50315730005, 50315730006, 50315730007, 50315730008, 50315730009, 50315733006

Parameter	Units	Blank Result	Reporting Limit	Analyzed	Qualifiers
Chloride	mg/L	ND	0.25	05/19/22 09:08	
Fluoride	mg/L	ND	0.10	05/19/22 09:08	
Sulfate	mg/L	ND	0.25	05/19/22 09:08	

LABORATORY CONTROL SAMPLE: 3114231

Parameter	Units	Spike Conc.	LCS Result	LCS % Rec	% Rec Limits	Qualifiers
Chloride	mg/L	1.2	1.2	96	80-120	
Fluoride	mg/L	0.5	0.54	108	80-120	
Sulfate	mg/L	2.5	2.7	109	80-120	

MATRIX SPIKE & MATRIX SPIKE DUPLICATE: 3114232 3114233

Parameter	Units	50315730005 Result	MS Spike Conc.	MSD Spike Conc.	MS Result	MSD Result	MS % Rec	MSD % Rec	% Rec Limits	RPD	Max RPD	Qual
Chloride	mg/L	110	125	125	287	289	142	144	80-120	1	15	M0
Fluoride	mg/L	0.39	0.5	0.5	0.92	0.92	107	107	80-120	0	15	
Sulfate	mg/L	113	25	25	153	153	161	162	80-120	0	15	M0

MATRIX SPIKE & MATRIX SPIKE DUPLICATE: 3114234 3114235

Parameter	Units	50315733002 Result	MS Spike Conc.	MSD Spike Conc.	MS Result	MSD Result	MS % Rec	MSD % Rec	% Rec Limits	RPD	Max RPD	Qual
Chloride	mg/L	135	125	125	281	281	116	116	80-120	0	15	
Fluoride	mg/L	0.22	0.5	0.5	0.80	0.80	117	117	80-120	0	15	
Sulfate	mg/L	40.2	25	25	70.4	70.2	121	120	80-120	0	15	M0

Results presented on this page are in the units indicated by the "Units" column except where an alternate unit is presented to the right of the result.

REPORT OF LABORATORY ANALYSIS

This report shall not be reproduced, except in full,
without the written consent of Pace Analytical Services, LLC.

Pace Analytical Services, LLC
7726 Moller Road
Indianapolis, IN 46268
(317)228-3100

QUALITY CONTROL DATA

Project: Harding St Profile 1 Report 1
Pace Project No.: 50315730

QC Batch: 675173
QC Batch Method: EPA 7470
Analysis Method: EPA 7470
Analysis Description: 7470 Mercury
Laboratory: Pace Analytical Services - Indianapolis
Associated Lab Samples: 50315730001, 50315730002, 50315730003, 50315730004, 50315730005, 50315730006, 50315730007, 50315730008, 50315730009

METHOD BLANK: 3109005 Matrix: Water
Associated Lab Samples: 50315730001, 50315730002, 50315730003, 50315730004, 50315730005, 50315730006, 50315730007, 50315730008, 50315730009

Parameter	Units	Blank Result	Reporting Limit	Analyzed	Qualifiers
Mercury	ug/L	ND	0.20	05/10/22 09:52	

LABORATORY CONTROL SAMPLE: 3109006

Parameter	Units	Spike Conc.	LCS Result	LCS % Rec	% Rec Limits	Qualifiers
Mercury	ug/L	5	5.4	108	80-120	

MATRIX SPIKE & MATRIX SPIKE DUPLICATE: 3109007 3109008

Parameter	Units	50315730005 Result	MS Spike Conc.	MSD Spike Conc.	MS Result	MSD Result	MS % Rec	MSD % Rec	% Rec Limits	RPD	Max RPD	Qual
Mercury	ug/L	ND	5	5	5.0	5.0	101	100	75-125	1	20	

MATRIX SPIKE & MATRIX SPIKE DUPLICATE: 3109009 3109010

Parameter	Units	50315786003 Result	MS Spike Conc.	MSD Spike Conc.	MS Result	MSD Result	MS % Rec	MSD % Rec	% Rec Limits	RPD	Max RPD	Qual
Mercury	ug/L	ND	5	5	5.2	5.0	104	99	75-125	5	20	

Results presented on this page are in the units indicated by the "Units" column except where an alternate unit is presented to the right of the result.

REPORT OF LABORATORY ANALYSIS

This report shall not be reproduced, except in full,
without the written consent of Pace Analytical Services, LLC.

Pace Analytical Services, LLC
7726 Moller Road
Indianapolis, IN 46268
(317)228-3100

QUALITY CONTROL DATA

Project: Harding St Profile 1 Report 1
Pace Project No.: 50315730

QC Batch: 675187
QC Batch Method: EPA 3010
Analysis Method: EPA 6010
Analysis Description: 6010 MET
Laboratory: Pace Analytical Services - Indianapolis
Associated Lab Samples: 50315730001, 50315730002, 50315730003, 50315730004, 50315730005, 50315730006, 50315730007, 50315730008, 50315730009, 50315733006

METHOD BLANK: 3109067 Matrix: Water
Associated Lab Samples: 50315730001, 50315730002, 50315730003, 50315730004, 50315730005, 50315730006, 50315730007, 50315730008, 50315730009, 50315733006

Parameter	Units	Blank Result	Reporting Limit	Analyzed	Qualifiers
Aluminum	ug/L	ND	200	05/17/22 01:40	
Barium	ug/L	ND	10.0	05/17/22 01:40	
Boron	ug/L	ND	100	05/17/22 01:40	
Cadmium	ug/L	ND	2.0	05/17/22 01:40	
Calcium	ug/L	ND	1000	05/17/22 01:40	
Chromium	ug/L	ND	10.0	05/17/22 01:40	
Iron	ug/L	ND	100	05/17/22 01:40	
Lead	ug/L	ND	10.0	05/17/22 01:40	
Lithium	ug/L	ND	20.0	05/17/22 01:40	
Magnesium	ug/L	ND	1000	05/17/22 01:40	
Manganese	ug/L	ND	10.0	05/17/22 01:40	
Molybdenum	ug/L	ND	10.0	05/17/22 01:40	
Potassium	ug/L	ND	1000	05/17/22 01:40	
Silica	ug/L	ND	450	05/17/22 01:40	N2
Sodium	ug/L	ND	1000	05/17/22 01:40	

LABORATORY CONTROL SAMPLE: 3109068

Parameter	Units	Spike Conc.	LCS Result	LCS % Rec	% Rec Limits	Qualifiers
Aluminum	ug/L	10000	9720	97	80-120	
Barium	ug/L	1000	986	99	80-120	
Boron	ug/L	1000	953	95	80-120	
Cadmium	ug/L	1000	933	93	80-120	
Calcium	ug/L	10000	10300	103	80-120	
Chromium	ug/L	1000	968	97	80-120	
Iron	ug/L	10000	9570	96	80-120	
Lead	ug/L	1000	928	93	80-120	
Lithium	ug/L	1000	1030	103	80-120	
Magnesium	ug/L	10000	9530	95	80-120	
Manganese	ug/L	1000	921	92	80-120	
Molybdenum	ug/L	1000	987	99	80-120	
Potassium	ug/L	10000	9680	97	80-120	
Silica	ug/L	10700	10200	95	80-120	N2
Sodium	ug/L	10000	9660	97	80-120	

Results presented on this page are in the units indicated by the "Units" column except where an alternate unit is presented to the right of the result.

REPORT OF LABORATORY ANALYSIS

This report shall not be reproduced, except in full,
without the written consent of Pace Analytical Services, LLC.

Pace Analytical Services, LLC
7726 Moller Road
Indianapolis, IN 46268
(317)228-3100

QUALITY CONTROL DATA

Project: Harding St Profile 1 Report 1
Pace Project No.: 50315730

MATRIX SPIKE & MATRIX SPIKE DUPLICATE: 3109069 3109070

Parameter	Units	50315730005 Result	MS Spike Conc.	MSD Spike Conc.	MS Result	MSD Result	MS % Rec	MSD % Rec	% Rec Limits	RPD	Max RPD	Qual
Aluminum	ug/L	ND	10000	10000	9690	9760	97	98	75-125	1	20	
Barium	ug/L	97.1	1000	1000	1040	1080	94	98	75-125	3	20	
Boron	ug/L	396	1000	1000	1360	1380	96	99	75-125	2	20	
Cadmium	ug/L	ND	1000	1000	915	948	91	95	75-125	4	20	
Calcium	ug/L	100000	10000	10000	106000	109000	55	93	75-125	4	20	P6
Chromium	ug/L	ND	1000	1000	934	965	93	96	75-125	3	20	
Iron	ug/L	1120	10000	10000	10600	10700	95	96	75-125	1	20	
Lead	ug/L	ND	1000	1000	867	898	87	90	75-125	3	20	
Lithium	ug/L	ND	1000	1000	1040	1070	103	106	75-125	3	20	
Magnesium	ug/L	30800	10000	10000	39400	40400	85	96	75-125	3	20	
Manganese	ug/L	382	1000	1000	1290	1310	90	93	75-125	2	20	
Molybdenum	ug/L	15.5	1000	1000	974	1010	96	99	75-125	4	20	
Potassium	ug/L	4140	10000	10000	13700	14200	95	101	75-125	4	20	
Silica	ug/L	8450	10700	10700	18600	19000	95	98	75-125	2	20	N2
Sodium	ug/L	106000	10000	10000	110000	115000	44	97	75-125	5	20	P6

MATRIX SPIKE & MATRIX SPIKE DUPLICATE: 3109071 3109072

Parameter	Units	50315733002 Result	MS Spike Conc.	MSD Spike Conc.	MS Result	MSD Result	MS % Rec	MSD % Rec	% Rec Limits	RPD	Max RPD	Qual
Aluminum	ug/L	ND	10000	10000	9810	9330	98	93	75-125	5	20	
Barium	ug/L	202	1000	1000	1200	1120	100	92	75-125	7	20	
Boron	ug/L	280	1000	1000	1240	1170	96	89	75-125	6	20	
Cadmium	ug/L	ND	1000	1000	951	890	95	89	75-125	7	20	
Calcium	ug/L	91800	10000	10000	103000	96500	115	46	75-125	7	20	P6
Chromium	ug/L	ND	1000	1000	976	913	97	91	75-125	7	20	
Iron	ug/L	1500	10000	10000	11300	10600	98	91	75-125	6	20	
Lead	ug/L	ND	1000	1000	908	852	91	85	75-125	6	20	
Lithium	ug/L	ND	1000	1000	1080	1010	107	100	75-125	7	20	
Magnesium	ug/L	26100	10000	10000	36000	33800	99	76	75-125	6	20	
Manganese	ug/L	309	1000	1000	1250	1180	94	87	75-125	6	20	
Molybdenum	ug/L	ND	1000	1000	1010	939	101	94	75-125	7	20	
Potassium	ug/L	7500	10000	10000	17800	16600	103	91	75-125	7	20	
Silica	ug/L	10700	10700	10700	21600	20100	102	87	75-125	7	20	N2
Sodium	ug/L	62700	10000	10000	73500	68400	108	57	75-125	7	20	P6

Results presented on this page are in the units indicated by the "Units" column except where an alternate unit is presented to the right of the result.

REPORT OF LABORATORY ANALYSIS

This report shall not be reproduced, except in full,
without the written consent of Pace Analytical Services, LLC.

Pace Analytical Services, LLC
7726 Moller Road
Indianapolis, IN 46268
(317)228-3100

QUALITY CONTROL DATA

Project: Harding St Profile 1 Report 1
Pace Project No.: 50315730

QC Batch: 675141
QC Batch Method: EPA 3010
Analysis Method: EPA 6010
Analysis Description: 6010 MET Dissolved
Laboratory: Pace Analytical Services - Indianapolis
Associated Lab Samples: 50315730001, 50315730002, 50315730003, 50315730004, 50315730005, 50315730006, 50315730007, 50315730008, 50315730009, 50315733006

METHOD BLANK: 3108884 Matrix: Water
Associated Lab Samples: 50315730001, 50315730002, 50315730003, 50315730004, 50315730005, 50315730006, 50315730007, 50315730008, 50315730009, 50315733006

Parameter	Units	Blank Result	Reporting Limit	Analyzed	Qualifiers
Manganese, Dissolved	ug/L	ND	10.0	05/16/22 09:48	
Molybdenum, Dissolved	ug/L	ND	10.0	05/16/22 09:48	

LABORATORY CONTROL SAMPLE: 3108885

Parameter	Units	Spike Conc.	LCS Result	LCS % Rec	% Rec Limits	Qualifiers
Manganese, Dissolved	ug/L	1000	934	93	80-120	
Molybdenum, Dissolved	ug/L	1000	1010	101	80-120	

MATRIX SPIKE & MATRIX SPIKE DUPLICATE: 3108886 3108887

Parameter	Units	50315730005 Result	MS Spike Conc.	MSD Spike Conc.	MS Result	MSD Result	MS % Rec	MSD % Rec	% Rec Limits	RPD	Max RPD	Qual
Manganese, Dissolved	ug/L	395	1000	1000	1390	1340	99	94	75-125	4	20	
Molybdenum, Dissolved	ug/L	15.8	1000	1000	1080	1050	107	103	75-125	4	20	

MATRIX SPIKE & MATRIX SPIKE DUPLICATE: 3108888 3108889

Parameter	Units	50315733002 Result	MS Spike Conc.	MSD Spike Conc.	MS Result	MSD Result	MS % Rec	MSD % Rec	% Rec Limits	RPD	Max RPD	Qual
Manganese, Dissolved	ug/L	300	1000	1000	1250	1240	95	94	75-125	1	20	
Molybdenum, Dissolved	ug/L	ND	1000	1000	1030	1040	102	104	75-125	1	20	

Results presented on this page are in the units indicated by the "Units" column except where an alternate unit is presented to the right of the result.

REPORT OF LABORATORY ANALYSIS

This report shall not be reproduced, except in full,
without the written consent of Pace Analytical Services, LLC.

Pace Analytical Services, LLC
7726 Moller Road
Indianapolis, IN 46268
(317)228-3100

QUALITY CONTROL DATA

Project: Harding St Profile 1 Report 1
Pace Project No.: 50315730

QC Batch: 675545
QC Batch Method: EPA 200.2
Analysis Method: EPA 6020
Analysis Description: 6020 MET
Laboratory: Pace Analytical Services - Indianapolis
Associated Lab Samples: 50315730001, 50315730002, 50315730003, 50315730004, 50315730005, 50315730006, 50315730007, 50315730008, 50315730009

METHOD BLANK: 3110469 Matrix: Water
Associated Lab Samples: 50315730001, 50315730002, 50315730003, 50315730004, 50315730005, 50315730006, 50315730007, 50315730008, 50315730009

Parameter	Units	Blank Result	Reporting Limit	Analyzed	Qualifiers
Antimony	ug/L	ND	1.0	05/12/22 15:18	
Arsenic	ug/L	ND	1.0	05/12/22 15:18	
Beryllium	ug/L	ND	0.20	05/12/22 15:18	
Cobalt	ug/L	ND	1.0	05/12/22 15:18	
Selenium	ug/L	ND	1.0	05/12/22 15:18	
Thallium	ug/L	ND	1.0	05/12/22 15:18	

LABORATORY CONTROL SAMPLE: 3110470

Parameter	Units	Spike Conc.	LCS Result	LCS % Rec	% Rec Limits	Qualifiers
Antimony	ug/L	40	43.8	110	80-120	
Arsenic	ug/L	40	39.1	98	80-120	
Beryllium	ug/L	40	42.0	105	80-120	
Cobalt	ug/L	40	42.4	106	80-120	
Selenium	ug/L	40	39.7	99	80-120	
Thallium	ug/L	40	42.4	106	80-120	

MATRIX SPIKE & MATRIX SPIKE DUPLICATE: 3110471 3110472

Parameter	Units	50315730005 Result	MS Spike Conc.	MSD Spike Conc.	MS Result	MSD Result	MS % Rec	MSD % Rec	% Rec Limits	RPD	Max RPD	Qual
Antimony	ug/L	ND	40	40	42.6	42.5	106	106	75-125	0	20	
Arsenic	ug/L	8.8	40	40	48.3	47.7	99	97	75-125	1	20	
Beryllium	ug/L	ND	40	40	41.5	41.4	104	104	75-125	0	20	
Cobalt	ug/L	ND	40	40	38.9	38.7	96	96	75-125	0	20	
Selenium	ug/L	ND	40	40	40.4	39.5	100	98	75-125	2	20	
Thallium	ug/L	ND	40	40	41.6	41.4	104	104	75-125	0	20	

Results presented on this page are in the units indicated by the "Units" column except where an alternate unit is presented to the right of the result.

REPORT OF LABORATORY ANALYSIS

This report shall not be reproduced, except in full,
without the written consent of Pace Analytical Services, LLC.

Pace Analytical Services, LLC
7726 Moller Road
Indianapolis, IN 46268
(317)228-3100

QUALITY CONTROL DATA

Project: Harding St Profile 1 Report 1
Pace Project No.: 50315730

QC Batch: 675548
QC Batch Method: EPA 200.2
Analysis Method: EPA 6020
Analysis Description: 6020 MET
Laboratory: Pace Analytical Services - Indianapolis
Associated Lab Samples: 50315733006

METHOD BLANK: 3110481 Matrix: Water
Associated Lab Samples: 50315733006

Parameter	Units	Blank Result	Reporting Limit	Analyzed	Qualifiers
Antimony	ug/L	ND	1.0	05/13/22 02:02	
Arsenic	ug/L	ND	1.0	05/13/22 02:02	
Cobalt	ug/L	ND	1.0	05/13/22 02:02	
Selenium	ug/L	ND	1.0	05/13/22 02:02	

LABORATORY CONTROL SAMPLE: 3110482

Parameter	Units	Spike Conc.	LCS Result	LCS % Rec	% Rec Limits	Qualifiers
Antimony	ug/L	40	41.7	104	80-120	
Arsenic	ug/L	40	39.4	99	80-120	
Cobalt	ug/L	40	40.3	101	80-120	
Selenium	ug/L	40	40.1	100	80-120	

MATRIX SPIKE & MATRIX SPIKE DUPLICATE: 3110483 3110484

Parameter	Units	50315733002 Result	MS Spike Conc.	MSD Spike Conc.	MS Result	MSD Result	MS % Rec	MSD % Rec	% Rec Limits	RPD	Max RPD	Qual
Antimony	ug/L	ND	40	40	45.3	42.8	113	107	75-125	6	20	
Arsenic	ug/L	ND	40	40	39.4	38.5	98	96	75-125	2	20	
Cobalt	ug/L	ND	40	40	41.1	38.2	103	95	75-125	7	20	
Selenium	ug/L	ND	40	40	39.6	39.3	98	98	75-125	1	20	

Results presented on this page are in the units indicated by the "Units" column except where an alternate unit is presented to the right of the result.

REPORT OF LABORATORY ANALYSIS

This report shall not be reproduced, except in full,
without the written consent of Pace Analytical Services, LLC.

Pace Analytical Services, LLC
7726 Moller Road
Indianapolis, IN 46268
(317)228-3100

QUALITY CONTROL DATA

Project: Harding St Profile 1 Report 1
Pace Project No.: 50315730

QC Batch: 675648 | Analysis Method: SM 2320B
QC Batch Method: SM 2320B | Analysis Description: 2320B Alkalinity
Laboratory: Pace Analytical Services - Indianapolis
Associated Lab Samples: 50315730001, 50315730002, 50315730003, 50315730004, 50315730005

METHOD BLANK: 3110939 Matrix: Water
Associated Lab Samples: 50315730001, 50315730002, 50315730003, 50315730004, 50315730005

Parameter	Units	Blank Result	Reporting Limit	Analyzed	Qualifiers
Alkalinity, Total as CaCO3	mg/L	ND	2.0	05/12/22 11:04	
Alkalinity,Bicarbonate (CaCO3)	mg/L	ND	2.0	05/12/22 11:04	
Alkalinity,Carbonate (CaCO3)	mg/L	ND	2.0	05/12/22 11:04	

LABORATORY CONTROL SAMPLE: 3110940

Parameter	Units	Spike Conc.	LCS Result	LCS % Rec	% Rec Limits	Qualifiers
Alkalinity, Total as CaCO3	mg/L	50	49.6	99	90-110	

SAMPLE DUPLICATE: 3110941

Parameter	Units	50315596001 Result	Dup Result	RPD	Max RPD	Qualifiers
Alkalinity, Total as CaCO3	mg/L	313	317	1	20	
Alkalinity,Bicarbonate (CaCO3)	mg/L	313	317	1	20	
Alkalinity,Carbonate (CaCO3)	mg/L	ND	ND		20	

SAMPLE DUPLICATE: 3110942

Parameter	Units	50315730005 Result	Dup Result	RPD	Max RPD	Qualifiers
Alkalinity, Total as CaCO3	mg/L	295	301	2	20	
Alkalinity,Bicarbonate (CaCO3)	mg/L	294	299	2	20	
Alkalinity,Carbonate (CaCO3)	mg/L	ND	ND		20	

Results presented on this page are in the units indicated by the "Units" column except where an alternate unit is presented to the right of the result.

REPORT OF LABORATORY ANALYSIS

This report shall not be reproduced, except in full,
without the written consent of Pace Analytical Services, LLC.

Pace Analytical Services, LLC
7726 Moller Road
Indianapolis, IN 46268
(317)228-3100

QUALITY CONTROL DATA

Project: Harding St Profile 1 Report 1
Pace Project No.: 50315730

QC Batch: 675775
QC Batch Method: SM 2320B
Analysis Method: SM 2320B
Analysis Description: 2320B Alkalinity
Laboratory: Pace Analytical Services - Indianapolis
Associated Lab Samples: 50315730006, 50315730007, 50315730008, 50315730009, 50315733006

METHOD BLANK: 3111544 Matrix: Water
Associated Lab Samples: 50315730006, 50315730007, 50315730008, 50315730009, 50315733006

Parameter	Units	Blank Result	Reporting Limit	Analyzed	Qualifiers
Alkalinity, Total as CaCO3	mg/L	ND	2.0	05/13/22 14:51	
Alkalinity,Bicarbonate (CaCO3)	mg/L	ND	2.0	05/13/22 14:51	
Alkalinity,Carbonate (CaCO3)	mg/L	ND	2.0	05/13/22 14:51	

LABORATORY CONTROL SAMPLE: 3111545

Parameter	Units	Spike Conc.	LCS Result	LCS % Rec	% Rec Limits	Qualifiers
Alkalinity, Total as CaCO3	mg/L	50	49.5	99	90-110	

SAMPLE DUPLICATE: 3111546

Parameter	Units	50315730006 Result	Dup Result	RPD	Max RPD	Qualifiers
Alkalinity, Total as CaCO3	mg/L	252	256	2	20	
Alkalinity,Bicarbonate (CaCO3)	mg/L	252	256	2	20	
Alkalinity,Carbonate (CaCO3)	mg/L	ND	ND		20	

SAMPLE DUPLICATE: 3111547

Parameter	Units	50315733002 Result	Dup Result	RPD	Max RPD	Qualifiers
Alkalinity, Total as CaCO3	mg/L	252	252	0	20	
Alkalinity,Bicarbonate (CaCO3)	mg/L	252	252	0	20	
Alkalinity,Carbonate (CaCO3)	mg/L	ND	ND		20	

Results presented on this page are in the units indicated by the "Units" column except where an alternate unit is presented to the right of the result.

REPORT OF LABORATORY ANALYSIS

This report shall not be reproduced, except in full,
without the written consent of Pace Analytical Services, LLC.

Pace Analytical Services, LLC
7726 Moller Road
Indianapolis, IN 46268
(317)228-3100

QUALITY CONTROL DATA

Project: Harding St Profile 1 Report 1
Pace Project No.: 50315730

QC Batch: 675556
QC Batch Method: SM 2540C
Analysis Method: SM 2540C
Analysis Description: 2540C Total Dissolved Solids
Laboratory: Pace Analytical Services - Indianapolis
Associated Lab Samples: 50315730001, 50315730002, 50315730003, 50315730004, 50315730005, 50315730006, 50315730007, 50315730008, 50315730009

METHOD BLANK: 3110504 Matrix: Water
Associated Lab Samples: 50315730001, 50315730002, 50315730003, 50315730004, 50315730005, 50315730006, 50315730007, 50315730008, 50315730009

Parameter	Units	Blank Result	Reporting Limit	Analyzed	Qualifiers
Total Dissolved Solids	mg/L	ND	10.0	05/11/22 13:22	

LABORATORY CONTROL SAMPLE: 3110505

Parameter	Units	Spike Conc.	LCS Result	LCS % Rec	% Rec Limits	Qualifiers
Total Dissolved Solids	mg/L	300	281	94	80-120	

SAMPLE DUPLICATE: 3110506

Parameter	Units	50315718001 Result	Dup Result	RPD	Max RPD	Qualifiers
Total Dissolved Solids	mg/L	703	713	1	10	

SAMPLE DUPLICATE: 3110507

Parameter	Units	50315730005 Result	Dup Result	RPD	Max RPD	Qualifiers
Total Dissolved Solids	mg/L	678	698	3	10	

Results presented on this page are in the units indicated by the "Units" column except where an alternate unit is presented to the right of the result.

REPORT OF LABORATORY ANALYSIS

This report shall not be reproduced, except in full,
without the written consent of Pace Analytical Services, LLC.

Pace Analytical Services, LLC
7726 Moller Road
Indianapolis, IN 46268
(317)228-3100

QUALITY CONTROL DATA

Project: Harding St Profile 1 Report 1
Pace Project No.: 50315730

QC Batch: 675557
QC Batch Method: SM 2540C
Analysis Method: SM 2540C
Analysis Description: 2540C Total Dissolved Solids
Laboratory: Pace Analytical Services - Indianapolis
Associated Lab Samples: 50315733006

METHOD BLANK: 3110508 Matrix: Water
Associated Lab Samples: 50315733006

Parameter	Units	Blank Result	Reporting Limit	Analyzed	Qualifiers
Total Dissolved Solids	mg/L	ND	10.0	05/11/22 14:56	

LABORATORY CONTROL SAMPLE: 3110509

Parameter	Units	Spike Conc.	LCS Result	LCS % Rec	% Rec Limits	Qualifiers
Total Dissolved Solids	mg/L	300	289	96	80-120	

SAMPLE DUPLICATE: 3110510

Parameter	Units	50315733002 Result	Dup Result	RPD	Max RPD	Qualifiers
Total Dissolved Solids	mg/L	535	552	3	10	

SAMPLE DUPLICATE: 3110511

Parameter	Units	50315786003 Result	Dup Result	RPD	Max RPD	Qualifiers
Total Dissolved Solids	mg/L	1120	1080	3	10	

Results presented on this page are in the units indicated by the "Units" column except where an alternate unit is presented to the right of the result.

REPORT OF LABORATORY ANALYSIS

This report shall not be reproduced, except in full,
without the written consent of Pace Analytical Services, LLC.

Pace Analytical Services, LLC
7726 Moller Road
Indianapolis, IN 46268
(317)228-3100

QUALITY CONTROL DATA

Project: Harding St Profile 1 Report 1
Pace Project No.: 50315730

QC Batch: 676173
QC Batch Method: SM 4500-H+B
Analysis Method: SM 4500-H+B
Analysis Description: 4500H+B pH
Laboratory: Pace Analytical Services - Indianapolis
Associated Lab Samples: 50315730001, 50315730002, 50315730003, 50315730004, 50315730005, 50315730006, 50315730007, 50315730008, 50315730009, 50315733006

SAMPLE DUPLICATE: 3113485

Parameter	Units	50315718001 Result	Dup Result	RPD	Max RPD	Qualifiers
pH at 25 Degrees C	Std. Units	7.8	7.8	0	2	H3

SAMPLE DUPLICATE: 3113486

Parameter	Units	50315730005 Result	Dup Result	RPD	Max RPD	Qualifiers
pH at 25 Degrees C	Std. Units	7.7	7.7	0	2	H3

SAMPLE DUPLICATE: 3113487

Parameter	Units	50315733002 Result	Dup Result	RPD	Max RPD	Qualifiers
pH at 25 Degrees C	Std. Units	7.5	7.5	0	2	H3

Results presented on this page are in the units indicated by the "Units" column except where an alternate unit is presented to the right of the result.

REPORT OF LABORATORY ANALYSIS

This report shall not be reproduced, except in full,
without the written consent of Pace Analytical Services, LLC.

Pace Analytical Services, LLC
7726 Moller Road
Indianapolis, IN 46268
(317)228-3100

QUALITY CONTROL DATA

Project: Harding St Profile 1 Report 1
Pace Project No.: 50315730

QC Batch: 674955
QC Batch Method: SM 4500-S2-D
Analysis Method: SM 4500-S2-D
Analysis Description: 4500S2D Sulfide Water
Laboratory: Pace Analytical Services - Indianapolis
Associated Lab Samples: 50315730001, 50315730002, 50315730003, 50315730004, 50315730005, 50315730006, 50315730007, 50315730008, 50315730009

METHOD BLANK: 3108148 Matrix: Water
Associated Lab Samples: 50315730001, 50315730002, 50315730003, 50315730004, 50315730005, 50315730006, 50315730007, 50315730008, 50315730009

Parameter	Units	Blank Result	Reporting Limit	Analyzed	Qualifiers
Sulfide	mg/L	ND	0.10	05/07/22 08:49	

LABORATORY CONTROL SAMPLE: 3108149

Parameter	Units	Spike Conc.	LCS Result	LCS % Rec	% Rec Limits	Qualifiers
Sulfide	mg/L	0.5	0.53	106	90-110	

MATRIX SPIKE & MATRIX SPIKE DUPLICATE: 3108150 3108151

Parameter	Units	50315730005 Result	MS Spike Conc.	MSD Spike Conc.	MS Result	MSD Result	MS % Rec	MSD % Rec	% Rec Limits	RPD	Max RPD	Qual
Sulfide	mg/L	ND	0.5	0.5	0.52	0.52	103	104	90-110	1	20	

MATRIX SPIKE SAMPLE: 3108152

Parameter	Units	50315769001 Result	Spike Conc.	MS Result	MS % Rec	% Rec Limits	Qualifiers
Sulfide	mg/L	ND	0.5	0.37	74	90-110	M0

Results presented on this page are in the units indicated by the "Units" column except where an alternate unit is presented to the right of the result.

REPORT OF LABORATORY ANALYSIS

This report shall not be reproduced, except in full,
without the written consent of Pace Analytical Services, LLC.

Pace Analytical Services, LLC
7726 Moller Road
Indianapolis, IN 46268
(317)228-3100

QUALITY CONTROL DATA

Project: Harding St Profile 1 Report 1
Pace Project No.: 50315730

QC Batch: 674956
QC Batch Method: SM 4500-S2-D
Analysis Method: SM 4500-S2-D
Analysis Description: 4500S2D Sulfide Water
Laboratory: Pace Analytical Services - Indianapolis
Associated Lab Samples: 50315733006

METHOD BLANK: 3108153 Matrix: Water
Associated Lab Samples: 50315733006

Parameter	Units	Blank Result	Reporting Limit	Analyzed	Qualifiers
Sulfide	mg/L	ND	0.10	05/07/22 09:11	

LABORATORY CONTROL SAMPLE: 3108154

Parameter	Units	Spike Conc.	LCS Result	LCS % Rec	% Rec Limits	Qualifiers
Sulfide	mg/L	0.5	0.54	107	90-110	

MATRIX SPIKE & MATRIX SPIKE DUPLICATE: 3108155 3108156

Parameter	Units	50315733002 Result	MS Spike Conc.	MSD Spike Conc.	MS Result	MSD Result	MS % Rec	MSD % Rec	% Rec Limits	RPD	Max RPD	Qual
Sulfide	mg/L	ND	0.5	0.5	0.43	0.41	86	82	90-110	5	20	M3

MATRIX SPIKE SAMPLE: 3108157

Parameter	Units	50315777001 Result	Spike Conc.	MS Result	MS % Rec	% Rec Limits	Qualifiers
Sulfide	mg/L	ND	0.5	0.34	69	90-110	M0

Results presented on this page are in the units indicated by the "Units" column except where an alternate unit is presented to the right of the result.

REPORT OF LABORATORY ANALYSIS

This report shall not be reproduced, except in full,
without the written consent of Pace Analytical Services, LLC.

Pace Analytical Services, LLC
7726 Moller Road
Indianapolis, IN 46268
(317)228-3100

QUALITY CONTROL DATA

Project: Harding St Profile 1 Report 1
Pace Project No.: 50315730

QC Batch: 675310 | Analysis Method: HACH 8146
QC Batch Method: HACH 8146 | Analysis Description: Iron, Ferrous
Laboratory: Pace Analytical Services - Indianapolis
Associated Lab Samples: 50315730001, 50315730002, 50315730003, 50315730004, 50315730005, 50315730006, 50315730007, 50315730008, 50315730009

METHOD BLANK: 3109482 Matrix: Water
Associated Lab Samples: 50315730001, 50315730002, 50315730003, 50315730004, 50315730005, 50315730006, 50315730007, 50315730008, 50315730009

Parameter	Units	Blank Result	Reporting Limit	Analyzed	Qualifiers
Iron, Ferrous	mg/L	ND	0.20	05/10/22 14:41	H3,N2

LABORATORY CONTROL SAMPLE: 3109483

Parameter	Units	Spike Conc.	LCS Result	LCS % Rec	% Rec Limits	Qualifiers
Iron, Ferrous	mg/L	1	0.97	97	90-110	H3,N2

MATRIX SPIKE & MATRIX SPIKE DUPLICATE: 3109484 3109485

Parameter	Units	50315730005 Result	MS Spike Conc.	MSD Spike Conc.	MS Result	MSD Result	MS % Rec	MSD % Rec	% Rec Limits	RPD	Max RPD	Qual
Iron, Ferrous	mg/L	ND	1	1	1.2	1.1	97	94	90-110	3	20	H3,N2

MATRIX SPIKE SAMPLE: 3109486

Parameter	Units	50315807001 Result	Spike Conc.	MS Result	MS % Rec	% Rec Limits	Qualifiers
Iron, Ferrous	mg/L	0.67	1	1.6	96	90-110	H3,N2

Results presented on this page are in the units indicated by the "Units" column except where an alternate unit is presented to the right of the result.

REPORT OF LABORATORY ANALYSIS

This report shall not be reproduced, except in full,
without the written consent of Pace Analytical Services, LLC.

Pace Analytical Services, LLC
7726 Moller Road
Indianapolis, IN 46268
(317)228-3100

QUALITY CONTROL DATA

Project: Harding St Profile 1 Report 1
Pace Project No.: 50315730

QC Batch: 675312
QC Batch Method: HACH 8146
Analysis Method: HACH 8146
Analysis Description: Iron, Ferrous
Laboratory: Pace Analytical Services - Indianapolis
Associated Lab Samples: 50315733006

METHOD BLANK: 3109491 Matrix: Water
Associated Lab Samples: 50315733006

Parameter	Units	Blank Result	Reporting Limit	Analyzed	Qualifiers
Iron, Ferrous	mg/L	ND	0.20	05/10/22 15:13	H3,N2

LABORATORY CONTROL SAMPLE: 3109492

Parameter	Units	Spike Conc.	LCS Result	LCS % Rec	% Rec Limits	Qualifiers
Iron, Ferrous	mg/L	1	1.0	100	90-110	H3,N2

MATRIX SPIKE & MATRIX SPIKE DUPLICATE: 3109493 3109494

Parameter	Units	50315733002 Result	MS Spike Conc.	MSD Spike Conc.	MS Result	MSD Result	MS % Rec	MSD % Rec	% Rec Limits	RPD	Max RPD	Qual
Iron, Ferrous	mg/L	ND	1	1	1.1	1.1	101	103	90-110	1	20	H3,N2

MATRIX SPIKE & MATRIX SPIKE DUPLICATE: 3109495 3109496

Parameter	Units	50315836008 Result	MS Spike Conc.	MSD Spike Conc.	MS Result	MSD Result	MS % Rec	MSD % Rec	% Rec Limits	RPD	Max RPD	Qual
Iron, Ferrous	mg/L	ND	1	1	1.0	1.0	103	104	90-110	1	20	H3,N2

Results presented on this page are in the units indicated by the "Units" column except where an alternate unit is presented to the right of the result.

REPORT OF LABORATORY ANALYSIS

This report shall not be reproduced, except in full,
without the written consent of Pace Analytical Services, LLC.

Pace Analytical Services, LLC
7726 Moller Road
Indianapolis, IN 46268
(317)228-3100

QUALITY CONTROL DATA

Project: Harding St Profile 1 Report 1
Pace Project No.: 50315730

QC Batch: 674764
QC Batch Method: EPA 353.2
Analysis Method: EPA 353.2
Analysis Description: 353.2 Nitrate + Nitrite, Unpres.
Laboratory: Pace Analytical Services - Indianapolis
Associated Lab Samples: 50315730001, 50315730002, 50315730003, 50315730004, 50315730005, 50315730006, 50315730007, 50315730008, 50315730009, 50315733006

METHOD BLANK: 3106949 Matrix: Water
Associated Lab Samples: 50315730001, 50315730002, 50315730003, 50315730004, 50315730005, 50315730006, 50315730007, 50315730008, 50315730009, 50315733006

Parameter	Units	Blank Result	Reporting Limit	Analyzed	Qualifiers
Nitrogen, Nitrate	mg/L	ND	0.10	05/06/22 09:05	
Nitrogen, Nitrite	mg/L	ND	0.10	05/06/22 09:05	

LABORATORY CONTROL SAMPLE: 3106950

Parameter	Units	Spike Conc.	LCS Result	LCS % Rec	% Rec Limits	Qualifiers
Nitrogen, Nitrate	mg/L	1	0.98	98	90-110	
Nitrogen, Nitrite	mg/L	1	0.98	98	90-110	

MATRIX SPIKE & MATRIX SPIKE DUPLICATE: 3106951 3106952

Parameter	Units	50315730005 Result	MS Spike Conc.	MSD Spike Conc.	MS Result	MSD Result	MS % Rec	MSD % Rec	% Rec Limits	RPD	Max RPD	Qual
Nitrogen, Nitrate	mg/L	0.15	1	1	1.1	1.1	98	96	90-110	1	20	
Nitrogen, Nitrite	mg/L	ND	1	1	0.95	0.96	95	95	90-110	1	20	

MATRIX SPIKE & MATRIX SPIKE DUPLICATE: 3106953 3106954

Parameter	Units	50315733002 Result	MS Spike Conc.	MSD Spike Conc.	MS Result	MSD Result	MS % Rec	MSD % Rec	% Rec Limits	RPD	Max RPD	Qual
Nitrogen, Nitrate	mg/L	ND	1	1	1.0	1.0	96	96	90-110	0	20	
Nitrogen, Nitrite	mg/L	ND	1	1	0.96	0.96	96	96	90-110	0	20	

Results presented on this page are in the units indicated by the "Units" column except where an alternate unit is presented to the right of the result.

REPORT OF LABORATORY ANALYSIS

This report shall not be reproduced, except in full,
without the written consent of Pace Analytical Services, LLC.

Pace Analytical Services, LLC
7726 Moller Road
Indianapolis, IN 46268
(317)228-3100

QUALITY CONTROL DATA

Project: Harding St Profile 1 Report 1
Pace Project No.: 50315730

QC Batch: 675357
QC Batch Method: EPA 365.1
Analysis Method: EPA 365.1
Analysis Description: 365.1 Total Phosphorus
Laboratory: Pace Analytical Services - Indianapolis
Associated Lab Samples: 50315730001, 50315730002, 50315730003

METHOD BLANK: 3109637 Matrix: Water
Associated Lab Samples: 50315730001, 50315730002, 50315730003

Parameter	Units	Blank Result	Reporting Limit	Analyzed	Qualifiers
Phosphate as P04	mg/L	ND	0.15	05/13/22 14:15	

LABORATORY CONTROL SAMPLE: 3109638

Parameter	Units	Spike Conc.	LCS Result	LCS % Rec	% Rec Limits	Qualifiers
Phosphate as P04	mg/L		1.6			

MATRIX SPIKE & MATRIX SPIKE DUPLICATE: 3109639 3109640

Parameter	Units	50315604001 Result	MS Spike Conc.	MSD Spike Conc.	MS Result	MSD Result	MS % Rec	MSD % Rec	% Rec Limits	RPD	Max RPD	Qual
Phosphate as P04	mg/L	ND			1.6	1.5				5		

MATRIX SPIKE SAMPLE: 3109641

Parameter	Units	50315730001 Result	Spike Conc.	MS Result	MS % Rec	% Rec Limits	Qualifiers
Phosphate as P04	mg/L	ND		1.6			

Results presented on this page are in the units indicated by the "Units" column except where an alternate unit is presented to the right of the result.

REPORT OF LABORATORY ANALYSIS

This report shall not be reproduced, except in full,
without the written consent of Pace Analytical Services, LLC.

Pace Analytical Services, LLC
7726 Moller Road
Indianapolis, IN 46268
(317)228-3100

QUALITY CONTROL DATA

Project: Harding St Profile 1 Report 1
Pace Project No.: 50315730

QC Batch: 675359 | Analysis Method: EPA 365.1
QC Batch Method: EPA 365.1 | Analysis Description: 365.1 Total Phosphorus
Laboratory: Pace Analytical Services - Indianapolis
Associated Lab Samples: 50315730004, 50315730005, 50315730006, 50315730007, 50315730008, 50315730009

METHOD BLANK: 3109647 Matrix: Water
Associated Lab Samples: 50315730004, 50315730005, 50315730006, 50315730007, 50315730008, 50315730009

Parameter	Units	Blank Result	Reporting Limit	Analyzed	Qualifiers
Phosphate as P04	mg/L	ND	0.15	05/13/22 14:32	

LABORATORY CONTROL SAMPLE: 3109648

Parameter	Units	Spike Conc.	LCS Result	LCS % Rec	% Rec Limits	Qualifiers
Phosphate as P04	mg/L		1.4			

MATRIX SPIKE & MATRIX SPIKE DUPLICATE: 3109649 3109650

Parameter	Units	50315730005 Result	MS Spike Conc.	MSD Spike Conc.	MS Result	MSD Result	MS % Rec	MSD % Rec	% Rec Limits	RPD	Max RPD	Qual
Phosphate as P04	mg/L	0.73			2.3	2.3				0		

Results presented on this page are in the units indicated by the "Units" column except where an alternate unit is presented to the right of the result.

REPORT OF LABORATORY ANALYSIS

This report shall not be reproduced, except in full,
without the written consent of Pace Analytical Services, LLC.

Pace Analytical Services, LLC
7726 Moller Road
Indianapolis, IN 46268
(317)228-3100

QUALITY CONTROL DATA

Project: Harding St Profile 1 Report 1
Pace Project No.: 50315730

QC Batch: 675362
QC Batch Method: EPA 365.1
Analysis Method: EPA 365.1
Analysis Description: 365.1 Total Phosphorus
Laboratory: Pace Analytical Services - Indianapolis
Associated Lab Samples: 50315733006

METHOD BLANK: 3109659 Matrix: Water
Associated Lab Samples: 50315733006

Parameter	Units	Blank Result	Reporting Limit	Analyzed	Qualifiers
Phosphate as P04	mg/L	ND	0.15	05/13/22 14:42	

LABORATORY CONTROL SAMPLE: 3109660

Parameter	Units	Spike Conc.	LCS Result	LCS % Rec	% Rec Limits	Qualifiers
Phosphate as P04	mg/L		1.4			

MATRIX SPIKE & MATRIX SPIKE DUPLICATE: 3109661 3109662

Parameter	Units	50315733002 Result	MS Spike Conc.	MSD Spike Conc.	MS Result	MSD Result	MS % Rec	MSD % Rec	% Rec Limits	RPD	Max RPD	Qual
Phosphate as P04	mg/L	ND			1.5	1.7				8		

MATRIX SPIKE SAMPLE: 3109663

Parameter	Units	50315807001 Result	Spike Conc.	MS Result	MS % Rec	% Rec Limits	Qualifiers
Phosphate as P04	mg/L	5.5		7.4			

Results presented on this page are in the units indicated by the "Units" column except where an alternate unit is presented to the right of the result.

REPORT OF LABORATORY ANALYSIS

This report shall not be reproduced, except in full,
without the written consent of Pace Analytical Services, LLC.

Pace Analytical Services, LLC
7726 Moller Road
Indianapolis, IN 46268
(317)228-3100

QUALITY CONTROL DATA

Project: Harding St Profile 1 Report 1
Pace Project No.: 50315730

QC Batch: 675018 | Analysis Method: SM 5310C
QC Batch Method: SM 5310C | Analysis Description: 5310C Total Organic Carbon
Laboratory: Pace Analytical Services - Indianapolis
Associated Lab Samples: 50315730001, 50315730002, 50315730003, 50315730004, 50315730005, 50315730006, 50315730007, 50315730008, 50315730009, 50315733006

METHOD BLANK: 3108517 Matrix: Water
Associated Lab Samples: 50315730001, 50315730002, 50315730003, 50315730004, 50315730005, 50315730006, 50315730007, 50315730008, 50315730009, 50315733006

Parameter	Units	Blank Result	Reporting Limit	Analyzed	Qualifiers
Total Organic Carbon	mg/L	ND	1.0	05/12/22 20:20	

LABORATORY CONTROL SAMPLE: 3108518

Parameter	Units	Spike Conc.	LCS Result	LCS % Rec	% Rec Limits	Qualifiers
Total Organic Carbon	mg/L	10	9.8	98	90-110	

MATRIX SPIKE & MATRIX SPIKE DUPLICATE: 3108519 3108520

Parameter	Units	50315730005 Result	MS Spike Conc.	MSD Spike Conc.	MS Result	MSD Result	MS % Rec	MSD % Rec	% Rec Limits	RPD	Max RPD	Qual
Total Organic Carbon	mg/L	2.0	10	10	11.8	12.1	98	101	80-120	3	20	

MATRIX SPIKE SAMPLE: 3108521

Parameter	Units	50315730008 Result	Spike Conc.	MS Result	MS % Rec	% Rec Limits	Qualifiers
Total Organic Carbon	mg/L	3.0	10	12.6	96	80-120	

Results presented on this page are in the units indicated by the "Units" column except where an alternate unit is presented to the right of the result.

REPORT OF LABORATORY ANALYSIS

This report shall not be reproduced, except in full,
without the written consent of Pace Analytical Services, LLC.

Pace Analytical Services, LLC
7726 Moller Road
Indianapolis, IN 46268
(317)228-3100

QUALITY CONTROL DATA

Project: Harding St Profile 1 Report 1
Pace Project No.: 50315730

QC Batch: 676497
QC Batch Method: SM 5310C
Analysis Method: SM 5310C
Analysis Description: 5310C Dissolved Organic Carbon
Laboratory: Pace Analytical Services - Indianapolis
Associated Lab Samples: 50315730001, 50315730002, 50315730003, 50315730004, 50315730005, 50315730006, 50315730007, 50315730008, 50315730009, 50315733006

METHOD BLANK: 3114854 Matrix: Water
Associated Lab Samples: 50315730001, 50315730002, 50315730003, 50315730004, 50315730005, 50315730006, 50315730007, 50315730008, 50315730009, 50315733006

Parameter	Units	Blank Result	Reporting Limit	Analyzed	Qualifiers
Dissolved Organic Carbon	mg/L	ND	1.0	05/17/22 08:47	

LABORATORY CONTROL SAMPLE: 3114855

Parameter	Units	Spike Conc.	LCS Result	LCS % Rec	% Rec Limits	Qualifiers
Dissolved Organic Carbon	mg/L	10	10.5	105	90-110	

MATRIX SPIKE & MATRIX SPIKE DUPLICATE: 3114856 3114857

Parameter	Units	50315730005 Result	MS Spike Conc.	MSD Spike Conc.	MS Result	MSD Result	MS % Rec	MSD % Rec	% Rec Limits	RPD	Max RPD	Qual
Dissolved Organic Carbon	mg/L	1.7	10	10	12.1	13.3	104	115	80-120	9	20	

MATRIX SPIKE & MATRIX SPIKE DUPLICATE: 3114858 3114859

Parameter	Units	50315733002 Result	MS Spike Conc.	MSD Spike Conc.	MS Result	MSD Result	MS % Rec	MSD % Rec	% Rec Limits	RPD	Max RPD	Qual
Dissolved Organic Carbon	mg/L	2.7	10	10	13.3	12.8	106	101	80-120	4	20	

Results presented on this page are in the units indicated by the "Units" column except where an alternate unit is presented to the right of the result.

REPORT OF LABORATORY ANALYSIS

This report shall not be reproduced, except in full,
without the written consent of Pace Analytical Services, LLC.

Pace Analytical Services, LLC
7726 Moller Road
Indianapolis, IN 46268
(317)228-3100

ANALYTICAL RESULTS - RADIOCHEMISTRY

Project: Harding St Profile 1 Report 1
Pace Project No.: 50315730

Sample: MW-4S **Lab ID: 50315730001** Collected: 05/04/22 11:42 Received: 05/05/22 15:10 Matrix: Water
PWS: Site ID: Sample Type:

Parameters	Method	Act ± Unc (MDC) Carr Trac	Units	Analyzed	CAS No.	Qual
	Pace Analytical Services - Greensburg					
Radium-226	EPA 903.1	**0.131 ± 0.444 (0.858) C:NA T:99%**	pCi/L	06/10/22 12:19	13982-63-3	
	Pace Analytical Services - Greensburg					
Radium-228	EPA 904.0	**0.492 ± 0.316 (0.594) C:81% T:97%**	pCi/L	06/04/22 15:08	15262-20-1	
	Pace Analytical Services - Greensburg					
Total Radium	Total Radium Calculation	**0.623 ± 0.760 (1.45)**	pCi/L	06/13/22 14:57	7440-14-4	

REPORT OF LABORATORY ANALYSIS

This report shall not be reproduced, except in full,
without the written consent of Pace Analytical Services, LLC.

Pace Analytical Services, LLC
7726 Moller Road
Indianapolis, IN 46268
(317)228-3100

ANALYTICAL RESULTS - RADIOCHEMISTRY

Project: Harding St Profile 1 Report 1
Pace Project No.: 50315730

Sample: MW-5S **Lab ID: 50315730002** Collected: 05/04/22 13:36 Received: 05/05/22 15:10 Matrix: Water
PWS: Site ID: Sample Type:

Parameters	Method	Act ± Unc (MDC) Carr Trac	Units	Analyzed	CAS No.	Qual
	Pace Analytical Services - Greensburg					
Radium-226	EPA 903.1	**0.206 ± 0.447 (0.825) C:NA T:97%**	pCi/L	06/10/22 12:48	13982-63-3	
	Pace Analytical Services - Greensburg					
Radium-228	EPA 904.0	**0.806 ± 0.371 (0.611) C:81% T:89%**	pCi/L	06/04/22 15:08	15262-20-1	
	Pace Analytical Services - Greensburg					
Total Radium	Total Radium Calculation	**1.01 ± 0.818 (1.44)**	pCi/L	06/13/22 14:57	7440-14-4	

This report shall not be reproduced, except in full,
without the written consent of Pace Analytical Services, LLC.

Pace Analytical Services, LLC
7726 Moller Road
Indianapolis, IN 46268
(317)228-3100

ANALYTICAL RESULTS - RADIOCHEMISTRY

Project: Harding St Profile 1 Report 1
Pace Project No.: 50315730

Sample: MW-6S **Lab ID: 50315730003** Collected: 05/04/22 15:11 Received: 05/05/22 15:10 Matrix: Water
PWS: Site ID: Sample Type:

Parameters	Method	Act ± Unc (MDC) Carr Trac	Units	Analyzed	CAS No.	Qual
	Pace Analytical Services - Greensburg					
Radium-226	EPA 903.1	**0.000 ± 0.601 (1.22) C:NA T:92%**	pCi/L	06/10/22 12:48	13982-63-3	
	Pace Analytical Services - Greensburg					
Radium-228	EPA 904.0	**0.508 ± 0.320 (0.584) C:84% T:86%**	pCi/L	06/04/22 15:08	15262-20-1	
	Pace Analytical Services - Greensburg					
Total Radium	Total Radium Calculation	**0.508 ± 0.921 (1.80)**	pCi/L	06/13/22 14:57	7440-14-4	

This report shall not be reproduced, except in full,
without the written consent of Pace Analytical Services, LLC.

Pace Analytical Services, LLC
7726 Moller Road
Indianapolis, IN 46268
(317)228-3100

ANALYTICAL RESULTS - RADIOCHEMISTRY

Project: Harding St Profile 1 Report 1
Pace Project No.: 50315730

Sample: MW-7D **Lab ID: 50315730004** Collected: 05/04/22 14:20 Received: 05/05/22 15:10 Matrix: Water
PWS: Site ID: Sample Type:

Parameters	Method	Act ± Unc (MDC) Carr Trac	Units	Analyzed	CAS No.	Qual
	Pace Analytical Services - Greensburg					
Radium-226	EPA 903.1	**0.479 ± 0.406 (0.503) C:NA T:92%**	pCi/L	06/10/22 12:48	13982-63-3	
	Pace Analytical Services - Greensburg					
Radium-228	EPA 904.0	**0.518 ± 0.343 (0.648) C:78% T:91%**	pCi/L	06/04/22 15:08	15262-20-1	
	Pace Analytical Services - Greensburg					
Total Radium	Total Radium Calculation	**0.997 ± 0.749 (1.15)**	pCi/L	06/13/22 14:57	7440-14-4	

This report shall not be reproduced, except in full,
without the written consent of Pace Analytical Services, LLC.

Pace Analytical Services, LLC
7726 Moller Road
Indianapolis, IN 46268
(317)228-3100

ANALYTICAL RESULTS - RADIOCHEMISTRY

Project: Harding St Profile 1 Report 1
Pace Project No.: 50315730

Sample: MW-2S **Lab ID: 50315730005** Collected: 05/04/22 10:40 Received: 05/05/22 15:10 Matrix: Water
PWS: Site ID: Sample Type:

Parameters	Method	Act ± Unc (MDC) Carr Trac	Units	Analyzed	CAS No.	Qual
	Pace Analytical Services - Greensburg					
Radium-226	EPA 903.1	**0.909 ± 0.556 (0.683) C:NA T:96%**	pCi/L	06/10/22 12:48	13982-63-3	
	Pace Analytical Services - Greensburg					
Radium-228	EPA 904.0	**0.756 ± 0.386 (0.668) C:81% T:85%**	pCi/L	06/04/22 15:08	15262-20-1	
	Pace Analytical Services - Greensburg					
Total Radium	Total Radium Calculation	**1.67 ± 0.942 (1.35)**	pCi/L	06/13/22 14:57	7440-14-4	

REPORT OF LABORATORY ANALYSIS

This report shall not be reproduced, except in full,
without the written consent of Pace Analytical Services, LLC.

Pace Analytical Services, LLC
7726 Moller Road
Indianapolis, IN 46268
(317)228-3100

ANALYTICAL RESULTS - RADIOCHEMISTRY

Project: Harding St Profile 1 Report 1
Pace Project No.: 50315730

Sample: MW-7S **Lab ID: 50315730006** Collected: 05/04/22 13:10 Received: 05/05/22 15:10 Matrix: Water
PWS: Site ID: Sample Type:

Parameters	Method	Act ± Unc (MDC) Carr Trac	Units	Analyzed	CAS No.	Qual
	Pace Analytical Services - Greensburg					
Radium-226	EPA 903.1	**0.0784 ± 0.461 (0.941) C:NA T:92%**	pCi/L	06/10/22 12:48	13982-63-3	
	Pace Analytical Services - Greensburg					
Radium-228	EPA 904.0	**0.711 ± 0.383 (0.679) C:78% T:86%**	pCi/L	06/04/22 15:08	15262-20-1	
	Pace Analytical Services - Greensburg					
Total Radium	Total Radium Calculation	**0.789 ± 0.844 (1.62)**	pCi/L	06/13/22 14:57	7440-14-4	

REPORT OF LABORATORY ANALYSIS

This report shall not be reproduced, except in full,
without the written consent of Pace Analytical Services, LLC.

Pace Analytical Services, LLC
7726 Moller Road
Indianapolis, IN 46268
(317)228-3100

ANALYTICAL RESULTS - RADIOCHEMISTRY

Project: Harding St Profile 1 Report 1
Pace Project No.: 50315730

Sample: MW-2D **Lab ID: 50315730007** Collected: 05/04/22 10:47 Received: 05/05/22 15:10 Matrix: Water
PWS: Site ID: Sample Type:

Parameters	Method	Act ± Unc (MDC) Carr Trac	Units	Analyzed	CAS No.	Qual
	Pace Analytical Services - Greensburg					
Radium-226	EPA 903.1	**1.35 ± 0.825 (1.01) C:NA T:87%**	pCi/L	06/10/22 12:48	13982-63-3	
	Pace Analytical Services - Greensburg					
Radium-228	EPA 904.0	**0.534 ± 0.343 (0.638) C:74% T:91%**	pCi/L	06/04/22 15:08	15262-20-1	
	Pace Analytical Services - Greensburg					
Total Radium	Total Radium Calculation	**1.88 ± 1.17 (1.65)**	pCi/L	06/13/22 14:57	7440-14-4	

This report shall not be reproduced, except in full,
without the written consent of Pace Analytical Services, LLC.

Pace Analytical Services, LLC
7726 Moller Road
Indianapolis, IN 46268
(317)228-3100

ANALYTICAL RESULTS - RADIOCHEMISTRY

Project: Harding St Profile 1 Report 1
Pace Project No.: 50315730

Sample: MW-13S **Lab ID: 50315730008** Collected: 05/04/22 13:02 Received: 05/05/22 15:10 Matrix: Water
PWS: Site ID: Sample Type:

Parameters	Method	Act ± Unc (MDC) Carr Trac	Units	Analyzed	CAS No.	Qual
	Pace Analytical Services - Greensburg					
Radium-226	EPA 903.1	**0.000 ± 0.372 (0.834) C:NA T:90%**	pCi/L	06/10/22 12:48	13982-63-3	
	Pace Analytical Services - Greensburg					
Radium-228	EPA 904.0	**0.448 ± 0.324 (0.626) C:78% T:95%**	pCi/L	06/04/22 15:08	15262-20-1	
	Pace Analytical Services - Greensburg					
Total Radium	Total Radium Calculation	**0.448 ± 0.696 (1.46)**	pCi/L	06/13/22 14:57	7440-14-4	

This report shall not be reproduced, except in full,
without the written consent of Pace Analytical Services, LLC.

Pace Analytical Services, LLC
7726 Moller Road
Indianapolis, IN 46268
(317)228-3100

ANALYTICAL RESULTS - RADIOCHEMISTRY

Project: Harding St Profile 1 Report 1
Pace Project No.: 50315730

Sample: MW-13D **Lab ID: 50315730009** Collected: 05/04/22 14:31 Received: 05/05/22 15:10 Matrix: Water
PWS: Site ID: Sample Type:

Parameters	Method	Act ± Unc (MDC) Carr Trac	Units	Analyzed	CAS No.	Qual
	Pace Analytical Services - Greensburg					
Radium-226	EPA 903.1	**0.280 ± 0.436 (0.755) C:NA T:95%**	pCi/L	06/10/22 12:48	13982-63-3	
	Pace Analytical Services - Greensburg					
Radium-228	EPA 904.0	**1.26 ± 0.479 (0.724) C:76% T:90%**	pCi/L	06/04/22 15:09	15262-20-1	
	Pace Analytical Services - Greensburg					
Total Radium	Total Radium Calculation	**1.54 ± 0.915 (1.48)**	pCi/L	06/13/22 14:57	7440-14-4	

REPORT OF LABORATORY ANALYSIS

This report shall not be reproduced, except in full,
without the written consent of Pace Analytical Services, LLC.

Pace Analytical Services, LLC
7726 Moller Road
Indianapolis, IN 46268
(317)228-3100

ANALYTICAL RESULTS - RADIOCHEMISTRY

Project: Harding St Profile 1 Report 1
Pace Project No.: 50315730

Sample: MW-2S RAD MS **Lab ID: 50315730010** Collected: 05/04/22 10:40 Received: 05/05/22 15:10 Matrix: Water
PWS: Site ID: Sample Type:

Parameters	Method	Act ± Unc (MDC) Carr Trac	Units	Analyzed	CAS No.	Qual
		Pace Analytical Services - Greensburg				
Radium-226	EPA 903.1	**73.63 %REC ± NA (NA) C:NA T:NA%**	pCi/L	06/10/22 13:06	13982-63-3	
		Pace Analytical Services - Greensburg				
Radium-228	EPA 904.0	**114.44 %REC ± NA (NA) C:NA T:NA**	pCi/L	06/04/22 15:09	15262-20-1	

REPORT OF LABORATORY ANALYSIS

This report shall not be reproduced, except in full,
without the written consent of Pace Analytical Services, LLC.

Pace Analytical Services, LLC
7726 Moller Road
Indianapolis, IN 46268
(317)228-3100

ANALYTICAL RESULTS - RADIOCHEMISTRY

Project: Harding St Profile 1 Report 1
Pace Project No.: 50315730

Sample: MW-2S RAD MSD **Lab ID: 50315730011** Collected: 05/04/22 10:40 Received: 05/05/22 15:10 Matrix: Water
PWS: Site ID: Sample Type:

Parameters	Method	Act ± Unc (MDC) Carr Trac	Units	Analyzed	CAS No.	Qual
	Pace Analytical Services - Greensburg					
Radium-226	EPA 903.1	**104.55 %REC 34.70 RPD ± NA (NA) C:NA T:NA%**	pCi/L	06/10/22 13:06	13982-63-3	
	Pace Analytical Services - Greensburg					
Radium-228	EPA 904.0	**86.12 %REC 28.23 RPD ± NA (NA) C:NA T:NA**	pCi/L	06/04/22 15:09	15262-20-1	

REPORT OF LABORATORY ANALYSIS

This report shall not be reproduced, except in full,
without the written consent of Pace Analytical Services, LLC.

Pace Analytical Services, LLC
7726 Moller Road
Indianapolis, IN 46268
(317)228-3100

ANALYTICAL RESULTS - RADIOCHEMISTRY

Project: Harding St Profile 1 Report 1
Pace Project No.: 50315730

Sample: DUP-1 **Lab ID: 50315733006** Collected: 05/04/22 13:10 Received: 05/05/22 15:10 Matrix: Water
PWS: Site ID: Sample Type:

Parameters	Method	Act ± Unc (MDC) Carr Trac	Units	Analyzed	CAS No.	Qual
	Pace Analytical Services - Greensburg					
Radium-226	EPA 903.1	**-0.0776 ± 0.456 (1.02) C:NA T:89%**	pCi/L	06/10/22 12:19	13982-63-3	
	Pace Analytical Services - Greensburg					
Radium-228	EPA 904.0	**0.706 ± 0.341 (0.553) C:79% T:83%**	pCi/L	06/04/22 15:04	15262-20-1	
	Pace Analytical Services - Greensburg					
Total Radium	Total Radium Calculation	**0.706 ± 0.797 (1.57)**	pCi/L	06/13/22 15:00	7440-14-4	

This report shall not be reproduced, except in full,
without the written consent of Pace Analytical Services, LLC.

Pace Analytical Services, LLC
7726 Moller Road
Indianapolis, IN 46268
(317)228-3100

QUALITY CONTROL - RADIOCHEMISTRY

Project: Harding St Profile 1 Report 1
Pace Project No.: 50315730

QC Batch: 505223
QC Batch Method: EPA 904.0
Analysis Method: EPA 904.0
Analysis Description: 904.0 Radium 228
Laboratory: Pace Analytical Services - Greensburg
Associated Lab Samples: 50315733006

METHOD BLANK: 2447130 Matrix: Water
Associated Lab Samples: 50315733006

Parameter	Act ± Unc (MDC) Carr Trac	Units	Analyzed	Qualifiers
Radium-228	0.561 ± 0.292 (0.498) C:82% T:95%	pCi/L	06/04/22 15:04	

Results presented on this page are in the units indicated by the "Units" column except where an alternate unit is presented to the right of the result.

REPORT OF LABORATORY ANALYSIS

This report shall not be reproduced, except in full,
without the written consent of Pace Analytical Services, LLC.

Pace Analytical Services, LLC
7726 Moller Road
Indianapolis, IN 46268
(317)228-3100

QUALITY CONTROL - RADIOCHEMISTRY

Project: Harding St Profile 1 Report 1
Pace Project No.: 50315730

QC Batch: 505222
QC Batch Method: EPA 903.1
Analysis Method: EPA 903.1
Analysis Description: 903.1 Radium-226
Laboratory: Pace Analytical Services - Greensburg
Associated Lab Samples: 50315733006

METHOD BLANK: 2447105 Matrix: Water
Associated Lab Samples: 50315733006

Parameter	Act ± Unc (MDC) Carr Trac	Units	Analyzed	Qualifiers
Radium-226	-0.121 ± 0.375 (0.853) C:NA T:87%	pCi/L	06/10/22 11:52	

Results presented on this page are in the units indicated by the "Units" column except where an alternate unit is presented to the right of the result.

REPORT OF LABORATORY ANALYSIS

This report shall not be reproduced, except in full,
without the written consent of Pace Analytical Services, LLC.

Pace Analytical Services, LLC
7726 Moller Road
Indianapolis, IN 46268
(317)228-3100

QUALITY CONTROL - RADIOCHEMISTRY

Project: Harding St Profile 1 Report 1
Pace Project No.: 50315730

QC Batch: 505228 Analysis Method: EPA 903.1
QC Batch Method: EPA 903.1 Analysis Description: 903.1 Radium-226
Laboratory: Pace Analytical Services - Greensburg
Associated Lab Samples: 50315730001, 50315730002, 50315730003, 50315730004, 50315730005, 50315730006, 50315730007, 50315730008, 50315730009, 50315730010, 50315730011

METHOD BLANK: 2447141 Matrix: Water
Associated Lab Samples: 50315730001, 50315730002, 50315730003, 50315730004, 50315730005, 50315730006, 50315730007, 50315730008, 50315730009, 50315730010, 50315730011

Parameter	Act ± Unc (MDC) Carr Trac	Units	Analyzed	Qualifiers
Radium-226	0.000 ± 0.240 (0.489) C:NA T:97%	pCi/L	06/10/22 12:19	

Results presented on this page are in the units indicated by the "Units" column except where an alternate unit is presented to the right of the result.

REPORT OF LABORATORY ANALYSIS

This report shall not be reproduced, except in full,
without the written consent of Pace Analytical Services, LLC.

Pace Analytical Services, LLC
7726 Moller Road
Indianapolis, IN 46268
(317)228-3100

QUALITY CONTROL - RADIOCHEMISTRY

Project: Harding St Profile 1 Report 1
Pace Project No.: 50315730

QC Batch: 505229
QC Batch Method: EPA 904.0
Analysis Method: EPA 904.0
Analysis Description: 904.0 Radium 228
Laboratory: Pace Analytical Services - Greensburg
Associated Lab Samples: 50315730001, 50315730002, 50315730003, 50315730004, 50315730005, 50315730006, 50315730007, 50315730008, 50315730009, 50315730010, 50315730011

METHOD BLANK: 2447144 Matrix: Water
Associated Lab Samples: 50315730001, 50315730002, 50315730003, 50315730004, 50315730005, 50315730006, 50315730007, 50315730008, 50315730009, 50315730010, 50315730011

Parameter	Act ± Unc (MDC) Carr Trac	Units	Analyzed	Qualifiers
Radium-228	0.319 ± 0.255 (0.496) C:82% T:95%	pCi/L	06/04/22 15:08	

Results presented on this page are in the units indicated by the "Units" column except where an alternate unit is presented to the right of the result.

REPORT OF LABORATORY ANALYSIS

This report shall not be reproduced, except in full,
without the written consent of Pace Analytical Services, LLC.

Pace Analytical Services, LLC
7726 Moller Road
Indianapolis, IN 46268
(317)228-3100

QUALIFIERS

Project: Harding St Profile 1 Report 1
Pace Project No.: 50315730

DEFINITIONS

DF - Dilution Factor, if reported, represents the factor applied to the reported data due to dilution of the sample aliquot.

ND - Not Detected at or above adjusted reporting limit.

TNTC - Too Numerous To Count

J - Estimated concentration above the adjusted method detection limit and below the adjusted reporting limit.

MDL - Adjusted Method Detection Limit.

PQL - Practical Quantitation Limit.

RL - Reporting Limit - The lowest concentration value that meets project requirements for quantitative data with known precision and bias for a specific analyte in a specific matrix.

S - Surrogate

1,2-Diphenylhydrazine decomposes to and cannot be separated from Azobenzene using Method 8270. The result for each analyte is a combined concentration.

Consistent with EPA guidelines, unrounded data are displayed and have been used to calculate % recovery and RPD values.

LCS(D) - Laboratory Control Sample (Duplicate)

MS(D) - Matrix Spike (Duplicate)

DUP - Sample Duplicate

RPD - Relative Percent Difference

NC - Not Calculable.

SG - Silica Gel - Clean-Up

U - Indicates the compound was analyzed for, but not detected.

N-Nitrosodiphenylamine decomposes and cannot be separated from Diphenylamine using Method 8270. The result reported for each analyte is a combined concentration.

Reported results are not rounded until the final step prior to reporting. Therefore, calculated parameters that are typically reported as "Total" may vary slightly from the sum of the reported component parameters.

Act - Activity

Unc - Uncertainty: SDWA = 1.96 sigma count uncertainty, all other matrices = Expanded Uncertainty (95% confidence interval). Gamma Spec = Expanded Uncertainty (95.4% Confidence Interval)

(MDC) - Minimum Detectable Concentration

Trac - Tracer Recovery (%)

Carr - Carrier Recovery (%)

Pace Analytical is TNI accredited. Contact your Pace PM for the current list of accredited analytes.

TNI - The NELAC Institute.

ANALYTE QUALIFIERS

H3	Sample was received or analysis requested beyond the recognized method holding time.
M0	Matrix spike recovery and/or matrix spike duplicate recovery was outside laboratory control limits.
M3	Matrix spike recovery was outside laboratory control limits due to matrix interferences.
N2	The lab does not hold NELAC/TNI accreditation for this parameter but other accreditations/certifications may apply. A complete list of accreditations/certifications is available upon request.
P6	Matrix spike recovery was outside laboratory control limits due to a parent sample concentration notably higher than the spike level.

REPORT OF LABORATORY ANALYSIS

This report shall not be reproduced, except in full,
without the written consent of Pace Analytical Services, LLC.

Pace Analytical Services, LLC
7726 Moller Road
Indianapolis, IN 46268
(317)228-3100

QUALITY CONTROL DATA CROSS REFERENCE TABLE

Project: Harding St Profile 1 Report 1
Pace Project No.: 50315730

Lab ID	Sample ID	QC Batch Method	QC Batch	Analytical Method	Analytical Batch
50315730001	MW-4S	EPA 9056	676285		
50315730002	MW-5S	EPA 9056	676285		
50315730003	MW-6S	EPA 9056	676285		
50315730004	MW-7D	EPA 9056	676285		
50315730005	MW-2S	EPA 9056	676285		
50315730006	MW-7S	EPA 9056	676285		
50315730007	MW-2D	EPA 9056	676285		
50315730008	MW-13S	EPA 9056	676285		
50315730009	MW-13D	EPA 9056	676285		
50315733006	DUP-1	EPA 9056	676285		
50315730001	MW-4S	EPA 3010	675187	EPA 6010	676544
50315730002	MW-5S	EPA 3010	675187	EPA 6010	676544
50315730003	MW-6S	EPA 3010	675187	EPA 6010	676544
50315730004	MW-7D	EPA 3010	675187	EPA 6010	676544
50315730005	MW-2S	EPA 3010	675187	EPA 6010	676544
50315730006	MW-7S	EPA 3010	675187	EPA 6010	676544
50315730007	MW-2D	EPA 3010	675187	EPA 6010	676544
50315730008	MW-13S	EPA 3010	675187	EPA 6010	676544
50315730009	MW-13D	EPA 3010	675187	EPA 6010	676544
50315733006	DUP-1	EPA 3010	675187	EPA 6010	676544
50315730001	MW-4S	EPA 3010	675141	EPA 6010	676400
50315730002	MW-5S	EPA 3010	675141	EPA 6010	676400
50315730003	MW-6S	EPA 3010	675141	EPA 6010	676400
50315730004	MW-7D	EPA 3010	675141	EPA 6010	676400
50315730005	MW-2S	EPA 3010	675141	EPA 6010	676400
50315730006	MW-7S	EPA 3010	675141	EPA 6010	676400
50315730007	MW-2D	EPA 3010	675141	EPA 6010	676400
50315730008	MW-13S	EPA 3010	675141	EPA 6010	676400
50315730009	MW-13D	EPA 3010	675141	EPA 6010	676400
50315733006	DUP-1	EPA 3010	675141	EPA 6010	676400
50315730001	MW-4S	EPA 200.2	675545	EPA 6020	675754
50315730002	MW-5S	EPA 200.2	675545	EPA 6020	675754
50315730003	MW-6S	EPA 200.2	675545	EPA 6020	675754
50315730004	MW-7D	EPA 200.2	675545	EPA 6020	675754
50315730005	MW-2S	EPA 200.2	675545	EPA 6020	675754
50315730006	MW-7S	EPA 200.2	675545	EPA 6020	675754
50315730007	MW-2D	EPA 200.2	675545	EPA 6020	675754
50315730008	MW-13S	EPA 200.2	675545	EPA 6020	675754
50315730009	MW-13D	EPA 200.2	675545	EPA 6020	675754
50315733006	DUP-1	EPA 200.2	675548	EPA 6020	675755
50315730001	MW-4S	EPA 7470	675173	EPA 7470	675300
50315730002	MW-5S	EPA 7470	675173	EPA 7470	675300
50315730003	MW-6S	EPA 7470	675173	EPA 7470	675300
50315730004	MW-7D	EPA 7470	675173	EPA 7470	675300
50315730005	MW-2S	EPA 7470	675173	EPA 7470	675300
50315730006	MW-7S	EPA 7470	675173	EPA 7470	675300

REPORT OF LABORATORY ANALYSIS

This report shall not be reproduced, except in full,
without the written consent of Pace Analytical Services, LLC.

Pace Analytical Services, LLC
7726 Moller Road
Indianapolis, IN 46268
(317)228-3100

QUALITY CONTROL DATA CROSS REFERENCE TABLE

Project: Harding St Profile 1 Report 1
Pace Project No.: 50315730

Lab ID	Sample ID	QC Batch Method	QC Batch	Analytical Method	Analytical Batch
50315730007	**MW-2D**	EPA 7470	675173	EPA 7470	675300
50315730008	**MW-13S**	EPA 7470	675173	EPA 7470	675300
50315730009	**MW-13D**	EPA 7470	675173	EPA 7470	675300
50315730001	**MW-4S**	EPA 903.1	505228		
50315730002	**MW-5S**	EPA 903.1	505228		
50315730003	**MW-6S**	EPA 903.1	505228		
50315730004	**MW-7D**	EPA 903.1	505228		
50315730005	**MW-2S**	EPA 903.1	505228		
50315730006	**MW-7S**	EPA 903.1	505228		
50315730007	**MW-2D**	EPA 903.1	505228		
50315730008	**MW-13S**	EPA 903.1	505228		
50315730009	**MW-13D**	EPA 903.1	505228		
50315733006	**DUP-1**	EPA 903.1	505222		
50315730010	**MW-2S RAD MS**	EPA 903.1	505228		
50315730011	**MW-2S RAD MSD**	EPA 903.1	505228		
50315730001	**MW-4S**	EPA 904.0	505229		
50315730002	**MW-5S**	EPA 904.0	505229		
50315730003	**MW-6S**	EPA 904.0	505229		
50315730004	**MW-7D**	EPA 904.0	505229		
50315730005	**MW-2S**	EPA 904.0	505229		
50315730006	**MW-7S**	EPA 904.0	505229		
50315730007	**MW-2D**	EPA 904.0	505229		
50315730008	**MW-13S**	EPA 904.0	505229		
50315730009	**MW-13D**	EPA 904.0	505229		
50315733006	**DUP-1**	EPA 904.0	505223		
50315730010	**MW-2S RAD MS**	EPA 904.0	505229		
50315730011	**MW-2S RAD MSD**	EPA 904.0	505229		
50315730001	**MW-4S**	Total Radium Calculation	511320		
50315730002	**MW-5S**	Total Radium Calculation	511320		
50315730003	**MW-6S**	Total Radium Calculation	511320		
50315730004	**MW-7D**	Total Radium Calculation	511320		
50315730005	**MW-2S**	Total Radium Calculation	511320		
50315730006	**MW-7S**	Total Radium Calculation	511320		
50315730007	**MW-2D**	Total Radium Calculation	511320		
50315730008	**MW-13S**	Total Radium Calculation	511320		
50315730009	**MW-13D**	Total Radium Calculation	511320		
50315733006	**DUP-1**	Total Radium Calculation	511333		
50315730001	**MW-4S**	SM 2320B	675648		
50315730002	**MW-5S**	SM 2320B	675648		
50315730003	**MW-6S**	SM 2320B	675648		
50315730004	**MW-7D**	SM 2320B	675648		
50315730005	**MW-2S**	SM 2320B	675648		
50315730006	**MW-7S**	SM 2320B	675775		
50315730007	**MW-2D**	SM 2320B	675775		

REPORT OF LABORATORY ANALYSIS

This report shall not be reproduced, except in full,
without the written consent of Pace Analytical Services, LLC.

Pace Analytical Services, LLC
7726 Moller Road
Indianapolis, IN 46268
(317)228-3100

QUALITY CONTROL DATA CROSS REFERENCE TABLE

Project: Harding St Profile 1 Report 1
Pace Project No.: 50315730

Lab ID	Sample ID	QC Batch Method	QC Batch	Analytical Method	Analytical Batch
50315730008	**MW-13S**	SM 2320B	675775		
50315730009	**MW-13D**	SM 2320B	675775		
50315733006	**DUP-1**	SM 2320B	675775		
50315730001	**MW-4S**	SM 2540C	675556		
50315730002	**MW-5S**	SM 2540C	675556		
50315730003	**MW-6S**	SM 2540C	675556		
50315730004	**MW-7D**	SM 2540C	675556		
50315730005	**MW-2S**	SM 2540C	675556		
50315730006	**MW-7S**	SM 2540C	675556		
50315730007	**MW-2D**	SM 2540C	675556		
50315730008	**MW-13S**	SM 2540C	675556		
50315730009	**MW-13D**	SM 2540C	675556		
50315733006	**DUP-1**	SM 2540C	675557		
50315730001	**MW-4S**	SM 4500-H+B	676173		
50315730002	**MW-5S**	SM 4500-H+B	676173		
50315730003	**MW-6S**	SM 4500-H+B	676173		
50315730004	**MW-7D**	SM 4500-H+B	676173		
50315730005	**MW-2S**	SM 4500-H+B	676173		
50315730006	**MW-7S**	SM 4500-H+B	676173		
50315730007	**MW-2D**	SM 4500-H+B	676173		
50315730008	**MW-13S**	SM 4500-H+B	676173		
50315730009	**MW-13D**	SM 4500-H+B	676173		
50315733006	**DUP-1**	SM 4500-H+B	676173		
50315730001	**MW-4S**	SM 4500-S2-D	674955		
50315730002	**MW-5S**	SM 4500-S2-D	674955		
50315730003	**MW-6S**	SM 4500-S2-D	674955		
50315730004	**MW-7D**	SM 4500-S2-D	674955		
50315730005	**MW-2S**	SM 4500-S2-D	674955		
50315730006	**MW-7S**	SM 4500-S2-D	674955		
50315730007	**MW-2D**	SM 4500-S2-D	674955		
50315730008	**MW-13S**	SM 4500-S2-D	674955		
50315730009	**MW-13D**	SM 4500-S2-D	674955		
50315733006	**DUP-1**	SM 4500-S2-D	674956		
50315730001	**MW-4S**	HACH 8146	675310		
50315730002	**MW-5S**	HACH 8146	675310		
50315730003	**MW-6S**	HACH 8146	675310		
50315730004	**MW-7D**	HACH 8146	675310		
50315730005	**MW-2S**	HACH 8146	675310		
50315730006	**MW-7S**	HACH 8146	675310		
50315730007	**MW-2D**	HACH 8146	675310		
50315730008	**MW-13S**	HACH 8146	675310		
50315730009	**MW-13D**	HACH 8146	675310		
50315733006	**DUP-1**	HACH 8146	675312		
50315730001	**MW-4S**	EPA 353.2	674764		
50315730002	**MW-5S**	EPA 353.2	674764		

REPORT OF LABORATORY ANALYSIS

This report shall not be reproduced, except in full,
without the written consent of Pace Analytical Services, LLC.

Pace Analytical Services, LLC
7726 Moller Road
Indianapolis, IN 46268
(317)228-3100

QUALITY CONTROL DATA CROSS REFERENCE TABLE

Project: Harding St Profile 1 Report 1
Pace Project No.: 50315730

Lab ID	Sample ID	QC Batch Method	QC Batch	Analytical Method	Analytical Batch
50315730003	**MW-6S**	EPA 353.2	674764		
50315730004	**MW-7D**	EPA 353.2	674764		
50315730005	**MW-2S**	EPA 353.2	674764		
50315730006	**MW-7S**	EPA 353.2	674764		
50315730007	**MW-2D**	EPA 353.2	674764		
50315730008	**MW-13S**	EPA 353.2	674764		
50315730009	**MW-13D**	EPA 353.2	674764		
50315733006	**DUP-1**	EPA 353.2	674764		
50315730001	**MW-4S**	EPA 365.1	675357	EPA 365.1	676253
50315730002	**MW-5S**	EPA 365.1	675357	EPA 365.1	676253
50315730003	**MW-6S**	EPA 365.1	675357	EPA 365.1	676253
50315730004	**MW-7D**	EPA 365.1	675359	EPA 365.1	676255
50315730005	**MW-2S**	EPA 365.1	675359	EPA 365.1	676255
50315730006	**MW-7S**	EPA 365.1	675359	EPA 365.1	676255
50315730007	**MW-2D**	EPA 365.1	675359	EPA 365.1	676255
50315730008	**MW-13S**	EPA 365.1	675359	EPA 365.1	676255
50315730009	**MW-13D**	EPA 365.1	675359	EPA 365.1	676255
50315733006	**DUP-1**	EPA 365.1	675362	EPA 365.1	676256
50315730001	**MW-4S**	SM 5310C	675018		
50315730002	**MW-5S**	SM 5310C	675018		
50315730003	**MW-6S**	SM 5310C	675018		
50315730004	**MW-7D**	SM 5310C	675018		
50315730005	**MW-2S**	SM 5310C	675018		
50315730006	**MW-7S**	SM 5310C	675018		
50315730007	**MW-2D**	SM 5310C	675018		
50315730008	**MW-13S**	SM 5310C	675018		
50315730009	**MW-13D**	SM 5310C	675018		
50315733006	**DUP-1**	SM 5310C	675018		
50315730001	**MW-4S**	SM 5310C	676497		
50315730002	**MW-5S**	SM 5310C	676497		
50315730003	**MW-6S**	SM 5310C	676497		
50315730004	**MW-7D**	SM 5310C	676497		
50315730005	**MW-2S**	SM 5310C	676497		
50315730006	**MW-7S**	SM 5310C	676497		
50315730007	**MW-2D**	SM 5310C	676497		
50315730008	**MW-13S**	SM 5310C	676497		
50315730009	**MW-13D**	SM 5310C	676497		
50315733006	**DUP-1**	SM 5310C	676497		

This report shall not be reproduced, except in full,
without the written consent of Pace Analytical Services, LLC.

WO# : 50315730

50315730

Pace Analytical
WWW.PACELABS.COM

CHAIN-OF-CUSTODY / Analytica

The Chain-of-Custody is a LEGAL DOCUMENT. Al

Section A Required Client Information:		Section B Required Project Information:		Section C Invoice Information:	
Company:	Atlas Indianapolis	Report To:	Mark Breting	Attention:	Accounts Payable - Paula Sedam
Address:	7988 Centerpoint Drive Suite 100	Copy To:		Company Name:	Atlas Indianapolis
	Indianapolis, IN 46256			Address:	
Email:	mark.breting@oneatlas.com	Purchase Order #:		Pace Quote:	
Phone:	(317)579-4082 Fax:	Project Name:	Harding St Profile 1 Report 1	Pace Project Manager:	Hayden Putt
Requested Due Date:		Project #:		Pace Profile #:	10498/15

Regulatory Agency
State / Location
IN

MATRIX CODE: Drinking Water DW; Water WT; Waste Water WW; Product P; Soil/Solid SL; Oil OL; Wipe WP; Air AR; Other OT; Tissue TS

SAMPLE ID — One Character per box. (A-Z, 0-9 / , -) Sample Ids must be unique

Requested Analysis Filtered (Y/N)

ITEM #	SAMPLE ID	MATRIX CODE (see valid codes to left)	SAMPLE TYPE (G=GRAB C=COMP)	COLLECTED START DATE	COLLECTED START TIME	COLLECTED END DATE	COLLECTED END TIME	SAMPLE TEMP AT COLLECTION	# OF CONTAINERS	Unpreserved	H2SO4	HNO3	HCl	NaOH + ZnAcetate	Na2S2O3	Methanol	Other	Analyses Test Y/N	TDS/ NO3,NO2-Wet	(Cl, F, SO4) by IC	Metals, Total*	Metals Diss. Field Filtered** (Y)	Rad-228	Rad-226	Alkalinity, Ferrous Iron, pH	TOC by 5310C	DOC by 5310C (Y)	Sulfide	Phosphate	Residual Chlorine (Y/N)	
1	~~MW-1S~~	~~WT~~							~~11~~	~~3~~	~~3~~	~~4~~		~~1~~					~~X~~	~~X~~	~~X~~	~~X~~	~~X~~	~~X~~	~~X~~	~~X~~	~~X~~	~~X~~	~~X~~		
2	~~MW-1D~~	~~WT~~							~~11~~	~~3~~	~~3~~	~~4~~		~~1~~					~~X~~	~~X~~	~~X~~	~~X~~	~~X~~	~~X~~	~~X~~	~~X~~	~~X~~	~~X~~	X		
3	~~MW-2S~~	~~WT~~							~~11~~	~~3~~	~~3~~	~~4~~		~~1~~					~~X~~	~~X~~	~~X~~	~~X~~	~~X~~	~~X~~	~~X~~	~~X~~	~~X~~	~~X~~	X		
4	~~MW-2D~~	~~WT~~							~~11~~	~~3~~	~~3~~	~~4~~		~~1~~					~~X~~	~~X~~	~~X~~	~~X~~	~~X~~	~~X~~	~~X~~	~~X~~	~~X~~	~~X~~	~~X~~		
5	~~MW-3S~~	~~WT~~							~~11~~	~~3~~	~~3~~	~~4~~		~~1~~					~~X~~	~~X~~	~~X~~	~~X~~	~~X~~	~~X~~	~~X~~	~~X~~	~~X~~	~~X~~	X		
6	~~MW-3D~~	~~WT~~							~~11~~	~~3~~	~~3~~	~~4~~		~~1~~					~~X~~	~~X~~	~~X~~	~~X~~	~~X~~	~~X~~	~~X~~	~~X~~	~~X~~	~~X~~	~~X~~		
7	MW-4S	WT	G			5-4-22	1142		11	3	3	4		1					X	X	X	X	X	X	X	X	X	X	X		001
8	MW-5S	WT	G			↓	1336		11	3	3	4		1					X	X	X	X	X	X	X	X	X	X	X		002
9	MW-6S	WT	G			↓	1511		11	3	3	4		1					X	X	X	X	X	X	X	X	X	X	X		003
10	~~MW-7S~~	~~WT~~							~~11~~	~~3~~	~~3~~	~~4~~		~~1~~					~~X~~	~~X~~	~~X~~	~~X~~	~~X~~	~~X~~	~~X~~	~~X~~	~~X~~	~~X~~	~~X~~		
11	~~MW-7D~~	~~WT~~							~~11~~	~~3~~	~~3~~	~~4~~		~~1~~					~~X~~	~~X~~	~~X~~	~~X~~	~~X~~	~~X~~	~~X~~	~~X~~	~~X~~	~~X~~	~~X~~		
12	~~MW-8S~~	~~WT~~							~~11~~	~~3~~	~~3~~	~~4~~		~~1~~					~~X~~	~~X~~	~~X~~	~~X~~	~~X~~	~~X~~	~~X~~	~~X~~	~~X~~	~~X~~	~~X~~		

ADDITIONAL COMMENTS	RELINQUISHED BY / AFFILIATION	DATE	TIME	ACCEPTED BY / AFFILIATION	DATE	TIME	SAMPLE CONDITIONS			
* Metals: 6010 (Al, Ba, B, Cd, Cr, Fe, Pb, Mn, Mo, Ca, Mg, Na, K, Li, SiO2)	Colton Palmer	5-4-22		[signature] Pace	5/5/22	1345				
6020 (Be, Co, As, Se, Sb, Tl) 7470 Hg	[signature] Pace	5/5/22	1510	Hayden Putt	5/5/22	1510	see scur	Y	N	Y
** Dissolved FF 6010 (Mo, Mn)										
Alkalinity = (Total , Bicarb & Carb)							TEMP in C	Received on Ice (Y/N)	Custody Sealed Cooler (Y/N)	Samples Intact (Y/N)

SAMPLER NAME AND SIGNATURE

PRINT Name of SAMPLER: Colton Palmer

SIGNATURE of SAMPLER: [signature] DATE Signed: 5-4-22

Pace Analytical
WWW.PACELABS.COM

CHAIN-OF-CUSTODY / Analytical Request Document

The Chain-of-Custody is a LEGAL DOCUMENT. All relevant fields must be completed accurately.

Section A Required Client Information:		Section B Required Project Information:		Section C Invoice Information:	
Company:	Atlas Indianapolis	Report To:	Mark Breting	Attention:	Accounts Payable - Paula Sedam
Address:	7988 Centerpoint Drive Suite 100	Copy To:		Company Name:	Atlas Indianapolis
	Indianapolis, IN 46256			Address:	
Email:	mark.breting@oneatlas.com	Purchase Order #:		Pace Quote:	
Phone:	(317)579-4082 Fax:	Project Name:	Harding St Profile 1 Report 1	Pace Project Manager:	Hayden Putt
Requested Due Date:		Project #:		Pace Profile #:	10498/15

Regulatory Agency	
State / Location	
	IN

SAMPLE ID
One Character per box.
(A-Z, 0-9 / , -)
Sample Ids must be unique

MATRIX	CODE
Drinking Water	DW
Water	WT
Waste Water	WW
Product	P
Soil/Solid	SL
Oil	OL
Wipe	WP
Air	AR
Other	OT
Tissue	TS

ITEM #	SAMPLE ID	MATRIX CODE (see valid codes to left)	SAMPLE TYPE (G=GRAB C=COMP)	COLLECTED START DATE	COLLECTED START TIME	COLLECTED END DATE	COLLECTED END TIME	SAMPLE TEMP AT COLLECTION	# OF CONTAINERS	Preservatives: Unpreserved	H2SO4	HNO3	HCl	NaOH + ZnAcetate	Na2S2O3	Methanol	Other	Analyses Test Y/N	TDS/ NO3,NO2-Wet	(Cl, F, SO4) by IC	Metals, Total*	Metals Diss. Field Filtered**	Rad-228	Rad-226	Alkalinity, Ferrous Iron, pH	TOC by 5310C	DOC by 5310C	Sulfide	Phosphate		Residual Chlorine (Y/N)	
										Requested Analysis Filtered (Y/N)												Y					Y					
1	~~MW-1S~~ MW-7D	WT		5/4	14:20				11	3	3	4		1					X	X	X	X	X	X	X	X	X	X			004
2	~~MW-1D~~ MW-2S	WT		5/4	1040				11	3	3	4		1					X	X	X	X	X	X	X	X	X	X			005
3	~~MW-2S~~ MS (MW-2S)	WT		5/4	1040				11	3	3	4		1					X	X	X	X	X	X	X	X	X	X			
4	~~MW-2D~~ MSD (MW-2S)	WT		5/5	1040				11	3	3	4		1					X	X	X	X	X	X	X	X	X	X			↓
5	~~MW-9S~~ MW-7S (MW-2S)	WT		5/4	1310				11	3	3	4		1					X	X	X	X	X	X	X	X	X	X			006
6	~~MW-9D~~ MW-2D	WT		5/4	1047				11	3	3	4		1					X	X	X	X	X	X	X	X	X	X			007
7	~~MW-4S~~ MW-13S	WT		5/4	1302				11	3	3	4		1					X	X	X	X	X	X	X	X	X	X			008
8	~~MW-5S~~ MW-13D	WT		5/4	1431				11	3	3	4		1					X	X	X	X	X	X	X	X	X	X			009
9	~~MW-6S~~	WT							11	3	3	4		1					X	X	X	X	X	X	X	X	X	X			
10	~~MW-7S~~	WT							11	3	3	4		1					X	X	X	X	X	X	X	X	X	X			
11	~~MW-7D~~	WT							11	3	3	4		1					X	X	X	X	X	X	X	X	X	X			
12	~~MW-8S~~	WT							11	3	3	4		1					X	X	X	X	X	X	X	X	X	X			

ADDITIONAL COMMENTS	RELINQUISHED BY / AFFILIATION	DATE	TIME	ACCEPTED BY / AFFILIATION	DATE	TIME
* Metals: 6010 (Al, Ba, B, Cd, Cr, Fe, Pb, Mn, Mo, Ca, Mg, Na, K, Li, SiO2)	P. Greg Hopper	5/5	0600	[illegible] Pace	5/5/22	1345
6020 (Be, Co, As, Se, Sb, Tl) 7470 Hg	[illegible] Pace	5/5/22	1510	Hayden Putt	5/5/22	1510
** Dissolved FF 6010 (Mo, Mn)						
Alkalinity = (Total , Bicarb & Carb)						

SAMPLE CONDITIONS			
See SCUR	Y	N	Y

SAMPLER NAME AND SIGNATURE		
PRINT Name of SAMPLER:	P. Greg Hopper	TEMP in C
SIGNATURE of SAMPLER:		Received on Ice (Y/N)
DATE Signed:	5/5/22	Custody Sealed Cooler (Y/N)
		Samples Intact (Y/N)

F-IN-Q-290-rev.22, 22Apr2022

SAMPLE CONDITION UPON RECEIPT FORM

Date/Time and Initials of person examining contents: HRP 5/5/22 1720

1. **Courier:** ☐ FED EX ☐ UPS ☐ CLIENT ☑ PACE ☐ USPS ☐ OTHER _____

2. **Custody Seal on Cooler/Box Present:** ☐ Yes ☐ No

(If yes)Seals Intact: ☐ Yes ☐ No **(leave blank if no seals were present)**

3. **Thermometer:** 1 2 3 4 5 6 A B C D E F

4. **Cooler Temperature(s):** see Sum comments
(Initial/Corrected) RECORD TEMPS OF ALL COOLERS RECEIVED (use Comments below to add more)

5. **Packing Material:** ☐ Bubble Wrap ☑ Bubble Bags ☐ None ☐ Other _____

6. **Ice Type:** ☑ Wet ☐ Blue ☐ None

7. **If temp. is over 6°C or under 0°C, was the PM notified?:** ☐ Yes ☐ No
Cooler temp should be above freezing to 6°C

All discrepancies will be written out in the comments section below.

	Yes	No
USDA Regulated Soils? (HI, ID, NY, WA, OR,CA, NM, TX, OK, AR, LA, TN, AL, MS, NC, SC, GA, FL, or Puerto Rico)		—
Short Hold Time Analysis (48 hours or less)? **Analysis:** NO_3 NO_2	—	
Time 5035A TC placed in Freezer or Short Holds To Lab	Time: walkin	
Rush TAT Requested (4 days or less):		—
Custody Signatures Present?	—	
Containers Intact?:	—	
Sample Label (IDs/Dates/Times) Match COC?: Except TCs, which only require sample ID	—	
Extra labels on Terracore Vials? (soils only)	NA	

	Yes	No	N/A
All containers needing acid/base preservation have been pH CHECKED?: **Exceptions: VOA, coliform, LLHg, O&G, RAD CHEM, and any container with a septum cap or preserved with HCl.** **Circle:** HNO3 (<2) H2SO4 (<2) NaOH (>10) NaOH/ZnAc (>9) ~~Any non-conformance to pH recommendations will be noted on the container count form~~	—		
	Present	Absent	N/A
Residual Chlorine Check (SVOC 625 Pest/PCB 608)			—
Residual Chlorine Check (Total/Amenable/Free Cyanide)			—
Headspace Wisconsin Sulfide?			—
	Present	Absent	No VOA Vials Sent
Headspace in VOA Vials (>6mm): See Containter Count form for details			—
~~Trip Blank Present?~~		—	
Trip Blank Custody Seals?:		—	

COMMENTS:

Temps: cooler 1. 1.4 / 1.2 7. 0.6 / 0.4
2. 1.2 / 1.0 8. 0.5 / 0.3
3. 1.2 / 1.0 9. 0.7 / 0.5
4. 1.3 / 1.1 10. 0.8 / 0.6
5. 0.8 / 0.6 11. 0.9 / 0.7
6. 0.6 / 0.4

COC PAGE 1 **of** 2

Sample Container Count

SBS
DI
MeOH (only)
BK
Kit

** Place a RED dot on containers that are out of conformance **

COC Line Item	WGFU	R	DG9H VG9H	VOA VIAL HS (>6mm)	VG9U	DG9U	VG9T	AG0U	AG1H	AG1U	AG2U	AG3S	AG3SF	AG3C	BP1U	BP1N	BP2U	BP3U	BP3N	BP3F	BP3S	BP3B	BP3Z	CG3H	Syringe Kit			Matrix	HNO3/ H2SO4 pH <2	NaOH/ ZNAc pH >9	NaOH pH>10
1																															
2																															
3																															
4																															
5																															
6																															
7												1	1	X HP		2	1	2	1	1	1		1					WT	✓	✓	
8												↓	↓			↓	↓	↓	↓	↓	↓		↓					↓	↓	↓	
9												↓	↓			↓	↓	↓	↓	↓	↓		↓					↓	↓	↓	
10																															
11																															
12																															

Container Codes

Glass

DG9H	40mL HCl amber voa vial	BG1T	1L Na Thiosulfate clear glass	BP1B	1L NaOH plastic
DG9P	40mL TSP amber vial	BG1U	1L unpreserved glass	BP1N	1L HNO3 plastic
DG9S	40mL H2SO4 amber vial	BG3H	250mL HCl Clear Glass	BP1S	1L H2SO4 plastic
DG9T	40mL Na Thio amber vial	BG3U	250mL Unpres Clear Glass	BP1U	1L unpreserved plastic
DG9U	40mL unpreserved amber vial	AG0U	100mL unpres amber glass	BP1Z	1L NaOH, Zn, Ac
~~VG9H~~	~~40mL HCl clear vial~~	~~AG1H~~	~~1L HCl amber glass~~	~~BP2N~~	~~500mL HNO3 plastic~~
VG9T	40mL Na Thio. clear vial	AG1S	1L H2SO4 amber glass	BP2C	500mL NaOH plastic
VG9U	40mL unpreserved clear vial	AG1T	1L Na Thiosulfate amber glass	BP2S	500mL H2SO4 plastic
I	40mL w/hexane wipe vial	AG1U	1liter unpres amber glass	BP2U	500mL unpreserved plastic
WGKU	8oz unpreserved clear jar	AG2N	500mL HNO3 amber glass	BP2Z	500mL NaOH, Zn Ac
WGFU	4oz clear soil jar	AG2S	500mL H2SO4 amber glass	BP3B	250mL NaOH plastic
JGFU	4oz unpreserved amber wide	AG2U	500mL unpres amber glass	BP3N	250mL HNO3 plastic
CG3H	250mL clear glass HCl	AG3S	250mL H2SO4 amber glass	BP3F	250mL HNO3 plastic-field filtered
BG1H	1L HCl clear glass	AG3SF	250mL H2SO4 amb glass -field filtered	BP3U	250mL unpreserved plastic
BG1S	1L H2SO4 clear glass	AG3U	250mL unpres amber glass	BP3S	250mL H2SO4 plastic
GN	General	AG3C	250mL NaOH amber glass	BP3Z	250mL NaOH, ZnAc plastic

Plastic / Misc.

BP4U	125mL unpreserved plastic
BP4N	125mL HNO3 plastic
BP4S	125mL H2SO4 plastic

Syringe Kit	LL Cr+6 sampling kit

AF	Air Filter
C	Air Cassettes
R	Terracore kit
SP5T	120mL Coliform Na Thiosulfate
U	Summa Can
ZPLC	Ziploc Bag

WT		Water	
SL		Solid	
NAL	OL	Non-aqueous liquid	Oil
WP		Wipe	

COC PAGE 2 of 2

Sample Container Count

SBS
DI
MeOH (only)
BK
Kit

** Place a RED dot on containers that are out of conformance **

COC Line Item	WGFU	R	DG9H VG9H	VOA VIAL HS (>6mm)	VG9U	DG9U	VG9T	AG0U	AG1H	AG1U	AG2U	AG3S	AG3SF	AG3C	BP1U	BP1N	BP2U	BP3U	BP3N	BP3F	BP3S	BP3B	BP3Z	CG3H	Syringe Kit			Matrix	HNO3/ H2SO4 pH <2	NaOH/ ZNAc pH >9	NaOH pH>10
1												1	1	~~1~~ HP		2	1	2	1	1	1		1					WT	✓	✓	
2												3	3	~~3~~ HP		6	3	6	3	3	3		3					WT	✓	✓	
3																															
4																															
5												1	1			2	1	2	1	1	1		1					WT	✓	✓	
6												↓	↓			↓	↓	↓	↓	↓	↓		↓					↓	↓	↓	
7																															
8												↓	↓			↓	↓	↓	↓	↓	↓		↓					↓	↓	↓	
9																															
10																															
11																															
12																															

Container Codes

Glass

DG9H	40mL HCl amber voa vial	BG1T	1L Na Thiosulfate clear glass	BP1B	1L NaOH plastic
DG9P	40mL TSP amber vial	BG1U	1L unpreserved glass	BP1N	1L HNO3 plastic
DG9S	40mL H2SO4 amber vial	BG3H	250mL HCl Clear Glass	BP1S	1L H2SO4 plastic
DG9T	40mL Na Thio amber vial	BG3U	250mL Unpres Clear Glass	BP1U	1L unpreserved plastic
DG9U	40mL unpreserved amber vial	AG0U	100mL unpres amber glass	BP1Z	1L NaOH, Zn, Ac
~~VG9H~~	~~40mL HCl clear vial~~	~~AG1H~~	~~1L HCl amber glass~~	~~BP2N~~	~~500mL HNO3 plastic~~
VG9T	40mL Na Thio. clear vial	AG1S	1L H2SO4 amber glass	BP2C	500mL NaOH plastic
VG9U	40mL unpreserved clear vial	AG1T	1L Na Thiosulfate amber glass	BP2S	500mL H2SO4 plastic
I	40mL w/hexane wipe vial	AG1U	1liter unpres amber glass	BP2U	500mL unpreserved plastic
WGKU	8oz unpreserved clear jar	AG2N	500mL HNO3 amber glass	BP2Z	500mL NaOH, Zn Ac
WGFU	4oz clear soil jar	AG2S	500mL H2SO4 amber glass	BP3B	250mL NaOH plastic
JGFU	4oz unpreserved amber wide	AG2U	500mL unpres amber glass	BP3N	250mL HNO3 plastic
CG3H	250mL clear glass HCl	AG3S	250mL H2SO4 amber glass	BP3F	250mL HNO3 plastic-field filtered
BG1H	1L HCl clear glass	AG3SF	250mL H2SO4 amb glass -field filtered	BP3U	250mL unpreserved plastic
BG1S	1L H2SO4 clear glass	AG3U	250mL unpres amber glass	BP3S	250mL H2SO4 plastic
GN	General	AG3C	250mL NaOH amber glass	BP3Z	250mL NaOH, ZnAc plastic

Plastic / Misc.

BP4U	125mL unpreserved plastic
BP4N	125mL HNO3 plastic
BP4S	125mL H2SO4 plastic

Syringe Kit	LL Cr+6 sampling kit

AF	Air Filter
C	Air Cassettes
R	Terracore kit
SP5T	120mL Coliform Na Thiosulfate
U	Summa Can
ZPLC	Ziploc Bag

WT		Water	
SL		Solid	
NAL	OL	Non-aqueous liquid	Oil
WP		Wipe	

Pace Analytical Services, LLC
7726 Moller Road
Indianapolis, IN 46268
(317)228-3100

August 01, 2022

Mr. Mark Breting
ATC Group Services
7988 Centerpoint Drive
Suite 100
Indianapolis, IN 46256

RE: Project: Harding St Profile 1 Report 2
Pace Project No.: 50315733

Dear Mr. Breting:

Enclosed are the analytical results for sample(s) received by the laboratory on May 05, 2022. The results relate only to the samples included in this report. Results reported herein conform to the applicable TNI/NELAC Standards and the laboratory's Quality Manual, where applicable, unless otherwise noted in the body of the report.

The test results provided in this final report were generated by each of the following laboratories within the Pace Network:

- Pace Analytical Services - Indianapolis
- Pace Analytical Services - Greensburg

If you have any questions concerning this report, please feel free to contact me.

Sincerely,

Hayden Putt
hayden.putt@pacelabs.com
(317)228-3145
Project Manager

Enclosures

cc: Mr. Robert Miller, Haley & Aldrich

This report shall not be reproduced, except in full,
without the written consent of Pace Analytical Services, LLC.

Pace Analytical Services, LLC
7726 Moller Road
Indianapolis, IN 46268
(317)228-3100

CERTIFICATIONS

Project: Harding St Profile 1 Report 2
Pace Project No.: 50315733

Pace Analytical Services Pennsylvania

1638 Roseytown Rd Suites 2,3&4, Greensburg, PA 15601
ANAB DOD-ELAP Rad Accreditation #: L2417
Alabama Certification #: 41590
Arizona Certification #: AZ0734
Arkansas Certification
California Certification #: 04222CA
Colorado Certification #: PA01547
Connecticut Certification #: PH-0694
Delaware Certification
EPA Region 4 DW Rad
Florida/TNI Certification #: E87683
Georgia Certification #: C040
Florida: Cert E871149 SEKS WET
Guam Certification
Hawaii Certification
Idaho Certification
Illinois Certification
Indiana Certification
Iowa Certification #: 391
Kansas/TNI Certification #: E-10358
Kentucky Certification #: KY90133
KY WW Permit #: KY0098221
KY WW Permit #: KY0000221
Louisiana DHH/TNI Certification #: LA180012
Louisiana DEQ/TNI Certification #: 4086
Maine Certification #: 2017020
Maryland Certification #: 308
Massachusetts Certification #: M-PA1457
Michigan/PADEP Certification #: 9991
Missouri Certification #: 235
Montana Certification #: Cert0082
Nebraska Certification #: NE-OS-29-14
Nevada Certification #: PA014572018-1
New Hampshire/TNI Certification #: 297617
New Jersey/TNI Certification #: PA051
New Mexico Certification #: PA01457
New York/TNI Certification #: 10888
North Carolina Certification #: 42706
North Dakota Certification #: R-190
Ohio EPA Rad Approval: #41249
Oregon/TNI Certification #: PA200002-010
Pennsylvania/TNI Certification #: 65-00282
Puerto Rico Certification #: PA01457
Rhode Island Certification #: 65-00282
South Dakota Certification
Tennessee Certification #: 02867
Texas/TNI Certification #: T104704188-17-3
Utah/TNI Certification #: PA014572017-9
USDA Soil Permit #: P330-17-00091
Vermont Dept. of Health: ID# VT-0282
Virgin Island/PADEP Certification
Virginia/VELAP Certification #: 460198
Washington Certification #: C868
West Virginia DEP Certification #: 143
West Virginia DHHR Certification #: 9964C
Wisconsin Approve List for Rad
Wyoming Certification #: 8TMS-L

Pace Analytical Services Indianapolis

7726 Moller Road, Indianapolis, IN 46268
Illinois Accreditation #: 200074
Indiana Drinking Water Laboratory #: C-49-06
Kansas/TNI Certification #: E-10177
Kentucky UST Agency Interest #: 80226
Kentucky WW Laboratory ID #: 98019
Michigan Drinking Water Laboratory #9050
Ohio VAP Certified Laboratory #: CL0065
Oklahoma Laboratory #: 9204
Texas Certification #: T104704355
Wisconsin Laboratory #: 999788130
USDA Soil Permit #: P330-19-00257

REPORT OF LABORATORY ANALYSIS

This report shall not be reproduced, except in full,
without the written consent of Pace Analytical Services, LLC.

Pace Analytical Services, LLC
7726 Moller Road
Indianapolis, IN 46268
(317)228-3100

SAMPLE SUMMARY

Project: Harding St Profile 1 Report 2
Pace Project No.: 50315733

Lab ID	Sample ID	Matrix	Date Collected	Date Received
50315733001	**MW-103S**	Water	05/04/22 13:50	05/05/22 15:10
50315733002	**MW-103I**	Water	05/04/22 11:15	05/05/22 15:10
50315733003	**MW-103D**	Water	05/04/22 12:50	05/05/22 15:10
50315733004	**PZ-101S**	Water	05/04/22 15:10	05/05/22 15:10
50315733005	**FB**	Water	05/04/22 13:50	05/05/22 15:10
50315733007	**PZ-101D**	Water	05/04/22 15:18	05/05/22 15:10
50315733008	**MW-103I RAD MS**	Water	05/04/22 11:15	05/05/22 15:10
50315733009	**MW-103I RAD MSD**	Water	05/04/22 11:15	05/05/22 15:10

REPORT OF LABORATORY ANALYSIS

This report shall not be reproduced, except in full,
without the written consent of Pace Analytical Services, LLC.

Pace Analytical Services, LLC
7726 Moller Road
Indianapolis, IN 46268
(317)228-3100

SAMPLE ANALYTE COUNT

Project: Harding St Profile 1 Report 2
Pace Project No.: 50315733

Lab ID	Sample ID	Method	Analysts	Analytes Reported	Laboratory
50315733001	**MW-103S**	EPA 9056	BK1	3	PASI-I
		EPA 6010	JPK	15	PASI-I
		EPA 6010	DJS	2	PASI-I
		EPA 6020	CAW	4	PASI-I
		EPA 903.1	RPS	1	PASI-PA
		EPA 904.0	JSM	1	PASI-PA
		Total Radium Calculation	JAL	1	PASI-PA
		SM 2320B	SLB	3	PASI-I
		SM 2540C	BSW	1	PASI-I
		SM 4500-H+B	TKG	1	PASI-I
		SM 4500-S2-D	SWJ	1	PASI-I
		HACH 8146	SWJ	1	PASI-I
		EPA 353.2	OAS	2	PASI-I
		EPA 365.1	ZM	1	PASI-I
		SM 5310C	ZM	1	PASI-I
		SM 5310C	ZM	1	PASI-I
50315733002	**MW-103I**	EPA 9056	BK1	3	PASI-I
		EPA 6010	JPK	15	PASI-I
		EPA 6010	DJS	2	PASI-I
		EPA 6020	CAW	4	PASI-I
		EPA 903.1	RPS	1	PASI-PA
		EPA 904.0	JSM	1	PASI-PA
		Total Radium Calculation	JAL	1	PASI-PA
		SM 2320B	SLB	3	PASI-I
		SM 2540C	BSW	1	PASI-I
		SM 4500-H+B	TKG	1	PASI-I
		SM 4500-S2-D	SWJ	1	PASI-I
		HACH 8146	SWJ	1	PASI-I
		EPA 353.2	OAS	2	PASI-I
		EPA 365.1	ZM	1	PASI-I
		SM 5310C	ZM	1	PASI-I
		SM 5310C	ZM	1	PASI-I
50315733003	**MW-103D**	EPA 9056	BK1	3	PASI-I
		EPA 6010	JPK	15	PASI-I
		EPA 6010	DJS	2	PASI-I
		EPA 6020	CAW	4	PASI-I
		EPA 903.1	RPS	1	PASI-PA

This report shall not be reproduced, except in full,
without the written consent of Pace Analytical Services, LLC.

Pace Analytical Services, LLC
7726 Moller Road
Indianapolis, IN 46268
(317)228-3100

SAMPLE ANALYTE COUNT

Project: Harding St Profile 1 Report 2
Pace Project No.: 50315733

Lab ID	Sample ID	Method	Analysts	Analytes Reported	Laboratory
		EPA 904.0	JSM	1	PASI-PA
		Total Radium Calculation	JAL	1	PASI-PA
		SM 2320B	SLB	3	PASI-I
		SM 2540C	BSW	1	PASI-I
		SM 4500-H+B	TKG	1	PASI-I
		SM 4500-S2-D	SWJ	1	PASI-I
		HACH 8146	SWJ	1	PASI-I
		EPA 353.2	OAS	2	PASI-I
		EPA 365.1	ZM	1	PASI-I
		SM 5310C	ZM	1	PASI-I
		SM 5310C	ZM	1	PASI-I
50315733004	**PZ-101S**	EPA 9056	BK1	3	PASI-I
		EPA 6010	JPK	15	PASI-I
		EPA 6010	DJS	2	PASI-I
		EPA 6020	CAW	4	PASI-I
		EPA 903.1	RPS	1	PASI-PA
		EPA 904.0	JSM	1	PASI-PA
		Total Radium Calculation	JAL	1	PASI-PA
		SM 2320B	SLB	3	PASI-I
		SM 2540C	BSW	1	PASI-I
		SM 4500-H+B	TKG	1	PASI-I
		SM 4500-S2-D	SWJ	1	PASI-I
		HACH 8146	SWJ	1	PASI-I
		EPA 353.2	OAS	2	PASI-I
		EPA 365.1	ZM	1	PASI-I
		SM 5310C	ZM	1	PASI-I
		SM 5310C	ZM	1	PASI-I
50315733005	**FB**	EPA 9056	BK1	3	PASI-I
		EPA 6010	JPK	15	PASI-I
		EPA 6020	CAW	4	PASI-I
		EPA 903.1	RPS	1	PASI-PA
		EPA 904.0	JSM	1	PASI-PA
		Total Radium Calculation	JAL	1	PASI-PA
		SM 2320B	SLB	3	PASI-I
		SM 2540C	BSW	1	PASI-I
		SM 4500-H+B	TKG	1	PASI-I
		SM 4500-S2-D	SWJ	1	PASI-I

This report shall not be reproduced, except in full,
without the written consent of Pace Analytical Services, LLC.

Pace Analytical Services, LLC
7726 Moller Road
Indianapolis, IN 46268
(317)228-3100

SAMPLE ANALYTE COUNT

Project: Harding St Profile 1 Report 2
Pace Project No.: 50315733

Lab ID	Sample ID	Method	Analysts	Analytes Reported	Laboratory
		HACH 8146	SWJ	1	PASI-I
		EPA 353.2	OAS	2	PASI-I
		EPA 365.1	ZM	1	PASI-I
		SM 5310C	ZM	1	PASI-I
50315733007	**PZ-101D**	EPA 9056	BK1	3	PASI-I
		EPA 6010	JPK	15	PASI-I
		EPA 6010	DJS	2	PASI-I
		EPA 6020	CAW	4	PASI-I
		EPA 903.1	RPS	1	PASI-PA
		EPA 904.0	JSM	1	PASI-PA
		Total Radium Calculation	JAL	1	PASI-PA
		SM 2320B	SLB	3	PASI-I
		SM 2540C	BSW	1	PASI-I
		SM 4500-H+B	TKG	1	PASI-I
		SM 4500-S2-D	SWJ	1	PASI-I
		HACH 8146	SWJ	1	PASI-I
		EPA 353.2	OAS	2	PASI-I
		EPA 365.1	ZM	1	PASI-I
		SM 5310C	ZM	1	PASI-I
		SM 5310C	ZM	1	PASI-I
50315733008	**MW-103I RAD MS**	EPA 903.1	RPS	1	PASI-PA
		EPA 904.0	JSM	1	PASI-PA
50315733009	**MW-103I RAD MSD**	EPA 903.1	RPS	1	PASI-PA
		EPA 904.0	JSM	1	PASI-PA

PASI-I = Pace Analytical Services - Indianapolis
PASI-PA = Pace Analytical Services - Greensburg

This report shall not be reproduced, except in full,
without the written consent of Pace Analytical Services, LLC.

Pace Analytical Services, LLC
7726 Moller Road
Indianapolis, IN 46268
(317)228-3100

SUMMARY OF DETECTION

Project: Harding St Profile 1 Report 2
Pace Project No.: 50315733

Lab Sample ID / Method	Client Sample ID / Parameters	Result	Units	Report Limit	Analyzed	Qualifiers
50315733001	**MW-103S**					
EPA 9056	Chloride	68.4	mg/L	2.5	05/17/22 22:33	
EPA 9056	Fluoride	0.27	mg/L	0.10	05/17/22 22:15	
EPA 9056	Sulfate	435	mg/L	25.0	05/17/22 22:52	
EPA 6010	Barium	65.2	ug/L	10.0	05/17/22 02:19	
EPA 6010	Boron	887	ug/L	100	05/17/22 02:19	
EPA 6010	Calcium	291000	ug/L	2000	05/17/22 02:52	
EPA 6010	Iron	16300	ug/L	100	05/17/22 02:19	
EPA 6010	Magnesium	80200	ug/L	1000	05/17/22 02:19	
EPA 6010	Manganese	289	ug/L	10.0	05/17/22 02:19	
EPA 6010	Molybdenum	22.4	ug/L	10.0	05/17/22 02:19	
EPA 6010	Potassium	2140	ug/L	1000	05/17/22 02:19	
EPA 6010	Silica	25100	ug/L	450	05/17/22 02:19	N2
EPA 6010	Sodium	47000	ug/L	1000	05/17/22 02:19	
EPA 6010	Manganese, Dissolved	292	ug/L	10.0	05/16/22 11:21	
EPA 6010	Molybdenum, Dissolved	23.0	ug/L	10.0	05/16/22 11:21	
EPA 6020	Arsenic	21.2	ug/L	1.0	05/13/22 02:45	
EPA 6020	Cobalt	2.1	ug/L	1.0	05/13/22 02:45	
EPA 903.1	Radium-226	-0.304 ± 0.422 (1.07) C:NA T:90%	pCi/L		06/10/22 12:05	
EPA 904.0	Radium-228	0.832 ± 0.453 (0.828) C:76% T:87%	pCi/L		06/04/22 15:03	
Total Radium Calculation	Total Radium	0.832 ± 0.875 (1.90)	pCi/L		06/13/22 15:00	
SM 2320B	Alkalinity, Total as CaCO3	626	mg/L	2.0	05/13/22 14:51	
SM 2320B	Alkalinity,Bicarbonate (CaCO3)	626	mg/L	2.0	05/13/22 14:51	
SM 2540C	Total Dissolved Solids	1370	mg/L	20.0	05/11/22 13:38	
SM 4500-H+B	pH at 25 Degrees C	7.9	Std. Units	0.10	05/13/22 15:18	H3
HACH 8146	Iron, Ferrous	1.1	mg/L	0.50	05/10/22 15:13	H3,N2
SM 5310C	Total Organic Carbon	5.6	mg/L	1.0	05/13/22 05:37	
SM 5310C	Dissolved Organic Carbon	5.2	mg/L	1.0	05/17/22 12:18	
50315733002	**MW-103I**					
EPA 9056	Chloride	135	mg/L	25.0	05/18/22 00:24	
EPA 9056	Fluoride	0.22	mg/L	0.10	05/17/22 23:47	
EPA 9056	Sulfate	40.2	mg/L	2.5	05/18/22 00:05	
EPA 6010	Barium	202	ug/L	10.0	05/17/22 02:21	
EPA 6010	Boron	280	ug/L	100	05/17/22 02:21	
EPA 6010	Calcium	91800	ug/L	1000	05/17/22 02:21	
EPA 6010	Iron	1500	ug/L	100	05/17/22 02:21	
EPA 6010	Magnesium	26100	ug/L	1000	05/17/22 02:21	
EPA 6010	Manganese	309	ug/L	10.0	05/17/22 02:21	
EPA 6010	Potassium	7500	ug/L	1000	05/17/22 02:21	
EPA 6010	Silica	10700	ug/L	450	05/17/22 02:21	N2
EPA 6010	Sodium	62700	ug/L	1000	05/17/22 02:21	

REPORT OF LABORATORY ANALYSIS

This report shall not be reproduced, except in full,
without the written consent of Pace Analytical Services, LLC.

Pace Analytical Services, LLC
7726 Moller Road
Indianapolis, IN 46268
(317)228-3100

SUMMARY OF DETECTION

Project: Harding St Profile 1 Report 2
Pace Project No.: 50315733

Lab Sample ID / Method	Client Sample ID / Parameters	Result	Units	Report Limit	Analyzed	Qualifiers
50315733002	**MW-103I**					
EPA 6010	Manganese, Dissolved	300	ug/L	10.0	05/16/22 11:24	
EPA 903.1	Radium-226	0.956 ± 0.517 (0.522) C:NA T:91%	pCi/L		06/10/22 12:05	
EPA 904.0	Radium-228	1.66 ± 0.518 (0.655) C:83% T:87%	pCi/L		06/04/22 15:03	
Total Radium Calculation	Total Radium	2.62 ± 1.04 (1.18)	pCi/L		06/13/22 15:00	
SM 2320B	Alkalinity, Total as CaCO3	252	mg/L	2.0	05/13/22 14:51	
SM 2320B	Alkalinity,Bicarbonate (CaCO3)	252	mg/L	2.0	05/13/22 14:51	
SM 2540C	Total Dissolved Solids	535	mg/L	10.0	05/11/22 14:58	
SM 4500-H+B	pH at 25 Degrees C	7.5	Std. Units	0.10	05/13/22 15:19	H3
SM 5310C	Total Organic Carbon	2.7	mg/L	1.0	05/13/22 18:28	
SM 5310C	Dissolved Organic Carbon	2.7	mg/L	1.0	05/17/22 12:29	
50315733003	**MW-103D**					
EPA 9056	Chloride	209	mg/L	25.0	05/18/22 03:46	
EPA 9056	Fluoride	0.19	mg/L	0.10	05/18/22 03:09	
EPA 9056	Sulfate	53.6	mg/L	2.5	05/18/22 03:28	
EPA 6010	Barium	370	ug/L	10.0	05/17/22 02:37	
EPA 6010	Boron	359	ug/L	100	05/17/22 02:37	
EPA 6010	Calcium	92700	ug/L	1000	05/17/22 02:37	
EPA 6010	Iron	2350	ug/L	100	05/17/22 02:37	
EPA 6010	Magnesium	30600	ug/L	1000	05/17/22 02:37	
EPA 6010	Manganese	130	ug/L	10.0	05/17/22 02:37	
EPA 6010	Potassium	6080	ug/L	1000	05/17/22 02:37	
EPA 6010	Silica	13200	ug/L	450	05/17/22 02:37	N2
EPA 6010	Sodium	81800	ug/L	1000	05/17/22 02:37	
EPA 6010	Manganese, Dissolved	126	ug/L	10.0	05/16/22 11:39	
EPA 903.1	Radium-226	0.728 ± 0.732 (1.15) C:NA T:87%	pCi/L		06/10/22 12:05	
EPA 904.0	Radium-228	1.17 ± 0.469 (0.748) C:80% T:89%	pCi/L		06/04/22 15:03	
Total Radium Calculation	Total Radium	1.90 ± 1.20 (1.90)	pCi/L		06/13/22 15:00	
SM 2320B	Alkalinity, Total as CaCO3	259	mg/L	2.0	05/13/22 14:51	
SM 2320B	Alkalinity,Bicarbonate (CaCO3)	257	mg/L	2.0	05/13/22 14:51	
SM 2540C	Total Dissolved Solids	588	mg/L	10.0	05/11/22 14:59	
SM 4500-H+B	pH at 25 Degrees C	7.6	Std. Units	0.10	05/13/22 15:22	H3
SM 5310C	Total Organic Carbon	2.2	mg/L	1.0	05/13/22 19:03	
SM 5310C	Dissolved Organic Carbon	3.7	mg/L	1.0	05/17/22 13:33	

REPORT OF LABORATORY ANALYSIS

This report shall not be reproduced, except in full,
without the written consent of Pace Analytical Services, LLC.

Pace Analytical Services, LLC
7726 Moller Road
Indianapolis, IN 46268
(317)228-3100

SUMMARY OF DETECTION

Project: Harding St Profile 1 Report 2
Pace Project No.: 50315733

Lab Sample ID / Method	Client Sample ID / Parameters	Result	Units	Report Limit	Analyzed	Qualifiers
50315733004	**PZ-101S**					
EPA 9056	Chloride	112	mg/L	2.5	05/18/22 04:23	
EPA 9056	Fluoride	0.22	mg/L	0.10	05/18/22 04:05	
EPA 9056	Sulfate	567	mg/L	25.0	05/18/22 04:41	
EPA 6010	Barium	168	ug/L	10.0	05/17/22 02:39	
EPA 6010	Boron	7690	ug/L	100	05/17/22 02:39	
EPA 6010	Calcium	233000	ug/L	2000	05/17/22 02:54	
EPA 6010	Iron	5870	ug/L	100	05/17/22 02:39	
EPA 6010	Lithium	101	ug/L	20.0	05/17/22 02:39	
EPA 6010	Magnesium	50300	ug/L	1000	05/17/22 02:39	
EPA 6010	Manganese	783	ug/L	10.0	05/17/22 02:39	
EPA 6010	Molybdenum	117	ug/L	10.0	05/17/22 02:39	
EPA 6010	Potassium	10900	ug/L	1000	05/17/22 02:39	
EPA 6010	Silica	12700	ug/L	450	05/17/22 02:39	N2
EPA 6010	Sodium	105000	ug/L	1000	05/17/22 02:39	
EPA 6010	Manganese, Dissolved	770	ug/L	10.0	05/16/22 11:41	
EPA 6010	Molybdenum, Dissolved	120	ug/L	10.0	05/16/22 11:41	
EPA 6020	Arsenic	15.6	ug/L	1.0	05/13/22 02:55	
EPA 903.1	Radium-226	0.947 ± 0.758 (1.13) C:NA T:90%	pCi/L		06/10/22 12:05	
EPA 904.0	Radium-228	0.895 ± 0.479 (0.860) C:71% T:82%	pCi/L		06/04/22 15:03	
Total Radium Calculation	Total Radium	1.84 ± 1.24 (1.99)	pCi/L		06/13/22 15:00	
SM 2320B	Alkalinity, Total as CaCO3	290	mg/L	2.0	05/13/22 14:51	
SM 2320B	Alkalinity,Bicarbonate (CaCO3)	290	mg/L	2.0	05/13/22 14:51	
SM 2540C	Total Dissolved Solids	1260	mg/L	20.0	05/11/22 15:00	
SM 4500-H+B	pH at 25 Degrees C	7.3	Std. Units	0.10	05/13/22 15:23	H3
HACH 8146	Iron, Ferrous	0.71	mg/L	0.20	05/10/22 15:15	H3,N2
SM 5310C	Total Organic Carbon	1.5	mg/L	1.0	05/13/22 06:03	
SM 5310C	Dissolved Organic Carbon	1.3	mg/L	1.0	05/17/22 13:44	
50315733005	**FB**					
EPA 903.1	Radium-226	-0.346 ± 0.409 (1.04) C:NA T:95%	pCi/L		06/10/22 12:19	
EPA 904.0	Radium-228	0.139 ± 0.279 (0.616) C:79% T:83%	pCi/L		06/04/22 15:04	
Total Radium Calculation	Total Radium	0.139 ± 0.688 (1.66)	pCi/L		06/13/22 15:00	
SM 2320B	Alkalinity, Total as CaCO3	9.2	mg/L	2.0	05/13/22 14:51	
SM 2320B	Alkalinity,Bicarbonate (CaCO3)	9.2	mg/L	2.0	05/13/22 14:51	

REPORT OF LABORATORY ANALYSIS

This report shall not be reproduced, except in full,
without the written consent of Pace Analytical Services, LLC.

Pace Analytical Services, LLC
7726 Moller Road
Indianapolis, IN 46268
(317)228-3100

SUMMARY OF DETECTION

Project: Harding St Profile 1 Report 2
Pace Project No.: 50315733

Lab Sample ID / Method	Client Sample ID / Parameters	Result	Units	Report Limit	Analyzed	Qualifiers
50315733005	**FB**					
SM 4500-H+B	pH at 25 Degrees C	6.0	Std. Units	0.10	05/13/22 15:28	H3
50315733007	**PZ-101D**					
EPA 9056	Chloride	142	mg/L	25.0	05/18/22 07:27	
EPA 9056	Fluoride	0.24	mg/L	0.10	05/18/22 06:50	
EPA 9056	Sulfate	648	mg/L	25.0	05/18/22 07:27	
EPA 6010	Barium	84.1	ug/L	10.0	05/17/22 02:46	
EPA 6010	Boron	7380	ug/L	100	05/17/22 02:46	
EPA 6010	Calcium	223000	ug/L	2000	05/17/22 02:56	
EPA 6010	Iron	3590	ug/L	100	05/17/22 02:46	
EPA 6010	Lithium	112	ug/L	20.0	05/17/22 02:46	
EPA 6010	Magnesium	44400	ug/L	1000	05/17/22 02:46	
EPA 6010	Manganese	416	ug/L	10.0	05/17/22 02:46	
EPA 6010	Molybdenum	183	ug/L	10.0	05/17/22 02:46	
EPA 6010	Potassium	14100	ug/L	1000	05/17/22 02:46	
EPA 6010	Silica	12000	ug/L	450	05/17/22 02:46	N2
EPA 6010	Sodium	123000	ug/L	1000	05/17/22 02:46	
EPA 6010	Manganese, Dissolved	420	ug/L	10.0	05/16/22 11:45	
EPA 6010	Molybdenum, Dissolved	190	ug/L	10.0	05/16/22 11:45	
EPA 6020	Arsenic	4.7	ug/L	1.0	05/13/22 03:19	
EPA 903.1	Radium-226	0.0783 ± 0.406 (0.843) C:NA T:86%	pCi/L		06/10/22 12:19	
EPA 904.0	Radium-228	1.31 ± 0.443 (0.596) C:81% T:91%	pCi/L		06/04/22 15:04	
Total Radium Calculation	Total Radium	1.39 ± 0.849 (1.44)	pCi/L		06/13/22 15:00	
SM 2320B	Alkalinity, Total as CaCO3	266	mg/L	2.0	05/12/22 14:47	
SM 2320B	Alkalinity,Bicarbonate (CaCO3)	266	mg/L	2.0	05/12/22 14:47	
SM 2540C	Total Dissolved Solids	1270	mg/L	20.0	05/11/22 15:03	
SM 4500-H+B	pH at 25 Degrees C	7.4	Std. Units	0.10	05/13/22 15:31	H3
HACH 8146	Iron, Ferrous	0.25	mg/L	0.20	05/10/22 15:16	H3,N2
SM 5310C	Total Organic Carbon	1.1	mg/L	1.0	05/13/22 19:15	
SM 5310C	Dissolved Organic Carbon	1.5	mg/L	1.0	05/17/22 14:08	
50315733008	**MW-103I RAD MS**					
EPA 903.1	Radium-226	99.80 %REC ± NA (NA) C:NA T:9NA%	pCi/L		06/10/22 12:19	
EPA 904.0	Radium-228	91.22 %REC ± NA (NA) C:NA T:NA	pCi/L		06/04/22 15:05	

REPORT OF LABORATORY ANALYSIS

This report shall not be reproduced, except in full,
without the written consent of Pace Analytical Services, LLC.

Pace Analytical Services, LLC
7726 Moller Road
Indianapolis, IN 46268
(317)228-3100

SUMMARY OF DETECTION

Project: Harding St Profile 1 Report 2
Pace Project No.: 50315733

Lab Sample ID / Method	Client Sample ID / Parameters	Result	Units	Report Limit	Analyzed	Qualifiers
50315733009	**MW-103I RAD MSD**					
EPA 903.1	Radium-226	99.79 %REC 0.01 RPD ± NA (NA) C:NA T:9NA%	pCi/L		06/10/22 12:19	
EPA 904.0	Radium-228	117.41 %REC 25.11 RPD ± NA (NA) C:NA T:NA	pCi/L		06/04/22 15:05	

This report shall not be reproduced, except in full,
without the written consent of Pace Analytical Services, LLC.

Pace Analytical Services, LLC
7726 Moller Road
Indianapolis, IN 46268
(317)228-3100

ANALYTICAL RESULTS

Project: Harding St Profile 1 Report 2
Pace Project No.: 50315733

Sample: MW-103S **Lab ID: 50315733001** Collected: 05/04/22 13:50 Received: 05/05/22 15:10 Matrix: Water

Parameters	Results	Units	Report Limit	DF	Prepared	Analyzed	CAS No.	Qual
9056 IC Anions	Analytical Method: EPA 9056							
	Pace Analytical Services - Indianapolis							
Chloride	**68.4**	mg/L	2.5	10		05/17/22 22:33	16887-00-6	
Fluoride	**0.27**	mg/L	0.10	1		05/17/22 22:15	16984-48-8	
Sulfate	**435**	mg/L	25.0	100		05/17/22 22:52	14808-79-8	
6010 MET ICP	Analytical Method: EPA 6010 Preparation Method: EPA 3010							
	Pace Analytical Services - Indianapolis							
Aluminum	ND	ug/L	200	1	05/13/22 08:51	05/17/22 02:19	7429-90-5	
Barium	**65.2**	ug/L	10.0	1	05/13/22 08:51	05/17/22 02:19	7440-39-3	
Boron	**887**	ug/L	100	1	05/13/22 08:51	05/17/22 02:19	7440-42-8	
Cadmium	ND	ug/L	2.0	1	05/13/22 08:51	05/17/22 02:19	7440-43-9	
Calcium	**291000**	ug/L	2000	2	05/13/22 08:51	05/17/22 02:52	7440-70-2	
Chromium	ND	ug/L	10.0	1	05/13/22 08:51	05/17/22 02:19	7440-47-3	
Iron	**16300**	ug/L	100	1	05/13/22 08:51	05/17/22 02:19	7439-89-6	
Lead	ND	ug/L	10.0	1	05/13/22 08:51	05/17/22 02:19	7439-92-1	
Lithium	ND	ug/L	20.0	1	05/13/22 08:51	05/17/22 02:19	7439-93-2	
Magnesium	**80200**	ug/L	1000	1	05/13/22 08:51	05/17/22 02:19	7439-95-4	
Manganese	**289**	ug/L	10.0	1	05/13/22 08:51	05/17/22 02:19	7439-96-5	
Molybdenum	**22.4**	ug/L	10.0	1	05/13/22 08:51	05/17/22 02:19	7439-98-7	
Potassium	**2140**	ug/L	1000	1	05/13/22 08:51	05/17/22 02:19	7440-09-7	
Silica	**25100**	ug/L	450	1	05/13/22 08:51	05/17/22 02:19	7631-86-9	N2
Sodium	**47000**	ug/L	1000	1	05/13/22 08:51	05/17/22 02:19	7440-23-5	
6010 MET ICP, Dissolved	Analytical Method: EPA 6010 Preparation Method: EPA 3010							
	Pace Analytical Services - Indianapolis							
Manganese, Dissolved	**292**	ug/L	10.0	1	05/13/22 08:51	05/16/22 11:21	7439-96-5	
Molybdenum, Dissolved	**23.0**	ug/L	10.0	1	05/13/22 08:51	05/16/22 11:21	7439-98-7	
6020 MET ICPMS	Analytical Method: EPA 6020 Preparation Method: EPA 200.2							
	Pace Analytical Services - Indianapolis							
Antimony	ND	ug/L	1.0	1	05/11/22 15:30	05/13/22 02:45	7440-36-0	
Arsenic	**21.2**	ug/L	1.0	1	05/11/22 15:30	05/13/22 02:45	7440-38-2	
Cobalt	**2.1**	ug/L	1.0	1	05/11/22 15:30	05/13/22 02:45	7440-48-4	
Selenium	ND	ug/L	1.0	1	05/11/22 15:30	05/13/22 02:45	7782-49-2	
2320B Alkalinity	Analytical Method: SM 2320B							
	Pace Analytical Services - Indianapolis							
Alkalinity, Total as CaCO3	**626**	mg/L	2.0	1		05/13/22 14:51		
Alkalinity,Bicarbonate (CaCO3)	**626**	mg/L	2.0	1		05/13/22 14:51		
Alkalinity,Carbonate (CaCO3)	ND	mg/L	2.0	1		05/13/22 14:51		
2540C Total Dissolved Solids	Analytical Method: SM 2540C							
	Pace Analytical Services - Indianapolis							
Total Dissolved Solids	**1370**	mg/L	20.0	1		05/11/22 13:38		

REPORT OF LABORATORY ANALYSIS

This report shall not be reproduced, except in full,
without the written consent of Pace Analytical Services, LLC.

Pace Analytical Services, LLC
7726 Moller Road
Indianapolis, IN 46268
(317)228-3100

ANALYTICAL RESULTS

Project: Harding St Profile 1 Report 2
Pace Project No.: 50315733

Sample: MW-103S **Lab ID: 50315733001** Collected: 05/04/22 13:50 Received: 05/05/22 15:10 Matrix: Water

Parameters	Results	Units	Report Limit	DF	Prepared	Analyzed	CAS No.	Qual
4500H+ pH, Electrometric	Analytical Method: SM 4500-H+B Pace Analytical Services - Indianapolis							
pH at 25 Degrees C	**7.9**	Std. Units	0.10	1		05/13/22 15:18		H3
4500S2D Sulfide Water	Analytical Method: SM 4500-S2-D Pace Analytical Services - Indianapolis							
Sulfide	ND	mg/L	0.10	1		05/07/22 09:11	18496-25-8	
Iron, Ferrous	Analytical Method: HACH 8146 Pace Analytical Services - Indianapolis							
Iron, Ferrous	**1.1**	mg/L	0.50	2.5		05/10/22 15:13	15438-31-0	H3,N2
353.2 Nitrogen, NO2/NO3 unpres	Analytical Method: EPA 353.2 Pace Analytical Services - Indianapolis							
Nitrogen, Nitrate	ND	mg/L	0.10	1		05/06/22 09:37	14797-55-8	
Nitrogen, Nitrite	ND	mg/L	0.10	1		05/06/22 09:37	14797-65-0	
365.1 Total Phosphorus	Analytical Method: EPA 365.1 Preparation Method: EPA 365.1 Pace Analytical Services - Indianapolis							
Phosphate as P04	ND	mg/L	0.15	1	05/10/22 11:00	05/13/22 14:40		
5310C TOC	Analytical Method: SM 5310C Pace Analytical Services - Indianapolis							
Total Organic Carbon	**5.6**	mg/L	1.0	1		05/13/22 05:37	7440-44-0	
5310C Dissolved Organic Carbon	Analytical Method: SM 5310C Pace Analytical Services - Indianapolis							
Dissolved Organic Carbon	**5.2**	mg/L	1.0	1		05/17/22 12:18		

REPORT OF LABORATORY ANALYSIS

This report shall not be reproduced, except in full,
without the written consent of Pace Analytical Services, LLC.

Pace Analytical Services, LLC
7726 Moller Road
Indianapolis, IN 46268
(317)228-3100

ANALYTICAL RESULTS

Project: Harding St Profile 1 Report 2
Pace Project No.: 50315733

Sample: MW-103I **Lab ID: 50315733002** Collected: 05/04/22 11:15 Received: 05/05/22 15:10 Matrix: Water

Parameters	Results	Units	Report Limit	DF	Prepared	Analyzed	CAS No.	Qual
9056 IC Anions	Analytical Method: EPA 9056							
	Pace Analytical Services - Indianapolis							
Chloride	**135**	mg/L	25.0	100		05/18/22 00:24	16887-00-6	
Fluoride	**0.22**	mg/L	0.10	1		05/17/22 23:47	16984-48-8	
Sulfate	**40.2**	mg/L	2.5	10		05/18/22 00:05	14808-79-8	
6010 MET ICP	Analytical Method: EPA 6010 Preparation Method: EPA 3010							
	Pace Analytical Services - Indianapolis							
Aluminum	ND	ug/L	200	1	05/13/22 08:51	05/17/22 02:21	7429-90-5	
Barium	**202**	ug/L	10.0	1	05/13/22 08:51	05/17/22 02:21	7440-39-3	
Boron	**280**	ug/L	100	1	05/13/22 08:51	05/17/22 02:21	7440-42-8	
Cadmium	ND	ug/L	2.0	1	05/13/22 08:51	05/17/22 02:21	7440-43-9	
Calcium	**91800**	ug/L	1000	1	05/13/22 08:51	05/17/22 02:21	7440-70-2	
Chromium	ND	ug/L	10.0	1	05/13/22 08:51	05/17/22 02:21	7440-47-3	
Iron	**1500**	ug/L	100	1	05/13/22 08:51	05/17/22 02:21	7439-89-6	
Lead	ND	ug/L	10.0	1	05/13/22 08:51	05/17/22 02:21	7439-92-1	
Lithium	ND	ug/L	20.0	1	05/13/22 08:51	05/17/22 02:21	7439-93-2	
Magnesium	**26100**	ug/L	1000	1	05/13/22 08:51	05/17/22 02:21	7439-95-4	
Manganese	**309**	ug/L	10.0	1	05/13/22 08:51	05/17/22 02:21	7439-96-5	
Molybdenum	ND	ug/L	10.0	1	05/13/22 08:51	05/17/22 02:21	7439-98-7	
Potassium	**7500**	ug/L	1000	1	05/13/22 08:51	05/17/22 02:21	7440-09-7	
Silica	**10700**	ug/L	450	1	05/13/22 08:51	05/17/22 02:21	7631-86-9	N2
Sodium	**62700**	ug/L	1000	1	05/13/22 08:51	05/17/22 02:21	7440-23-5	
6010 MET ICP, Dissolved	Analytical Method: EPA 6010 Preparation Method: EPA 3010							
	Pace Analytical Services - Indianapolis							
Manganese, Dissolved	**300**	ug/L	10.0	1	05/13/22 08:51	05/16/22 11:24	7439-96-5	
Molybdenum, Dissolved	ND	ug/L	10.0	1	05/13/22 08:51	05/16/22 11:24	7439-98-7	
6020 MET ICPMS	Analytical Method: EPA 6020 Preparation Method: EPA 200.2							
	Pace Analytical Services - Indianapolis							
Antimony	ND	ug/L	1.0	1	05/11/22 15:30	05/13/22 02:12	7440-36-0	
Arsenic	ND	ug/L	1.0	1	05/11/22 15:30	05/13/22 02:12	7440-38-2	
Cobalt	ND	ug/L	1.0	1	05/11/22 15:30	05/13/22 02:12	7440-48-4	
Selenium	ND	ug/L	1.0	1	05/11/22 15:30	05/13/22 02:12	7782-49-2	
2320B Alkalinity	Analytical Method: SM 2320B							
	Pace Analytical Services - Indianapolis							
Alkalinity, Total as CaCO3	**252**	mg/L	2.0	1		05/13/22 14:51		
Alkalinity,Bicarbonate (CaCO3)	**252**	mg/L	2.0	1		05/13/22 14:51		
Alkalinity,Carbonate (CaCO3)	ND	mg/L	2.0	1		05/13/22 14:51		
2540C Total Dissolved Solids	Analytical Method: SM 2540C							
	Pace Analytical Services - Indianapolis							
Total Dissolved Solids	**535**	mg/L	10.0	1		05/11/22 14:58		

REPORT OF LABORATORY ANALYSIS

This report shall not be reproduced, except in full,
without the written consent of Pace Analytical Services, LLC.

Pace Analytical Services, LLC
7726 Moller Road
Indianapolis, IN 46268
(317)228-3100

ANALYTICAL RESULTS

Project: Harding St Profile 1 Report 2
Pace Project No.: 50315733

Sample: MW-103I **Lab ID: 50315733002** Collected: 05/04/22 11:15 Received: 05/05/22 15:10 Matrix: Water

Parameters	Results	Units	Report Limit	DF	Prepared	Analyzed	CAS No.	Qual
4500H+ pH, Electrometric	Analytical Method: SM 4500-H+B Pace Analytical Services - Indianapolis							
pH at 25 Degrees C	**7.5**	Std. Units	0.10	1		05/13/22 15:19		H3
4500S2D Sulfide Water	Analytical Method: SM 4500-S2-D Pace Analytical Services - Indianapolis							
Sulfide	ND	mg/L	0.10	1		05/07/22 09:11	18496-25-8	
Iron, Ferrous	Analytical Method: HACH 8146 Pace Analytical Services - Indianapolis							
Iron, Ferrous	ND	mg/L	0.20	1		05/10/22 15:14	15438-31-0	H3,N2
353.2 Nitrogen, NO2/NO3 unpres	Analytical Method: EPA 353.2 Pace Analytical Services - Indianapolis							
Nitrogen, Nitrate	ND	mg/L	0.10	1		05/06/22 09:18	14797-55-8	
Nitrogen, Nitrite	ND	mg/L	0.10	1		05/06/22 09:18	14797-65-0	
365.1 Total Phosphorus	Analytical Method: EPA 365.1 Preparation Method: EPA 365.1 Pace Analytical Services - Indianapolis							
Phosphate as P04	ND	mg/L	0.15	1	05/10/22 12:30	05/13/22 14:44		
5310C TOC	Analytical Method: SM 5310C Pace Analytical Services - Indianapolis							
Total Organic Carbon	**2.7**	mg/L	1.0	1		05/13/22 18:28	7440-44-0	
5310C Dissolved Organic Carbon	Analytical Method: SM 5310C Pace Analytical Services - Indianapolis							
Dissolved Organic Carbon	**2.7**	mg/L	1.0	1		05/17/22 12:29		

REPORT OF LABORATORY ANALYSIS

This report shall not be reproduced, except in full,
without the written consent of Pace Analytical Services, LLC.

Pace Analytical Services, LLC
7726 Moller Road
Indianapolis, IN 46268
(317)228-3100

ANALYTICAL RESULTS

Project: Harding St Profile 1 Report 2
Pace Project No.: 50315733

Sample: MW-103D **Lab ID: 50315733003** Collected: 05/04/22 12:50 Received: 05/05/22 15:10 Matrix: Water

Parameters	Results	Units	Report Limit	DF	Prepared	Analyzed	CAS No.	Qual
9056 IC Anions	Analytical Method: EPA 9056							
	Pace Analytical Services - Indianapolis							
Chloride	**209**	mg/L	25.0	100		05/18/22 03:46	16887-00-6	
Fluoride	**0.19**	mg/L	0.10	1		05/18/22 03:09	16984-48-8	
Sulfate	**53.6**	mg/L	2.5	10		05/18/22 03:28	14808-79-8	
6010 MET ICP	Analytical Method: EPA 6010 Preparation Method: EPA 3010							
	Pace Analytical Services - Indianapolis							
Aluminum	ND	ug/L	200	1	05/13/22 08:51	05/17/22 02:37	7429-90-5	
Barium	**370**	ug/L	10.0	1	05/13/22 08:51	05/17/22 02:37	7440-39-3	
Boron	**359**	ug/L	100	1	05/13/22 08:51	05/17/22 02:37	7440-42-8	
Cadmium	ND	ug/L	2.0	1	05/13/22 08:51	05/17/22 02:37	7440-43-9	
Calcium	**92700**	ug/L	1000	1	05/13/22 08:51	05/17/22 02:37	7440-70-2	
Chromium	ND	ug/L	10.0	1	05/13/22 08:51	05/17/22 02:37	7440-47-3	
Iron	**2350**	ug/L	100	1	05/13/22 08:51	05/17/22 02:37	7439-89-6	
Lead	ND	ug/L	10.0	1	05/13/22 08:51	05/17/22 02:37	7439-92-1	
Lithium	ND	ug/L	20.0	1	05/13/22 08:51	05/17/22 02:37	7439-93-2	
Magnesium	**30600**	ug/L	1000	1	05/13/22 08:51	05/17/22 02:37	7439-95-4	
Manganese	**130**	ug/L	10.0	1	05/13/22 08:51	05/17/22 02:37	7439-96-5	
Molybdenum	ND	ug/L	10.0	1	05/13/22 08:51	05/17/22 02:37	7439-98-7	
Potassium	**6080**	ug/L	1000	1	05/13/22 08:51	05/17/22 02:37	7440-09-7	
Silica	**13200**	ug/L	450	1	05/13/22 08:51	05/17/22 02:37	7631-86-9	N2
Sodium	**81800**	ug/L	1000	1	05/13/22 08:51	05/17/22 02:37	7440-23-5	
6010 MET ICP, Dissolved	Analytical Method: EPA 6010 Preparation Method: EPA 3010							
	Pace Analytical Services - Indianapolis							
Manganese, Dissolved	**126**	ug/L	10.0	1	05/13/22 08:51	05/16/22 11:39	7439-96-5	
Molybdenum, Dissolved	ND	ug/L	10.0	1	05/13/22 08:51	05/16/22 11:39	7439-98-7	
6020 MET ICPMS	Analytical Method: EPA 6020 Preparation Method: EPA 200.2							
	Pace Analytical Services - Indianapolis							
Antimony	ND	ug/L	1.0	1	05/11/22 15:30	05/13/22 02:50	7440-36-0	
Arsenic	ND	ug/L	1.0	1	05/11/22 15:30	05/13/22 02:50	7440-38-2	
Cobalt	ND	ug/L	1.0	1	05/11/22 15:30	05/13/22 02:50	7440-48-4	
Selenium	ND	ug/L	1.0	1	05/11/22 15:30	05/13/22 02:50	7782-49-2	
2320B Alkalinity	Analytical Method: SM 2320B							
	Pace Analytical Services - Indianapolis							
Alkalinity, Total as CaCO3	**259**	mg/L	2.0	1		05/13/22 14:51		
Alkalinity,Bicarbonate (CaCO3)	**257**	mg/L	2.0	1		05/13/22 14:51		
Alkalinity,Carbonate (CaCO3)	ND	mg/L	2.0	1		05/13/22 14:51		
2540C Total Dissolved Solids	Analytical Method: SM 2540C							
	Pace Analytical Services - Indianapolis							
Total Dissolved Solids	**588**	mg/L	10.0	1		05/11/22 14:59		

REPORT OF LABORATORY ANALYSIS

This report shall not be reproduced, except in full,
without the written consent of Pace Analytical Services, LLC.

Pace Analytical Services, LLC
7726 Moller Road
Indianapolis, IN 46268
(317)228-3100

ANALYTICAL RESULTS

Project: Harding St Profile 1 Report 2
Pace Project No.: 50315733

Sample: MW-103D **Lab ID: 50315733003** Collected: 05/04/22 12:50 Received: 05/05/22 15:10 Matrix: Water

Parameters	Results	Units	Report Limit	DF	Prepared	Analyzed	CAS No.	Qual
4500H+ pH, Electrometric	Analytical Method: SM 4500-H+B Pace Analytical Services - Indianapolis							
pH at 25 Degrees C	**7.6**	Std. Units	0.10	1		05/13/22 15:22		H3
4500S2D Sulfide Water	Analytical Method: SM 4500-S2-D Pace Analytical Services - Indianapolis							
Sulfide	ND	mg/L	0.10	1		05/07/22 09:11	18496-25-8	
Iron, Ferrous	Analytical Method: HACH 8146 Pace Analytical Services - Indianapolis							
Iron, Ferrous	ND	mg/L	0.20	1		05/10/22 15:15	15438-31-0	H3,N2
353.2 Nitrogen, NO2/NO3 unpres	Analytical Method: EPA 353.2 Pace Analytical Services - Indianapolis							
Nitrogen, Nitrate	ND	mg/L	0.10	1		05/06/22 09:29	14797-55-8	
Nitrogen, Nitrite	ND	mg/L	0.10	1		05/06/22 09:29	14797-65-0	
365.1 Total Phosphorus	Analytical Method: EPA 365.1 Preparation Method: EPA 365.1 Pace Analytical Services - Indianapolis							
Phosphate as P04	ND	mg/L	0.15	1	05/10/22 11:00	05/13/22 14:41		
5310C TOC	Analytical Method: SM 5310C Pace Analytical Services - Indianapolis							
Total Organic Carbon	**2.2**	mg/L	1.0	1		05/13/22 19:03	7440-44-0	
5310C Dissolved Organic Carbon	Analytical Method: SM 5310C Pace Analytical Services - Indianapolis							
Dissolved Organic Carbon	**3.7**	mg/L	1.0	1		05/17/22 13:33		

REPORT OF LABORATORY ANALYSIS

This report shall not be reproduced, except in full,
without the written consent of Pace Analytical Services, LLC.

Pace Analytical Services, LLC
7726 Moller Road
Indianapolis, IN 46268
(317)228-3100

ANALYTICAL RESULTS

Project: Harding St Profile 1 Report 2
Pace Project No.: 50315733

Sample: PZ-101S **Lab ID: 50315733004** Collected: 05/04/22 15:10 Received: 05/05/22 15:10 Matrix: Water

Parameters	Results	Units	Report Limit	DF	Prepared	Analyzed	CAS No.	Qual
9056 IC Anions	Analytical Method: EPA 9056							
	Pace Analytical Services - Indianapolis							
Chloride	**112**	mg/L	2.5	10		05/18/22 04:23	16887-00-6	
Fluoride	**0.22**	mg/L	0.10	1		05/18/22 04:05	16984-48-8	
Sulfate	**567**	mg/L	25.0	100		05/18/22 04:41	14808-79-8	
6010 MET ICP	Analytical Method: EPA 6010 Preparation Method: EPA 3010							
	Pace Analytical Services - Indianapolis							
Aluminum	ND	ug/L	200	1	05/13/22 08:51	05/17/22 02:39	7429-90-5	
Barium	**168**	ug/L	10.0	1	05/13/22 08:51	05/17/22 02:39	7440-39-3	
Boron	**7690**	ug/L	100	1	05/13/22 08:51	05/17/22 02:39	7440-42-8	
Cadmium	ND	ug/L	2.0	1	05/13/22 08:51	05/17/22 02:39	7440-43-9	
Calcium	**233000**	ug/L	2000	2	05/13/22 08:51	05/17/22 02:54	7440-70-2	
Chromium	ND	ug/L	10.0	1	05/13/22 08:51	05/17/22 02:39	7440-47-3	
Iron	**5870**	ug/L	100	1	05/13/22 08:51	05/17/22 02:39	7439-89-6	
Lead	ND	ug/L	10.0	1	05/13/22 08:51	05/17/22 02:39	7439-92-1	
Lithium	**101**	ug/L	20.0	1	05/13/22 08:51	05/17/22 02:39	7439-93-2	
Magnesium	**50300**	ug/L	1000	1	05/13/22 08:51	05/17/22 02:39	7439-95-4	
Manganese	**783**	ug/L	10.0	1	05/13/22 08:51	05/17/22 02:39	7439-96-5	
Molybdenum	**117**	ug/L	10.0	1	05/13/22 08:51	05/17/22 02:39	7439-98-7	
Potassium	**10900**	ug/L	1000	1	05/13/22 08:51	05/17/22 02:39	7440-09-7	
Silica	**12700**	ug/L	450	1	05/13/22 08:51	05/17/22 02:39	7631-86-9	N2
Sodium	**105000**	ug/L	1000	1	05/13/22 08:51	05/17/22 02:39	7440-23-5	
6010 MET ICP, Dissolved	Analytical Method: EPA 6010 Preparation Method: EPA 3010							
	Pace Analytical Services - Indianapolis							
Manganese, Dissolved	**770**	ug/L	10.0	1	05/13/22 08:51	05/16/22 11:41	7439-96-5	
Molybdenum, Dissolved	**120**	ug/L	10.0	1	05/13/22 08:51	05/16/22 11:41	7439-98-7	
6020 MET ICPMS	Analytical Method: EPA 6020 Preparation Method: EPA 200.2							
	Pace Analytical Services - Indianapolis							
Antimony	ND	ug/L	1.0	1	05/11/22 15:30	05/13/22 02:55	7440-36-0	
Arsenic	**15.6**	ug/L	1.0	1	05/11/22 15:30	05/13/22 02:55	7440-38-2	
Cobalt	ND	ug/L	1.0	1	05/11/22 15:30	05/13/22 02:55	7440-48-4	
Selenium	ND	ug/L	1.0	1	05/11/22 15:30	05/13/22 02:55	7782-49-2	
2320B Alkalinity	Analytical Method: SM 2320B							
	Pace Analytical Services - Indianapolis							
Alkalinity, Total as CaCO3	**290**	mg/L	2.0	1		05/13/22 14:51		
Alkalinity,Bicarbonate (CaCO3)	**290**	mg/L	2.0	1		05/13/22 14:51		
Alkalinity,Carbonate (CaCO3)	ND	mg/L	2.0	1		05/13/22 14:51		
2540C Total Dissolved Solids	Analytical Method: SM 2540C							
	Pace Analytical Services - Indianapolis							
Total Dissolved Solids	**1260**	mg/L	20.0	1		05/11/22 15:00		

REPORT OF LABORATORY ANALYSIS

This report shall not be reproduced, except in full,
without the written consent of Pace Analytical Services, LLC.

Pace Analytical Services, LLC
7726 Moller Road
Indianapolis, IN 46268
(317)228-3100

ANALYTICAL RESULTS

Project: Harding St Profile 1 Report 2
Pace Project No.: 50315733

Sample: PZ-101S **Lab ID: 50315733004** Collected: 05/04/22 15:10 Received: 05/05/22 15:10 Matrix: Water

Parameters	Results	Units	Report Limit	DF	Prepared	Analyzed	CAS No.	Qual
4500H+ pH, Electrometric	Analytical Method: SM 4500-H+B Pace Analytical Services - Indianapolis							
pH at 25 Degrees C	**7.3**	Std. Units	0.10	1		05/13/22 15:23		H3
4500S2D Sulfide Water	Analytical Method: SM 4500-S2-D Pace Analytical Services - Indianapolis							
Sulfide	ND	mg/L	0.10	1		05/07/22 09:11	18496-25-8	
Iron, Ferrous	Analytical Method: HACH 8146 Pace Analytical Services - Indianapolis							
Iron, Ferrous	**0.71**	mg/L	0.20	1		05/10/22 15:15	15438-31-0	H3,N2
353.2 Nitrogen, NO2/NO3 unpres	Analytical Method: EPA 353.2 Pace Analytical Services - Indianapolis							
Nitrogen, Nitrate	ND	mg/L	0.10	1		05/06/22 09:44	14797-55-8	
Nitrogen, Nitrite	ND	mg/L	0.10	1		05/06/22 09:44	14797-65-0	
365.1 Total Phosphorus	Analytical Method: EPA 365.1 Preparation Method: EPA 365.1 Pace Analytical Services - Indianapolis							
Phosphate as P04	ND	mg/L	0.15	1	05/10/22 11:00	05/13/22 14:41		
5310C TOC	Analytical Method: SM 5310C Pace Analytical Services - Indianapolis							
Total Organic Carbon	**1.5**	mg/L	1.0	1		05/13/22 06:03	7440-44-0	
5310C Dissolved Organic Carbon	Analytical Method: SM 5310C Pace Analytical Services - Indianapolis							
Dissolved Organic Carbon	**1.3**	mg/L	1.0	1		05/17/22 13:44		

REPORT OF LABORATORY ANALYSIS

This report shall not be reproduced, except in full,
without the written consent of Pace Analytical Services, LLC.

Pace Analytical Services, LLC
7726 Moller Road
Indianapolis, IN 46268
(317)228-3100

ANALYTICAL RESULTS

Project: Harding St Profile 1 Report 2
Pace Project No.: 50315733

Sample: FB **Lab ID: 50315733005** Collected: 05/04/22 13:50 Received: 05/05/22 15:10 Matrix: Water

Parameters	Results	Units	Report Limit	DF	Prepared	Analyzed	CAS No.	Qual
9056 IC Anions	Analytical Method: EPA 9056							
	Pace Analytical Services - Indianapolis							
Chloride	ND	mg/L	0.25	1		05/18/22 05:00	16887-00-6	
Fluoride	ND	mg/L	0.10	1		05/18/22 05:00	16984-48-8	
Sulfate	ND	mg/L	0.25	1		05/18/22 05:00	14808-79-8	
6010 MET ICP	Analytical Method: EPA 6010 Preparation Method: EPA 3010							
	Pace Analytical Services - Indianapolis							
Aluminum	ND	ug/L	200	1	05/13/22 08:51	05/17/22 02:41	7429-90-5	
Barium	ND	ug/L	10.0	1	05/13/22 08:51	05/17/22 02:41	7440-39-3	
Boron	ND	ug/L	100	1	05/13/22 08:51	05/17/22 02:41	7440-42-8	
Cadmium	ND	ug/L	2.0	1	05/13/22 08:51	05/17/22 02:41	7440-43-9	
Calcium	ND	ug/L	1000	1	05/13/22 08:51	05/17/22 02:41	7440-70-2	
Chromium	ND	ug/L	10.0	1	05/13/22 08:51	05/17/22 02:41	7440-47-3	
Iron	ND	ug/L	100	1	05/13/22 08:51	05/17/22 02:41	7439-89-6	
Lead	ND	ug/L	10.0	1	05/13/22 08:51	05/17/22 02:41	7439-92-1	
Lithium	ND	ug/L	20.0	1	05/13/22 08:51	05/17/22 02:41	7439-93-2	
Magnesium	ND	ug/L	1000	1	05/13/22 08:51	05/17/22 02:41	7439-95-4	
Manganese	ND	ug/L	10.0	1	05/13/22 08:51	05/17/22 02:41	7439-96-5	
Molybdenum	ND	ug/L	10.0	1	05/13/22 08:51	05/17/22 02:41	7439-98-7	
Potassium	ND	ug/L	1000	1	05/13/22 08:51	05/17/22 02:41	7440-09-7	
Silica	ND	ug/L	450	1	05/13/22 08:51	05/17/22 02:41	7631-86-9	N2
Sodium	ND	ug/L	1000	1	05/13/22 08:51	05/17/22 02:41	7440-23-5	
6020 MET ICPMS	Analytical Method: EPA 6020 Preparation Method: EPA 200.2							
	Pace Analytical Services - Indianapolis							
Antimony	ND	ug/L	1.0	1	05/11/22 15:30	05/13/22 03:00	7440-36-0	
Arsenic	ND	ug/L	1.0	1	05/11/22 15:30	05/13/22 03:00	7440-38-2	
Cobalt	ND	ug/L	1.0	1	05/11/22 15:30	05/13/22 03:00	7440-48-4	
Selenium	ND	ug/L	1.0	1	05/11/22 15:30	05/13/22 03:00	7782-49-2	
2320B Alkalinity	Analytical Method: SM 2320B							
	Pace Analytical Services - Indianapolis							
Alkalinity, Total as CaCO3	**9.2**	mg/L	2.0	1		05/13/22 14:51		
Alkalinity,Bicarbonate (CaCO3)	**9.2**	mg/L	2.0	1		05/13/22 14:51		
Alkalinity,Carbonate (CaCO3)	ND	mg/L	2.0	1		05/13/22 14:51		
2540C Total Dissolved Solids	Analytical Method: SM 2540C							
	Pace Analytical Services - Indianapolis							
Total Dissolved Solids	ND	mg/L	10.0	1		05/11/22 15:00		PL
4500H+ pH, Electrometric	Analytical Method: SM 4500-H+B							
	Pace Analytical Services - Indianapolis							
pH at 25 Degrees C	**6.0**	Std. Units	0.10	1		05/13/22 15:28		H3

REPORT OF LABORATORY ANALYSIS

This report shall not be reproduced, except in full,
without the written consent of Pace Analytical Services, LLC.

Pace Analytical Services, LLC
7726 Moller Road
Indianapolis, IN 46268
(317)228-3100

ANALYTICAL RESULTS

Project: Harding St Profile 1 Report 2
Pace Project No.: 50315733

Sample: FB **Lab ID: 50315733005** Collected: 05/04/22 13:50 Received: 05/05/22 15:10 Matrix: Water

Parameters	Results	Units	Report Limit	DF	Prepared	Analyzed	CAS No.	Qual
4500S2D Sulfide Water	Analytical Method: SM 4500-S2-D Pace Analytical Services - Indianapolis							
Sulfide	ND	mg/L	0.10	1		05/07/22 09:11	18496-25-8	
Iron, Ferrous	Analytical Method: HACH 8146 Pace Analytical Services - Indianapolis							
Iron, Ferrous	ND	mg/L	0.20	1		05/10/22 15:15	15438-31-0	H3,N2
353.2 Nitrogen, NO2/NO3 unpres	Analytical Method: EPA 353.2 Pace Analytical Services - Indianapolis							
Nitrogen, Nitrate	ND	mg/L	0.10	1		05/06/22 09:39	14797-55-8	
Nitrogen, Nitrite	ND	mg/L	0.10	1		05/06/22 09:39	14797-65-0	
365.1 Total Phosphorus	Analytical Method: EPA 365.1 Preparation Method: EPA 365.1 Pace Analytical Services - Indianapolis							
Phosphate as P04	ND	mg/L	0.15	1	05/10/22 11:00	05/13/22 14:42		
5310C TOC	Analytical Method: SM 5310C Pace Analytical Services - Indianapolis							
Total Organic Carbon	ND	mg/L	1.0	1		05/13/22 06:21	7440-44-0	

This report shall not be reproduced, except in full,
without the written consent of Pace Analytical Services, LLC.

Pace Analytical Services, LLC
7726 Moller Road
Indianapolis, IN 46268
(317)228-3100

ANALYTICAL RESULTS

Project: Harding St Profile 1 Report 2
Pace Project No.: 50315733

Sample: PZ-101D **Lab ID: 50315733007** Collected: 05/04/22 15:18 Received: 05/05/22 15:10 Matrix: Water

Parameters	Results	Units	Report Limit	DF	Prepared	Analyzed	CAS No.	Qual
9056 IC Anions	Analytical Method: EPA 9056							
	Pace Analytical Services - Indianapolis							
Chloride	**142**	mg/L	25.0	100		05/18/22 07:27	16887-00-6	
Fluoride	**0.24**	mg/L	0.10	1		05/18/22 06:50	16984-48-8	
Sulfate	**648**	mg/L	25.0	100		05/18/22 07:27	14808-79-8	
6010 MET ICP	Analytical Method: EPA 6010 Preparation Method: EPA 3010							
	Pace Analytical Services - Indianapolis							
Aluminum	ND	ug/L	200	1	05/13/22 08:51	05/17/22 02:46	7429-90-5	
Barium	**84.1**	ug/L	10.0	1	05/13/22 08:51	05/17/22 02:46	7440-39-3	
Boron	**7380**	ug/L	100	1	05/13/22 08:51	05/17/22 02:46	7440-42-8	
Cadmium	ND	ug/L	2.0	1	05/13/22 08:51	05/17/22 02:46	7440-43-9	
Calcium	**223000**	ug/L	2000	2	05/13/22 08:51	05/17/22 02:56	7440-70-2	
Chromium	ND	ug/L	10.0	1	05/13/22 08:51	05/17/22 02:46	7440-47-3	
Iron	**3590**	ug/L	100	1	05/13/22 08:51	05/17/22 02:46	7439-89-6	
Lead	ND	ug/L	10.0	1	05/13/22 08:51	05/17/22 02:46	7439-92-1	
Lithium	**112**	ug/L	20.0	1	05/13/22 08:51	05/17/22 02:46	7439-93-2	
Magnesium	**44400**	ug/L	1000	1	05/13/22 08:51	05/17/22 02:46	7439-95-4	
Manganese	**416**	ug/L	10.0	1	05/13/22 08:51	05/17/22 02:46	7439-96-5	
Molybdenum	**183**	ug/L	10.0	1	05/13/22 08:51	05/17/22 02:46	7439-98-7	
Potassium	**14100**	ug/L	1000	1	05/13/22 08:51	05/17/22 02:46	7440-09-7	
Silica	**12000**	ug/L	450	1	05/13/22 08:51	05/17/22 02:46	7631-86-9	N2
Sodium	**123000**	ug/L	1000	1	05/13/22 08:51	05/17/22 02:46	7440-23-5	
6010 MET ICP, Dissolved	Analytical Method: EPA 6010 Preparation Method: EPA 3010							
	Pace Analytical Services - Indianapolis							
Manganese, Dissolved	**420**	ug/L	10.0	1	05/13/22 08:51	05/16/22 11:45	7439-96-5	
Molybdenum, Dissolved	**190**	ug/L	10.0	1	05/13/22 08:51	05/16/22 11:45	7439-98-7	
6020 MET ICPMS	Analytical Method: EPA 6020 Preparation Method: EPA 200.2							
	Pace Analytical Services - Indianapolis							
Antimony	ND	ug/L	1.0	1	05/11/22 15:30	05/13/22 03:19	7440-36-0	
Arsenic	**4.7**	ug/L	1.0	1	05/11/22 15:30	05/13/22 03:19	7440-38-2	
Cobalt	ND	ug/L	1.0	1	05/11/22 15:30	05/13/22 03:19	7440-48-4	
Selenium	ND	ug/L	1.0	1	05/11/22 15:30	05/13/22 03:19	7782-49-2	
2320B Alkalinity	Analytical Method: SM 2320B							
	Pace Analytical Services - Indianapolis							
Alkalinity, Total as CaCO3	**266**	mg/L	2.0	1		05/12/22 14:47		
Alkalinity,Bicarbonate (CaCO3)	**266**	mg/L	2.0	1		05/12/22 14:47		
Alkalinity,Carbonate (CaCO3)	ND	mg/L	2.0	1		05/12/22 14:47		
2540C Total Dissolved Solids	Analytical Method: SM 2540C							
	Pace Analytical Services - Indianapolis							
Total Dissolved Solids	**1270**	mg/L	20.0	1		05/11/22 15:03		

REPORT OF LABORATORY ANALYSIS

This report shall not be reproduced, except in full,
without the written consent of Pace Analytical Services, LLC.

Pace Analytical Services, LLC
7726 Moller Road
Indianapolis, IN 46268
(317)228-3100

ANALYTICAL RESULTS

Project: Harding St Profile 1 Report 2
Pace Project No.: 50315733

Sample: PZ-101D **Lab ID: 50315733007** Collected: 05/04/22 15:18 Received: 05/05/22 15:10 Matrix: Water

Parameters	Results	Units	Report Limit	DF	Prepared	Analyzed	CAS No.	Qual
4500H+ pH, Electrometric	Analytical Method: SM 4500-H+B Pace Analytical Services - Indianapolis							
pH at 25 Degrees C	**7.4**	Std. Units	0.10	1		05/13/22 15:31		H3
4500S2D Sulfide Water	Analytical Method: SM 4500-S2-D Pace Analytical Services - Indianapolis							
Sulfide	ND	mg/L	0.10	1		05/07/22 09:11	18496-25-8	
Iron, Ferrous	Analytical Method: HACH 8146 Pace Analytical Services - Indianapolis							
Iron, Ferrous	**0.25**	mg/L	0.20	1		05/10/22 15:16	15438-31-0	H3,N2
353.2 Nitrogen, NO2/NO3 unpres	Analytical Method: EPA 353.2 Pace Analytical Services - Indianapolis							
Nitrogen, Nitrate	ND	mg/L	0.10	1		05/06/22 09:52	14797-55-8	
Nitrogen, Nitrite	ND	mg/L	0.10	1		05/06/22 09:52	14797-65-0	
365.1 Total Phosphorus	Analytical Method: EPA 365.1 Preparation Method: EPA 365.1 Pace Analytical Services - Indianapolis							
Phosphate as P04	ND	mg/L	0.15	1	05/10/22 12:30	05/13/22 14:47		
5310C TOC	Analytical Method: SM 5310C Pace Analytical Services - Indianapolis							
Total Organic Carbon	**1.1**	mg/L	1.0	1		05/13/22 19:15	7440-44-0	
5310C Dissolved Organic Carbon	Analytical Method: SM 5310C Pace Analytical Services - Indianapolis							
Dissolved Organic Carbon	**1.5**	mg/L	1.0	1		05/17/22 14:08		

REPORT OF LABORATORY ANALYSIS

This report shall not be reproduced, except in full,
without the written consent of Pace Analytical Services, LLC.

Pace Analytical Services, LLC
7726 Moller Road
Indianapolis, IN 46268
(317)228-3100

QUALITY CONTROL DATA

Project: Harding St Profile 1 Report 2
Pace Project No.: 50315733

QC Batch: 676285
QC Batch Method: EPA 9056
Analysis Method: EPA 9056
Analysis Description: 9056 IC Anions
Laboratory: Pace Analytical Services - Indianapolis
Associated Lab Samples: 50315733001, 50315733002, 50315733003, 50315733004, 50315733005, 50315733007

METHOD BLANK: 3114230 Matrix: Water
Associated Lab Samples: 50315733001, 50315733002, 50315733003, 50315733004, 50315733005, 50315733007

Parameter	Units	Blank Result	Reporting Limit	Analyzed	Qualifiers
Chloride	mg/L	ND	0.25	05/19/22 09:08	
Fluoride	mg/L	ND	0.10	05/19/22 09:08	
Sulfate	mg/L	ND	0.25	05/19/22 09:08	

LABORATORY CONTROL SAMPLE: 3114231

Parameter	Units	Spike Conc.	LCS Result	LCS % Rec	% Rec Limits	Qualifiers
Chloride	mg/L	1.2	1.2	96	80-120	
Fluoride	mg/L	0.5	0.54	108	80-120	
Sulfate	mg/L	2.5	2.7	109	80-120	

MATRIX SPIKE & MATRIX SPIKE DUPLICATE: 3114232 3114233

Parameter	Units	50315730005 Result	MS Spike Conc.	MSD Spike Conc.	MS Result	MSD Result	MS % Rec	MSD % Rec	% Rec Limits	RPD	Max RPD	Qual
Chloride	mg/L	110	125	125	287	289	142	144	80-120	1	15	M0
Fluoride	mg/L	0.39	0.5	0.5	0.92	0.92	107	107	80-120	0	15	
Sulfate	mg/L	113	25	25	153	153	161	162	80-120	0	15	M0

MATRIX SPIKE & MATRIX SPIKE DUPLICATE: 3114234 3114235

Parameter	Units	50315733002 Result	MS Spike Conc.	MSD Spike Conc.	MS Result	MSD Result	MS % Rec	MSD % Rec	% Rec Limits	RPD	Max RPD	Qual
Chloride	mg/L	135	125	125	281	281	116	116	80-120	0	15	
Fluoride	mg/L	0.22	0.5	0.5	0.80	0.80	117	117	80-120	0	15	
Sulfate	mg/L	40.2	25	25	70.4	70.2	121	120	80-120	0	15	M0

Results presented on this page are in the units indicated by the "Units" column except where an alternate unit is presented to the right of the result.

REPORT OF LABORATORY ANALYSIS

This report shall not be reproduced, except in full,
without the written consent of Pace Analytical Services, LLC.

Pace Analytical Services, LLC
7726 Moller Road
Indianapolis, IN 46268
(317)228-3100

QUALITY CONTROL DATA

Project: Harding St Profile 1 Report 2
Pace Project No.: 50315733

QC Batch: 675187
QC Batch Method: EPA 3010
Analysis Method: EPA 6010
Analysis Description: 6010 MET
Laboratory: Pace Analytical Services - Indianapolis
Associated Lab Samples: 50315733001, 50315733002, 50315733003, 50315733004, 50315733005, 50315733007

METHOD BLANK: 3109067 Matrix: Water
Associated Lab Samples: 50315733001, 50315733002, 50315733003, 50315733004, 50315733005, 50315733007

Parameter	Units	Blank Result	Reporting Limit	Analyzed	Qualifiers
Aluminum	ug/L	ND	200	05/17/22 01:40	
Barium	ug/L	ND	10.0	05/17/22 01:40	
Boron	ug/L	ND	100	05/17/22 01:40	
Cadmium	ug/L	ND	2.0	05/17/22 01:40	
Calcium	ug/L	ND	1000	05/17/22 01:40	
Chromium	ug/L	ND	10.0	05/17/22 01:40	
Iron	ug/L	ND	100	05/17/22 01:40	
Lead	ug/L	ND	10.0	05/17/22 01:40	
Lithium	ug/L	ND	20.0	05/17/22 01:40	
Magnesium	ug/L	ND	1000	05/17/22 01:40	
Manganese	ug/L	ND	10.0	05/17/22 01:40	
Molybdenum	ug/L	ND	10.0	05/17/22 01:40	
Potassium	ug/L	ND	1000	05/17/22 01:40	
Silica	ug/L	ND	450	05/17/22 01:40	N2
Sodium	ug/L	ND	1000	05/17/22 01:40	

LABORATORY CONTROL SAMPLE: 3109068

Parameter	Units	Spike Conc.	LCS Result	LCS % Rec	% Rec Limits	Qualifiers
Aluminum	ug/L	10000	9720	97	80-120	
Barium	ug/L	1000	986	99	80-120	
Boron	ug/L	1000	953	95	80-120	
Cadmium	ug/L	1000	933	93	80-120	
Calcium	ug/L	10000	10300	103	80-120	
Chromium	ug/L	1000	968	97	80-120	
Iron	ug/L	10000	9570	96	80-120	
Lead	ug/L	1000	928	93	80-120	
Lithium	ug/L	1000	1030	103	80-120	
Magnesium	ug/L	10000	9530	95	80-120	
Manganese	ug/L	1000	921	92	80-120	
Molybdenum	ug/L	1000	987	99	80-120	
Potassium	ug/L	10000	9680	97	80-120	
Silica	ug/L	10700	10200	95	80-120	N2
Sodium	ug/L	10000	9660	97	80-120	

Results presented on this page are in the units indicated by the "Units" column except where an alternate unit is presented to the right of the result.

REPORT OF LABORATORY ANALYSIS

This report shall not be reproduced, except in full,
without the written consent of Pace Analytical Services, LLC.

Pace Analytical Services, LLC
7726 Moller Road
Indianapolis, IN 46268
(317)228-3100

QUALITY CONTROL DATA

Project: Harding St Profile 1 Report 2
Pace Project No.: 50315733

MATRIX SPIKE & MATRIX SPIKE DUPLICATE: 3109069 3109070

Parameter	Units	50315730005 Result	MS Spike Conc.	MSD Spike Conc.	MS Result	MSD Result	MS % Rec	MSD % Rec	% Rec Limits	RPD	Max RPD	Qual
Aluminum	ug/L	ND	10000	10000	9690	9760	97	98	75-125	1	20	
Barium	ug/L	97.1	1000	1000	1040	1080	94	98	75-125	3	20	
Boron	ug/L	396	1000	1000	1360	1380	96	99	75-125	2	20	
Cadmium	ug/L	ND	1000	1000	915	948	91	95	75-125	4	20	
Calcium	ug/L	100000	10000	10000	106000	109000	55	93	75-125	4	20	P6
Chromium	ug/L	ND	1000	1000	934	965	93	96	75-125	3	20	
Iron	ug/L	1120	10000	10000	10600	10700	95	96	75-125	1	20	
Lead	ug/L	ND	1000	1000	867	898	87	90	75-125	3	20	
Lithium	ug/L	ND	1000	1000	1040	1070	103	106	75-125	3	20	
Magnesium	ug/L	30800	10000	10000	39400	40400	85	96	75-125	3	20	
Manganese	ug/L	382	1000	1000	1290	1310	90	93	75-125	2	20	
Molybdenum	ug/L	15.5	1000	1000	974	1010	96	99	75-125	4	20	
Potassium	ug/L	4140	10000	10000	13700	14200	95	101	75-125	4	20	
Silica	ug/L	8450	10700	10700	18600	19000	95	98	75-125	2	20	N2
Sodium	ug/L	106000	10000	10000	110000	115000	44	97	75-125	5	20	P6

MATRIX SPIKE & MATRIX SPIKE DUPLICATE: 3109071 3109072

Parameter	Units	50315733002 Result	MS Spike Conc.	MSD Spike Conc.	MS Result	MSD Result	MS % Rec	MSD % Rec	% Rec Limits	RPD	Max RPD	Qual
Aluminum	ug/L	ND	10000	10000	9810	9330	98	93	75-125	5	20	
Barium	ug/L	202	1000	1000	1200	1120	100	92	75-125	7	20	
Boron	ug/L	280	1000	1000	1240	1170	96	89	75-125	6	20	
Cadmium	ug/L	ND	1000	1000	951	890	95	89	75-125	7	20	
Calcium	ug/L	91800	10000	10000	103000	96500	115	46	75-125	7	20	P6
Chromium	ug/L	ND	1000	1000	976	913	97	91	75-125	7	20	
Iron	ug/L	1500	10000	10000	11300	10600	98	91	75-125	6	20	
Lead	ug/L	ND	1000	1000	908	852	91	85	75-125	6	20	
Lithium	ug/L	ND	1000	1000	1080	1010	107	100	75-125	7	20	
Magnesium	ug/L	26100	10000	10000	36000	33800	99	76	75-125	6	20	
Manganese	ug/L	309	1000	1000	1250	1180	94	87	75-125	6	20	
Molybdenum	ug/L	ND	1000	1000	1010	939	101	94	75-125	7	20	
Potassium	ug/L	7500	10000	10000	17800	16600	103	91	75-125	7	20	
Silica	ug/L	10700	10700	10700	21600	20100	102	87	75-125	7	20	N2
Sodium	ug/L	62700	10000	10000	73500	68400	108	57	75-125	7	20	P6

Results presented on this page are in the units indicated by the "Units" column except where an alternate unit is presented to the right of the result.

REPORT OF LABORATORY ANALYSIS

This report shall not be reproduced, except in full,
without the written consent of Pace Analytical Services, LLC.

Pace Analytical Services, LLC
7726 Moller Road
Indianapolis, IN 46268
(317)228-3100

QUALITY CONTROL DATA

Project: Harding St Profile 1 Report 2
Pace Project No.: 50315733

QC Batch: 675141
QC Batch Method: EPA 3010
Analysis Method: EPA 6010
Analysis Description: 6010 MET Dissolved
Laboratory: Pace Analytical Services - Indianapolis
Associated Lab Samples: 50315733001, 50315733002, 50315733003, 50315733004, 50315733007

METHOD BLANK: 3108884 Matrix: Water
Associated Lab Samples: 50315733001, 50315733002, 50315733003, 50315733004, 50315733007

Parameter	Units	Blank Result	Reporting Limit	Analyzed	Qualifiers
Manganese, Dissolved	ug/L	ND	10.0	05/16/22 09:48	
Molybdenum, Dissolved	ug/L	ND	10.0	05/16/22 09:48	

LABORATORY CONTROL SAMPLE: 3108885

Parameter	Units	Spike Conc.	LCS Result	LCS % Rec	% Rec Limits	Qualifiers
Manganese, Dissolved	ug/L	1000	934	93	80-120	
Molybdenum, Dissolved	ug/L	1000	1010	101	80-120	

MATRIX SPIKE & MATRIX SPIKE DUPLICATE: 3108886 3108887

Parameter	Units	50315730005 Result	MS Spike Conc.	MSD Spike Conc.	MS Result	MSD Result	MS % Rec	MSD % Rec	% Rec Limits	RPD	Max RPD	Qual
Manganese, Dissolved	ug/L	395	1000	1000	1390	1340	99	94	75-125	4	20	
Molybdenum, Dissolved	ug/L	15.8	1000	1000	1080	1050	107	103	75-125	4	20	

MATRIX SPIKE & MATRIX SPIKE DUPLICATE: 3108888 3108889

Parameter	Units	50315733002 Result	MS Spike Conc.	MSD Spike Conc.	MS Result	MSD Result	MS % Rec	MSD % Rec	% Rec Limits	RPD	Max RPD	Qual
Manganese, Dissolved	ug/L	300	1000	1000	1250	1240	95	94	75-125	1	20	
Molybdenum, Dissolved	ug/L	ND	1000	1000	1030	1040	102	104	75-125	1	20	

Results presented on this page are in the units indicated by the "Units" column except where an alternate unit is presented to the right of the result.

REPORT OF LABORATORY ANALYSIS

This report shall not be reproduced, except in full,
without the written consent of Pace Analytical Services, LLC.

Pace Analytical Services, LLC
7726 Moller Road
Indianapolis, IN 46268
(317)228-3100

QUALITY CONTROL DATA

Project: Harding St Profile 1 Report 2
Pace Project No.: 50315733

QC Batch: 675548
QC Batch Method: EPA 200.2
Analysis Method: EPA 6020
Analysis Description: 6020 MET
Laboratory: Pace Analytical Services - Indianapolis
Associated Lab Samples: 50315733001, 50315733002, 50315733003, 50315733004, 50315733005, 50315733007

METHOD BLANK: 3110481 Matrix: Water
Associated Lab Samples: 50315733001, 50315733002, 50315733003, 50315733004, 50315733005, 50315733007

Parameter	Units	Blank Result	Reporting Limit	Analyzed	Qualifiers
Antimony	ug/L	ND	1.0	05/13/22 02:02	
Arsenic	ug/L	ND	1.0	05/13/22 02:02	
Cobalt	ug/L	ND	1.0	05/13/22 02:02	
Selenium	ug/L	ND	1.0	05/13/22 02:02	

LABORATORY CONTROL SAMPLE: 3110482

Parameter	Units	Spike Conc.	LCS Result	LCS % Rec	% Rec Limits	Qualifiers
Antimony	ug/L	40	41.7	104	80-120	
Arsenic	ug/L	40	39.4	99	80-120	
Cobalt	ug/L	40	40.3	101	80-120	
Selenium	ug/L	40	40.1	100	80-120	

MATRIX SPIKE & MATRIX SPIKE DUPLICATE: 3110483 3110484

Parameter	Units	50315733002 Result	MS Spike Conc.	MSD Spike Conc.	MS Result	MSD Result	MS % Rec	MSD % Rec	% Rec Limits	RPD	Max RPD	Qual
Antimony	ug/L	ND	40	40	45.3	42.8	113	107	75-125	6	20	
Arsenic	ug/L	ND	40	40	39.4	38.5	98	96	75-125	2	20	
Cobalt	ug/L	ND	40	40	41.1	38.2	103	95	75-125	7	20	
Selenium	ug/L	ND	40	40	39.6	39.3	98	98	75-125	1	20	

Results presented on this page are in the units indicated by the "Units" column except where an alternate unit is presented to the right of the result.

REPORT OF LABORATORY ANALYSIS

This report shall not be reproduced, except in full,
without the written consent of Pace Analytical Services, LLC.

Pace Analytical Services, LLC
7726 Moller Road
Indianapolis, IN 46268
(317)228-3100

QUALITY CONTROL DATA

Project: Harding St Profile 1 Report 2
Pace Project No.: 50315733

QC Batch: 675775 | Analysis Method: SM 2320B
QC Batch Method: SM 2320B | Analysis Description: 2320B Alkalinity
Laboratory: Pace Analytical Services - Indianapolis
Associated Lab Samples: 50315733001, 50315733002, 50315733003, 50315733004, 50315733005

METHOD BLANK: 3111544 Matrix: Water
Associated Lab Samples: 50315733001, 50315733002, 50315733003, 50315733004, 50315733005

Parameter	Units	Blank Result	Reporting Limit	Analyzed	Qualifiers
Alkalinity, Total as CaCO3	mg/L	ND	2.0	05/13/22 14:51	
Alkalinity,Bicarbonate (CaCO3)	mg/L	ND	2.0	05/13/22 14:51	
Alkalinity,Carbonate (CaCO3)	mg/L	ND	2.0	05/13/22 14:51	

LABORATORY CONTROL SAMPLE: 3111545

Parameter	Units	Spike Conc.	LCS Result	LCS % Rec	% Rec Limits	Qualifiers
Alkalinity, Total as CaCO3	mg/L	50	49.5	99	90-110	

SAMPLE DUPLICATE: 3111546

Parameter	Units	50315730006 Result	Dup Result	RPD	Max RPD	Qualifiers
Alkalinity, Total as CaCO3	mg/L	252	256	2	20	
Alkalinity,Bicarbonate (CaCO3)	mg/L	252	256	2	20	
Alkalinity,Carbonate (CaCO3)	mg/L	ND	ND		20	

SAMPLE DUPLICATE: 3111547

Parameter	Units	50315733002 Result	Dup Result	RPD	Max RPD	Qualifiers
Alkalinity, Total as CaCO3	mg/L	252	252	0	20	
Alkalinity,Bicarbonate (CaCO3)	mg/L	252	252	0	20	
Alkalinity,Carbonate (CaCO3)	mg/L	ND	ND		20	

Results presented on this page are in the units indicated by the "Units" column except where an alternate unit is presented to the right of the result.

REPORT OF LABORATORY ANALYSIS

This report shall not be reproduced, except in full,
without the written consent of Pace Analytical Services, LLC.

Pace Analytical Services, LLC
7726 Moller Road
Indianapolis, IN 46268
(317)228-3100

QUALITY CONTROL DATA

Project: Harding St Profile 1 Report 2
Pace Project No.: 50315733

QC Batch: 675776
QC Batch Method: SM 2320B
Analysis Method: SM 2320B
Analysis Description: 2320B Alkalinity
Laboratory: Pace Analytical Services - Indianapolis
Associated Lab Samples: 50315733007

METHOD BLANK: 3111548 Matrix: Water
Associated Lab Samples: 50315733007

Parameter	Units	Blank Result	Reporting Limit	Analyzed	Qualifiers
Alkalinity, Total as CaCO3	mg/L	ND	2.0	05/12/22 14:47	
Alkalinity,Bicarbonate (CaCO3)	mg/L	ND	2.0	05/12/22 14:47	
Alkalinity,Carbonate (CaCO3)	mg/L	ND	2.0	05/12/22 14:47	

LABORATORY CONTROL SAMPLE: 3111549

Parameter	Units	Spike Conc.	LCS Result	LCS % Rec	% Rec Limits	Qualifiers
Alkalinity, Total as CaCO3	mg/L	50	47.0	94	90-110	

SAMPLE DUPLICATE: 3111550

Parameter	Units	50315564008 Result	Dup Result	RPD	Max RPD	Qualifiers
Alkalinity, Total as CaCO3	mg/L	115	118	3	20	
Alkalinity,Bicarbonate (CaCO3)	mg/L	115	118	3	20	
Alkalinity,Carbonate (CaCO3)	mg/L	ND	ND		20	

SAMPLE DUPLICATE: 3111551

Parameter	Units	50315566001 Result	Dup Result	RPD	Max RPD	Qualifiers
Alkalinity, Total as CaCO3	mg/L	255	259	2	20	
Alkalinity,Bicarbonate (CaCO3)	mg/L	255	259	2	20	
Alkalinity,Carbonate (CaCO3)	mg/L	ND	ND		20	

Results presented on this page are in the units indicated by the "Units" column except where an alternate unit is presented to the right of the result.

REPORT OF LABORATORY ANALYSIS

This report shall not be reproduced, except in full,
without the written consent of Pace Analytical Services, LLC.

Pace Analytical Services, LLC
7726 Moller Road
Indianapolis, IN 46268
(317)228-3100

QUALITY CONTROL DATA

Project: Harding St Profile 1 Report 2
Pace Project No.: 50315733

QC Batch: 675556
QC Batch Method: SM 2540C
Analysis Method: SM 2540C
Analysis Description: 2540C Total Dissolved Solids
Laboratory: Pace Analytical Services - Indianapolis
Associated Lab Samples: 50315733001

METHOD BLANK: 3110504 Matrix: Water
Associated Lab Samples: 50315733001

Parameter	Units	Blank Result	Reporting Limit	Analyzed	Qualifiers
Total Dissolved Solids	mg/L	ND	10.0	05/11/22 13:22	

LABORATORY CONTROL SAMPLE: 3110505

Parameter	Units	Spike Conc.	LCS Result	LCS % Rec	% Rec Limits	Qualifiers
Total Dissolved Solids	mg/L	300	281	94	80-120	

SAMPLE DUPLICATE: 3110506

Parameter	Units	50315718001 Result	Dup Result	RPD	Max RPD	Qualifiers
Total Dissolved Solids	mg/L	703	713	1	10	

SAMPLE DUPLICATE: 3110507

Parameter	Units	50315730005 Result	Dup Result	RPD	Max RPD	Qualifiers
Total Dissolved Solids	mg/L	678	698	3	10	

Results presented on this page are in the units indicated by the "Units" column except where an alternate unit is presented to the right of the result.

REPORT OF LABORATORY ANALYSIS

This report shall not be reproduced, except in full,
without the written consent of Pace Analytical Services, LLC.

Pace Analytical Services, LLC
7726 Moller Road
Indianapolis, IN 46268
(317)228-3100

QUALITY CONTROL DATA

Project: Harding St Profile 1 Report 2
Pace Project No.: 50315733

QC Batch: 675557 | Analysis Method: SM 2540C
QC Batch Method: SM 2540C | Analysis Description: 2540C Total Dissolved Solids
Laboratory: Pace Analytical Services - Indianapolis
Associated Lab Samples: 50315733002, 50315733003, 50315733004, 50315733005, 50315733007

METHOD BLANK: 3110508 Matrix: Water
Associated Lab Samples: 50315733002, 50315733003, 50315733004, 50315733005, 50315733007

Parameter	Units	Blank Result	Reporting Limit	Analyzed	Qualifiers
Total Dissolved Solids	mg/L	ND	10.0	05/11/22 14:56	

LABORATORY CONTROL SAMPLE: 3110509

Parameter	Units	Spike Conc.	LCS Result	LCS % Rec	% Rec Limits	Qualifiers
Total Dissolved Solids	mg/L	300	289	96	80-120	

SAMPLE DUPLICATE: 3110510

Parameter	Units	50315733002 Result	Dup Result	RPD	Max RPD	Qualifiers
Total Dissolved Solids	mg/L	535	552	3	10	

SAMPLE DUPLICATE: 3110511

Parameter	Units	50315786003 Result	Dup Result	RPD	Max RPD	Qualifiers
Total Dissolved Solids	mg/L	1120	1080	3	10	

Results presented on this page are in the units indicated by the "Units" column except where an alternate unit is presented to the right of the result.

REPORT OF LABORATORY ANALYSIS

This report shall not be reproduced, except in full,
without the written consent of Pace Analytical Services, LLC.

Pace Analytical Services, LLC
7726 Moller Road
Indianapolis, IN 46268
(317)228-3100

QUALITY CONTROL DATA

Project: Harding St Profile 1 Report 2
Pace Project No.: 50315733

QC Batch: 676173
QC Batch Method: SM 4500-H+B
Analysis Method: SM 4500-H+B
Analysis Description: 4500H+B pH
Laboratory: Pace Analytical Services - Indianapolis
Associated Lab Samples: 50315733001, 50315733002, 50315733003, 50315733004, 50315733005, 50315733007

SAMPLE DUPLICATE: 3113485

Parameter	Units	50315718001 Result	Dup Result	RPD	Max RPD	Qualifiers
pH at 25 Degrees C	Std. Units	7.8	7.8	0	2	H3

SAMPLE DUPLICATE: 3113486

Parameter	Units	50315730005 Result	Dup Result	RPD	Max RPD	Qualifiers
pH at 25 Degrees C	Std. Units	7.7	7.7	0	2	H3

SAMPLE DUPLICATE: 3113487

Parameter	Units	50315733002 Result	Dup Result	RPD	Max RPD	Qualifiers
pH at 25 Degrees C	Std. Units	7.5	7.5	0	2	H3

Results presented on this page are in the units indicated by the "Units" column except where an alternate unit is presented to the right of the result.

REPORT OF LABORATORY ANALYSIS

This report shall not be reproduced, except in full,
without the written consent of Pace Analytical Services, LLC.

Pace Analytical Services, LLC
7726 Moller Road
Indianapolis, IN 46268
(317)228-3100

QUALITY CONTROL DATA

Project: Harding St Profile 1 Report 2
Pace Project No.: 50315733

QC Batch: 674956 — Analysis Method: SM 4500-S2-D
QC Batch Method: SM 4500-S2-D — Analysis Description: 4500S2D Sulfide Water
Laboratory: Pace Analytical Services - Indianapolis
Associated Lab Samples: 50315733001, 50315733002, 50315733003, 50315733004, 50315733005, 50315733007

METHOD BLANK: 3108153 — Matrix: Water
Associated Lab Samples: 50315733001, 50315733002, 50315733003, 50315733004, 50315733005, 50315733007

Parameter	Units	Blank Result	Reporting Limit	Analyzed	Qualifiers
Sulfide	mg/L	ND	0.10	05/07/22 09:11	

LABORATORY CONTROL SAMPLE: 3108154

Parameter	Units	Spike Conc.	LCS Result	LCS % Rec	% Rec Limits	Qualifiers
Sulfide	mg/L	0.5	0.54	107	90-110	

MATRIX SPIKE & MATRIX SPIKE DUPLICATE: 3108155 3108156

Parameter	Units	50315733002 Result	MS Spike Conc.	MSD Spike Conc.	MS Result	MSD Result	MS % Rec	MSD % Rec	% Rec Limits	RPD	Max RPD	Qual
Sulfide	mg/L	ND	0.5	0.5	0.43	0.41	86	82	90-110	5	20	M3

MATRIX SPIKE SAMPLE: 3108157

Parameter	Units	50315777001 Result	Spike Conc.	MS Result	MS % Rec	% Rec Limits	Qualifiers
Sulfide	mg/L	ND	0.5	0.34	69	90-110	M0

Results presented on this page are in the units indicated by the "Units" column except where an alternate unit is presented to the right of the result.

REPORT OF LABORATORY ANALYSIS

This report shall not be reproduced, except in full,
without the written consent of Pace Analytical Services, LLC.

Pace Analytical Services, LLC
7726 Moller Road
Indianapolis, IN 46268
(317)228-3100

QUALITY CONTROL DATA

Project: Harding St Profile 1 Report 2
Pace Project No.: 50315733

QC Batch: 675312 | Analysis Method: HACH 8146
QC Batch Method: HACH 8146 | Analysis Description: Iron, Ferrous
Laboratory: Pace Analytical Services - Indianapolis
Associated Lab Samples: 50315733001, 50315733002, 50315733003, 50315733004, 50315733005, 50315733007

METHOD BLANK: 3109491 Matrix: Water
Associated Lab Samples: 50315733001, 50315733002, 50315733003, 50315733004, 50315733005, 50315733007

Parameter	Units	Blank Result	Reporting Limit	Analyzed	Qualifiers
Iron, Ferrous	mg/L	ND	0.20	05/10/22 15:13	H3,N2

LABORATORY CONTROL SAMPLE: 3109492

Parameter	Units	Spike Conc.	LCS Result	LCS % Rec	% Rec Limits	Qualifiers
Iron, Ferrous	mg/L	1	1.0	100	90-110	H3,N2

MATRIX SPIKE & MATRIX SPIKE DUPLICATE: 3109493 3109494

Parameter	Units	50315733002 Result	MS Spike Conc.	MSD Spike Conc.	MS Result	MSD Result	MS % Rec	MSD % Rec	% Rec Limits	RPD	Max RPD	Qual
Iron, Ferrous	mg/L	ND	1	1	1.1	1.1	101	103	90-110	1	20	H3,N2

MATRIX SPIKE & MATRIX SPIKE DUPLICATE: 3109495 3109496

Parameter	Units	50315836008 Result	MS Spike Conc.	MSD Spike Conc.	MS Result	MSD Result	MS % Rec	MSD % Rec	% Rec Limits	RPD	Max RPD	Qual
Iron, Ferrous	mg/L	ND	1	1	1.0	1.0	103	104	90-110	1	20	H3,N2

Results presented on this page are in the units indicated by the "Units" column except where an alternate unit is presented to the right of the result.

REPORT OF LABORATORY ANALYSIS

This report shall not be reproduced, except in full,
without the written consent of Pace Analytical Services, LLC.

Pace Analytical Services, LLC
7726 Moller Road
Indianapolis, IN 46268
(317)228-3100

QUALITY CONTROL DATA

Project: Harding St Profile 1 Report 2
Pace Project No.: 50315733

QC Batch: 674764
QC Batch Method: EPA 353.2
Analysis Method: EPA 353.2
Analysis Description: 353.2 Nitrate + Nitrite, Unpres.
Laboratory: Pace Analytical Services - Indianapolis
Associated Lab Samples: 50315733001, 50315733002, 50315733003, 50315733004, 50315733005, 50315733007

METHOD BLANK: 3106949 Matrix: Water
Associated Lab Samples: 50315733001, 50315733002, 50315733003, 50315733004, 50315733005, 50315733007

Parameter	Units	Blank Result	Reporting Limit	Analyzed	Qualifiers
Nitrogen, Nitrate	mg/L	ND	0.10	05/06/22 09:05	
Nitrogen, Nitrite	mg/L	ND	0.10	05/06/22 09:05	

LABORATORY CONTROL SAMPLE: 3106950

Parameter	Units	Spike Conc.	LCS Result	LCS % Rec	% Rec Limits	Qualifiers
Nitrogen, Nitrate	mg/L	1	0.98	98	90-110	
Nitrogen, Nitrite	mg/L	1	0.98	98	90-110	

MATRIX SPIKE & MATRIX SPIKE DUPLICATE: 3106951 3106952

Parameter	Units	50315730005 Result	MS Spike Conc.	MSD Spike Conc.	MS Result	MSD Result	MS % Rec	MSD % Rec	% Rec Limits	RPD	Max RPD	Qual
Nitrogen, Nitrate	mg/L	0.15	1	1	1.1	1.1	98	96	90-110	1	20	
Nitrogen, Nitrite	mg/L	ND	1	1	0.95	0.96	95	95	90-110	1	20	

MATRIX SPIKE & MATRIX SPIKE DUPLICATE: 3106953 3106954

Parameter	Units	50315733002 Result	MS Spike Conc.	MSD Spike Conc.	MS Result	MSD Result	MS % Rec	MSD % Rec	% Rec Limits	RPD	Max RPD	Qual
Nitrogen, Nitrate	mg/L	ND	1	1	1.0	1.0	96	96	90-110	0	20	
Nitrogen, Nitrite	mg/L	ND	1	1	0.96	0.96	96	96	90-110	0	20	

Results presented on this page are in the units indicated by the "Units" column except where an alternate unit is presented to the right of the result.

REPORT OF LABORATORY ANALYSIS

This report shall not be reproduced, except in full,
without the written consent of Pace Analytical Services, LLC.

Pace Analytical Services, LLC
7726 Moller Road
Indianapolis, IN 46268
(317)228-3100

QUALITY CONTROL DATA

Project: Harding St Profile 1 Report 2
Pace Project No.: 50315733

QC Batch: 675359
QC Batch Method: EPA 365.1
Analysis Method: EPA 365.1
Analysis Description: 365.1 Total Phosphorus
Laboratory: Pace Analytical Services - Indianapolis
Associated Lab Samples: 50315733001, 50315733003, 50315733004, 50315733005

METHOD BLANK: 3109647 Matrix: Water
Associated Lab Samples: 50315733001, 50315733003, 50315733004, 50315733005

Parameter	Units	Blank Result	Reporting Limit	Analyzed	Qualifiers
Phosphate as P04	mg/L	ND	0.15	05/13/22 14:32	

LABORATORY CONTROL SAMPLE: 3109648

Parameter	Units	Spike Conc.	LCS Result	LCS % Rec	% Rec Limits	Qualifiers
Phosphate as P04	mg/L		1.4			

MATRIX SPIKE & MATRIX SPIKE DUPLICATE: 3109649 3109650

Parameter	Units	50315730005 Result	MS Spike Conc.	MSD Spike Conc.	MS Result	MSD Result	MS % Rec	MSD % Rec	% Rec Limits	RPD	Max RPD	Qual
Phosphate as P04	mg/L	0.73			2.3	2.3				0		

Results presented on this page are in the units indicated by the "Units" column except where an alternate unit is presented to the right of the result.

REPORT OF LABORATORY ANALYSIS

This report shall not be reproduced, except in full,
without the written consent of Pace Analytical Services, LLC.

Pace Analytical Services, LLC
7726 Moller Road
Indianapolis, IN 46268
(317)228-3100

QUALITY CONTROL DATA

Project: Harding St Profile 1 Report 2
Pace Project No.: 50315733

QC Batch: 675362
QC Batch Method: EPA 365.1
Analysis Method: EPA 365.1
Analysis Description: 365.1 Total Phosphorus
Laboratory: Pace Analytical Services - Indianapolis
Associated Lab Samples: 50315733002, 50315733007

METHOD BLANK: 3109659 Matrix: Water
Associated Lab Samples: 50315733002, 50315733007

Parameter	Units	Blank Result	Reporting Limit	Analyzed	Qualifiers
Phosphate as P04	mg/L	ND	0.15	05/13/22 14:42	

LABORATORY CONTROL SAMPLE: 3109660

Parameter	Units	Spike Conc.	LCS Result	LCS % Rec	% Rec Limits	Qualifiers
Phosphate as P04	mg/L		1.4			

MATRIX SPIKE & MATRIX SPIKE DUPLICATE: 3109661 3109662

Parameter	Units	50315733002 Result	MS Spike Conc.	MSD Spike Conc.	MS Result	MSD Result	MS % Rec	MSD % Rec	% Rec Limits	RPD	Max RPD	Qual
Phosphate as P04	mg/L	ND			1.5	1.7				8		

MATRIX SPIKE SAMPLE: 3109663

Parameter	Units	50315807001 Result	Spike Conc.	MS Result	MS % Rec	% Rec Limits	Qualifiers
Phosphate as P04	mg/L	5.5		7.4			

Results presented on this page are in the units indicated by the "Units" column except where an alternate unit is presented to the right of the result.

REPORT OF LABORATORY ANALYSIS

This report shall not be reproduced, except in full,
without the written consent of Pace Analytical Services, LLC.

Pace Analytical Services, LLC
7726 Moller Road
Indianapolis, IN 46268
(317)228-3100

QUALITY CONTROL DATA

Project: Harding St Profile 1 Report 2
Pace Project No.: 50315733

QC Batch: 675018 | Analysis Method: SM 5310C
QC Batch Method: SM 5310C | Analysis Description: 5310C Total Organic Carbon
Laboratory: Pace Analytical Services - Indianapolis
Associated Lab Samples: 50315733001, 50315733004, 50315733005

METHOD BLANK: 3108517 Matrix: Water
Associated Lab Samples: 50315733001, 50315733004, 50315733005

Parameter	Units	Blank Result	Reporting Limit	Analyzed	Qualifiers
Total Organic Carbon	mg/L	ND	1.0	05/12/22 20:20	

LABORATORY CONTROL SAMPLE: 3108518

Parameter	Units	Spike Conc.	LCS Result	LCS % Rec	% Rec Limits	Qualifiers
Total Organic Carbon	mg/L	10	9.8	98	90-110	

MATRIX SPIKE & MATRIX SPIKE DUPLICATE: 3108519 3108520

Parameter	Units	50315730005 Result	MS Spike Conc.	MSD Spike Conc.	MS Result	MSD Result	MS % Rec	MSD % Rec	% Rec Limits	RPD	Max RPD	Qual
Total Organic Carbon	mg/L	2.0	10	10	11.8	12.1	98	101	80-120	3	20	

MATRIX SPIKE SAMPLE: 3108521

Parameter	Units	50315730008 Result	Spike Conc.	MS Result	MS % Rec	% Rec Limits	Qualifiers
Total Organic Carbon	mg/L	3.0	10	12.6	96	80-120	

Results presented on this page are in the units indicated by the "Units" column except where an alternate unit is presented to the right of the result.

REPORT OF LABORATORY ANALYSIS

This report shall not be reproduced, except in full,
without the written consent of Pace Analytical Services, LLC.

Pace Analytical Services, LLC
7726 Moller Road
Indianapolis, IN 46268
(317)228-3100

QUALITY CONTROL DATA

Project: Harding St Profile 1 Report 2
Pace Project No.: 50315733

QC Batch: 676186 | Analysis Method: SM 5310C
QC Batch Method: SM 5310C | Analysis Description: 5310C Total Organic Carbon
Laboratory: Pace Analytical Services - Indianapolis
Associated Lab Samples: 50315733002, 50315733003, 50315733007

METHOD BLANK: 3113651 Matrix: Water
Associated Lab Samples: 50315733002, 50315733003, 50315733007

Parameter	Units	Blank Result	Reporting Limit	Analyzed	Qualifiers
Total Organic Carbon	mg/L	ND	1.0	05/13/22 17:42	

LABORATORY CONTROL SAMPLE: 3113652

Parameter	Units	Spike Conc.	LCS Result	LCS % Rec	% Rec Limits	Qualifiers
Total Organic Carbon	mg/L	10	9.7	97	90-110	

MATRIX SPIKE & MATRIX SPIKE DUPLICATE: 3113653 3113654

Parameter	Units	50315733002 Result	MS Spike Conc.	MSD Spike Conc.	MS Result	MSD Result	MS % Rec	MSD % Rec	% Rec Limits	RPD	Max RPD	Qual
Total Organic Carbon	mg/L	2.7	10	10	11.9	11.8	92	91	80-120	1	20	

MATRIX SPIKE & MATRIX SPIKE DUPLICATE: 3113655 3113656

Parameter	Units	50315751001 Result	MS Spike Conc.	MSD Spike Conc.	MS Result	MSD Result	MS % Rec	MSD % Rec	% Rec Limits	RPD	Max RPD	Qual
Total Organic Carbon	mg/L	15.9	40	40	52.1	57.8	91	105	80-120	10	20	

Results presented on this page are in the units indicated by the "Units" column except where an alternate unit is presented to the right of the result.

REPORT OF LABORATORY ANALYSIS

This report shall not be reproduced, except in full,
without the written consent of Pace Analytical Services, LLC.

Pace Analytical Services, LLC
7726 Moller Road
Indianapolis, IN 46268
(317)228-3100

QUALITY CONTROL DATA

Project: Harding St Profile 1 Report 2
Pace Project No.: 50315733

QC Batch: 676497 — Analysis Method: SM 5310C
QC Batch Method: SM 5310C — Analysis Description: 5310C Dissolved Organic Carbon
Laboratory: Pace Analytical Services - Indianapolis
Associated Lab Samples: 50315733001, 50315733002, 50315733003, 50315733004, 50315733007

METHOD BLANK: 3114854 Matrix: Water
Associated Lab Samples: 50315733001, 50315733002, 50315733003, 50315733004, 50315733007

Parameter	Units	Blank Result	Reporting Limit	Analyzed	Qualifiers
Dissolved Organic Carbon	mg/L	ND	1.0	05/17/22 08:47	

LABORATORY CONTROL SAMPLE: 3114855

Parameter	Units	Spike Conc.	LCS Result	LCS % Rec	% Rec Limits	Qualifiers
Dissolved Organic Carbon	mg/L	10	10.5	105	90-110	

MATRIX SPIKE & MATRIX SPIKE DUPLICATE: 3114856 3114857

Parameter	Units	50315730005 Result	MS Spike Conc.	MSD Spike Conc.	MS Result	MSD Result	MS % Rec	MSD % Rec	% Rec Limits	RPD	Max RPD	Qual
Dissolved Organic Carbon	mg/L	1.7	10	10	12.1	13.3	104	115	80-120	9	20	

MATRIX SPIKE & MATRIX SPIKE DUPLICATE: 3114858 3114859

Parameter	Units	50315733002 Result	MS Spike Conc.	MSD Spike Conc.	MS Result	MSD Result	MS % Rec	MSD % Rec	% Rec Limits	RPD	Max RPD	Qual
Dissolved Organic Carbon	mg/L	2.7	10	10	13.3	12.8	106	101	80-120	4	20	

Results presented on this page are in the units indicated by the "Units" column except where an alternate unit is presented to the right of the result.

REPORT OF LABORATORY ANALYSIS

This report shall not be reproduced, except in full,
without the written consent of Pace Analytical Services, LLC.

Pace Analytical Services, LLC
7726 Moller Road
Indianapolis, IN 46268
(317)228-3100

ANALYTICAL RESULTS - RADIOCHEMISTRY

Project: Harding St Profile 1 Report 2
Pace Project No.: 50315733

Sample: MW-103S **Lab ID: 50315733001** Collected: 05/04/22 13:50 Received: 05/05/22 15:10 Matrix: Water
PWS: Site ID: Sample Type:

Parameters	Method	Act ± Unc (MDC) Carr Trac	Units	Analyzed	CAS No.	Qual
	Pace Analytical Services - Greensburg					
Radium-226	EPA 903.1	**-0.304 ± 0.422 (1.07) C:NA T:90%**	pCi/L	06/10/22 12:05	13982-63-3	
	Pace Analytical Services - Greensburg					
Radium-228	EPA 904.0	**0.832 ± 0.453 (0.828) C:76% T:87%**	pCi/L	06/04/22 15:03	15262-20-1	
	Pace Analytical Services - Greensburg					
Total Radium	Total Radium Calculation	**0.832 ± 0.875 (1.90)**	pCi/L	06/13/22 15:00	7440-14-4	

This report shall not be reproduced, except in full,
without the written consent of Pace Analytical Services, LLC.

Pace Analytical Services, LLC
7726 Moller Road
Indianapolis, IN 46268
(317)228-3100

ANALYTICAL RESULTS - RADIOCHEMISTRY

Project: Harding St Profile 1 Report 2
Pace Project No.: 50315733

Sample: MW-103I **Lab ID: 50315733002** Collected: 05/04/22 11:15 Received: 05/05/22 15:10 Matrix: Water
PWS: Site ID: Sample Type:

Parameters	Method	Act ± Unc (MDC) Carr Trac	Units	Analyzed	CAS No.	Qual
	Pace Analytical Services - Greensburg					
Radium-226	EPA 903.1	**0.956 ± 0.517 (0.522) C:NA T:91%**	pCi/L	06/10/22 12:05	13982-63-3	
	Pace Analytical Services - Greensburg					
Radium-228	EPA 904.0	**1.66 ± 0.518 (0.655) C:83% T:87%**	pCi/L	06/04/22 15:03	15262-20-1	
	Pace Analytical Services - Greensburg					
Total Radium	Total Radium Calculation	**2.62 ± 1.04 (1.18)**	pCi/L	06/13/22 15:00	7440-14-4	

REPORT OF LABORATORY ANALYSIS

This report shall not be reproduced, except in full,
without the written consent of Pace Analytical Services, LLC.

Pace Analytical Services, LLC
7726 Moller Road
Indianapolis, IN 46268
(317)228-3100

ANALYTICAL RESULTS - RADIOCHEMISTRY

Project: Harding St Profile 1 Report 2
Pace Project No.: 50315733

Sample: MW-103D **Lab ID: 50315733003** Collected: 05/04/22 12:50 Received: 05/05/22 15:10 Matrix: Water
PWS: Site ID: Sample Type:

Parameters	Method	Act ± Unc (MDC) Carr Trac	Units	Analyzed	CAS No.	Qual
	Pace Analytical Services - Greensburg					
Radium-226	EPA 903.1	**0.728 ± 0.732 (1.15) C:NA T:87%**	pCi/L	06/10/22 12:05	13982-63-3	
	Pace Analytical Services - Greensburg					
Radium-228	EPA 904.0	**1.17 ± 0.469 (0.748) C:80% T:89%**	pCi/L	06/04/22 15:03	15262-20-1	
	Pace Analytical Services - Greensburg					
Total Radium	Total Radium Calculation	**1.90 ± 1.20 (1.90)**	pCi/L	06/13/22 15:00	7440-14-4	

REPORT OF LABORATORY ANALYSIS

This report shall not be reproduced, except in full,
without the written consent of Pace Analytical Services, LLC.

Pace Analytical Services, LLC
7726 Moller Road
Indianapolis, IN 46268
(317)228-3100

ANALYTICAL RESULTS - RADIOCHEMISTRY

Project: Harding St Profile 1 Report 2
Pace Project No.: 50315733

Sample: PZ-101S **Lab ID: 50315733004** Collected: 05/04/22 15:10 Received: 05/05/22 15:10 Matrix: Water
PWS: Site ID: Sample Type:

Parameters	Method	Act ± Unc (MDC) Carr Trac	Units	Analyzed	CAS No.	Qual
	Pace Analytical Services - Greensburg					
Radium-226	EPA 903.1	**0.947 ± 0.758 (1.13) C:NA T:90%**	pCi/L	06/10/22 12:05	13982-63-3	
	Pace Analytical Services - Greensburg					
Radium-228	EPA 904.0	**0.895 ± 0.479 (0.860) C:71% T:82%**	pCi/L	06/04/22 15:03	15262-20-1	
	Pace Analytical Services - Greensburg					
Total Radium	Total Radium Calculation	**1.84 ± 1.24 (1.99)**	pCi/L	06/13/22 15:00	7440-14-4	

REPORT OF LABORATORY ANALYSIS

This report shall not be reproduced, except in full,
without the written consent of Pace Analytical Services, LLC.

Pace Analytical Services, LLC
7726 Moller Road
Indianapolis, IN 46268
(317)228-3100

ANALYTICAL RESULTS - RADIOCHEMISTRY

Project: Harding St Profile 1 Report 2
Pace Project No.: 50315733

Sample: FB **Lab ID: 50315733005** Collected: 05/04/22 13:50 Received: 05/05/22 15:10 Matrix: Water
PWS: Site ID: Sample Type:

Parameters	Method	Act ± Unc (MDC) Carr Trac	Units	Analyzed	CAS No.	Qual
	Pace Analytical Services - Greensburg					
Radium-226	EPA 903.1	**-0.346 ± 0.409 (1.04) C:NA T:95%**	pCi/L	06/10/22 12:19	13982-63-3	
	Pace Analytical Services - Greensburg					
Radium-228	EPA 904.0	**0.139 ± 0.279 (0.616) C:79% T:83%**	pCi/L	06/04/22 15:04	15262-20-1	
	Pace Analytical Services - Greensburg					
Total Radium	Total Radium Calculation	**0.139 ± 0.688 (1.66)**	pCi/L	06/13/22 15:00	7440-14-4	

REPORT OF LABORATORY ANALYSIS

This report shall not be reproduced, except in full,
without the written consent of Pace Analytical Services, LLC.

Pace Analytical Services, LLC
7726 Moller Road
Indianapolis, IN 46268
(317)228-3100

ANALYTICAL RESULTS - RADIOCHEMISTRY

Project: Harding St Profile 1 Report 2
Pace Project No.: 50315733

Sample: PZ-101D **Lab ID: 50315733007** Collected: 05/04/22 15:18 Received: 05/05/22 15:10 Matrix: Water
PWS: Site ID: Sample Type:

Parameters	Method	Act ± Unc (MDC) Carr Trac	Units	Analyzed	CAS No.	Qual
	Pace Analytical Services - Greensburg					
Radium-226	EPA 903.1	**0.0783 ± 0.406 (0.843) C:NA T:86%**	pCi/L	06/10/22 12:19	13982-63-3	
	Pace Analytical Services - Greensburg					
Radium-228	EPA 904.0	**1.31 ± 0.443 (0.596) C:81% T:91%**	pCi/L	06/04/22 15:04	15262-20-1	
	Pace Analytical Services - Greensburg					
Total Radium	Total Radium Calculation	**1.39 ± 0.849 (1.44)**	pCi/L	06/13/22 15:00	7440-14-4	

REPORT OF LABORATORY ANALYSIS

This report shall not be reproduced, except in full,
without the written consent of Pace Analytical Services, LLC.

Pace Analytical Services, LLC
7726 Moller Road
Indianapolis, IN 46268
(317)228-3100

ANALYTICAL RESULTS - RADIOCHEMISTRY

Project: Harding St Profile 1 Report 2
Pace Project No.: 50315733

Sample: MW-103I RAD MS **Lab ID: 50315733008** Collected: 05/04/22 11:15 Received: 05/05/22 15:10 Matrix: Water
PWS: Site ID: Sample Type:

Parameters	Method	Act ± Unc (MDC) Carr Trac	Units	Analyzed	CAS No.	Qual
		Pace Analytical Services - Greensburg				
Radium-226	EPA 903.1	**99.80 %REC ± NA (NA) C:NA T:9NA%**	pCi/L	06/10/22 12:19	13982-63-3	
		Pace Analytical Services - Greensburg				
Radium-228	EPA 904.0	**91.22 %REC ± NA (NA) C:NA T:NA**	pCi/L	06/04/22 15:05	15262-20-1	

This report shall not be reproduced, except in full,
without the written consent of Pace Analytical Services, LLC.

Pace Analytical Services, LLC
7726 Moller Road
Indianapolis, IN 46268
(317)228-3100

ANALYTICAL RESULTS - RADIOCHEMISTRY

Project: Harding St Profile 1 Report 2
Pace Project No.: 50315733

Sample: MW-103I RAD MSD **Lab ID: 50315733009** Collected: 05/04/22 11:15 Received: 05/05/22 15:10 Matrix: Water
PWS: Site ID: Sample Type:

Parameters	Method	Act ± Unc (MDC) Carr Trac	Units	Analyzed	CAS No.	Qual
	Pace Analytical Services - Greensburg					
Radium-226	EPA 903.1	**99.79 %REC 0.01 RPD ± NA (NA) C:NA T:9NA%**	pCi/L	06/10/22 12:19	13982-63-3	
	Pace Analytical Services - Greensburg					
Radium-228	EPA 904.0	**117.41 %REC 25.11 RPD ± NA (NA) C:NA T:NA**	pCi/L	06/04/22 15:05	15262-20-1	

This report shall not be reproduced, except in full,
without the written consent of Pace Analytical Services, LLC.

Pace Analytical Services, LLC
7726 Moller Road
Indianapolis, IN 46268
(317)228-3100

QUALITY CONTROL - RADIOCHEMISTRY

Project: Harding St Profile 1 Report 2
Pace Project No.: 50315733

QC Batch: 505223
QC Batch Method: EPA 904.0
Analysis Method: EPA 904.0
Analysis Description: 904.0 Radium 228
Laboratory: Pace Analytical Services - Greensburg
Associated Lab Samples: 50315733001, 50315733002, 50315733003, 50315733004, 50315733005, 50315733007, 50315733008, 50315733009

METHOD BLANK: 2447130 Matrix: Water
Associated Lab Samples: 50315733001, 50315733002, 50315733003, 50315733004, 50315733005, 50315733007, 50315733008, 50315733009

Parameter	Act ± Unc (MDC) Carr Trac	Units	Analyzed	Qualifiers
Radium-228	0.561 ± 0.292 (0.498) C:82% T:95%	pCi/L	06/04/22 15:04	

Results presented on this page are in the units indicated by the "Units" column except where an alternate unit is presented to the right of the result.

REPORT OF LABORATORY ANALYSIS

This report shall not be reproduced, except in full,
without the written consent of Pace Analytical Services, LLC.

Pace Analytical Services, LLC
7726 Moller Road
Indianapolis, IN 46268
(317)228-3100

QUALITY CONTROL - RADIOCHEMISTRY

Project: Harding St Profile 1 Report 2
Pace Project No.: 50315733

QC Batch: 505222 Analysis Method: EPA 903.1
QC Batch Method: EPA 903.1 Analysis Description: 903.1 Radium-226
Laboratory: Pace Analytical Services - Greensburg
Associated Lab Samples: 50315733001, 50315733002, 50315733003, 50315733004, 50315733005, 50315733007, 50315733008, 50315733009

METHOD BLANK: 2447105 Matrix: Water
Associated Lab Samples: 50315733001, 50315733002, 50315733003, 50315733004, 50315733005, 50315733007, 50315733008, 50315733009

Parameter	Act ± Unc (MDC) Carr Trac	Units	Analyzed	Qualifiers
Radium-226	-0.121 ± 0.375 (0.853) C:NA T:87%	pCi/L	06/10/22 11:52	

Results presented on this page are in the units indicated by the "Units" column except where an alternate unit is presented to the right of the result.

REPORT OF LABORATORY ANALYSIS

This report shall not be reproduced, except in full,
without the written consent of Pace Analytical Services, LLC.

Pace Analytical Services, LLC
7726 Moller Road
Indianapolis, IN 46268
(317)228-3100

QUALIFIERS

Project: Harding St Profile 1 Report 2
Pace Project No.: 50315733

DEFINITIONS

DF - Dilution Factor, if reported, represents the factor applied to the reported data due to dilution of the sample aliquot.

ND - Not Detected at or above adjusted reporting limit.

TNTC - Too Numerous To Count

J - Estimated concentration above the adjusted method detection limit and below the adjusted reporting limit.

MDL - Adjusted Method Detection Limit.

PQL - Practical Quantitation Limit.

RL - Reporting Limit - The lowest concentration value that meets project requirements for quantitative data with known precision and bias for a specific analyte in a specific matrix.

S - Surrogate

1,2-Diphenylhydrazine decomposes to and cannot be separated from Azobenzene using Method 8270. The result for each analyte is a combined concentration.

Consistent with EPA guidelines, unrounded data are displayed and have been used to calculate % recovery and RPD values.

LCS(D) - Laboratory Control Sample (Duplicate)

MS(D) - Matrix Spike (Duplicate)

DUP - Sample Duplicate

RPD - Relative Percent Difference

NC - Not Calculable.

SG - Silica Gel - Clean-Up

U - Indicates the compound was analyzed for, but not detected.

N-Nitrosodiphenylamine decomposes and cannot be separated from Diphenylamine using Method 8270. The result reported for each analyte is a combined concentration.

Reported results are not rounded until the final step prior to reporting. Therefore, calculated parameters that are typically reported as "Total" may vary slightly from the sum of the reported component parameters.

Act - Activity

Unc - Uncertainty: SDWA = 1.96 sigma count uncertainty, all other matrices = Expanded Uncertainty (95% confidence interval). Gamma Spec = Expanded Uncertainty (95.4% Confidence Interval)

(MDC) - Minimum Detectable Concentration

Trac - Tracer Recovery (%)

Carr - Carrier Recovery (%)

Pace Analytical is TNI accredited. Contact your Pace PM for the current list of accredited analytes.

TNI - The NELAC Institute.

ANALYTE QUALIFIERS

H3	Sample was received or analysis requested beyond the recognized method holding time.
M0	Matrix spike recovery and/or matrix spike duplicate recovery was outside laboratory control limits.
M3	Matrix spike recovery was outside laboratory control limits due to matrix interferences.
N2	The lab does not hold NELAC/TNI accreditation for this parameter but other accreditations/certifications may apply. A complete list of accreditations/certifications is available upon request.
P6	Matrix spike recovery was outside laboratory control limits due to a parent sample concentration notably higher than the spike level.
PL	The minimum mass of dried residue of 2.5 mg could not be obtained using the routine sample volume of 100 mL.

This report shall not be reproduced, except in full,
without the written consent of Pace Analytical Services, LLC.

Pace Analytical Services, LLC
7726 Moller Road
Indianapolis, IN 46268
(317)228-3100

QUALITY CONTROL DATA CROSS REFERENCE TABLE

Project: Harding St Profile 1 Report 2
Pace Project No.: 50315733

Lab ID	Sample ID	QC Batch Method	QC Batch	Analytical Method	Analytical Batch
50315733001	**MW-103S**	EPA 9056	676285		
50315733002	**MW-103I**	EPA 9056	676285		
50315733003	**MW-103D**	EPA 9056	676285		
50315733004	**PZ-101S**	EPA 9056	676285		
50315733005	**FB**	EPA 9056	676285		
50315733007	**PZ-101D**	EPA 9056	676285		
50315733001	**MW-103S**	EPA 3010	675187	EPA 6010	676544
50315733002	**MW-103I**	EPA 3010	675187	EPA 6010	676544
50315733003	**MW-103D**	EPA 3010	675187	EPA 6010	676544
50315733004	**PZ-101S**	EPA 3010	675187	EPA 6010	676544
50315733005	**FB**	EPA 3010	675187	EPA 6010	676544
50315733007	**PZ-101D**	EPA 3010	675187	EPA 6010	676544
50315733001	**MW-103S**	EPA 3010	675141	EPA 6010	676400
50315733002	**MW-103I**	EPA 3010	675141	EPA 6010	676400
50315733003	**MW-103D**	EPA 3010	675141	EPA 6010	676400
50315733004	**PZ-101S**	EPA 3010	675141	EPA 6010	676400
50315733007	**PZ-101D**	EPA 3010	675141	EPA 6010	676400
50315733001	**MW-103S**	EPA 200.2	675548	EPA 6020	675755
50315733002	**MW-103I**	EPA 200.2	675548	EPA 6020	675755
50315733003	**MW-103D**	EPA 200.2	675548	EPA 6020	675755
50315733004	**PZ-101S**	EPA 200.2	675548	EPA 6020	675755
50315733005	**FB**	EPA 200.2	675548	EPA 6020	675755
50315733007	**PZ-101D**	EPA 200.2	675548	EPA 6020	675755
50315733001	**MW-103S**	EPA 903.1	505222		
50315733002	**MW-103I**	EPA 903.1	505222		
50315733003	**MW-103D**	EPA 903.1	505222		
50315733004	**PZ-101S**	EPA 903.1	505222		
50315733005	**FB**	EPA 903.1	505222		
50315733007	**PZ-101D**	EPA 903.1	505222		
50315733008	**MW-103I RAD MS**	EPA 903.1	505222		
50315733009	**MW-103I RAD MSD**	EPA 903.1	505222		
50315733001	**MW-103S**	EPA 904.0	505223		
50315733002	**MW-103I**	EPA 904.0	505223		
50315733003	**MW-103D**	EPA 904.0	505223		
50315733004	**PZ-101S**	EPA 904.0	505223		
50315733005	**FB**	EPA 904.0	505223		
50315733007	**PZ-101D**	EPA 904.0	505223		
50315733008	**MW-103I RAD MS**	EPA 904.0	505223		
50315733009	**MW-103I RAD MSD**	EPA 904.0	505223		
50315733001	**MW-103S**	Total Radium Calculation	511333		
50315733002	**MW-103I**	Total Radium Calculation	511333		
50315733003	**MW-103D**	Total Radium Calculation	511333		
50315733004	**PZ-101S**	Total Radium Calculation	511333		
50315733005	**FB**	Total Radium Calculation	511333		
50315733007	**PZ-101D**	Total Radium Calculation	511333		

REPORT OF LABORATORY ANALYSIS

This report shall not be reproduced, except in full,
without the written consent of Pace Analytical Services, LLC.

Pace Analytical Services, LLC
7726 Moller Road
Indianapolis, IN 46268
(317)228-3100

QUALITY CONTROL DATA CROSS REFERENCE TABLE

Project: Harding St Profile 1 Report 2
Pace Project No.: 50315733

Lab ID	Sample ID	QC Batch Method	QC Batch	Analytical Method	Analytical Batch
50315733001	**MW-103S**	SM 2320B	675775		
50315733002	**MW-103I**	SM 2320B	675775		
50315733003	**MW-103D**	SM 2320B	675775		
50315733004	**PZ-101S**	SM 2320B	675775		
50315733005	**FB**	SM 2320B	675775		
50315733007	**PZ-101D**	SM 2320B	675776		
50315733001	**MW-103S**	SM 2540C	675556		
50315733002	**MW-103I**	SM 2540C	675557		
50315733003	**MW-103D**	SM 2540C	675557		
50315733004	**PZ-101S**	SM 2540C	675557		
50315733005	**FB**	SM 2540C	675557		
50315733007	**PZ-101D**	SM 2540C	675557		
50315733001	**MW-103S**	SM 4500-H+B	676173		
50315733002	**MW-103I**	SM 4500-H+B	676173		
50315733003	**MW-103D**	SM 4500-H+B	676173		
50315733004	**PZ-101S**	SM 4500-H+B	676173		
50315733005	**FB**	SM 4500-H+B	676173		
50315733007	**PZ-101D**	SM 4500-H+B	676173		
50315733001	**MW-103S**	SM 4500-S2-D	674956		
50315733002	**MW-103I**	SM 4500-S2-D	674956		
50315733003	**MW-103D**	SM 4500-S2-D	674956		
50315733004	**PZ-101S**	SM 4500-S2-D	674956		
50315733005	**FB**	SM 4500-S2-D	674956		
50315733007	**PZ-101D**	SM 4500-S2-D	674956		
50315733001	**MW-103S**	HACH 8146	675312		
50315733002	**MW-103I**	HACH 8146	675312		
50315733003	**MW-103D**	HACH 8146	675312		
50315733004	**PZ-101S**	HACH 8146	675312		
50315733005	**FB**	HACH 8146	675312		
50315733007	**PZ-101D**	HACH 8146	675312		
50315733001	**MW-103S**	EPA 353.2	674764		
50315733002	**MW-103I**	EPA 353.2	674764		
50315733003	**MW-103D**	EPA 353.2	674764		
50315733004	**PZ-101S**	EPA 353.2	674764		
50315733005	**FB**	EPA 353.2	674764		
50315733007	**PZ-101D**	EPA 353.2	674764		
50315733001	**MW-103S**	EPA 365.1	675359	EPA 365.1	676255
50315733002	**MW-103I**	EPA 365.1	675362	EPA 365.1	676256
50315733003	**MW-103D**	EPA 365.1	675359	EPA 365.1	676255
50315733004	**PZ-101S**	EPA 365.1	675359	EPA 365.1	676255
50315733005	**FB**	EPA 365.1	675359	EPA 365.1	676255
50315733007	**PZ-101D**	EPA 365.1	675362	EPA 365.1	676256
50315733001	**MW-103S**	SM 5310C	675018		

REPORT OF LABORATORY ANALYSIS

This report shall not be reproduced, except in full,
without the written consent of Pace Analytical Services, LLC.

Pace Analytical Services, LLC
7726 Moller Road
Indianapolis, IN 46268
(317)228-3100

QUALITY CONTROL DATA CROSS REFERENCE TABLE

Project: Harding St Profile 1 Report 2
Pace Project No.: 50315733

Lab ID	Sample ID	QC Batch Method	QC Batch	Analytical Method	Analytical Batch
50315733002	**MW-103I**	SM 5310C	676186		
50315733003	**MW-103D**	SM 5310C	676186		
50315733004	**PZ-101S**	SM 5310C	675018		
50315733005	**FB**	SM 5310C	675018		
50315733007	**PZ-101D**	SM 5310C	676186		
50315733001	**MW-103S**	SM 5310C	676497		
50315733002	**MW-103I**	SM 5310C	676497		
50315733003	**MW-103D**	SM 5310C	676497		
50315733004	**PZ-101S**	SM 5310C	676497		
50315733007	**PZ-101D**	SM 5310C	676497		

This report shall not be reproduced, except in full,
without the written consent of Pace Analytical Services, LLC.

CHAIN-OF-CUSTODY / Analytical Request Document

Pace Analytical® WWW.PACELABS.COM

The Chain-of-Custody is a LEGAL DOCUMENT. All relevant fields must be completed accurately.

Submitting a sample via this chain of custody constitutes acknowledgment and acceptance of the Pace Terms and Conditions found at https://info.pacelabs.com/hubfs/pas-standard-terms.pdf.

WO# : 50315733

Section A Required Client Information:		Section B Required Project Information:		Section C Invoice Information:	
Company:	Atlas Indianapolis	Report To:	Mark Breting	Attention:	Acco
Address:	7988 Centerpoint Drive Suite 100	Copy To:		Company Name:	
	Indianapolis, IN 46256			Address:	
Email:	mark.breting@oneatlas.com	Purchase Order #:		Pace Quote:	
Phone:	(317)579-4082 Fax:	Project Name:	Harding St Profile 1 Report 2	Pace Project Manager:	
Requested Due Date:		Project #:		Pace Profile #:	

MATRIX CODE: Drinking Water DW; Water WT; Waste Water WW; Product P; Soil/Solid SL; Oil OL; Wipe WP; Air AR; Other OT; Tissue TS

ITEM #	SAMPLE ID (One Character per box. (A-Z, 0-9 / , -) Sample Ids must be unique)	MATRIX CODE (see valid codes to left)	SAMPLE TYPE (G=GRAB C=COMP)	COLLECTED START DATE	COLLECTED START TIME	COLLECTED END DATE	COLLECTED END TIME	SAMPLE TEMP AT COLLECTION	# OF CONTAINERS	Preservatives: Unpreserved	H2SO4	HNO3	HCl	NaOH + ZnAcetate	Na2S2O3	Methanol	Other	Analyses Test Y/N	TDS/ NO3,NO2-Wet	(Cl, F, SO4) by IC	Metals, Total*	Metals Diss. Field Filtered**	Rad-228	Rad-226	Alkalinity, Ferrous Iron, pH	TOC by 5310C	DOC by 5310C	Sulfide	Phosphate	Residual Chlorine (Y/N)	
																							Y					Y			
1	~~MW-103S~~ MW-103S	WT		5/4	1350				11	3	3	4		1					x	x	x	x	x	x	x	x	x	x		~~010~~ 001
2	~~PZ-100S~~ MW-103I	WT		5/4	1115				11	3	3	4		1					x	x	x	x	x	x	x	x	x	x		~~011~~ 002
3	~~PZ-100D~~ MW-103D	WT		5/4	1250				11	3	3	4		1					x	x	x	x	x	x	x	x	x	x		HP ~~012~~ 003
4	~~PZ-101S~~ PZ-101S	WT		5/4	1510				11	3	3	4		1					x	x	x	x	x	x	x	x	x	x		~~013~~ 004
5	~~PZ-101D~~ MS-3 (MW-103I)	WT		5/4	1115				11	3	3	4		1					x	x	x	x	x	x	x	x	x	x		~~(011)~~ (002)
6	~~MW-102S~~ MSD-3 (MW-103I)	WT		5/4	1115				11	3	3	4		1					x	x	x	x	x	x	x	x	x	x		~~(011)~~ (002)
7	~~MW-102D~~ FB	WT		5/4	1350				~~9~~ 11	3	~~2~~ 3	~~3~~ 4		1					x	x	x	x	x	x	x	x	x	x		HP filtered ~~014~~ 005
8	~~MW-103S~~ DUP-1	WT		5/4	0000				11	3	3	4		1					x	x	x	x	x	x	x	x	x	x		~~015~~ DUP 006
9	~~MW-103I~~ PZ-101D	WT		5/4	1518				11	3	3	4		1					x	x	x	x	x	x	x	x	x	x		007 PZ-101D
10	~~MW-103D~~	WT							11	3	3	4		1					x	x	x	x	x	x	x	x	x	x		
11	~~MW-104S~~	WT							11	3	3	4		1					x	x	x	x	x	x	x	x	x	x		
12	~~MW-104D~~	WT							11	3	3	4		1					x	x	x	x	x	x	x	x	x	x		

ADDITIONAL COMMENTS	RELINQUISHED BY / AFFILIATION	DATE	TIME	ACCEPTED BY / AFFILIATION	DATE	TIME
* Metals: 6010 (Al, Ba, B, Cd, Cr, Fe, Pb, Mn, Mo, Ca, Mg, Na, K, Li, SiO2)	P. Cress Hopper	5/5	0800	Pace	5/5/22	134
6020 (Co, As, Se, Sb)	Pace	5/5	1510	Hayden Pratt	5/5/22	1510
** Dissolved FF 6010 (Mo, Mn)						
Alkalinity = (Total , Bicarb & Carb)						

SAMPLE CONDITIONS			
See Sheet	Y	N	Y

SAMPLER NAME AND SIGNATURE

PRINT Name of SAMPLER: P. Cress Hopper

SIGNATURE of SAMPLER: [signature] DATE Signed:

TEMP in C	Received on Ice (Y/N)	Custody Sealed Cooler (Y/N)	Samples Intact (Y/N)

SAMPLE CONDITION UPON RECEIPT FORM

Date/Time and Initials of person examining contents: HRP 5/5/22 1720

1. **Courier:** ☐ FED EX ☐ UPS ☐ CLIENT ☑ PACE ☐ USPS ☐ OTHER _____

2. **Custody Seal on Cooler/Box Present:** ☐ Yes ☐ No

(If yes)Seals Intact: ☐ Yes ☐ No **(leave blank if no seals were present)**

3. **Thermometer:** 1 2 3 4 5 6 A B C D E F

4. **Cooler Temperature(s):** see Exc comments
(Initial/Corrected) RECORD TEMPS OF ALL COOLERS RECEIVED (use Comments below to add more)

5. **Packing Material:** ☐ Bubble Wrap ☑ Bubble Bags ☐ None ☐ Other _____

6. **Ice Type:** ☑ Wet ☐ Blue ☐ None

7. **If temp. is over 6°C or under 0°C, was the PM notified?:** ☐ Yes ☐ No
Cooler temp should be above freezing to 6°C

All discrepancies will be written out in the comments section below.

	Yes	No
USDA Regulated Soils? (HI, ID, NY, WA, OR,CA, NM, TX, OK, AR, LA, TN, AL, MS, NC, SC, GA, FL, or Puerto Rico)		—
Short Hold Time Analysis (48 hours or less)? **Analysis:** NO_3 NO_2	—	
Time 5035A TC placed in Freezer or Short Holds To Lab	Time: walkin	
Rush TAT Requested (4 days or less):		—
Custody Signatures Present?	—	
Containers Intact?:	—	
Sample Label (IDs/Dates/Times) Match COC?: Except TCs, which only require sample ID	—	
Extra labels on Terracore Vials? (soils only)	NA	

	Yes	No	N/A
All containers needing acid/base preservation have been pH CHECKED?: **Exceptions: VOA, coliform, LLHg, O&G, RAD CHEM, and any container with a septum cap or preserved with HCl.** **Circle:** **HNO3 (<2) H2SO4 (<2) NaOH (>10) NaOH/ZnAc (>9)** ~~Any non-conformance to pH~~ recommendations ~~will be noted on~~ the container count form	—		
	Present	Absent	N/A
Residual Chlorine Check (SVOC 625 Pest/PCB 608)			—
Residual Chlorine Check (Total/Amenable/Free Cyanide)			—
Headspace Wisconsin Sulfide?			—
	Present	Absent	No VOA Vials Sent
Headspace in VOA Vials (>6mm): See Containter Count form for details			—
Trip Blank Present?		—	
Trip Blank Custody Seals?:		—	

COMMENTS:

Temps: cooler 1. 1.4 / 1.2 7. 0.6 / 0.4
2. 1.2 / 1.0 8. 0.5 / 0.3
3. 1.2 / 1.0 9. 0.7 / 0.5
4. 1.3 / 1.1 10. 0.8 / 0.6
5. 0.8 / 0.6 11. 0.9 / 0.7
6. 0.6 / 0.4

Dup-1 and PZ-101D not on COC

PZ-101D: 5/4/22 1518 hrp 5/5/22

Sample Container Count

SBS
DI
MeOH (only)
BK
Kit

COC Line Item	WGFU	R	DG9H VG9H	VOA VIAL HS (>6mm)	VG9U	DG9U	VG9T	AG0U	AG1H	AG1U	AG2U	AG3S	AG3SF	AG3C	BP1U	BP1N	BP2U	BP3U	BP3N	BP3F	BP3S	BP3B	BP3Z	CG3H	Syringe Kit			Matrix	HNO3/ H2SO4 pH <2	NaOH/ ZNAc pH >9	NaOH pH>10
1										001		1	1			2	1	2	1	1	1		1					WT	✓	✓	
2										002		3	3			6	3	6	3	3	3		3								
3														003		2	1	2	1	1	1		1								
4										004		1	1			2	1	2	1	1	1		1								
5																															
6																															
7										005		1				2	1	2	1		1		1								
8										006		↓	1			↓	↓	↓	↓	1	↓		↓					WT	✓	✓	
9										007		↓	1			↓	↓	↓	↓	1	↓		↓					↓	↓	↓	
10																															
11																															
12																															

** Place a RED dot on containers that are out of conformance **

Container Codes

Glass

DG9H	40mL HCl amber voa vial	BG1T	1L Na Thiosulfate clear glass	BP1B	1L NaOH plastic
DG9P	40mL TSP amber vial	BG1U	1L unpreserved glass	BP1N	1L HNO3 plastic
DG9S	40mL H2SO4 amber vial	BG3H	250mL HCl Clear Glass	BP1S	1L H2SO4 plastic
DG9T	40mL Na Thio amber vial	BG3U	250mL Unpres Clear Glass	BP1U	1L unpreserved plastic
DG9U	40mL unpreserved amber vial	AG0U	100mL unpres amber glass	BP1Z	1L NaOH, Zn, Ac
VG9H	40mL HCl clear vial	AG1H	1L HCl amber glass	BP2N	500mL HNO3 plastic
VG9T	40mL Na Thio. clear vial	AG1S	1L H2SO4 amber glass	BP2C	500mL NaOH plastic
VG9U	40mL unpreserved clear vial	AG1T	1L Na Thiosulfate amber glass	BP2S	500mL H2SO4 plastic
I	40mL w/hexane wipe vial	AG1U	1liter unpres amber glass	BP2U	500mL unpreserved plastic
WGKU	8oz unpreserved clear jar	AG2N	500mL HNO3 amber glass	BP2Z	500mL NaOH, Zn Ac
WGFU	4oz clear soil jar	AG2S	500mL H2SO4 amber glass	BP3B	250mL NaOH plastic
JGFU	4oz unpreserved amber wide	AG2U	500mL unpres amber glass	BP3N	250mL HNO3 plastic
CG3H	250mL clear glass HCl	AG3S	250mL H2SO4 amber glass	BP3F	250mL HNO3 plastic-field filtered
BG1H	1L HCl clear glass	AG3SF	250mL H2SO4 amb glass -field filtered	BP3U	250mL unpreserved plastic
BG1S	1L H2SO4 clear glass	AG3U	250mL unpres amber glass	BP3S	250mL H2SO4 plastic
GN	General	AG3C	250mL NaOH amber glass	BP3Z	250mL NaOH, ZnAc plastic

Plastic / Misc.

BP4U	125mL unpreserved plastic
BP4N	125mL HNO3 plastic
BP4S	125mL H2SO4 plastic

Syringe Kit	LL Cr+6 sampling kit

AF	Air Filter
C	Air Cassettes
R	Terracore kit
SP5T	120mL Coliform Na Thiosulfate
U	Summa Can
ZPLC	Ziploc Bag

WT		Water	
SL		Solid	
NAL	OL	Non-aqueous liquid	Oil
WP		Wipe	

Pace Analytical Services, LLC
7726 Moller Road
Indianapolis, IN 46268
(317)228-3100

August 01, 2022

Mr. Mark Breting
ATC Group Services
7988 Centerpoint Drive
Suite 100
Indianapolis, IN 46256

RE: Project: Harding St Profile 1 Report 2
Pace Project No.: 50315836

Dear Mr. Breting:

Enclosed are the analytical results for sample(s) received by the laboratory on May 06, 2022. The results relate only to the samples included in this report. Results reported herein conform to the applicable TNI/NELAC Standards and the laboratory's Quality Manual, where applicable, unless otherwise noted in the body of the report.

The test results provided in this final report were generated by each of the following laboratories within the Pace Network:

- Pace Analytical Services - Indianapolis
- Pace Analytical Services - Greensburg

If you have any questions concerning this report, please feel free to contact me.

Sincerely,

Hayden Putt
hayden.putt@pacelabs.com
(317)228-3145
Project Manager

Enclosures

cc: Mr. Robert Miller, Haley & Aldrich

This report shall not be reproduced, except in full,
without the written consent of Pace Analytical Services, LLC.

Pace Analytical Services, LLC
7726 Moller Road
Indianapolis, IN 46268
(317)228-3100

CERTIFICATIONS

Project: Harding St Profile 1 Report 2
Pace Project No.: 50315836

Pace Analytical Services Pennsylvania

1638 Roseytown Rd Suites 2,3&4, Greensburg, PA 15601
ANAB DOD-ELAP Rad Accreditation #: L2417
Alabama Certification #: 41590
Arizona Certification #: AZ0734
Arkansas Certification
California Certification #: 04222CA
Colorado Certification #: PA01547
Connecticut Certification #: PH-0694
Delaware Certification
EPA Region 4 DW Rad
Florida/TNI Certification #: E87683
Georgia Certification #: C040
Florida: Cert E871149 SEKS WET
Guam Certification
Hawaii Certification
Idaho Certification
Illinois Certification
Indiana Certification
Iowa Certification #: 391
Kansas/TNI Certification #: E-10358
Kentucky Certification #: KY90133
KY WW Permit #: KY0098221
KY WW Permit #: KY0000221
Louisiana DHH/TNI Certification #: LA180012
Louisiana DEQ/TNI Certification #: 4086
Maine Certification #: 2017020
Maryland Certification #: 308
Massachusetts Certification #: M-PA1457
Michigan/PADEP Certification #: 9991
Missouri Certification #: 235
Montana Certification #: Cert0082
Nebraska Certification #: NE-OS-29-14
Nevada Certification #: PA014572018-1
New Hampshire/TNI Certification #: 297617
New Jersey/TNI Certification #: PA051
New Mexico Certification #: PA01457
New York/TNI Certification #: 10888
North Carolina Certification #: 42706
North Dakota Certification #: R-190
Ohio EPA Rad Approval: #41249
Oregon/TNI Certification #: PA200002-010
Pennsylvania/TNI Certification #: 65-00282
Puerto Rico Certification #: PA01457
Rhode Island Certification #: 65-00282
South Dakota Certification
Tennessee Certification #: 02867
Texas/TNI Certification #: T104704188-17-3
Utah/TNI Certification #: PA014572017-9
USDA Soil Permit #: P330-17-00091
Vermont Dept. of Health: ID# VT-0282
Virgin Island/PADEP Certification
Virginia/VELAP Certification #: 460198
Washington Certification #: C868
West Virginia DEP Certification #: 143
West Virginia DHHR Certification #: 9964C
Wisconsin Approve List for Rad
Wyoming Certification #: 8TMS-L

Pace Analytical Services Indianapolis

7726 Moller Road, Indianapolis, IN 46268
Illinois Accreditation #: 200074
Indiana Drinking Water Laboratory #: C-49-06
Kansas/TNI Certification #: E-10177
Kentucky UST Agency Interest #: 80226
Kentucky WW Laboratory ID #: 98019
Michigan Drinking Water Laboratory #9050
Ohio VAP Certified Laboratory #: CL0065
Oklahoma Laboratory #: 9204
Texas Certification #: T104704355
Wisconsin Laboratory #: 999788130
USDA Soil Permit #: P330-19-00257

REPORT OF LABORATORY ANALYSIS

This report shall not be reproduced, except in full,
without the written consent of Pace Analytical Services, LLC.

Pace Analytical Services, LLC
7726 Moller Road
Indianapolis, IN 46268
(317)228-3100

SAMPLE SUMMARY

Project: Harding St Profile 1 Report 2
Pace Project No.: 50315836

Lab ID	Sample ID	Matrix	Date Collected	Date Received
50315836001	**MW-106S**	Water	05/05/22 11:43	05/06/22 13:20
50315836002	**MW-106D**	Water	05/05/22 12:54	05/06/22 13:20
50315836003	**MW-107S**	Water	05/05/22 10:25	05/06/22 13:20
50315836004	**MW-107I**	Water	05/05/22 13:05	05/06/22 13:20
50315836005	**MW-107D**	Water	05/05/22 11:50	05/06/22 13:20
50315836006	**DUP 3**	Water	05/05/22 00:00	05/06/22 13:20

This report shall not be reproduced, except in full,
without the written consent of Pace Analytical Services, LLC.

Pace Analytical Services, LLC
7726 Moller Road
Indianapolis, IN 46268
(317)228-3100

SAMPLE ANALYTE COUNT

Project: Harding St Profile 1 Report 2
Pace Project No.: 50315836

Lab ID	Sample ID	Method	Analysts	Analytes Reported	Laboratory
50315836001	**MW-106S**	EPA 9056	RMR	3	PASI-I
		EPA 6010	MTM	15	PASI-I
		EPA 6010	JPK	2	PASI-I
		EPA 6020	CAW	4	PASI-I
		EPA 903.1	RPS	1	PASI-PA
		EPA 904.0	JSM	1	PASI-PA
		Total Radium Calculation	JAL	1	PASI-PA
		SM 2320B	SLB	3	PASI-I
		SM 2540C	BSW	1	PASI-I
		SM 4500-H+B	TKG	1	PASI-I
		SM 4500-S2-D	SWJ	1	PASI-I
		HACH 8146	SWJ	1	PASI-I
		EPA 353.2	OAS	2	PASI-I
		EPA 365.1	ZM	1	PASI-I
		SM 5310C	ZM	1	PASI-I
		SM 5310C	ZM	1	PASI-I
50315836002	**MW-106D**	EPA 9056	RMR	3	PASI-I
		EPA 6010	MTM	15	PASI-I
		EPA 6010	JPK	2	PASI-I
		EPA 6020	CAW	4	PASI-I
		EPA 903.1	RPS	1	PASI-PA
		EPA 904.0	JSM	1	PASI-PA
		Total Radium Calculation	JAL	1	PASI-PA
		SM 2320B	SLB	3	PASI-I
		SM 2540C	BSW	1	PASI-I
		SM 4500-H+B	TKG	1	PASI-I
		SM 4500-S2-D	SWJ	1	PASI-I
		HACH 8146	SWJ	1	PASI-I
		EPA 353.2	OAS	2	PASI-I
		EPA 365.1	ZM	1	PASI-I
		SM 5310C	ZM	1	PASI-I
		SM 5310C	ZM	1	PASI-I
50315836003	**MW-107S**	EPA 9056	RMR	3	PASI-I
		EPA 6010	MTM	15	PASI-I
		EPA 6010	JPK	2	PASI-I
		EPA 6020	CAW	4	PASI-I
		EPA 903.1	RPS	1	PASI-PA

This report shall not be reproduced, except in full,
without the written consent of Pace Analytical Services, LLC.

Pace Analytical Services, LLC
7726 Moller Road
Indianapolis, IN 46268
(317)228-3100

SAMPLE ANALYTE COUNT

Project: Harding St Profile 1 Report 2
Pace Project No.: 50315836

Lab ID	Sample ID	Method	Analysts	Analytes Reported	Laboratory
		EPA 904.0	JSM	1	PASI-PA
		Total Radium Calculation	JAL	1	PASI-PA
		SM 2320B	SLB	3	PASI-I
		SM 2540C	BSW	1	PASI-I
		SM 4500-H+B	TKG	1	PASI-I
		SM 4500-S2-D	SWJ	1	PASI-I
		HACH 8146	SWJ	1	PASI-I
		EPA 353.2	OAS	2	PASI-I
		EPA 365.1	ZM	1	PASI-I
		SM 5310C	ZM	1	PASI-I
		SM 5310C	ZM	1	PASI-I
50315836004	**MW-107I**	EPA 9056	RMR	3	PASI-I
		EPA 6010	MTM	15	PASI-I
		EPA 6010	JPK	2	PASI-I
		EPA 6020	CAW	4	PASI-I
		EPA 903.1	RPS	1	PASI-PA
		EPA 904.0	JSM	1	PASI-PA
		Total Radium Calculation	JAL	1	PASI-PA
		SM 2320B	SLB	3	PASI-I
		SM 2540C	BSW	1	PASI-I
		SM 4500-H+B	TKG	1	PASI-I
		SM 4500-S2-D	SWJ	1	PASI-I
		HACH 8146	SWJ	1	PASI-I
		EPA 353.2	OAS	2	PASI-I
		EPA 365.1	ZM	1	PASI-I
		SM 5310C	ZM	1	PASI-I
		SM 5310C	ZM	1	PASI-I
50315836005	**MW-107D**	EPA 9056	RMR	3	PASI-I
		EPA 6010	MTM	15	PASI-I
		EPA 6010	JPK	2	PASI-I
		EPA 6020	CAW	4	PASI-I
		EPA 903.1	RPS	1	PASI-PA
		EPA 904.0	JSM	1	PASI-PA
		Total Radium Calculation	JAL	1	PASI-PA
		SM 2320B	SLB	3	PASI-I
		SM 2540C	BSW	1	PASI-I
		SM 4500-H+B	TKG	1	PASI-I

REPORT OF LABORATORY ANALYSIS

This report shall not be reproduced, except in full,
without the written consent of Pace Analytical Services, LLC.

Pace Analytical Services, LLC
7726 Moller Road
Indianapolis, IN 46268
(317)228-3100

SAMPLE ANALYTE COUNT

Project: Harding St Profile 1 Report 2
Pace Project No.: 50315836

Lab ID	Sample ID	Method	Analysts	Analytes Reported	Laboratory
		SM 4500-S2-D	SWJ	1	PASI-I
		HACH 8146	SWJ	1	PASI-I
		EPA 353.2	OAS	2	PASI-I
		EPA 365.1	ZM	1	PASI-I
		SM 5310C	ZM	1	PASI-I
		SM 5310C	ZM	1	PASI-I
50315836006	**DUP 3**	EPA 9056	RMR	3	PASI-I
		EPA 6010	MTM	15	PASI-I
		EPA 6010	JPK	2	PASI-I
		EPA 6020	CAW	4	PASI-I
		EPA 903.1	RPS	1	PASI-PA
		EPA 904.0	JSM	1	PASI-PA
		Total Radium Calculation	JAL	1	PASI-PA
		SM 2320B	SLB	3	PASI-I
		SM 2540C	BSW	1	PASI-I
		SM 4500-H+B	TKG	1	PASI-I
		SM 4500-S2-D	SWJ	1	PASI-I
		HACH 8146	SWJ	1	PASI-I
		EPA 353.2	OAS	2	PASI-I
		EPA 365.1	ZM	1	PASI-I
		SM 5310C	ZM	1	PASI-I
		SM 5310C	ZM	1	PASI-I

PASI-I = Pace Analytical Services - Indianapolis
PASI-PA = Pace Analytical Services - Greensburg

This report shall not be reproduced, except in full,
without the written consent of Pace Analytical Services, LLC.

Pace Analytical Services, LLC
7726 Moller Road
Indianapolis, IN 46268
(317)228-3100

SUMMARY OF DETECTION

Project: Harding St Profile 1 Report 2
Pace Project No.: 50315836

Lab Sample ID / Method	Client Sample ID / Parameters	Result	Units	Report Limit	Analyzed	Qualifiers
50315836001	**MW-106S**					
EPA 9056	Chloride	12.4	mg/L	2.5	05/20/22 10:16	
EPA 9056	Fluoride	0.28	mg/L	0.10	05/20/22 09:59	
EPA 9056	Sulfate	1120	mg/L	25.0	05/20/22 10:33	
EPA 6010	Aluminum	541	ug/L	200	05/19/22 10:02	
EPA 6010	Barium	21.4	ug/L	10.0	05/19/22 10:02	
EPA 6010	Boron	388	ug/L	100	05/19/22 10:02	
EPA 6010	Calcium	312000	ug/L	2000	05/19/22 13:41	
EPA 6010	Iron	4230	ug/L	100	05/19/22 10:02	
EPA 6010	Lithium	31.7	ug/L	20.0	05/19/22 10:02	
EPA 6010	Magnesium	121000	ug/L	1000	05/19/22 10:02	
EPA 6010	Manganese	1030	ug/L	10.0	05/19/22 10:02	
EPA 6010	Molybdenum	18.9	ug/L	10.0	05/19/22 10:02	
EPA 6010	Potassium	7060	ug/L	1000	05/19/22 10:02	
EPA 6010	Silica	9660	ug/L	450	05/19/22 10:02	N2
EPA 6010	Sodium	21200	ug/L	1000	05/19/22 10:02	
EPA 6010	Manganese, Dissolved	1010	ug/L	10.0	05/17/22 03:06	
EPA 6010	Molybdenum, Dissolved	18.4	ug/L	10.0	05/17/22 03:06	
EPA 6020	Arsenic	3.6	ug/L	1.0	05/14/22 06:31	
EPA 6020	Cobalt	1.4	ug/L	1.0	05/14/22 06:31	
EPA 6020	Selenium	1.0	ug/L	1.0	05/14/22 06:31	
EPA 903.1	Radium-226	0.0541 ± 0.281 (0.582) C:NA T:90%	pCi/L		06/15/22 12:00	
EPA 904.0	Radium-228	0.680 ± 0.379 (0.680) C:80% T:85%	pCi/L		06/08/22 16:08	
Total Radium Calculation	Total Radium	0.734 ± 0.660 (1.26)	pCi/L		06/16/22 18:09	
SM 2320B	Alkalinity, Total as CaCO3	348	mg/L	2.0	05/16/22 18:42	
SM 2320B	Alkalinity,Bicarbonate (CaCO3)	348	mg/L	2.0	05/16/22 18:42	
SM 2540C	Total Dissolved Solids	1780	mg/L	20.0	05/12/22 15:53	
SM 4500-H+B	pH at 25 Degrees C	7.7	Std. Units	0.10	05/14/22 17:00	H3
HACH 8146	Iron, Ferrous	0.90	mg/L	0.20	05/10/22 15:16	H3,N2
EPA 353.2	Nitrogen, Nitrate	0.11	mg/L	0.10	05/06/22 17:39	
50315836002	**MW-106D**					
EPA 9056	Chloride	264	mg/L	25.0	05/20/22 06:49	
EPA 9056	Fluoride	0.28	mg/L	0.10	05/20/22 06:32	
EPA 9056	Sulfate	702	mg/L	25.0	05/20/22 06:49	
EPA 6010	Barium	31.0	ug/L	10.0	05/19/22 10:04	
EPA 6010	Boron	13300	ug/L	100	05/19/22 10:04	
EPA 6010	Calcium	277000	ug/L	2000	05/19/22 13:43	
EPA 6010	Iron	4520	ug/L	100	05/19/22 10:04	
EPA 6010	Lithium	120	ug/L	20.0	05/19/22 10:04	
EPA 6010	Magnesium	52500	ug/L	1000	05/19/22 10:04	
EPA 6010	Manganese	328	ug/L	10.0	05/19/22 10:04	

REPORT OF LABORATORY ANALYSIS

This report shall not be reproduced, except in full,
without the written consent of Pace Analytical Services, LLC.

Pace Analytical Services, LLC
7726 Moller Road
Indianapolis, IN 46268
(317)228-3100

SUMMARY OF DETECTION

Project: Harding St Profile 1 Report 2
Pace Project No.: 50315836

Lab Sample ID / Method	Client Sample ID / Parameters	Result	Units	Report Limit	Analyzed	Qualifiers
50315836002	**MW-106D**					
EPA 6010	Molybdenum	244	ug/L	10.0	05/19/22 10:04	
EPA 6010	Potassium	15400	ug/L	1000	05/19/22 10:04	
EPA 6010	Silica	14900	ug/L	450	05/19/22 10:04	N2
EPA 6010	Sodium	199000	ug/L	1000	05/19/22 10:04	
EPA 6010	Manganese, Dissolved	324	ug/L	10.0	05/17/22 03:08	
EPA 6010	Molybdenum, Dissolved	246	ug/L	10.0	05/17/22 03:08	
EPA 6020	Arsenic	195	ug/L	1.0	05/14/22 06:36	
EPA 903.1	Radium-226	0.302 ± 0.343 (0.541) C:NA T:92%	pCi/L		06/15/22 12:00	
EPA 904.0	Radium-228	0.694 ± 0.362 (0.622) C:83% T:83%	pCi/L		06/08/22 16:08	
Total Radium Calculation	Total Radium	0.996 ± 0.705 (1.16)	pCi/L		06/16/22 18:09	
SM 2320B	Alkalinity, Total as CaCO3	242	mg/L	2.0	05/16/22 18:42	
SM 2320B	Alkalinity,Bicarbonate (CaCO3)	242	mg/L	2.0	05/16/22 18:42	
SM 2540C	Total Dissolved Solids	1660	mg/L	40.0	05/12/22 15:54	
SM 4500-H+B	pH at 25 Degrees C	7.7	Std. Units	0.10	05/14/22 17:02	H3
EPA 365.1	Phosphate as P04	0.75	mg/L	0.15	05/13/22 15:07	
SM 5310C	Total Organic Carbon	1.7	mg/L	1.0	05/14/22 03:48	
SM 5310C	Dissolved Organic Carbon	2.1	mg/L	1.0	05/17/22 16:08	
50315836003	**MW-107S**					
EPA 9056	Chloride	266	mg/L	25.0	05/20/22 08:14	
EPA 9056	Fluoride	0.68	mg/L	0.10	05/20/22 07:06	
EPA 9056	Sulfate	732	mg/L	25.0	05/20/22 08:14	
EPA 6010	Barium	17.0	ug/L	10.0	05/19/22 10:06	
EPA 6010	Boron	6250	ug/L	100	05/19/22 10:06	
EPA 6010	Calcium	238000	ug/L	2000	05/19/22 13:45	
EPA 6010	Iron	2050	ug/L	100	05/19/22 10:06	
EPA 6010	Lithium	84.0	ug/L	20.0	05/19/22 10:06	
EPA 6010	Magnesium	79900	ug/L	1000	05/19/22 10:06	
EPA 6010	Manganese	420	ug/L	10.0	05/19/22 10:06	
EPA 6010	Molybdenum	64.3	ug/L	10.0	05/19/22 10:06	
EPA 6010	Potassium	11800	ug/L	1000	05/19/22 10:06	
EPA 6010	Silica	11800	ug/L	450	05/19/22 10:06	N2
EPA 6010	Sodium	236000	ug/L	2000	05/19/22 13:45	
EPA 6010	Manganese, Dissolved	414	ug/L	10.0	05/17/22 03:10	
EPA 6010	Molybdenum, Dissolved	63.2	ug/L	10.0	05/17/22 03:10	
EPA 903.1	Radium-226	0.691 ± 0.527 (0.749) C:NA T:96%	pCi/L		06/15/22 12:00	

This report shall not be reproduced, except in full,
without the written consent of Pace Analytical Services, LLC.

Pace Analytical Services, LLC
7726 Moller Road
Indianapolis, IN 46268
(317)228-3100

SUMMARY OF DETECTION

Project: Harding St Profile 1 Report 2
Pace Project No.: 50315836

Lab Sample ID / Method	Client Sample ID / Parameters	Result	Units	Report Limit	Analyzed	Qualifiers
50315836003	**MW-107S**					
EPA 904.0	Radium-228	0.168 ± 0.358 (0.794) C:71% T:81%	pCi/L		06/08/22 16:08	
Total Radium Calculation	Total Radium	0.859 ± 0.885 (1.54)	pCi/L		06/16/22 18:09	
SM 2320B	Alkalinity, Total as CaCO3	231	mg/L	2.0	05/16/22 18:42	
SM 2320B	Alkalinity,Bicarbonate (CaCO3)	231	mg/L	2.0	05/16/22 18:42	
SM 2540C	Total Dissolved Solids	1720	mg/L	40.0	05/12/22 15:59	
SM 4500-H+B	pH at 25 Degrees C	7.5	Std. Units	0.10	05/14/22 17:03	H3
HACH 8146	Iron, Ferrous	0.36	mg/L	0.20	05/10/22 15:17	H3,N2
EPA 365.1	Phosphate as P04	0.18	mg/L	0.15	05/13/22 15:08	
SM 5310C	Total Organic Carbon	1.2	mg/L	1.0	05/14/22 04:01	
SM 5310C	Dissolved Organic Carbon	1.8	mg/L	1.0	05/17/22 16:22	
50315836004	**MW-107I**					
EPA 9056	Chloride	176	mg/L	25.0	05/20/22 09:05	
EPA 9056	Fluoride	0.28	mg/L	0.10	05/20/22 08:31	
EPA 9056	Sulfate	485	mg/L	25.0	05/20/22 09:05	
EPA 6010	Barium	241	ug/L	10.0	05/19/22 10:09	
EPA 6010	Boron	3270	ug/L	100	05/19/22 10:09	
EPA 6010	Calcium	221000	ug/L	2000	05/19/22 13:47	
EPA 6010	Iron	8120	ug/L	100	05/19/22 10:09	
EPA 6010	Magnesium	63100	ug/L	1000	05/19/22 10:09	
EPA 6010	Manganese	241	ug/L	10.0	05/19/22 10:09	
EPA 6010	Molybdenum	17.8	ug/L	10.0	05/19/22 10:09	
EPA 6010	Potassium	3530	ug/L	1000	05/19/22 10:09	
EPA 6010	Silica	20400	ug/L	450	05/19/22 10:09	N2
EPA 6010	Sodium	83800	ug/L	1000	05/19/22 10:09	
EPA 6010	Manganese, Dissolved	238	ug/L	10.0	05/17/22 03:13	
EPA 6010	Molybdenum, Dissolved	17.7	ug/L	10.0	05/17/22 03:13	
EPA 6020	Arsenic	2.5	ug/L	1.0	05/14/22 06:45	
EPA 903.1	Radium-226	0.429 ± 0.495 (0.805) C:NA T:94%	pCi/L		06/15/22 12:00	
EPA 904.0	Radium-228	0.638 ± 0.391 (0.726) C:83% T:83%	pCi/L		06/08/22 16:08	
Total Radium Calculation	Total Radium	1.07 ± 0.886 (1.53)	pCi/L		06/16/22 18:09	
SM 2320B	Alkalinity, Total as CaCO3	286	mg/L	2.0	05/16/22 18:42	
SM 2320B	Alkalinity,Bicarbonate (CaCO3)	286	mg/L	2.0	05/16/22 18:42	
SM 2540C	Total Dissolved Solids	1200	mg/L	20.0	05/12/22 16:00	
SM 4500-H+B	pH at 25 Degrees C	7.4	Std. Units	0.10	05/14/22 17:04	H3
HACH 8146	Iron, Ferrous	0.23	mg/L	0.20	05/10/22 15:18	H3,N2

REPORT OF LABORATORY ANALYSIS

This report shall not be reproduced, except in full,
without the written consent of Pace Analytical Services, LLC.

Pace Analytical Services, LLC
7726 Moller Road
Indianapolis, IN 46268
(317)228-3100

SUMMARY OF DETECTION

Project: Harding St Profile 1 Report 2
Pace Project No.: 50315836

Lab Sample ID / Method	Client Sample ID / Parameters	Result	Units	Report Limit	Analyzed	Qualifiers
50315836004	**MW-107I**					
EPA 365.1	Phosphate as P04	0.79	mg/L	0.15	05/13/22 15:08	
SM 5310C	Total Organic Carbon	2.9	mg/L	1.0	05/14/22 04:13	
SM 5310C	Dissolved Organic Carbon	3.3	mg/L	1.0	05/17/22 16:35	
50315836005	**MW-107D**					
EPA 9056	Chloride	242	mg/L	25.0	05/20/22 09:56	
EPA 9056	Fluoride	0.34	mg/L	0.10	05/20/22 09:22	
EPA 9056	Sulfate	708	mg/L	25.0	05/20/22 09:56	
EPA 6010	Barium	136	ug/L	10.0	05/19/22 10:11	
EPA 6010	Boron	7500	ug/L	100	05/19/22 10:11	
EPA 6010	Calcium	213000	ug/L	2000	05/19/22 13:49	
EPA 6010	Iron	6560	ug/L	100	05/19/22 10:11	
EPA 6010	Lithium	68.2	ug/L	20.0	05/19/22 10:11	
EPA 6010	Magnesium	54600	ug/L	1000	05/19/22 10:11	
EPA 6010	Manganese	362	ug/L	10.0	05/19/22 10:11	
EPA 6010	Molybdenum	124	ug/L	10.0	05/19/22 10:11	
EPA 6010	Potassium	18700	ug/L	1000	05/19/22 10:11	
EPA 6010	Silica	13900	ug/L	450	05/19/22 10:11	N2
EPA 6010	Sodium	224000	ug/L	2000	05/19/22 13:49	
EPA 6010	Manganese, Dissolved	353	ug/L	10.0	05/17/22 03:15	
EPA 6010	Molybdenum, Dissolved	124	ug/L	10.0	05/17/22 03:15	
EPA 6020	Arsenic	3.0	ug/L	1.0	05/14/22 07:00	
EPA 903.1	Radium-226	0.526 ± 0.417 (0.566) C:NA T:96%	pCi/L		06/15/22 12:00	
EPA 904.0	Radium-228	0.467 ± 0.404 (0.815) C:82% T:80%	pCi/L		06/08/22 16:08	
Total Radium Calculation	Total Radium	0.993 ± 0.821 (1.38)	pCi/L		06/16/22 18:09	
SM 2320B	Alkalinity, Total as CaCO3	221	mg/L	2.0	05/16/22 18:42	
SM 2320B	Alkalinity,Bicarbonate (CaCO3)	221	mg/L	2.0	05/16/22 18:42	
SM 2540C	Total Dissolved Solids	1540	mg/L	20.0	05/12/22 16:00	
SM 4500-H+B	pH at 25 Degrees C	7.4	Std. Units	0.10	05/14/22 17:04	H3
EPA 353.2	Nitrogen, Nitrate	0.11	mg/L	0.10	05/06/22 17:45	
EPA 365.1	Phosphate as P04	0.60	mg/L	0.15	05/13/22 15:09	
SM 5310C	Total Organic Carbon	1.8	mg/L	1.0	05/14/22 04:27	
SM 5310C	Dissolved Organic Carbon	2.1	mg/L	1.0	05/17/22 16:49	
50315836006	**DUP 3**					
EPA 9056	Chloride	274	mg/L	25.0	05/20/22 12:29	
EPA 9056	Fluoride	0.66	mg/L	0.10	05/20/22 10:13	
EPA 9056	Sulfate	749	mg/L	25.0	05/20/22 12:29	
EPA 6010	Barium	16.3	ug/L	10.0	05/19/22 10:13	
EPA 6010	Boron	6240	ug/L	100	05/19/22 10:13	
EPA 6010	Calcium	230000	ug/L	2000	05/19/22 13:51	

REPORT OF LABORATORY ANALYSIS

This report shall not be reproduced, except in full,
without the written consent of Pace Analytical Services, LLC.

Pace Analytical Services, LLC
7726 Moller Road
Indianapolis, IN 46268
(317)228-3100

SUMMARY OF DETECTION

Project: Harding St Profile 1 Report 2
Pace Project No.: 50315836

Lab Sample ID / Method	Client Sample ID / Parameters	Result	Units	Report Limit	Analyzed	Qualifiers
50315836006	**DUP 3**					
EPA 6010	Iron	2030	ug/L	100	05/19/22 10:13	
EPA 6010	Lithium	83.5	ug/L	20.0	05/19/22 10:13	
EPA 6010	Magnesium	80200	ug/L	1000	05/19/22 10:13	
EPA 6010	Manganese	420	ug/L	10.0	05/19/22 10:13	
EPA 6010	Molybdenum	64.4	ug/L	10.0	05/19/22 10:13	
EPA 6010	Potassium	11700	ug/L	1000	05/19/22 10:13	
EPA 6010	Silica	11800	ug/L	450	05/19/22 10:13	N2
EPA 6010	Sodium	228000	ug/L	2000	05/19/22 13:51	
EPA 6010	Manganese, Dissolved	409	ug/L	10.0	05/17/22 03:17	
EPA 6010	Molybdenum, Dissolved	62.7	ug/L	10.0	05/17/22 03:17	
EPA 903.1	Radium-226	0.815 ± 0.541 (0.712) C:NA T:86%	pCi/L		06/15/22 12:00	
EPA 904.0	Radium-228	0.295 ± 0.359 (0.758) C:83% T:86%	pCi/L		06/08/22 16:08	
Total Radium Calculation	Total Radium	1.11 ± 0.900 (1.47)	pCi/L		06/16/22 18:09	
SM 2320B	Alkalinity, Total as CaCO3	229	mg/L	2.0	05/16/22 18:42	
SM 2320B	Alkalinity,Bicarbonate (CaCO3)	229	mg/L	2.0	05/16/22 18:42	
SM 2540C	Total Dissolved Solids	1640	mg/L	40.0	05/12/22 16:01	
SM 4500-H+B	pH at 25 Degrees C	7.6	Std. Units	0.10	05/14/22 17:05	H3
SM 5310C	Total Organic Carbon	1.2	mg/L	1.0	05/14/22 04:40	
SM 5310C	Dissolved Organic Carbon	2.4	mg/L	1.0	05/17/22 17:03	

This report shall not be reproduced, except in full,
without the written consent of Pace Analytical Services, LLC.

Pace Analytical Services, LLC
7726 Moller Road
Indianapolis, IN 46268
(317)228-3100

ANALYTICAL RESULTS

Project: Harding St Profile 1 Report 2
Pace Project No.: 50315836

Sample: MW-106S **Lab ID: 50315836001** Collected: 05/05/22 11:43 Received: 05/06/22 13:20 Matrix: Water

Parameters	Results	Units	Report Limit	DF	Prepared	Analyzed	CAS No.	Qual
9056 IC Anions	Analytical Method: EPA 9056							
	Pace Analytical Services - Indianapolis							
Chloride	**12.4**	mg/L	2.5	10		05/20/22 10:16	16887-00-6	
Fluoride	**0.28**	mg/L	0.10	1		05/20/22 09:59	16984-48-8	
Sulfate	**1120**	mg/L	25.0	100		05/20/22 10:33	14808-79-8	
6010 MET ICP	Analytical Method: EPA 6010 Preparation Method: EPA 3010							
	Pace Analytical Services - Indianapolis							
Aluminum	**541**	ug/L	200	1	05/14/22 14:28	05/19/22 10:02	7429-90-5	
Barium	**21.4**	ug/L	10.0	1	05/14/22 14:28	05/19/22 10:02	7440-39-3	
Boron	**388**	ug/L	100	1	05/14/22 14:28	05/19/22 10:02	7440-42-8	
Cadmium	ND	ug/L	2.0	1	05/14/22 14:28	05/19/22 10:02	7440-43-9	
Calcium	**312000**	ug/L	2000	2	05/14/22 14:28	05/19/22 13:41	7440-70-2	
Chromium	ND	ug/L	10.0	1	05/14/22 14:28	05/19/22 10:02	7440-47-3	
Iron	**4230**	ug/L	100	1	05/14/22 14:28	05/19/22 10:02	7439-89-6	
Lead	ND	ug/L	10.0	1	05/14/22 14:28	05/19/22 10:02	7439-92-1	
Lithium	**31.7**	ug/L	20.0	1	05/14/22 14:28	05/19/22 10:02	7439-93-2	
Magnesium	**121000**	ug/L	1000	1	05/14/22 14:28	05/19/22 10:02	7439-95-4	
Manganese	**1030**	ug/L	10.0	1	05/14/22 14:28	05/19/22 10:02	7439-96-5	
Molybdenum	**18.9**	ug/L	10.0	1	05/14/22 14:28	05/19/22 10:02	7439-98-7	
Potassium	**7060**	ug/L	1000	1	05/14/22 14:28	05/19/22 10:02	7440-09-7	
Silica	**9660**	ug/L	450	1	05/14/22 14:28	05/19/22 10:02	7631-86-9	N2
Sodium	**21200**	ug/L	1000	1	05/14/22 14:28	05/19/22 10:02	7440-23-5	
6010 MET ICP, Dissolved	Analytical Method: EPA 6010 Preparation Method: EPA 3010							
	Pace Analytical Services - Indianapolis							
Manganese, Dissolved	**1010**	ug/L	10.0	1	05/13/22 14:37	05/17/22 03:06	7439-96-5	
Molybdenum, Dissolved	**18.4**	ug/L	10.0	1	05/13/22 14:37	05/17/22 03:06	7439-98-7	
6020 MET ICPMS	Analytical Method: EPA 6020 Preparation Method: EPA 200.2							
	Pace Analytical Services - Indianapolis							
Antimony	ND	ug/L	1.0	1	05/12/22 14:20	05/14/22 06:31	7440-36-0	
Arsenic	**3.6**	ug/L	1.0	1	05/12/22 14:20	05/14/22 06:31	7440-38-2	
Cobalt	**1.4**	ug/L	1.0	1	05/12/22 14:20	05/14/22 06:31	7440-48-4	
Selenium	**1.0**	ug/L	1.0	1	05/12/22 14:20	05/14/22 06:31	7782-49-2	
2320B Alkalinity	Analytical Method: SM 2320B							
	Pace Analytical Services - Indianapolis							
Alkalinity, Total as CaCO3	**348**	mg/L	2.0	1		05/16/22 18:42		
Alkalinity,Bicarbonate (CaCO3)	**348**	mg/L	2.0	1		05/16/22 18:42		
Alkalinity,Carbonate (CaCO3)	ND	mg/L	2.0	1		05/16/22 18:42		
2540C Total Dissolved Solids	Analytical Method: SM 2540C							
	Pace Analytical Services - Indianapolis							
Total Dissolved Solids	**1780**	mg/L	20.0	1		05/12/22 15:53		

REPORT OF LABORATORY ANALYSIS

This report shall not be reproduced, except in full,
without the written consent of Pace Analytical Services, LLC.

Pace Analytical Services, LLC
7726 Moller Road
Indianapolis, IN 46268
(317)228-3100

ANALYTICAL RESULTS

Project: Harding St Profile 1 Report 2
Pace Project No.: 50315836

Sample: MW-106S **Lab ID: 50315836001** Collected: 05/05/22 11:43 Received: 05/06/22 13:20 Matrix: Water

Parameters	Results	Units	Report Limit	DF	Prepared	Analyzed	CAS No.	Qual
4500H+ pH, Electrometric	Analytical Method: SM 4500-H+B Pace Analytical Services - Indianapolis							
pH at 25 Degrees C	**7.7**	Std. Units	0.10	1		05/14/22 17:00		H3
4500S2D Sulfide Water	Analytical Method: SM 4500-S2-D Pace Analytical Services - Indianapolis							
Sulfide	ND	mg/L	0.10	1		05/07/22 09:45	18496-25-8	
Iron, Ferrous	Analytical Method: HACH 8146 Pace Analytical Services - Indianapolis							
Iron, Ferrous	**0.90**	mg/L	0.20	1		05/10/22 15:16	15438-31-0	H3,N2
353.2 Nitrogen, NO2/NO3 unpres	Analytical Method: EPA 353.2 Pace Analytical Services - Indianapolis							
Nitrogen, Nitrate	**0.11**	mg/L	0.10	1		05/06/22 17:39	14797-55-8	
Nitrogen, Nitrite	ND	mg/L	0.10	1		05/06/22 17:39	14797-65-0	
365.1 Total Phosphorus	Analytical Method: EPA 365.1 Preparation Method: EPA 365.1 Pace Analytical Services - Indianapolis							
Phosphate as P04	ND	mg/L	0.15	1	05/10/22 12:30	05/13/22 15:07		
5310C TOC	Analytical Method: SM 5310C Pace Analytical Services - Indianapolis							
Total Organic Carbon	ND	mg/L	1.0	1		05/14/22 03:34	7440-44-0	
5310C Dissolved Organic Carbon	Analytical Method: SM 5310C Pace Analytical Services - Indianapolis							
Dissolved Organic Carbon	ND	mg/L	1.0	1		05/17/22 15:54		

REPORT OF LABORATORY ANALYSIS

This report shall not be reproduced, except in full,
without the written consent of Pace Analytical Services, LLC.

Pace Analytical Services, LLC
7726 Moller Road
Indianapolis, IN 46268
(317)228-3100

ANALYTICAL RESULTS

Project: Harding St Profile 1 Report 2
Pace Project No.: 50315836

Sample: MW-106D **Lab ID: 50315836002** Collected: 05/05/22 12:54 Received: 05/06/22 13:20 Matrix: Water

Parameters	Results	Units	Report Limit	DF	Prepared	Analyzed	CAS No.	Qual
9056 IC Anions	Analytical Method: EPA 9056							
	Pace Analytical Services - Indianapolis							
Chloride	**264**	mg/L	25.0	100		05/20/22 06:49	16887-00-6	
Fluoride	**0.28**	mg/L	0.10	1		05/20/22 06:32	16984-48-8	
Sulfate	**702**	mg/L	25.0	100		05/20/22 06:49	14808-79-8	
6010 MET ICP	Analytical Method: EPA 6010 Preparation Method: EPA 3010							
	Pace Analytical Services - Indianapolis							
Aluminum	ND	ug/L	200	1	05/14/22 14:28	05/19/22 10:04	7429-90-5	
Barium	**31.0**	ug/L	10.0	1	05/14/22 14:28	05/19/22 10:04	7440-39-3	
Boron	**13300**	ug/L	100	1	05/14/22 14:28	05/19/22 10:04	7440-42-8	
Cadmium	ND	ug/L	2.0	1	05/14/22 14:28	05/19/22 10:04	7440-43-9	
Calcium	**277000**	ug/L	2000	2	05/14/22 14:28	05/19/22 13:43	7440-70-2	
Chromium	ND	ug/L	10.0	1	05/14/22 14:28	05/19/22 10:04	7440-47-3	
Iron	**4520**	ug/L	100	1	05/14/22 14:28	05/19/22 10:04	7439-89-6	
Lead	ND	ug/L	10.0	1	05/14/22 14:28	05/19/22 10:04	7439-92-1	
Lithium	**120**	ug/L	20.0	1	05/14/22 14:28	05/19/22 10:04	7439-93-2	
Magnesium	**52500**	ug/L	1000	1	05/14/22 14:28	05/19/22 10:04	7439-95-4	
Manganese	**328**	ug/L	10.0	1	05/14/22 14:28	05/19/22 10:04	7439-96-5	
Molybdenum	**244**	ug/L	10.0	1	05/14/22 14:28	05/19/22 10:04	7439-98-7	
Potassium	**15400**	ug/L	1000	1	05/14/22 14:28	05/19/22 10:04	7440-09-7	
Silica	**14900**	ug/L	450	1	05/14/22 14:28	05/19/22 10:04	7631-86-9	N2
Sodium	**199000**	ug/L	1000	1	05/14/22 14:28	05/19/22 10:04	7440-23-5	
6010 MET ICP, Dissolved	Analytical Method: EPA 6010 Preparation Method: EPA 3010							
	Pace Analytical Services - Indianapolis							
Manganese, Dissolved	**324**	ug/L	10.0	1	05/13/22 14:37	05/17/22 03:08	7439-96-5	
Molybdenum, Dissolved	**246**	ug/L	10.0	1	05/13/22 14:37	05/17/22 03:08	7439-98-7	
6020 MET ICPMS	Analytical Method: EPA 6020 Preparation Method: EPA 200.2							
	Pace Analytical Services - Indianapolis							
Antimony	ND	ug/L	1.0	1	05/12/22 14:20	05/14/22 06:36	7440-36-0	
Arsenic	**195**	ug/L	1.0	1	05/12/22 14:20	05/14/22 06:36	7440-38-2	
Cobalt	ND	ug/L	1.0	1	05/12/22 14:20	05/14/22 06:36	7440-48-4	
Selenium	ND	ug/L	1.0	1	05/12/22 14:20	05/14/22 06:36	7782-49-2	
2320B Alkalinity	Analytical Method: SM 2320B							
	Pace Analytical Services - Indianapolis							
Alkalinity, Total as CaCO3	**242**	mg/L	2.0	1		05/16/22 18:42		
Alkalinity,Bicarbonate (CaCO3)	**242**	mg/L	2.0	1		05/16/22 18:42		
Alkalinity,Carbonate (CaCO3)	ND	mg/L	2.0	1		05/16/22 18:42		
2540C Total Dissolved Solids	Analytical Method: SM 2540C							
	Pace Analytical Services - Indianapolis							
Total Dissolved Solids	**1660**	mg/L	40.0	1		05/12/22 15:54		

REPORT OF LABORATORY ANALYSIS

This report shall not be reproduced, except in full,
without the written consent of Pace Analytical Services, LLC.

Pace Analytical Services, LLC
7726 Moller Road
Indianapolis, IN 46268
(317)228-3100

ANALYTICAL RESULTS

Project: Harding St Profile 1 Report 2
Pace Project No.: 50315836

Sample: MW-106D **Lab ID: 50315836002** Collected: 05/05/22 12:54 Received: 05/06/22 13:20 Matrix: Water

Parameters	Results	Units	Report Limit	DF	Prepared	Analyzed	CAS No.	Qual
4500H+ pH, Electrometric	Analytical Method: SM 4500-H+B Pace Analytical Services - Indianapolis							
pH at 25 Degrees C	**7.7**	Std. Units	0.10	1		05/14/22 17:02		H3
4500S2D Sulfide Water	Analytical Method: SM 4500-S2-D Pace Analytical Services - Indianapolis							
Sulfide	ND	mg/L	0.10	1		05/07/22 09:45	18496-25-8	
Iron, Ferrous	Analytical Method: HACH 8146 Pace Analytical Services - Indianapolis							
Iron, Ferrous	ND	mg/L	0.20	1		05/10/22 15:17	15438-31-0	H3,N2
353.2 Nitrogen, NO2/NO3 unpres	Analytical Method: EPA 353.2 Pace Analytical Services - Indianapolis							
Nitrogen, Nitrate	ND	mg/L	0.10	1		05/06/22 18:01	14797-55-8	
Nitrogen, Nitrite	ND	mg/L	0.10	1		05/06/22 18:01	14797-65-0	
365.1 Total Phosphorus	Analytical Method: EPA 365.1 Preparation Method: EPA 365.1 Pace Analytical Services - Indianapolis							
Phosphate as P04	**0.75**	mg/L	0.15	1	05/10/22 12:30	05/13/22 15:07		
5310C TOC	Analytical Method: SM 5310C Pace Analytical Services - Indianapolis							
Total Organic Carbon	**1.7**	mg/L	1.0	1		05/14/22 03:48	7440-44-0	
5310C Dissolved Organic Carbon	Analytical Method: SM 5310C Pace Analytical Services - Indianapolis							
Dissolved Organic Carbon	**2.1**	mg/L	1.0	1		05/17/22 16:08		

REPORT OF LABORATORY ANALYSIS

This report shall not be reproduced, except in full,
without the written consent of Pace Analytical Services, LLC.

Pace Analytical Services, LLC
7726 Moller Road
Indianapolis, IN 46268
(317)228-3100

ANALYTICAL RESULTS

Project: Harding St Profile 1 Report 2
Pace Project No.: 50315836

Sample: MW-107S **Lab ID: 50315836003** Collected: 05/05/22 10:25 Received: 05/06/22 13:20 Matrix: Water

Parameters	Results	Units	Report Limit	DF	Prepared	Analyzed	CAS No.	Qual
9056 IC Anions	Analytical Method: EPA 9056							
	Pace Analytical Services - Indianapolis							
Chloride	**266**	mg/L	25.0	100		05/20/22 08:14	16887-00-6	
Fluoride	**0.68**	mg/L	0.10	1		05/20/22 07:06	16984-48-8	
Sulfate	**732**	mg/L	25.0	100		05/20/22 08:14	14808-79-8	
6010 MET ICP	Analytical Method: EPA 6010 Preparation Method: EPA 3010							
	Pace Analytical Services - Indianapolis							
Aluminum	ND	ug/L	200	1	05/14/22 14:28	05/19/22 10:06	7429-90-5	
Barium	**17.0**	ug/L	10.0	1	05/14/22 14:28	05/19/22 10:06	7440-39-3	
Boron	**6250**	ug/L	100	1	05/14/22 14:28	05/19/22 10:06	7440-42-8	
Cadmium	ND	ug/L	2.0	1	05/14/22 14:28	05/19/22 10:06	7440-43-9	
Calcium	**238000**	ug/L	2000	2	05/14/22 14:28	05/19/22 13:45	7440-70-2	
Chromium	ND	ug/L	10.0	1	05/14/22 14:28	05/19/22 10:06	7440-47-3	
Iron	**2050**	ug/L	100	1	05/14/22 14:28	05/19/22 10:06	7439-89-6	
Lead	ND	ug/L	10.0	1	05/14/22 14:28	05/19/22 10:06	7439-92-1	
Lithium	**84.0**	ug/L	20.0	1	05/14/22 14:28	05/19/22 10:06	7439-93-2	
Magnesium	**79900**	ug/L	1000	1	05/14/22 14:28	05/19/22 10:06	7439-95-4	
Manganese	**420**	ug/L	10.0	1	05/14/22 14:28	05/19/22 10:06	7439-96-5	
Molybdenum	**64.3**	ug/L	10.0	1	05/14/22 14:28	05/19/22 10:06	7439-98-7	
Potassium	**11800**	ug/L	1000	1	05/14/22 14:28	05/19/22 10:06	7440-09-7	
Silica	**11800**	ug/L	450	1	05/14/22 14:28	05/19/22 10:06	7631-86-9	N2
Sodium	**236000**	ug/L	2000	2	05/14/22 14:28	05/19/22 13:45	7440-23-5	
6010 MET ICP, Dissolved	Analytical Method: EPA 6010 Preparation Method: EPA 3010							
	Pace Analytical Services - Indianapolis							
Manganese, Dissolved	**414**	ug/L	10.0	1	05/13/22 14:37	05/17/22 03:10	7439-96-5	
Molybdenum, Dissolved	**63.2**	ug/L	10.0	1	05/13/22 14:37	05/17/22 03:10	7439-98-7	
6020 MET ICPMS	Analytical Method: EPA 6020 Preparation Method: EPA 200.2							
	Pace Analytical Services - Indianapolis							
Antimony	ND	ug/L	1.0	1	05/12/22 14:20	05/14/22 06:41	7440-36-0	
Arsenic	ND	ug/L	1.0	1	05/12/22 14:20	05/14/22 06:41	7440-38-2	
Cobalt	ND	ug/L	1.0	1	05/12/22 14:20	05/14/22 06:41	7440-48-4	
Selenium	ND	ug/L	1.0	1	05/12/22 14:20	05/14/22 06:41	7782-49-2	
2320B Alkalinity	Analytical Method: SM 2320B							
	Pace Analytical Services - Indianapolis							
Alkalinity, Total as CaCO3	**231**	mg/L	2.0	1		05/16/22 18:42		
Alkalinity,Bicarbonate (CaCO3)	**231**	mg/L	2.0	1		05/16/22 18:42		
Alkalinity,Carbonate (CaCO3)	ND	mg/L	2.0	1		05/16/22 18:42		
2540C Total Dissolved Solids	Analytical Method: SM 2540C							
	Pace Analytical Services - Indianapolis							
Total Dissolved Solids	**1720**	mg/L	40.0	1		05/12/22 15:59		

REPORT OF LABORATORY ANALYSIS

This report shall not be reproduced, except in full,
without the written consent of Pace Analytical Services, LLC.

Pace Analytical Services, LLC
7726 Moller Road
Indianapolis, IN 46268
(317)228-3100

ANALYTICAL RESULTS

Project: Harding St Profile 1 Report 2
Pace Project No.: 50315836

Sample: MW-107S **Lab ID: 50315836003** Collected: 05/05/22 10:25 Received: 05/06/22 13:20 Matrix: Water

Parameters	Results	Units	Report Limit	DF	Prepared	Analyzed	CAS No.	Qual
4500H+ pH, Electrometric	Analytical Method: SM 4500-H+B Pace Analytical Services - Indianapolis							
pH at 25 Degrees C	**7.5**	Std. Units	0.10	1		05/14/22 17:03		H3
4500S2D Sulfide Water	Analytical Method: SM 4500-S2-D Pace Analytical Services - Indianapolis							
Sulfide	ND	mg/L	0.10	1		05/07/22 09:45	18496-25-8	
Iron, Ferrous	Analytical Method: HACH 8146 Pace Analytical Services - Indianapolis							
Iron, Ferrous	**0.36**	mg/L	0.20	1		05/10/22 15:17	15438-31-0	H3,N2
353.2 Nitrogen, NO2/NO3 unpres	Analytical Method: EPA 353.2 Pace Analytical Services - Indianapolis							
Nitrogen, Nitrate	ND	mg/L	0.10	1		05/06/22 17:28	14797-55-8	
Nitrogen, Nitrite	ND	mg/L	0.10	1		05/06/22 17:28	14797-65-0	
365.1 Total Phosphorus	Analytical Method: EPA 365.1 Preparation Method: EPA 365.1 Pace Analytical Services - Indianapolis							
Phosphate as P04	**0.18**	mg/L	0.15	1	05/10/22 12:30	05/13/22 15:08		
5310C TOC	Analytical Method: SM 5310C Pace Analytical Services - Indianapolis							
Total Organic Carbon	**1.2**	mg/L	1.0	1		05/14/22 04:01	7440-44-0	
5310C Dissolved Organic Carbon	Analytical Method: SM 5310C Pace Analytical Services - Indianapolis							
Dissolved Organic Carbon	**1.8**	mg/L	1.0	1		05/17/22 16:22		

REPORT OF LABORATORY ANALYSIS

This report shall not be reproduced, except in full,
without the written consent of Pace Analytical Services, LLC.

Pace Analytical Services, LLC
7726 Moller Road
Indianapolis, IN 46268
(317)228-3100

ANALYTICAL RESULTS

Project: Harding St Profile 1 Report 2
Pace Project No.: 50315836

Sample: MW-107I **Lab ID: 50315836004** Collected: 05/05/22 13:05 Received: 05/06/22 13:20 Matrix: Water

Parameters	Results	Units	Report Limit	DF	Prepared	Analyzed	CAS No.	Qual
9056 IC Anions	Analytical Method: EPA 9056							
	Pace Analytical Services - Indianapolis							
Chloride	**176**	mg/L	25.0	100		05/20/22 09:05	16887-00-6	
Fluoride	**0.28**	mg/L	0.10	1		05/20/22 08:31	16984-48-8	
Sulfate	**485**	mg/L	25.0	100		05/20/22 09:05	14808-79-8	
6010 MET ICP	Analytical Method: EPA 6010 Preparation Method: EPA 3010							
	Pace Analytical Services - Indianapolis							
Aluminum	ND	ug/L	200	1	05/14/22 14:28	05/19/22 10:09	7429-90-5	
Barium	**241**	ug/L	10.0	1	05/14/22 14:28	05/19/22 10:09	7440-39-3	
Boron	**3270**	ug/L	100	1	05/14/22 14:28	05/19/22 10:09	7440-42-8	
Cadmium	ND	ug/L	2.0	1	05/14/22 14:28	05/19/22 10:09	7440-43-9	
Calcium	**221000**	ug/L	2000	2	05/14/22 14:28	05/19/22 13:47	7440-70-2	
Chromium	ND	ug/L	10.0	1	05/14/22 14:28	05/19/22 10:09	7440-47-3	
Iron	**8120**	ug/L	100	1	05/14/22 14:28	05/19/22 10:09	7439-89-6	
Lead	ND	ug/L	10.0	1	05/14/22 14:28	05/19/22 10:09	7439-92-1	
Lithium	ND	ug/L	20.0	1	05/14/22 14:28	05/19/22 10:09	7439-93-2	
Magnesium	**63100**	ug/L	1000	1	05/14/22 14:28	05/19/22 10:09	7439-95-4	
Manganese	**241**	ug/L	10.0	1	05/14/22 14:28	05/19/22 10:09	7439-96-5	
Molybdenum	**17.8**	ug/L	10.0	1	05/14/22 14:28	05/19/22 10:09	7439-98-7	
Potassium	**3530**	ug/L	1000	1	05/14/22 14:28	05/19/22 10:09	7440-09-7	
Silica	**20400**	ug/L	450	1	05/14/22 14:28	05/19/22 10:09	7631-86-9	N2
Sodium	**83800**	ug/L	1000	1	05/14/22 14:28	05/19/22 10:09	7440-23-5	
6010 MET ICP, Dissolved	Analytical Method: EPA 6010 Preparation Method: EPA 3010							
	Pace Analytical Services - Indianapolis							
Manganese, Dissolved	**238**	ug/L	10.0	1	05/13/22 14:37	05/17/22 03:13	7439-96-5	
Molybdenum, Dissolved	**17.7**	ug/L	10.0	1	05/13/22 14:37	05/17/22 03:13	7439-98-7	
6020 MET ICPMS	Analytical Method: EPA 6020 Preparation Method: EPA 200.2							
	Pace Analytical Services - Indianapolis							
Antimony	ND	ug/L	1.0	1	05/12/22 14:20	05/14/22 06:45	7440-36-0	
Arsenic	**2.5**	ug/L	1.0	1	05/12/22 14:20	05/14/22 06:45	7440-38-2	
Cobalt	ND	ug/L	1.0	1	05/12/22 14:20	05/14/22 06:45	7440-48-4	
Selenium	ND	ug/L	1.0	1	05/12/22 14:20	05/14/22 06:45	7782-49-2	
2320B Alkalinity	Analytical Method: SM 2320B							
	Pace Analytical Services - Indianapolis							
Alkalinity, Total as CaCO3	**286**	mg/L	2.0	1		05/16/22 18:42		
Alkalinity,Bicarbonate (CaCO3)	**286**	mg/L	2.0	1		05/16/22 18:42		
Alkalinity,Carbonate (CaCO3)	ND	mg/L	2.0	1		05/16/22 18:42		
2540C Total Dissolved Solids	Analytical Method: SM 2540C							
	Pace Analytical Services - Indianapolis							
Total Dissolved Solids	**1200**	mg/L	20.0	1		05/12/22 16:00		

REPORT OF LABORATORY ANALYSIS

This report shall not be reproduced, except in full,
without the written consent of Pace Analytical Services, LLC.

Pace Analytical Services, LLC
7726 Moller Road
Indianapolis, IN 46268
(317)228-3100

ANALYTICAL RESULTS

Project: Harding St Profile 1 Report 2
Pace Project No.: 50315836

Sample: MW-107I **Lab ID: 50315836004** Collected: 05/05/22 13:05 Received: 05/06/22 13:20 Matrix: Water

Parameters	Results	Units	Report Limit	DF	Prepared	Analyzed	CAS No.	Qual
4500H+ pH, Electrometric	Analytical Method: SM 4500-H+B Pace Analytical Services - Indianapolis							
pH at 25 Degrees C	**7.4**	Std. Units	0.10	1		05/14/22 17:04		H3
4500S2D Sulfide Water	Analytical Method: SM 4500-S2-D Pace Analytical Services - Indianapolis							
Sulfide	ND	mg/L	0.10	1		05/07/22 09:45	18496-25-8	
Iron, Ferrous	Analytical Method: HACH 8146 Pace Analytical Services - Indianapolis							
Iron, Ferrous	**0.23**	mg/L	0.20	1		05/10/22 15:18	15438-31-0	H3,N2
353.2 Nitrogen, NO2/NO3 unpres	Analytical Method: EPA 353.2 Pace Analytical Services - Indianapolis							
Nitrogen, Nitrate	ND	mg/L	0.10	1		05/06/22 18:07	14797-55-8	
Nitrogen, Nitrite	ND	mg/L	0.10	1		05/06/22 18:07	14797-65-0	
365.1 Total Phosphorus	Analytical Method: EPA 365.1 Preparation Method: EPA 365.1 Pace Analytical Services - Indianapolis							
Phosphate as P04	**0.79**	mg/L	0.15	1	05/10/22 12:30	05/13/22 15:08		
5310C TOC	Analytical Method: SM 5310C Pace Analytical Services - Indianapolis							
Total Organic Carbon	**2.9**	mg/L	1.0	1		05/14/22 04:13	7440-44-0	
5310C Dissolved Organic Carbon	Analytical Method: SM 5310C Pace Analytical Services - Indianapolis							
Dissolved Organic Carbon	**3.3**	mg/L	1.0	1		05/17/22 16:35		

REPORT OF LABORATORY ANALYSIS

This report shall not be reproduced, except in full,
without the written consent of Pace Analytical Services, LLC.

Pace Analytical Services, LLC
7726 Moller Road
Indianapolis, IN 46268
(317)228-3100

ANALYTICAL RESULTS

Project: Harding St Profile 1 Report 2
Pace Project No.: 50315836

Sample: MW-107D **Lab ID: 50315836005** Collected: 05/05/22 11:50 Received: 05/06/22 13:20 Matrix: Water

Parameters	Results	Units	Report Limit	DF	Prepared	Analyzed	CAS No.	Qual
9056 IC Anions	Analytical Method: EPA 9056							
	Pace Analytical Services - Indianapolis							
Chloride	**242**	mg/L	25.0	100		05/20/22 09:56	16887-00-6	
Fluoride	**0.34**	mg/L	0.10	1		05/20/22 09:22	16984-48-8	
Sulfate	**708**	mg/L	25.0	100		05/20/22 09:56	14808-79-8	
6010 MET ICP	Analytical Method: EPA 6010 Preparation Method: EPA 3010							
	Pace Analytical Services - Indianapolis							
Aluminum	ND	ug/L	200	1	05/14/22 14:28	05/19/22 10:11	7429-90-5	
Barium	**136**	ug/L	10.0	1	05/14/22 14:28	05/19/22 10:11	7440-39-3	
Boron	**7500**	ug/L	100	1	05/14/22 14:28	05/19/22 10:11	7440-42-8	
Cadmium	ND	ug/L	2.0	1	05/14/22 14:28	05/19/22 10:11	7440-43-9	
Calcium	**213000**	ug/L	2000	2	05/14/22 14:28	05/19/22 13:49	7440-70-2	
Chromium	ND	ug/L	10.0	1	05/14/22 14:28	05/19/22 10:11	7440-47-3	
Iron	**6560**	ug/L	100	1	05/14/22 14:28	05/19/22 10:11	7439-89-6	
Lead	ND	ug/L	10.0	1	05/14/22 14:28	05/19/22 10:11	7439-92-1	
Lithium	**68.2**	ug/L	20.0	1	05/14/22 14:28	05/19/22 10:11	7439-93-2	
Magnesium	**54600**	ug/L	1000	1	05/14/22 14:28	05/19/22 10:11	7439-95-4	
Manganese	**362**	ug/L	10.0	1	05/14/22 14:28	05/19/22 10:11	7439-96-5	
Molybdenum	**124**	ug/L	10.0	1	05/14/22 14:28	05/19/22 10:11	7439-98-7	
Potassium	**18700**	ug/L	1000	1	05/14/22 14:28	05/19/22 10:11	7440-09-7	
Silica	**13900**	ug/L	450	1	05/14/22 14:28	05/19/22 10:11	7631-86-9	N2
Sodium	**224000**	ug/L	2000	2	05/14/22 14:28	05/19/22 13:49	7440-23-5	
6010 MET ICP, Dissolved	Analytical Method: EPA 6010 Preparation Method: EPA 3010							
	Pace Analytical Services - Indianapolis							
Manganese, Dissolved	**353**	ug/L	10.0	1	05/13/22 14:37	05/17/22 03:15	7439-96-5	
Molybdenum, Dissolved	**124**	ug/L	10.0	1	05/13/22 14:37	05/17/22 03:15	7439-98-7	
6020 MET ICPMS	Analytical Method: EPA 6020 Preparation Method: EPA 200.2							
	Pace Analytical Services - Indianapolis							
Antimony	ND	ug/L	1.0	1	05/12/22 14:20	05/14/22 07:00	7440-36-0	
Arsenic	**3.0**	ug/L	1.0	1	05/12/22 14:20	05/14/22 07:00	7440-38-2	
Cobalt	ND	ug/L	1.0	1	05/12/22 14:20	05/14/22 07:00	7440-48-4	
Selenium	ND	ug/L	1.0	1	05/12/22 14:20	05/14/22 07:00	7782-49-2	
2320B Alkalinity	Analytical Method: SM 2320B							
	Pace Analytical Services - Indianapolis							
Alkalinity, Total as CaCO3	**221**	mg/L	2.0	1		05/16/22 18:42		
Alkalinity,Bicarbonate (CaCO3)	**221**	mg/L	2.0	1		05/16/22 18:42		
Alkalinity,Carbonate (CaCO3)	ND	mg/L	2.0	1		05/16/22 18:42		
2540C Total Dissolved Solids	Analytical Method: SM 2540C							
	Pace Analytical Services - Indianapolis							
Total Dissolved Solids	**1540**	mg/L	20.0	1		05/12/22 16:00		

REPORT OF LABORATORY ANALYSIS

This report shall not be reproduced, except in full,
without the written consent of Pace Analytical Services, LLC.

Pace Analytical Services, LLC
7726 Moller Road
Indianapolis, IN 46268
(317)228-3100

ANALYTICAL RESULTS

Project: Harding St Profile 1 Report 2
Pace Project No.: 50315836

Sample: MW-107D **Lab ID: 50315836005** Collected: 05/05/22 11:50 Received: 05/06/22 13:20 Matrix: Water

Parameters	Results	Units	Report Limit	DF	Prepared	Analyzed	CAS No.	Qual
4500H+ pH, Electrometric	Analytical Method: SM 4500-H+B Pace Analytical Services - Indianapolis							
pH at 25 Degrees C	**7.4**	Std. Units	0.10	1		05/14/22 17:04		H3
4500S2D Sulfide Water	Analytical Method: SM 4500-S2-D Pace Analytical Services - Indianapolis							
Sulfide	ND	mg/L	0.10	1		05/07/22 09:45	18496-25-8	
Iron, Ferrous	Analytical Method: HACH 8146 Pace Analytical Services - Indianapolis							
Iron, Ferrous	ND	mg/L	0.20	1		05/10/22 15:18	15438-31-0	H3,N2
353.2 Nitrogen, NO2/NO3 unpres	Analytical Method: EPA 353.2 Pace Analytical Services - Indianapolis							
Nitrogen, Nitrate	**0.11**	mg/L	0.10	1		05/06/22 17:45	14797-55-8	
Nitrogen, Nitrite	ND	mg/L	0.10	1		05/06/22 17:45	14797-65-0	
365.1 Total Phosphorus	Analytical Method: EPA 365.1 Preparation Method: EPA 365.1 Pace Analytical Services - Indianapolis							
Phosphate as P04	**0.60**	mg/L	0.15	1	05/10/22 12:30	05/13/22 15:09		
5310C TOC	Analytical Method: SM 5310C Pace Analytical Services - Indianapolis							
Total Organic Carbon	**1.8**	mg/L	1.0	1		05/14/22 04:27	7440-44-0	
5310C Dissolved Organic Carbon	Analytical Method: SM 5310C Pace Analytical Services - Indianapolis							
Dissolved Organic Carbon	**2.1**	mg/L	1.0	1		05/17/22 16:49		

REPORT OF LABORATORY ANALYSIS

This report shall not be reproduced, except in full,
without the written consent of Pace Analytical Services, LLC.

Pace Analytical Services, LLC
7726 Moller Road
Indianapolis, IN 46268
(317)228-3100

ANALYTICAL RESULTS

Project: Harding St Profile 1 Report 2
Pace Project No.: 50315836

Sample: DUP 3 **Lab ID: 50315836006** Collected: 05/05/22 00:00 Received: 05/06/22 13:20 Matrix: Water

Parameters	Results	Units	Report Limit	DF	Prepared	Analyzed	CAS No.	Qual
9056 IC Anions	Analytical Method: EPA 9056							
	Pace Analytical Services - Indianapolis							
Chloride	**274**	mg/L	25.0	100		05/20/22 12:29	16887-00-6	
Fluoride	**0.66**	mg/L	0.10	1		05/20/22 10:13	16984-48-8	
Sulfate	**749**	mg/L	25.0	100		05/20/22 12:29	14808-79-8	
6010 MET ICP	Analytical Method: EPA 6010 Preparation Method: EPA 3010							
	Pace Analytical Services - Indianapolis							
Aluminum	ND	ug/L	200	1	05/14/22 14:28	05/19/22 10:13	7429-90-5	
Barium	**16.3**	ug/L	10.0	1	05/14/22 14:28	05/19/22 10:13	7440-39-3	
Boron	**6240**	ug/L	100	1	05/14/22 14:28	05/19/22 10:13	7440-42-8	
Cadmium	ND	ug/L	2.0	1	05/14/22 14:28	05/19/22 10:13	7440-43-9	
Calcium	**230000**	ug/L	2000	2	05/14/22 14:28	05/19/22 13:51	7440-70-2	
Chromium	ND	ug/L	10.0	1	05/14/22 14:28	05/19/22 10:13	7440-47-3	
Iron	**2030**	ug/L	100	1	05/14/22 14:28	05/19/22 10:13	7439-89-6	
Lead	ND	ug/L	10.0	1	05/14/22 14:28	05/19/22 10:13	7439-92-1	
Lithium	**83.5**	ug/L	20.0	1	05/14/22 14:28	05/19/22 10:13	7439-93-2	
Magnesium	**80200**	ug/L	1000	1	05/14/22 14:28	05/19/22 10:13	7439-95-4	
Manganese	**420**	ug/L	10.0	1	05/14/22 14:28	05/19/22 10:13	7439-96-5	
Molybdenum	**64.4**	ug/L	10.0	1	05/14/22 14:28	05/19/22 10:13	7439-98-7	
Potassium	**11700**	ug/L	1000	1	05/14/22 14:28	05/19/22 10:13	7440-09-7	
Silica	**11800**	ug/L	450	1	05/14/22 14:28	05/19/22 10:13	7631-86-9	N2
Sodium	**228000**	ug/L	2000	2	05/14/22 14:28	05/19/22 13:51	7440-23-5	
6010 MET ICP, Dissolved	Analytical Method: EPA 6010 Preparation Method: EPA 3010							
	Pace Analytical Services - Indianapolis							
Manganese, Dissolved	**409**	ug/L	10.0	1	05/13/22 14:37	05/17/22 03:17	7439-96-5	
Molybdenum, Dissolved	**62.7**	ug/L	10.0	1	05/13/22 14:37	05/17/22 03:17	7439-98-7	
6020 MET ICPMS	Analytical Method: EPA 6020 Preparation Method: EPA 200.2							
	Pace Analytical Services - Indianapolis							
Antimony	ND	ug/L	1.0	1	05/12/22 14:20	05/14/22 07:05	7440-36-0	
Arsenic	ND	ug/L	1.0	1	05/12/22 14:20	05/14/22 07:05	7440-38-2	
Cobalt	ND	ug/L	1.0	1	05/12/22 14:20	05/14/22 07:05	7440-48-4	
Selenium	ND	ug/L	1.0	1	05/12/22 14:20	05/14/22 07:05	7782-49-2	
2320B Alkalinity	Analytical Method: SM 2320B							
	Pace Analytical Services - Indianapolis							
Alkalinity, Total as CaCO3	**229**	mg/L	2.0	1		05/16/22 18:42		
Alkalinity,Bicarbonate (CaCO3)	**229**	mg/L	2.0	1		05/16/22 18:42		
Alkalinity,Carbonate (CaCO3)	ND	mg/L	2.0	1		05/16/22 18:42		
2540C Total Dissolved Solids	Analytical Method: SM 2540C							
	Pace Analytical Services - Indianapolis							
Total Dissolved Solids	**1640**	mg/L	40.0	1		05/12/22 16:01		

REPORT OF LABORATORY ANALYSIS

This report shall not be reproduced, except in full,
without the written consent of Pace Analytical Services, LLC.

Pace Analytical Services, LLC
7726 Moller Road
Indianapolis, IN 46268
(317)228-3100

ANALYTICAL RESULTS

Project: Harding St Profile 1 Report 2
Pace Project No.: 50315836

Sample: DUP 3 **Lab ID: 50315836006** Collected: 05/05/22 00:00 Received: 05/06/22 13:20 Matrix: Water

Parameters	Results	Units	Report Limit	DF	Prepared	Analyzed	CAS No.	Qual
4500H+ pH, Electrometric	Analytical Method: SM 4500-H+B Pace Analytical Services - Indianapolis							
pH at 25 Degrees C	**7.6**	Std. Units	0.10	1		05/14/22 17:05		H3
4500S2D Sulfide Water	Analytical Method: SM 4500-S2-D Pace Analytical Services - Indianapolis							
Sulfide	ND	mg/L	0.10	1		05/07/22 09:45	18496-25-8	
Iron, Ferrous	Analytical Method: HACH 8146 Pace Analytical Services - Indianapolis							
Iron, Ferrous	ND	mg/L	0.20	1		05/10/22 15:18	15438-31-0	H3,N2
353.2 Nitrogen, NO2/NO3 unpres	Analytical Method: EPA 353.2 Pace Analytical Services - Indianapolis							
Nitrogen, Nitrate	ND	mg/L	0.10	1		05/06/22 17:04	14797-55-8	
Nitrogen, Nitrite	ND	mg/L	0.10	1		05/06/22 17:04	14797-65-0	
365.1 Total Phosphorus	Analytical Method: EPA 365.1 Preparation Method: EPA 365.1 Pace Analytical Services - Indianapolis							
Phosphate as P04	ND	mg/L	0.15	1	05/11/22 10:00	05/14/22 08:38		
5310C TOC	Analytical Method: SM 5310C Pace Analytical Services - Indianapolis							
Total Organic Carbon	**1.2**	mg/L	1.0	1		05/14/22 04:40	7440-44-0	
5310C Dissolved Organic Carbon	Analytical Method: SM 5310C Pace Analytical Services - Indianapolis							
Dissolved Organic Carbon	**2.4**	mg/L	1.0	1		05/17/22 17:03		

REPORT OF LABORATORY ANALYSIS

This report shall not be reproduced, except in full,
without the written consent of Pace Analytical Services, LLC.

Pace Analytical Services, LLC
7726 Moller Road
Indianapolis, IN 46268
(317)228-3100

QUALITY CONTROL DATA

Project: Harding St Profile 1 Report 2
Pace Project No.: 50315836

QC Batch: 676957 | Analysis Method: EPA 9056
QC Batch Method: EPA 9056 | Analysis Description: 9056 IC Anions
Laboratory: Pace Analytical Services - Indianapolis
Associated Lab Samples: 50315836001, 50315836002, 50315836003, 50315836004, 50315836005, 50315836006

METHOD BLANK: 3116792 Matrix: Water
Associated Lab Samples: 50315836001, 50315836002, 50315836003, 50315836004, 50315836005, 50315836006

Parameter	Units	Blank Result	Reporting Limit	Analyzed	Qualifiers
Chloride	mg/L	ND	0.25	05/20/22 11:41	
Fluoride	mg/L	ND	0.10	05/20/22 11:41	
Sulfate	mg/L	ND	0.25	05/20/22 11:41	

LABORATORY CONTROL SAMPLE: 3116793

Parameter	Units	Spike Conc.	LCS Result	LCS % Rec	% Rec Limits	Qualifiers
Chloride	mg/L	1.2	1.1	91	80-120	
Fluoride	mg/L	0.5	0.49	97	80-120	
Sulfate	mg/L	2.5	2.4	95	80-120	

MATRIX SPIKE & MATRIX SPIKE DUPLICATE: 3116794 3116795

Parameter	Units	50315786003 Result	MS Spike Conc.	MSD Spike Conc.	MS Result	MSD Result	MS % Rec	MSD % Rec	% Rec Limits	RPD	Max RPD	Qual
Chloride	mg/L	103	12.5	12.5	112	113	76	79	80-120	0	15	M0
Fluoride	mg/L	0.067J	0.5	0.5	0.52	0.53	91	93	80-120	2	15	
Sulfate	mg/L	529	250	250	743	738	85	84	80-120	1	15	

Results presented on this page are in the units indicated by the "Units" column except where an alternate unit is presented to the right of the result.

REPORT OF LABORATORY ANALYSIS

This report shall not be reproduced, except in full,
without the written consent of Pace Analytical Services, LLC.

Pace Analytical Services, LLC
7726 Moller Road
Indianapolis, IN 46268
(317)228-3100

QUALITY CONTROL DATA

Project: Harding St Profile 1 Report 2
Pace Project No.: 50315836

QC Batch: 675195
QC Batch Method: EPA 3010
Analysis Method: EPA 6010
Analysis Description: 6010 MET
Laboratory: Pace Analytical Services - Indianapolis
Associated Lab Samples: 50315836001, 50315836002, 50315836003, 50315836004, 50315836005, 50315836006

METHOD BLANK: 3109105 Matrix: Water
Associated Lab Samples: 50315836001, 50315836002, 50315836003, 50315836004, 50315836005, 50315836006

Parameter	Units	Blank Result	Reporting Limit	Analyzed	Qualifiers
Aluminum	ug/L	ND	200	05/19/22 09:50	
Barium	ug/L	ND	10.0	05/19/22 09:50	
Boron	ug/L	ND	100	05/19/22 09:50	
Cadmium	ug/L	ND	2.0	05/19/22 09:50	
Calcium	ug/L	ND	1000	05/19/22 09:50	
Chromium	ug/L	ND	10.0	05/19/22 09:50	
Iron	ug/L	ND	100	05/19/22 09:50	
Lead	ug/L	ND	10.0	05/19/22 09:50	
Lithium	ug/L	ND	20.0	05/19/22 09:50	
Magnesium	ug/L	ND	1000	05/19/22 09:50	
Manganese	ug/L	ND	10.0	05/19/22 09:50	
Molybdenum	ug/L	ND	10.0	05/19/22 09:50	
Potassium	ug/L	ND	1000	05/19/22 09:50	
Silica	ug/L	ND	450	05/19/22 09:50	N2
Sodium	ug/L	ND	1000	05/19/22 09:50	

LABORATORY CONTROL SAMPLE: 3109106

Parameter	Units	Spike Conc.	LCS Result	LCS % Rec	% Rec Limits	Qualifiers
Aluminum	ug/L	10000	9890	99	80-120	
Barium	ug/L	1000	982	98	80-120	
Boron	ug/L	1000	983	98	80-120	
Cadmium	ug/L	1000	972	97	80-120	
Calcium	ug/L	10000	10100	101	80-120	
Chromium	ug/L	1000	997	100	80-120	
Iron	ug/L	10000	9670	97	80-120	
Lead	ug/L	1000	954	95	80-120	
Lithium	ug/L	1000	1050	105	80-120	
Magnesium	ug/L	10000	9600	96	80-120	
Manganese	ug/L	1000	975	97	80-120	
Molybdenum	ug/L	1000	1020	102	80-120	
Potassium	ug/L	10000	9870	99	80-120	
Silica	ug/L	10700	10200	96	80-120	N2
Sodium	ug/L	10000	9930	99	80-120	

Results presented on this page are in the units indicated by the "Units" column except where an alternate unit is presented to the right of the result.

REPORT OF LABORATORY ANALYSIS

This report shall not be reproduced, except in full,
without the written consent of Pace Analytical Services, LLC.

Pace Analytical Services, LLC
7726 Moller Road
Indianapolis, IN 46268
(317)228-3100

QUALITY CONTROL DATA

Project: Harding St Profile 1 Report 2
Pace Project No.: 50315836

MATRIX SPIKE & MATRIX SPIKE DUPLICATE: 3109107 3109108

Parameter	Units	50315836008 Result	MS Spike Conc.	MSD Spike Conc.	MS Result	MSD Result	MS % Rec	MSD % Rec	% Rec Limits	RPD	Max RPD	Qual
Aluminum	ug/L	ND	10000	10000	10100	10000	101	100	75-125	0	20	
Barium	ug/L	56.0	1000	1000	1070	1060	101	101	75-125	1	20	
Boron	ug/L	110	1000	1000	1140	1140	103	103	75-125	0	20	
Cadmium	ug/L	ND	1000	1000	1020	1010	102	101	75-125	0	20	
Calcium	ug/L	99900	10000	10000	110000	112000	106	120	75-125	1	20	
Chromium	ug/L	ND	1000	1000	1020	1010	102	101	75-125	0	20	
Iron	ug/L	ND	10000	10000	9810	9760	98	98	75-125	1	20	
Lead	ug/L	ND	1000	1000	956	956	96	96	75-125	0	20	
Lithium	ug/L	ND	1000	1000	1120	1120	112	112	75-125	0	20	
Magnesium	ug/L	26000	10000	10000	35800	36100	98	101	75-125	1	20	
Manganese	ug/L	13.9	1000	1000	1000	1000	99	99	75-125	0	20	
Molybdenum	ug/L	ND	1000	1000	1050	1050	105	105	75-125	0	20	
Potassium	ug/L	1270	10000	10000	11700	11700	104	104	75-125	0	20	
Silica	ug/L	12300	10700	10700	22900	23000	99	100	75-125	0	20	N2
Sodium	ug/L	8210	10000	10000	18600	18600	104	104	75-125	0	20	

Results presented on this page are in the units indicated by the "Units" column except where an alternate unit is presented to the right of the result.

REPORT OF LABORATORY ANALYSIS

This report shall not be reproduced, except in full,
without the written consent of Pace Analytical Services, LLC.

Pace Analytical Services, LLC
7726 Moller Road
Indianapolis, IN 46268
(317)228-3100

QUALITY CONTROL DATA

Project: Harding St Profile 1 Report 2
Pace Project No.: 50315836

QC Batch: 675145
QC Batch Method: EPA 3010
Analysis Method: EPA 6010
Analysis Description: 6010 MET Dissolved
Laboratory: Pace Analytical Services - Indianapolis
Associated Lab Samples: 50315836001, 50315836002, 50315836003, 50315836004, 50315836005, 50315836006

METHOD BLANK: 3108904 Matrix: Water
Associated Lab Samples: 50315836001, 50315836002, 50315836003, 50315836004, 50315836005, 50315836006

Parameter	Units	Blank Result	Reporting Limit	Analyzed	Qualifiers
Manganese, Dissolved	ug/L	ND	10.0	05/17/22 03:02	
Molybdenum, Dissolved	ug/L	ND	10.0	05/17/22 03:02	

LABORATORY CONTROL SAMPLE: 3108905

Parameter	Units	Spike Conc.	LCS Result	LCS % Rec	% Rec Limits	Qualifiers
Manganese, Dissolved	ug/L	1000	1000	100	80-120	
Molybdenum, Dissolved	ug/L	1000	1040	104	80-120	

MATRIX SPIKE & MATRIX SPIKE DUPLICATE: 3108906 3108907

Parameter	Units	50315836008 Result	MS Spike Conc.	MSD Spike Conc.	MS Result	MSD Result	MS % Rec	MSD % Rec	% Rec Limits	RPD	Max RPD	Qual
Manganese, Dissolved	ug/L	14.4	1000	1000	1010	1000	100	99	75-125	1	20	
Molybdenum, Dissolved	ug/L	ND	1000	1000	1050	1040	105	104	75-125	0	20	

Results presented on this page are in the units indicated by the "Units" column except where an alternate unit is presented to the right of the result.

REPORT OF LABORATORY ANALYSIS

This report shall not be reproduced, except in full,
without the written consent of Pace Analytical Services, LLC.

Pace Analytical Services, LLC
7726 Moller Road
Indianapolis, IN 46268
(317)228-3100

QUALITY CONTROL DATA

Project: Harding St Profile 1 Report 2
Pace Project No.: 50315836

QC Batch: 675800
QC Batch Method: EPA 200.2
Analysis Method: EPA 6020
Analysis Description: 6020 MET
Laboratory: Pace Analytical Services - Indianapolis
Associated Lab Samples: 50315836001, 50315836002, 50315836003, 50315836004, 50315836005, 50315836006

METHOD BLANK: 3111670 Matrix: Water
Associated Lab Samples: 50315836001, 50315836002, 50315836003, 50315836004, 50315836005, 50315836006

Parameter	Units	Blank Result	Reporting Limit	Analyzed	Qualifiers
Antimony	ug/L	ND	1.0	05/14/22 05:38	
Arsenic	ug/L	ND	1.0	05/14/22 05:38	
Cobalt	ug/L	ND	1.0	05/14/22 05:38	
Selenium	ug/L	ND	1.0	05/14/22 05:38	

LABORATORY CONTROL SAMPLE: 3111671

Parameter	Units	Spike Conc.	LCS Result	LCS % Rec	% Rec Limits	Qualifiers
Antimony	ug/L	40	41.2	103	80-120	
Arsenic	ug/L	40	36.8	92	80-120	
Cobalt	ug/L	40	40.4	101	80-120	
Selenium	ug/L	40	38.0	95	80-120	

MATRIX SPIKE & MATRIX SPIKE DUPLICATE: 3111672 3111673

Parameter	Units	50315836008 Result	MS Spike Conc.	MSD Spike Conc.	MS Result	MSD Result	MS % Rec	MSD % Rec	% Rec Limits	RPD	Max RPD	Qual
Antimony	ug/L	ND	40	40	43.7	41.3	109	103	75-125	6	20	
Arsenic	ug/L	ND	40	40	37.2	38.9	93	97	75-125	4	20	
Cobalt	ug/L	ND	40	40	39.9	38.1	98	94	75-125	5	20	
Selenium	ug/L	1.9	40	40	39.0	41.2	93	98	75-125	5	20	

MATRIX SPIKE & MATRIX SPIKE DUPLICATE: 3111684 3111685

Parameter	Units	50315953004 Result	MS Spike Conc.	MSD Spike Conc.	MS Result	MSD Result	MS % Rec	MSD % Rec	% Rec Limits	RPD	Max RPD	Qual
Antimony	ug/L	0.090J	40	40	43.4	42.2	108	105	75-125	3	20	
Arsenic	ug/L	0.27J	40	40	38.6	38.1	96	95	75-125	1	20	
Cobalt	ug/L	0.13J	40	40	38.5	37.2	96	93	75-125	3	20	
Selenium	ug/L	0.39J	40	40	39.6	39.5	98	98	75-125	0	20	

Results presented on this page are in the units indicated by the "Units" column except where an alternate unit is presented to the right of the result.

REPORT OF LABORATORY ANALYSIS

This report shall not be reproduced, except in full,
without the written consent of Pace Analytical Services, LLC.

Pace Analytical Services, LLC
7726 Moller Road
Indianapolis, IN 46268
(317)228-3100

QUALITY CONTROL DATA

Project: Harding St Profile 1 Report 2
Pace Project No.: 50315836

QC Batch: 676431 | Analysis Method: SM 2320B
QC Batch Method: SM 2320B | Analysis Description: 2320B Alkalinity
Laboratory: Pace Analytical Services - Indianapolis
Associated Lab Samples: 50315836001, 50315836002, 50315836003, 50315836004, 50315836005, 50315836006

METHOD BLANK: 3114685 Matrix: Water
Associated Lab Samples: 50315836001, 50315836002, 50315836003, 50315836004, 50315836005, 50315836006

Parameter	Units	Blank Result	Reporting Limit	Analyzed	Qualifiers
Alkalinity, Total as CaCO3	mg/L	ND	2.0	05/16/22 18:42	
Alkalinity,Bicarbonate (CaCO3)	mg/L	ND	2.0	05/16/22 18:42	
Alkalinity,Carbonate (CaCO3)	mg/L	ND	2.0	05/16/22 18:42	

LABORATORY CONTROL SAMPLE: 3114686

Parameter	Units	Spike Conc.	LCS Result	LCS % Rec	% Rec Limits	Qualifiers
Alkalinity, Total as CaCO3	mg/L	50	49.2	98	90-110	

SAMPLE DUPLICATE: 3114688

Parameter	Units	50315792009 Result	Dup Result	RPD	Max RPD	Qualifiers
Alkalinity, Total as CaCO3	mg/L	628	528	17	20	
Alkalinity,Bicarbonate (CaCO3)	mg/L	628	528	17	20	
Alkalinity,Carbonate (CaCO3)	mg/L	ND	ND		20	

Results presented on this page are in the units indicated by the "Units" column except where an alternate unit is presented to the right of the result.

REPORT OF LABORATORY ANALYSIS

This report shall not be reproduced, except in full,
without the written consent of Pace Analytical Services, LLC.

Pace Analytical Services, LLC
7726 Moller Road
Indianapolis, IN 46268
(317)228-3100

QUALITY CONTROL DATA

Project: Harding St Profile 1 Report 2
Pace Project No.: 50315836

QC Batch: 675789
QC Batch Method: SM 2540C
Analysis Method: SM 2540C
Analysis Description: 2540C Total Dissolved Solids
Laboratory: Pace Analytical Services - Indianapolis
Associated Lab Samples: 50315836001, 50315836002

METHOD BLANK: 3111637 Matrix: Water
Associated Lab Samples: 50315836001, 50315836002

Parameter	Units	Blank Result	Reporting Limit	Analyzed	Qualifiers
Total Dissolved Solids	mg/L	ND	10.0	05/12/22 15:38	

LABORATORY CONTROL SAMPLE: 3111638

Parameter	Units	Spike Conc.	LCS Result	LCS % Rec	% Rec Limits	Qualifiers
Total Dissolved Solids	mg/L	300	283	94	80-120	

SAMPLE DUPLICATE: 3111639

Parameter	Units	50315810009 Result	Dup Result	RPD	Max RPD	Qualifiers
Total Dissolved Solids	mg/L	336	332	1	10	

SAMPLE DUPLICATE: 3111640

Parameter	Units	50315822001 Result	Dup Result	RPD	Max RPD	Qualifiers
Total Dissolved Solids	mg/L	834	858	3	10	

Results presented on this page are in the units indicated by the "Units" column except where an alternate unit is presented to the right of the result.

REPORT OF LABORATORY ANALYSIS

This report shall not be reproduced, except in full,
without the written consent of Pace Analytical Services, LLC.

Pace Analytical Services, LLC
7726 Moller Road
Indianapolis, IN 46268
(317)228-3100

QUALITY CONTROL DATA

Project: Harding St Profile 1 Report 2
Pace Project No.: 50315836

QC Batch: 675790 | Analysis Method: SM 2540C
QC Batch Method: SM 2540C | Analysis Description: 2540C Total Dissolved Solids
Laboratory: Pace Analytical Services - Indianapolis
Associated Lab Samples: 50315836003, 50315836004, 50315836005, 50315836006

METHOD BLANK: 3111641 Matrix: Water
Associated Lab Samples: 50315836003, 50315836004, 50315836005, 50315836006

Parameter	Units	Blank Result	Reporting Limit	Analyzed	Qualifiers
Total Dissolved Solids	mg/L	ND	10.0	05/12/22 15:57	

LABORATORY CONTROL SAMPLE: 3111642

Parameter	Units	Spike Conc.	LCS Result	LCS % Rec	% Rec Limits	Qualifiers
Total Dissolved Solids	mg/L	300	295	98	80-120	

SAMPLE DUPLICATE: 3111643

Parameter	Units	50315836008 Result	Dup Result	RPD	Max RPD	Qualifiers
Total Dissolved Solids	mg/L	399	410	3	10	

SAMPLE DUPLICATE: 3111644

Parameter	Units	50315848011 Result	Dup Result	RPD	Max RPD	Qualifiers
Total Dissolved Solids	mg/L	2590	2590	0	10	

Results presented on this page are in the units indicated by the "Units" column except where an alternate unit is presented to the right of the result.

REPORT OF LABORATORY ANALYSIS

This report shall not be reproduced, except in full,
without the written consent of Pace Analytical Services, LLC.

Pace Analytical Services, LLC
7726 Moller Road
Indianapolis, IN 46268
(317)228-3100

QUALITY CONTROL DATA

Project: Harding St Profile 1 Report 2
Pace Project No.: 50315836

QC Batch: 676299
QC Batch Method: SM 4500-H+B
Analysis Method: SM 4500-H+B
Analysis Description: 4500H+B pH
Laboratory: Pace Analytical Services - Indianapolis
Associated Lab Samples: 50315836001, 50315836002, 50315836003, 50315836004, 50315836005, 50315836006

SAMPLE DUPLICATE: 3114316

Parameter	Units	50315836001 Result	Dup Result	RPD	Max RPD	Qualifiers
pH at 25 Degrees C	Std. Units	7.7	7.6	1	2	H3

SAMPLE DUPLICATE: 3114317

Parameter	Units	50315836008 Result	Dup Result	RPD	Max RPD	Qualifiers
pH at 25 Degrees C	Std. Units	7.5	7.5	1	2	H3

Results presented on this page are in the units indicated by the "Units" column except where an alternate unit is presented to the right of the result.

REPORT OF LABORATORY ANALYSIS

This report shall not be reproduced, except in full,
without the written consent of Pace Analytical Services, LLC.

Pace Analytical Services, LLC
7726 Moller Road
Indianapolis, IN 46268
(317)228-3100

QUALITY CONTROL DATA

Project: Harding St Profile 1 Report 2
Pace Project No.: 50315836

QC Batch: 674957 — Analysis Method: SM 4500-S2-D
QC Batch Method: SM 4500-S2-D — Analysis Description: 4500S2D Sulfide Water
Laboratory: Pace Analytical Services - Indianapolis
Associated Lab Samples: 50315836001, 50315836002, 50315836003, 50315836004, 50315836005, 50315836006

METHOD BLANK: 3108158 — Matrix: Water
Associated Lab Samples: 50315836001, 50315836002, 50315836003, 50315836004, 50315836005, 50315836006

Parameter	Units	Blank Result	Reporting Limit	Analyzed	Qualifiers
Sulfide	mg/L	ND	0.10	05/07/22 09:45	

LABORATORY CONTROL SAMPLE: 3108159

Parameter	Units	Spike Conc.	LCS Result	LCS % Rec	% Rec Limits	Qualifiers
Sulfide	mg/L	0.5	0.53	106	90-110	

MATRIX SPIKE & MATRIX SPIKE DUPLICATE: 3108160 3108161

Parameter	Units	50315836008 Result	MS Spike Conc.	MSD Spike Conc.	MS Result	MSD Result	MS % Rec	MSD % Rec	% Rec Limits	RPD	Max RPD	Qual
Sulfide	mg/L	ND	0.5	0.5	0.54	0.53	109	107	90-110	2	20	

MATRIX SPIKE & MATRIX SPIKE DUPLICATE: 3108162 3108163

Parameter	Units	50315883004 Result	MS Spike Conc.	MSD Spike Conc.	MS Result	MSD Result	MS % Rec	MSD % Rec	% Rec Limits	RPD	Max RPD	Qual
Sulfide	mg/L	ND	0.5	0.5	0.54	0.52	109	103	90-110	5	20	

Results presented on this page are in the units indicated by the "Units" column except where an alternate unit is presented to the right of the result.

REPORT OF LABORATORY ANALYSIS

This report shall not be reproduced, except in full,
without the written consent of Pace Analytical Services, LLC.

Pace Analytical Services, LLC
7726 Moller Road
Indianapolis, IN 46268
(317)228-3100

QUALITY CONTROL DATA

Project: Harding St Profile 1 Report 2
Pace Project No.: 50315836

QC Batch: 675312 | Analysis Method: HACH 8146
QC Batch Method: HACH 8146 | Analysis Description: Iron, Ferrous
Laboratory: Pace Analytical Services - Indianapolis
Associated Lab Samples: 50315836001, 50315836002, 50315836003, 50315836004, 50315836005, 50315836006

METHOD BLANK: 3109491 Matrix: Water
Associated Lab Samples: 50315836001, 50315836002, 50315836003, 50315836004, 50315836005, 50315836006

Parameter	Units	Blank Result	Reporting Limit	Analyzed	Qualifiers
Iron, Ferrous	mg/L	ND	0.20	05/10/22 15:13	H3,N2

LABORATORY CONTROL SAMPLE: 3109492

Parameter	Units	Spike Conc.	LCS Result	LCS % Rec	% Rec Limits	Qualifiers
Iron, Ferrous	mg/L	1	1.0	100	90-110	H3,N2

MATRIX SPIKE & MATRIX SPIKE DUPLICATE: 3109493 3109494

Parameter	Units	50315733002 Result	MS Spike Conc.	MSD Spike Conc.	MS Result	MSD Result	MS % Rec	MSD % Rec	% Rec Limits	RPD	Max RPD	Qual
Iron, Ferrous	mg/L	ND	1	1	1.1	1.1	101	103	90-110	1	20	H3,N2

MATRIX SPIKE & MATRIX SPIKE DUPLICATE: 3109495 3109496

Parameter	Units	50315836008 Result	MS Spike Conc.	MSD Spike Conc.	MS Result	MSD Result	MS % Rec	MSD % Rec	% Rec Limits	RPD	Max RPD	Qual
Iron, Ferrous	mg/L	ND	1	1	1.0	1.0	103	104	90-110	1	20	H3,N2

Results presented on this page are in the units indicated by the "Units" column except where an alternate unit is presented to the right of the result.

REPORT OF LABORATORY ANALYSIS

This report shall not be reproduced, except in full,
without the written consent of Pace Analytical Services, LLC.

Pace Analytical Services, LLC
7726 Moller Road
Indianapolis, IN 46268
(317)228-3100

QUALITY CONTROL DATA

Project: Harding St Profile 1 Report 2
Pace Project No.: 50315836

QC Batch: 674902 — Analysis Method: EPA 353.2
QC Batch Method: EPA 353.2 — Analysis Description: 353.2 Nitrate + Nitrite, Unpres.
Laboratory: Pace Analytical Services - Indianapolis
Associated Lab Samples: 50315836001, 50315836003, 50315836005, 50315836006

METHOD BLANK: 3107776 — Matrix: Water
Associated Lab Samples: 50315836001, 50315836003, 50315836005, 50315836006

Parameter	Units	Blank Result	Reporting Limit	Analyzed	Qualifiers
Nitrogen, Nitrate	mg/L	ND	0.10	05/06/22 17:00	
Nitrogen, Nitrite	mg/L	ND	0.10	05/06/22 17:00	

LABORATORY CONTROL SAMPLE: 3107777

Parameter	Units	Spike Conc.	LCS Result	LCS % Rec	% Rec Limits	Qualifiers
Nitrogen, Nitrate	mg/L	1	1.0	103	90-110	
Nitrogen, Nitrite	mg/L	1	0.96	96	90-110	

MATRIX SPIKE & MATRIX SPIKE DUPLICATE: 3107778 3107779

Parameter	Units	50315836008 Result	MS Spike Conc.	MSD Spike Conc.	MS Result	MSD Result	MS % Rec	MSD % Rec	% Rec Limits	RPD	Max RPD	Qual
Nitrogen, Nitrate	mg/L	2.7	1	1	3.7	3.7	99	97	90-110	1	20	
Nitrogen, Nitrite	mg/L	ND	1	1	0.98	0.99	96	97	90-110	0	20	

MATRIX SPIKE SAMPLE: 3107782

Parameter	Units	50315836007 Result	Spike Conc.	MS Result	MS % Rec	% Rec Limits	Qualifiers
Nitrogen, Nitrate	mg/L	3.8	1	4.6	85	90-110	
Nitrogen, Nitrite	mg/L	ND	1	0.97	97	90-110	

Results presented on this page are in the units indicated by the "Units" column except where an alternate unit is presented to the right of the result.

REPORT OF LABORATORY ANALYSIS

This report shall not be reproduced, except in full,
without the written consent of Pace Analytical Services, LLC.

Pace Analytical Services, LLC
7726 Moller Road
Indianapolis, IN 46268
(317)228-3100

QUALITY CONTROL DATA

Project: Harding St Profile 1 Report 2
Pace Project No.: 50315836

QC Batch: 674905
QC Batch Method: EPA 353.2
Analysis Method: EPA 353.2
Analysis Description: 353.2 Nitrate + Nitrite, Unpres.
Laboratory: Pace Analytical Services - Indianapolis
Associated Lab Samples: 50315836002, 50315836004

METHOD BLANK: 3107793 Matrix: Water
Associated Lab Samples: 50315836002, 50315836004

Parameter	Units	Blank Result	Reporting Limit	Analyzed	Qualifiers
Nitrogen, Nitrate	mg/L	ND	0.10	05/06/22 17:54	
Nitrogen, Nitrite	mg/L	ND	0.10	05/06/22 17:54	

LABORATORY CONTROL SAMPLE: 3107794

Parameter	Units	Spike Conc.	LCS Result	LCS % Rec	% Rec Limits	Qualifiers
Nitrogen, Nitrate	mg/L	1	1.0	103	90-110	
Nitrogen, Nitrite	mg/L	1	0.98	98	90-110	

MATRIX SPIKE & MATRIX SPIKE DUPLICATE: 3107795 3107796

Parameter	Units	50315822002 Result	MS Spike Conc.	MSD Spike Conc.	MS Result	MSD Result	MS % Rec	MSD % Rec	% Rec Limits	RPD	Max RPD	Qual
Nitrogen, Nitrate	mg/L	ND	1	1	1.0	1.0	103	100	90-110	2	20	
Nitrogen, Nitrite	mg/L	ND	1	1	0.96	0.98	96	98	90-110	2	20	

MATRIX SPIKE SAMPLE: 3107797

Parameter	Units	50315857003 Result	Spike Conc.	MS Result	MS % Rec	% Rec Limits	Qualifiers
Nitrogen, Nitrate	mg/L	0.67	1	1.7	106	90-110	
Nitrogen, Nitrite	mg/L	ND	1	0.99	99	90-110	

Results presented on this page are in the units indicated by the "Units" column except where an alternate unit is presented to the right of the result.

REPORT OF LABORATORY ANALYSIS

This report shall not be reproduced, except in full,
without the written consent of Pace Analytical Services, LLC.

Pace Analytical Services, LLC
7726 Moller Road
Indianapolis, IN 46268
(317)228-3100

QUALITY CONTROL DATA

Project: Harding St Profile 1 Report 2
Pace Project No.: 50315836

QC Batch: 675364
QC Batch Method: EPA 365.1
Analysis Method: EPA 365.1
Analysis Description: 365.1 Total Phosphorus
Laboratory: Pace Analytical Services - Indianapolis
Associated Lab Samples: 50315836001, 50315836002, 50315836003, 50315836004, 50315836005

METHOD BLANK: 3109668 Matrix: Water
Associated Lab Samples: 50315836001, 50315836002, 50315836003, 50315836004, 50315836005

Parameter	Units	Blank Result	Reporting Limit	Analyzed	Qualifiers
Phosphate as P04	mg/L	ND	0.15	05/13/22 15:00	

LABORATORY CONTROL SAMPLE: 3109669

Parameter	Units	Spike Conc.	LCS Result	LCS % Rec	% Rec Limits	Qualifiers
Phosphate as P04	mg/L		1.4			

MATRIX SPIKE & MATRIX SPIKE DUPLICATE: 3109670 3109671

Parameter	Units	50315742001 Result	MS Spike Conc.	MSD Spike Conc.	MS Result	MSD Result	MS % Rec	MSD % Rec	% Rec Limits	RPD	Max RPD	Qual
Phosphate as P04	mg/L	5.9			7.6	7.6				0		

Results presented on this page are in the units indicated by the "Units" column except where an alternate unit is presented to the right of the result.

REPORT OF LABORATORY ANALYSIS

This report shall not be reproduced, except in full,
without the written consent of Pace Analytical Services, LLC.

Pace Analytical Services, LLC
7726 Moller Road
Indianapolis, IN 46268
(317)228-3100

QUALITY CONTROL DATA

Project: Harding St Profile 1 Report 2
Pace Project No.: 50315836

QC Batch: 675566
QC Batch Method: EPA 365.1
Analysis Method: EPA 365.1
Analysis Description: 365.1 Total Phosphorus
Laboratory: Pace Analytical Services - Indianapolis
Associated Lab Samples: 50315836006

METHOD BLANK: 3110550 Matrix: Water
Associated Lab Samples: 50315836006

Parameter	Units	Blank Result	Reporting Limit	Analyzed	Qualifiers
Phosphate as P04	mg/L	ND	0.15	05/14/22 08:33	

LABORATORY CONTROL SAMPLE: 3110551

Parameter	Units	Spike Conc.	LCS Result	LCS % Rec	% Rec Limits	Qualifiers
Phosphate as P04	mg/L		1.5			

MATRIX SPIKE & MATRIX SPIKE DUPLICATE: 3110552 3110553

Parameter	Units	50315836008 Result	MS Spike Conc.	MSD Spike Conc.	MS Result	MSD Result	MS % Rec	MSD % Rec	% Rec Limits	RPD	Max RPD	Qual
Phosphate as P04	mg/L	ND			1.4	1.4				4		

MATRIX SPIKE & MATRIX SPIKE DUPLICATE: 3110554 3110555

Parameter	Units	50315883004 Result	MS Spike Conc.	MSD Spike Conc.	MS Result	MSD Result	MS % Rec	MSD % Rec	% Rec Limits	RPD	Max RPD	Qual
Phosphate as P04	mg/L	1.5			3.1	2.9				7		

Results presented on this page are in the units indicated by the "Units" column except where an alternate unit is presented to the right of the result.

REPORT OF LABORATORY ANALYSIS

This report shall not be reproduced, except in full,
without the written consent of Pace Analytical Services, LLC.

Pace Analytical Services, LLC
7726 Moller Road
Indianapolis, IN 46268
(317)228-3100

QUALITY CONTROL DATA

Project: Harding St Profile 1 Report 2
Pace Project No.: 50315836

QC Batch: 676189 — Analysis Method: SM 5310C
QC Batch Method: SM 5310C — Analysis Description: 5310C Total Organic Carbon
Laboratory: Pace Analytical Services - Indianapolis
Associated Lab Samples: 50315836001, 50315836002, 50315836003, 50315836004, 50315836005, 50315836006

METHOD BLANK: 3113658 — Matrix: Water
Associated Lab Samples: 50315836001, 50315836002, 50315836003, 50315836004, 50315836005, 50315836006

Parameter	Units	Blank Result	Reporting Limit	Analyzed	Qualifiers
Total Organic Carbon	mg/L	ND	1.0	05/13/22 23:42	

LABORATORY CONTROL SAMPLE: 3113659

Parameter	Units	Spike Conc.	LCS Result	LCS % Rec	% Rec Limits	Qualifiers
Total Organic Carbon	mg/L	10	9.9	99	90-110	

MATRIX SPIKE & MATRIX SPIKE DUPLICATE: 3113660 3113661

Parameter	Units	50315748001 Result	MS Spike Conc.	MSD Spike Conc.	MS Result	MSD Result	MS % Rec	MSD % Rec	% Rec Limits	RPD	Max RPD	Qual
Total Organic Carbon	mg/L	0.86	10	10	10.8	10.8	100	100	80-120	0	20	

MATRIX SPIKE SAMPLE: 3113662

Parameter	Units	50315838001 Result	Spike Conc.	MS Result	MS % Rec	% Rec Limits	Qualifiers
Total Organic Carbon	mg/L	ND	10	11.1	104	80-120	

Results presented on this page are in the units indicated by the "Units" column except where an alternate unit is presented to the right of the result.

REPORT OF LABORATORY ANALYSIS

This report shall not be reproduced, except in full,
without the written consent of Pace Analytical Services, LLC.

Pace Analytical Services, LLC
7726 Moller Road
Indianapolis, IN 46268
(317)228-3100

QUALITY CONTROL DATA

Project: Harding St Profile 1 Report 2
Pace Project No.: 50315836

QC Batch: 676499 — Analysis Method: SM 5310C
QC Batch Method: SM 5310C — Analysis Description: 5310C Dissolved Organic Carbon
Laboratory: Pace Analytical Services - Indianapolis
Associated Lab Samples: 50315836001, 50315836002, 50315836003, 50315836004, 50315836005, 50315836006

METHOD BLANK: 3114861 Matrix: Water
Associated Lab Samples: 50315836001, 50315836002, 50315836003, 50315836004, 50315836005, 50315836006

Parameter	Units	Blank Result	Reporting Limit	Analyzed	Qualifiers
Dissolved Organic Carbon	mg/L	ND	1.0	05/17/22 14:37	

LABORATORY CONTROL SAMPLE: 3114862

Parameter	Units	Spike Conc.	LCS Result	LCS % Rec	% Rec Limits	Qualifiers
Dissolved Organic Carbon	mg/L	10	9.8	98	90-110	

MATRIX SPIKE & MATRIX SPIKE DUPLICATE: 3114863 3114864

Parameter	Units	50315836008 Result	MS Spike Conc.	MSD Spike Conc.	MS Result	MSD Result	MS % Rec	MSD % Rec	% Rec Limits	RPD	Max RPD	Qual
Dissolved Organic Carbon	mg/L	ND	10	10	10.6	10.8	103	105	80-120	2	20	

MATRIX SPIKE & MATRIX SPIKE DUPLICATE: 3114865 3114866

Parameter	Units	50315883004 Result	MS Spike Conc.	MSD Spike Conc.	MS Result	MSD Result	MS % Rec	MSD % Rec	% Rec Limits	RPD	Max RPD	Qual
Dissolved Organic Carbon	mg/L	11.8	100	100	111	106	99	94	80-120	4	20	

Results presented on this page are in the units indicated by the "Units" column except where an alternate unit is presented to the right of the result.

REPORT OF LABORATORY ANALYSIS

This report shall not be reproduced, except in full,
without the written consent of Pace Analytical Services, LLC.

Pace Analytical Services, LLC
7726 Moller Road
Indianapolis, IN 46268
(317)228-3100

ANALYTICAL RESULTS - RADIOCHEMISTRY

Project: Harding St Profile 1 Report 2
Pace Project No.: 50315836

Sample: MW-106S **Lab ID: 50315836001** Collected: 05/05/22 11:43 Received: 05/06/22 13:20 Matrix: Water
PWS: Site ID: Sample Type:

Parameters	Method	Act ± Unc (MDC) Carr Trac	Units	Analyzed	CAS No.	Qual
	Pace Analytical Services - Greensburg					
Radium-226	EPA 903.1	**0.0541 ± 0.281 (0.582) C:NA T:90%**	pCi/L	06/15/22 12:00	13982-63-3	
	Pace Analytical Services - Greensburg					
Radium-228	EPA 904.0	**0.680 ± 0.379 (0.680) C:80% T:85%**	pCi/L	06/08/22 16:08	15262-20-1	
	Pace Analytical Services - Greensburg					
Total Radium	Total Radium Calculation	**0.734 ± 0.660 (1.26)**	pCi/L	06/16/22 18:09	7440-14-4	

This report shall not be reproduced, except in full,
without the written consent of Pace Analytical Services, LLC.

Pace Analytical Services, LLC
7726 Moller Road
Indianapolis, IN 46268
(317)228-3100

ANALYTICAL RESULTS - RADIOCHEMISTRY

Project: Harding St Profile 1 Report 2
Pace Project No.: 50315836

Sample: MW-106D **Lab ID: 50315836002** Collected: 05/05/22 12:54 Received: 05/06/22 13:20 Matrix: Water
PWS: Site ID: Sample Type:

Parameters	Method	Act ± Unc (MDC) Carr Trac	Units	Analyzed	CAS No.	Qual
	Pace Analytical Services - Greensburg					
Radium-226	EPA 903.1	**0.302 ± 0.343 (0.541) C:NA T:92%**	pCi/L	06/15/22 12:00	13982-63-3	
	Pace Analytical Services - Greensburg					
Radium-228	EPA 904.0	**0.694 ± 0.362 (0.622) C:83% T:83%**	pCi/L	06/08/22 16:08	15262-20-1	
	Pace Analytical Services - Greensburg					
Total Radium	Total Radium Calculation	**0.996 ± 0.705 (1.16)**	pCi/L	06/16/22 18:09	7440-14-4	

This report shall not be reproduced, except in full,
without the written consent of Pace Analytical Services, LLC.

Pace Analytical Services, LLC
7726 Moller Road
Indianapolis, IN 46268
(317)228-3100

ANALYTICAL RESULTS - RADIOCHEMISTRY

Project: Harding St Profile 1 Report 2
Pace Project No.: 50315836

Sample: MW-107S **Lab ID: 50315836003** Collected: 05/05/22 10:25 Received: 05/06/22 13:20 Matrix: Water
PWS: Site ID: Sample Type:

Parameters	Method	Act ± Unc (MDC) Carr Trac	Units	Analyzed	CAS No.	Qual
	Pace Analytical Services - Greensburg					
Radium-226	EPA 903.1	**0.691 ± 0.527 (0.749) C:NA T:96%**	pCi/L	06/15/22 12:00	13982-63-3	
	Pace Analytical Services - Greensburg					
Radium-228	EPA 904.0	**0.168 ± 0.358 (0.794) C:71% T:81%**	pCi/L	06/08/22 16:08	15262-20-1	
	Pace Analytical Services - Greensburg					
Total Radium	Total Radium Calculation	**0.859 ± 0.885 (1.54)**	pCi/L	06/16/22 18:09	7440-14-4	

REPORT OF LABORATORY ANALYSIS

This report shall not be reproduced, except in full,
without the written consent of Pace Analytical Services, LLC.

Pace Analytical Services, LLC
7726 Moller Road
Indianapolis, IN 46268
(317)228-3100

ANALYTICAL RESULTS - RADIOCHEMISTRY

Project: Harding St Profile 1 Report 2
Pace Project No.: 50315836

Sample: MW-107I **Lab ID: 50315836004** Collected: 05/05/22 13:05 Received: 05/06/22 13:20 Matrix: Water
PWS: Site ID: Sample Type:

Parameters	Method	Act ± Unc (MDC) Carr Trac	Units	Analyzed	CAS No.	Qual
	Pace Analytical Services - Greensburg					
Radium-226	EPA 903.1	**0.429 ± 0.495 (0.805) C:NA T:94%**	pCi/L	06/15/22 12:00	13982-63-3	
	Pace Analytical Services - Greensburg					
Radium-228	EPA 904.0	**0.638 ± 0.391 (0.726) C:83% T:83%**	pCi/L	06/08/22 16:08	15262-20-1	
	Pace Analytical Services - Greensburg					
Total Radium	Total Radium Calculation	**1.07 ± 0.886 (1.53)**	pCi/L	06/16/22 18:09	7440-14-4	

This report shall not be reproduced, except in full,
without the written consent of Pace Analytical Services, LLC.

Pace Analytical Services, LLC
7726 Moller Road
Indianapolis, IN 46268
(317)228-3100

ANALYTICAL RESULTS - RADIOCHEMISTRY

Project: Harding St Profile 1 Report 2
Pace Project No.: 50315836

Sample: MW-107D **Lab ID: 50315836005** Collected: 05/05/22 11:50 Received: 05/06/22 13:20 Matrix: Water
PWS: Site ID: Sample Type:

Parameters	Method	Act ± Unc (MDC) Carr Trac	Units	Analyzed	CAS No.	Qual
	Pace Analytical Services - Greensburg					
Radium-226	EPA 903.1	**0.526 ± 0.417 (0.566) C:NA T:96%**	pCi/L	06/15/22 12:00	13982-63-3	
	Pace Analytical Services - Greensburg					
Radium-228	EPA 904.0	**0.467 ± 0.404 (0.815) C:82% T:80%**	pCi/L	06/08/22 16:08	15262-20-1	
	Pace Analytical Services - Greensburg					
Total Radium	Total Radium Calculation	**0.993 ± 0.821 (1.38)**	pCi/L	06/16/22 18:09	7440-14-4	

REPORT OF LABORATORY ANALYSIS

This report shall not be reproduced, except in full,
without the written consent of Pace Analytical Services, LLC.

Pace Analytical Services, LLC
7726 Moller Road
Indianapolis, IN 46268
(317)228-3100

ANALYTICAL RESULTS - RADIOCHEMISTRY

Project: Harding St Profile 1 Report 2
Pace Project No.: 50315836

Sample: DUP 3 **Lab ID: 50315836006** Collected: 05/05/22 00:00 Received: 05/06/22 13:20 Matrix: Water
PWS: Site ID: Sample Type:

Parameters	Method	Act ± Unc (MDC) Carr Trac	Units	Analyzed	CAS No.	Qual
	Pace Analytical Services - Greensburg					
Radium-226	EPA 903.1	**0.815 ± 0.541 (0.712) C:NA T:86%**	pCi/L	06/15/22 12:00	13982-63-3	
	Pace Analytical Services - Greensburg					
Radium-228	EPA 904.0	**0.295 ± 0.359 (0.758) C:83% T:86%**	pCi/L	06/08/22 16:08	15262-20-1	
	Pace Analytical Services - Greensburg					
Total Radium	Total Radium Calculation	**1.11 ± 0.900 (1.47)**	pCi/L	06/16/22 18:09	7440-14-4	

This report shall not be reproduced, except in full,
without the written consent of Pace Analytical Services, LLC.

Pace Analytical Services, LLC
7726 Moller Road
Indianapolis, IN 46268
(317)228-3100

QUALITY CONTROL - RADIOCHEMISTRY

Project: Harding St Profile 1 Report 2
Pace Project No.: 50315836

QC Batch: 505239
QC Batch Method: EPA 903.1
Analysis Method: EPA 903.1
Analysis Description: 903.1 Radium-226
Laboratory: Pace Analytical Services - Greensburg
Associated Lab Samples: 50315836001, 50315836002, 50315836003, 50315836004, 50315836005, 50315836006

METHOD BLANK: 2447174 Matrix: Water
Associated Lab Samples: 50315836001, 50315836002, 50315836003, 50315836004, 50315836005, 50315836006

Parameter	Act ± Unc (MDC) Carr Trac	Units	Analyzed	Qualifiers
Radium-226	-0.190 ± 0.249 (0.604) C:NA T:96%	pCi/L	06/15/22 12:00	

Results presented on this page are in the units indicated by the "Units" column except where an alternate unit is presented to the right of the result.

REPORT OF LABORATORY ANALYSIS

This report shall not be reproduced, except in full,
without the written consent of Pace Analytical Services, LLC.

Pace Analytical Services, LLC
7726 Moller Road
Indianapolis, IN 46268
(317)228-3100

QUALITY CONTROL - RADIOCHEMISTRY

Project: Harding St Profile 1 Report 2
Pace Project No.: 50315836

QC Batch: 505241
QC Batch Method: EPA 904.0
Analysis Method: EPA 904.0
Analysis Description: 904.0 Radium 228
Laboratory: Pace Analytical Services - Greensburg
Associated Lab Samples: 50315836001, 50315836002, 50315836003, 50315836004, 50315836005, 50315836006

METHOD BLANK: 2447182
Matrix: Water
Associated Lab Samples: 50315836001, 50315836002, 50315836003, 50315836004, 50315836005, 50315836006

Parameter	Act ± Unc (MDC) Carr Trac	Units	Analyzed	Qualifiers
Radium-228	0.235 ± 0.296 (0.628) C:85% T:87%	pCi/L	06/08/22 16:06	

Results presented on this page are in the units indicated by the "Units" column except where an alternate unit is presented to the right of the result.

REPORT OF LABORATORY ANALYSIS

This report shall not be reproduced, except in full,
without the written consent of Pace Analytical Services, LLC.

Pace Analytical Services, LLC
7726 Moller Road
Indianapolis, IN 46268
(317)228-3100

QUALIFIERS

Project: Harding St Profile 1 Report 2
Pace Project No.: 50315836

DEFINITIONS

DF - Dilution Factor, if reported, represents the factor applied to the reported data due to dilution of the sample aliquot.

ND - Not Detected at or above adjusted reporting limit.

TNTC - Too Numerous To Count

J - Estimated concentration above the adjusted method detection limit and below the adjusted reporting limit.

MDL - Adjusted Method Detection Limit.

PQL - Practical Quantitation Limit.

RL - Reporting Limit - The lowest concentration value that meets project requirements for quantitative data with known precision and bias for a specific analyte in a specific matrix.

S - Surrogate

1,2-Diphenylhydrazine decomposes to and cannot be separated from Azobenzene using Method 8270. The result for each analyte is a combined concentration.

Consistent with EPA guidelines, unrounded data are displayed and have been used to calculate % recovery and RPD values.

LCS(D) - Laboratory Control Sample (Duplicate)

MS(D) - Matrix Spike (Duplicate)

DUP - Sample Duplicate

RPD - Relative Percent Difference

NC - Not Calculable.

SG - Silica Gel - Clean-Up

U - Indicates the compound was analyzed for, but not detected.

N-Nitrosodiphenylamine decomposes and cannot be separated from Diphenylamine using Method 8270. The result reported for each analyte is a combined concentration.

Reported results are not rounded until the final step prior to reporting. Therefore, calculated parameters that are typically reported as "Total" may vary slightly from the sum of the reported component parameters.

Act - Activity

Unc - Uncertainty: SDWA = 1.96 sigma count uncertainty, all other matrices = Expanded Uncertainty (95% confidence interval). Gamma Spec = Expanded Uncertainty (95.4% Confidence Interval)

(MDC) - Minimum Detectable Concentration

Trac - Tracer Recovery (%)

Carr - Carrier Recovery (%)

Pace Analytical is TNI accredited. Contact your Pace PM for the current list of accredited analytes.

TNI - The NELAC Institute.

ANALYTE QUALIFIERS

H3	Sample was received or analysis requested beyond the recognized method holding time.
M0	Matrix spike recovery and/or matrix spike duplicate recovery was outside laboratory control limits.
N2	The lab does not hold NELAC/TNI accreditation for this parameter but other accreditations/certifications may apply. A complete list of accreditations/certifications is available upon request.

This report shall not be reproduced, except in full,
without the written consent of Pace Analytical Services, LLC.

Pace Analytical Services, LLC
7726 Moller Road
Indianapolis, IN 46268
(317)228-3100

QUALITY CONTROL DATA CROSS REFERENCE TABLE

Project: Harding St Profile 1 Report 2
Pace Project No.: 50315836

Lab ID	Sample ID	QC Batch Method	QC Batch	Analytical Method	Analytical Batch
50315836001	**MW-106S**	EPA 9056	676957		
50315836002	**MW-106D**	EPA 9056	676957		
50315836003	**MW-107S**	EPA 9056	676957		
50315836004	**MW-107I**	EPA 9056	676957		
50315836005	**MW-107D**	EPA 9056	676957		
50315836006	**DUP 3**	EPA 9056	676957		
50315836001	**MW-106S**	EPA 3010	675195	EPA 6010	677074
50315836002	**MW-106D**	EPA 3010	675195	EPA 6010	677074
50315836003	**MW-107S**	EPA 3010	675195	EPA 6010	677074
50315836004	**MW-107I**	EPA 3010	675195	EPA 6010	677074
50315836005	**MW-107D**	EPA 3010	675195	EPA 6010	677074
50315836006	**DUP 3**	EPA 3010	675195	EPA 6010	677074
50315836001	**MW-106S**	EPA 3010	675145	EPA 6010	676545
50315836002	**MW-106D**	EPA 3010	675145	EPA 6010	676545
50315836003	**MW-107S**	EPA 3010	675145	EPA 6010	676545
50315836004	**MW-107I**	EPA 3010	675145	EPA 6010	676545
50315836005	**MW-107D**	EPA 3010	675145	EPA 6010	676545
50315836006	**DUP 3**	EPA 3010	675145	EPA 6010	676545
50315836001	**MW-106S**	EPA 200.2	675800	EPA 6020	676024
50315836002	**MW-106D**	EPA 200.2	675800	EPA 6020	676024
50315836003	**MW-107S**	EPA 200.2	675800	EPA 6020	676024
50315836004	**MW-107I**	EPA 200.2	675800	EPA 6020	676024
50315836005	**MW-107D**	EPA 200.2	675800	EPA 6020	676024
50315836006	**DUP 3**	EPA 200.2	675800	EPA 6020	676024
50315836001	**MW-106S**	EPA 903.1	505239		
50315836002	**MW-106D**	EPA 903.1	505239		
50315836003	**MW-107S**	EPA 903.1	505239		
50315836004	**MW-107I**	EPA 903.1	505239		
50315836005	**MW-107D**	EPA 903.1	505239		
50315836006	**DUP 3**	EPA 903.1	505239		
50315836001	**MW-106S**	EPA 904.0	505241		
50315836002	**MW-106D**	EPA 904.0	505241		
50315836003	**MW-107S**	EPA 904.0	505241		
50315836004	**MW-107I**	EPA 904.0	505241		
50315836005	**MW-107D**	EPA 904.0	505241		
50315836006	**DUP 3**	EPA 904.0	505241		
50315836001	**MW-106S**	Total Radium Calculation	512513		
50315836002	**MW-106D**	Total Radium Calculation	512513		
50315836003	**MW-107S**	Total Radium Calculation	512513		
50315836004	**MW-107I**	Total Radium Calculation	512513		
50315836005	**MW-107D**	Total Radium Calculation	512513		
50315836006	**DUP 3**	Total Radium Calculation	512513		
50315836001	**MW-106S**	SM 2320B	676431		
50315836002	**MW-106D**	SM 2320B	676431		
50315836003	**MW-107S**	SM 2320B	676431		

REPORT OF LABORATORY ANALYSIS

This report shall not be reproduced, except in full,
without the written consent of Pace Analytical Services, LLC.

Pace Analytical Services, LLC
7726 Moller Road
Indianapolis, IN 46268
(317)228-3100

QUALITY CONTROL DATA CROSS REFERENCE TABLE

Project: Harding St Profile 1 Report 2
Pace Project No.: 50315836

Lab ID	Sample ID	QC Batch Method	QC Batch	Analytical Method	Analytical Batch
50315836004	MW-107I	SM 2320B	676431		
50315836005	MW-107D	SM 2320B	676431		
50315836006	DUP 3	SM 2320B	676431		
50315836001	MW-106S	SM 2540C	675789		
50315836002	MW-106D	SM 2540C	675789		
50315836003	MW-107S	SM 2540C	675790		
50315836004	MW-107I	SM 2540C	675790		
50315836005	MW-107D	SM 2540C	675790		
50315836006	DUP 3	SM 2540C	675790		
50315836001	MW-106S	SM 4500-H+B	676299		
50315836002	MW-106D	SM 4500-H+B	676299		
50315836003	MW-107S	SM 4500-H+B	676299		
50315836004	MW-107I	SM 4500-H+B	676299		
50315836005	MW-107D	SM 4500-H+B	676299		
50315836006	DUP 3	SM 4500-H+B	676299		
50315836001	MW-106S	SM 4500-S2-D	674957		
50315836002	MW-106D	SM 4500-S2-D	674957		
50315836003	MW-107S	SM 4500-S2-D	674957		
50315836004	MW-107I	SM 4500-S2-D	674957		
50315836005	MW-107D	SM 4500-S2-D	674957		
50315836006	DUP 3	SM 4500-S2-D	674957		
50315836001	MW-106S	HACH 8146	675312		
50315836002	MW-106D	HACH 8146	675312		
50315836003	MW-107S	HACH 8146	675312		
50315836004	MW-107I	HACH 8146	675312		
50315836005	MW-107D	HACH 8146	675312		
50315836006	DUP 3	HACH 8146	675312		
50315836001	MW-106S	EPA 353.2	674902		
50315836002	MW-106D	EPA 353.2	674905		
50315836003	MW-107S	EPA 353.2	674902		
50315836004	MW-107I	EPA 353.2	674905		
50315836005	MW-107D	EPA 353.2	674902		
50315836006	DUP 3	EPA 353.2	674902		
50315836001	MW-106S	EPA 365.1	675364	EPA 365.1	676257
50315836002	MW-106D	EPA 365.1	675364	EPA 365.1	676257
50315836003	MW-107S	EPA 365.1	675364	EPA 365.1	676257
50315836004	MW-107I	EPA 365.1	675364	EPA 365.1	676257
50315836005	MW-107D	EPA 365.1	675364	EPA 365.1	676257
50315836006	DUP 3	EPA 365.1	675566	EPA 365.1	676272
50315836001	MW-106S	SM 5310C	676189		
50315836002	MW-106D	SM 5310C	676189		
50315836003	MW-107S	SM 5310C	676189		

This report shall not be reproduced, except in full,
without the written consent of Pace Analytical Services, LLC.

Pace Analytical Services, LLC
7726 Moller Road
Indianapolis, IN 46268
(317)228-3100

QUALITY CONTROL DATA CROSS REFERENCE TABLE

Project: Harding St Profile 1 Report 2
Pace Project No.: 50315836

Lab ID	Sample ID	QC Batch Method	QC Batch	Analytical Method	Analytical Batch
50315836004	**MW-107I**	SM 5310C	676189		
50315836005	**MW-107D**	SM 5310C	676189		
50315836006	**DUP 3**	SM 5310C	676189		
50315836001	**MW-106S**	SM 5310C	676499		
50315836002	**MW-106D**	SM 5310C	676499		
50315836003	**MW-107S**	SM 5310C	676499		
50315836004	**MW-107I**	SM 5310C	676499		
50315836005	**MW-107D**	SM 5310C	676499		
50315836006	**DUP 3**	SM 5310C	676499		

This report shall not be reproduced, except in full,
without the written consent of Pace Analytical Services, LLC.

Pace Analytical
WWW.PACELABS.COM

CHAIN-OF-CUSTODY / Analytical Request Do

WO# : 50315836

50315836

The Chain-of-Custody is a LEGAL DOCUMENT. All relevant fields mus

Submitting a sample via this chain of custody constitutes acknowledgment and acceptance of the Pace Terms and Conditions found at https://info.pacela

Section A Required Client Information:		Section B Required Project Information:		Section C Invoice Information:	
Company:	Atlas Indianapolis	Report To:	Mark Breting	Attention:	Accounts Payable - Paula Sedam
Address:	7988 Centerpoint Drive Suite 100	Copy To:		Company Name:	Atlas Indianapolis
	Indianapolis, IN 46256			Address:	
Email:	mark.breting@oneatlas.com	Purchase Order #:		Pace Quote:	
Phone:	(317)579-4082 Fax:	Project Name:	Harding St Profile 1 Report 2	Pace Project Manager:	Hayden Putt
Requested Due Date:		Project #:		Pace Profile #:	10498/16

Regulatory Agency	
State / Location	IN

ITEM #	SAMPLE ID One Character per box. (A-Z, 0-9 / , -) Sample Ids must be unique MATRIX / CODE: Drinking Water DW; Water WT; Waste Water WW; Product P; Soil/Solid SL; Oil OL; Wipe WP; Air AR; Other OT; Tissue TS	MATRIX CODE (see valid codes to left)	SAMPLE TYPE (G=GRAB C=COMP)	COLLECTED START DATE	COLLECTED START TIME	COLLECTED END DATE	COLLECTED END TIME	SAMPLE TEMP AT COLLECTION	# OF CONTAINERS	Preservatives: Unpreserved	H2SO4	HNO3	HCl	NaOH + ZnAcetate	Na2S2O3	Methanol	Other	Analyses Test Y/N	TDS/ NO3,NO2-Wet	(Cl, F, SO4) by IC	Metals, Total*	Metals Diss. Field Filtered**	Rad-228	Rad-226	Alkalinity, Ferrous Iron, pH	TOC by 5310C	DOC by 5310C	Sulfide	Phosphate		Residual Chlorine (Y/N)	
	Requested Analysis Filtered (Y/N)																Y								Y						
13	MW-105S	WT							11	3	3	4		1				X	X	X	X	X	X	X	X	X	X	X			
14	MW-105I	WT							11	3	3	4		1				X	X	X	X	X	X	X	X	X	X	X			
15	MW-105D	WT							11	3	3	4		1				X	X	X	X	X	X	X	X	X	X	X			
16	MW-106S	WT	G			5/5/22	1143		11	3	3	4		1				X	X	X	X	X	X	X	X	X	X	X			001
17	MW-106I	WT							11	3	3	4		1				X	X	X	X	X	X	X	X	X	X	X			
18	MW-106D	WT	G			5/5/22	1254		11	3	3	4		1				X	X	X	X	X	X	X	X	X	X	X			002
19	MW-107S	WT	G			5/5/22	1025		11	3	3	4		1				X	X	X	X	X	X	X	X	X	X	X			003
20	MW-107I	WT	G			5/5/22	1305		11	3	3	4		1				X	X	X	X	X	X	X	X	X	X	X			004
21	MW-107D	WT	G			5/5/22	1150		11	3	3	4		1				X	X	X	X	X	X	X	X	X	X	X			005
22	MW-108S	WT							11	3	3	4		1				X	X	X	X	X	X	X	X	X	X	X			
23	MW-108D	WT							11	3	3	4		1				X	X	X	X	X	X	X	X	X	X	X			
24	DUP 3	WT	G			5/5/22	0000		11	3	3	4		1				X	X	X	X	X	X	X	X	X	X	X			006

ADDITIONAL COMMENTS	RELINQUISHED BY / AFFILIATION	DATE	TIME	ACCEPTED BY / AFFILIATION	DATE	TIME	SAMPLE CONDITIONS
* Metals: 6010 (Al, Ba, B, Cd, Cr, Fe, Pb, Mn, Mo, Ca, Mg, Na, K, Li, SiO2)	Mark Breting / Atlas	5/6/22	0945	Pace	5/6/22	945	
6020 (Co, As, Se, Sb)	Pace	5/6/22	1320		5/6/22	1320	Seal
** Dissolved FF 6010 (Mo, Mn)							
Alkalinity = (Total , Bicarb & Carb)							

SAMPLER NAME AND SIGNATURE			TEMP in C	Received on Ice (Y/N)	Custody Sealed Cooler (Y/N)	Samples Intact (Y/N)
PRINT Name of SAMPLER:	P. Greg Hopper					
SIGNATURE of SAMPLER:	Mark Breting / fa	DATE Signed: 5/6/22				

SAMPLE CONDITION UPON RECEIPT FORM

Date/Time and Initials of person examining contents: 5/6/22 1405

1. **Courier:** ☐ FED EX ☐ UPS ☐ CLIENT ☑ PACE ☐ USPS ☐ OTHER _____
2. **Custody Seal on Cooler/Box Present:** ☐ Yes ☑ No
   (If yes)Seals Intact: ☐ Yes ☐ No **(leave blank if no seals were present)**
3. **Thermometer:** 1 2 3 4 5 6 A B C D E F
4. **Cooler Temperature(s):** (Initial/Corrected) RECORD TEMPS OF ALL COOLERS RECEIVED (use Comments below to add more)
5. **Packing Material:** ☐ Bubble Wrap ☑ Bubble Bags ☐ None ☐ Other _____
6. **Ice Type:** ☑ Wet ☐ Blue ☐ None
7. **If temp. is over 6°C or under 0°C, was the PM notified?:** ☐ Yes ☐ No
   Cooler temp should be above freezing to 6°C

All discrepancies will be written out in the comments section below.

	Yes	No		Yes	No	N/A
USDA Regulated Soils? (HI, ID, NY, WA, OR,CA, NM, TX, OK, AR, LA, TN, AL, MS, NC, SC, GA, FL, or Puerto Rico)		✓	All containers needing acid/base preservation have been pH CHECKED?: **Exceptions: VOA, coliform, LLHg, O&G, RAD CHEM, and any container with a septum cap or preserved with HCl.** **Circle:** ~~HNO3 (<2)~~ ~~H2SO4 (<2)~~ NaOH (>10) ~~NaOH/ZnAc (>9)~~ Any non-conformance to pH recommendations will be noted on the container count form	✓		
Short Hold Time Analysis (48 hours or less)? **Analysis:** NO3	✓					
Time 5035A TC placed in Freezer or Short Holds To Lab	Time: 1500			Present	Absent	N/A
			Residual Chlorine Check (SVOC 625 Pest/PCB 608)			—
Rush TAT Requested (4 days or less):		✓	Residual Chlorine Check (Total/Amenable/Free Cyanide)			—
Custody Signatures Present?	—		Headspace Wisconsin Sulfide?			—
Containers Intact?:	—		Headspace in VOA Vials (>6mm): See Containter Count form for details	Present	Absent	No VOA Vials Sent
Sample Label (IDs/Dates/Times) Match COC?: Except TCs, which only require sample ID	✓		Trip Blank Present?		✓	
Extra labels on Terracore Vials? (soils only)			Trip Blank Custody Seals?:		✓	

COMMENTS: 1.8/1.6 0.6/0.4 0.8/0.6 0.7/0.5 1.6/1.4

Samples 007-010 moved to 50317428. hrp 5/26/22

COC PAGE 1 **of** 2

Sample Container Count

SBS
DI
MeOH (only)
BK
Kit

** Place a RED dot on containers that are out of conformance **

COC Line Item	WGFU	R	DG9H VG9H	VOA VIAL HS (>6mm)	VG9U	DG9U	VG9T	AG0U	AG1H	AG1U	AG2U	AG3S	AG3SF	AG3C	BP1U	BP1N	BP2U	BP3U	BP3N	BP3F	BP3S	BP3B	BP3Z	CG3H	Syringe Kit			Matrix	HNO3/ H2SO4 pH <2	NaOH/ ZNAc pH >9	NaOH pH>10
1																															
2																															
3																															
4												1	1			2	1	2	1	1	1		1					WT	✓	✓	
5																															
6												1	1			2	1	2	1	1	1		1					WT	✓	✓	
7												↓	↓			↓	↓	↓	↓	↓	↓		↓					↓	↓	↓	
8																															
9																															
10																															
11																															
12												1	1			2	1	2	1	1	1		1					WT	✓	✓	

Container Codes

Glass

DG9H	40mL HCl amber voa vial	BG1T	1L Na Thiosulfate clear glass	BP1B	1L NaOH plastic
DG9P	40mL TSP amber vial	BG1U	1L unpreserved glass	BP1N	1L HNO3 plastic
DG9S	40mL H2SO4 amber vial	BG3H	250mL HCl Clear Glass	BP1S	1L H2SO4 plastic
DG9T	40mL Na Thio amber vial	BG3U	250mL Unpres Clear Glass	BP1U	1L unpreserved plastic
DG9U	40mL unpreserved amber vial	AG0U	100mL unpres amber glass	BP1Z	1L NaOH, Zn, Ac
VG9H	40mL HCl clear vial	AG1H	1L HCl amber glass	BP2N	500mL HNO3 plastic
VG9T	40mL Na Thio. clear vial	AG1S	1L H2SO4 amber glass	BP2C	500mL NaOH plastic
VG9U	40mL unpreserved clear vial	AG1T	1L Na Thiosulfate amber glass	BP2S	500mL H2SO4 plastic
I	40mL w/hexane wipe vial	AG1U	1liter unpres amber glass	BP2U	500mL unpreserved plastic
WGKU	8oz unpreserved clear jar	AG2N	500mL HNO3 amber glass	BP2Z	500mL NaOH, Zn Ac
WGFU	4oz clear soil jar	AG2S	500mL H2SO4 amber glass	BP3B	250mL NaOH plastic
JGFU	4oz unpreserved amber wide	AG2U	500mL unpres amber glass	BP3N	250mL HNO3 plastic
CG3H	250mL clear glass HCl	AG3S	250mL H2SO4 amber glass	BP3F	250mL HNO3 plastic-field filtered
BG1H	1L HCl clear glass	AG3SF	250mL H2SO4 amb glass -field filtered	BP3U	250mL unpreserved plastic
BG1S	1L H2SO4 clear glass	AG3U	250mL unpres amber glass	BP3S	250mL H2SO4 plastic
GN	General	AG3C	250mL NaOH amber glass	BP3Z	250mL NaOH, ZnAc plastic

Plastic / Misc.

BP4U	125mL unpreserved plastic
BP4N	125mL HNO3 plastic
BP4S	125mL H2SO4 plastic

Syringe Kit	LL Cr+6 sampling kit

AF	Air Filter
C	Air Cassettes
R	Terracore kit
SP5T	120mL Coliform Na Thiosulfate
U	Summa Can
ZPLC	Ziploc Bag

WT		Water	
SL		Solid	
NAL	OL	Non-aqueous liquid	Oil
WP		Wipe	

Pace Analytical Services, LLC
7726 Moller Road
Indianapolis, IN 46268
(317)228-3100

August 01, 2022

Mr. Mark Breting
ATC Group Services
7988 Centerpoint Drive
Suite 100
Indianapolis, IN 46256

RE: Project: Harding St Profile 1 Report 1
Pace Project No.: 50315857

Dear Mr. Breting:

Enclosed are the analytical results for sample(s) received by the laboratory on May 06, 2022. The results relate only to the samples included in this report. Results reported herein conform to the applicable TNI/NELAC Standards and the laboratory's Quality Manual, where applicable, unless otherwise noted in the body of the report.

The test results provided in this final report were generated by each of the following laboratories within the Pace Network:

- Pace Analytical Services - Indianapolis
- Pace Analytical Services - Greensburg

If you have any questions concerning this report, please feel free to contact me.

Sincerely,

Hayden Putt
hayden.putt@pacelabs.com
(317)228-3145
Project Manager

Enclosures

cc: Mr. Robert Miller, Haley & Aldrich

This report shall not be reproduced, except in full,
without the written consent of Pace Analytical Services, LLC.

Pace Analytical Services, LLC
7726 Moller Road
Indianapolis, IN 46268
(317)228-3100

CERTIFICATIONS

Project: Harding St Profile 1 Report 1
Pace Project No.: 50315857

Pace Analytical Services Pennsylvania

1638 Roseytown Rd Suites 2,3&4, Greensburg, PA 15601
ANAB DOD-ELAP Rad Accreditation #: L2417
Alabama Certification #: 41590
Arizona Certification #: AZ0734
Arkansas Certification
California Certification #: 04222CA
Colorado Certification #: PA01547
Connecticut Certification #: PH-0694
Delaware Certification
EPA Region 4 DW Rad
Florida/TNI Certification #: E87683
Georgia Certification #: C040
Florida: Cert E871149 SEKS WET
Guam Certification
Hawaii Certification
Idaho Certification
Illinois Certification
Indiana Certification
Iowa Certification #: 391
Kansas/TNI Certification #: E-10358
Kentucky Certification #: KY90133
KY WW Permit #: KY0098221
KY WW Permit #: KY0000221
Louisiana DHH/TNI Certification #: LA180012
Louisiana DEQ/TNI Certification #: 4086
Maine Certification #: 2017020
Maryland Certification #: 308
Massachusetts Certification #: M-PA1457
Michigan/PADEP Certification #: 9991
Missouri Certification #: 235
Montana Certification #: Cert0082
Nebraska Certification #: NE-OS-29-14
Nevada Certification #: PA014572018-1
New Hampshire/TNI Certification #: 297617
New Jersey/TNI Certification #: PA051
New Mexico Certification #: PA01457
New York/TNI Certification #: 10888
North Carolina Certification #: 42706
North Dakota Certification #: R-190
Ohio EPA Rad Approval: #41249
Oregon/TNI Certification #: PA200002-010
Pennsylvania/TNI Certification #: 65-00282
Puerto Rico Certification #: PA01457
Rhode Island Certification #: 65-00282
South Dakota Certification
Tennessee Certification #: 02867
Texas/TNI Certification #: T104704188-17-3
Utah/TNI Certification #: PA014572017-9
USDA Soil Permit #: P330-17-00091
Vermont Dept. of Health: ID# VT-0282
Virgin Island/PADEP Certification
Virginia/VELAP Certification #: 460198
Washington Certification #: C868
West Virginia DEP Certification #: 143
West Virginia DHHR Certification #: 9964C
Wisconsin Approve List for Rad
Wyoming Certification #: 8TMS-L

Pace Analytical Services Indianapolis

7726 Moller Road, Indianapolis, IN 46268
Illinois Accreditation #: 200074
Indiana Drinking Water Laboratory #: C-49-06
Kansas/TNI Certification #: E-10177
Kentucky UST Agency Interest #: 80226
Kentucky WW Laboratory ID #: 98019
Michigan Drinking Water Laboratory #9050
Ohio VAP Certified Laboratory #: CL0065
Oklahoma Laboratory #: 9204
Texas Certification #: T104704355
Wisconsin Laboratory #: 999788130
USDA Soil Permit #: P330-19-00257

This report shall not be reproduced, except in full,
without the written consent of Pace Analytical Services, LLC.

Pace Analytical Services, LLC
7726 Moller Road
Indianapolis, IN 46268
(317)228-3100

SAMPLE SUMMARY

Project: Harding St Profile 1 Report 1
Pace Project No.: 50315857

Lab ID	Sample ID	Matrix	Date Collected	Date Received
50315857001	**MW-9I**	Water	05/06/22 10:55	05/06/22 14:20
50315857002	**MW-9D**	Water	05/06/22 11:07	05/06/22 14:20
50315857003	**MW-12S**	Water	05/06/22 12:50	05/06/22 14:20
50315857004	**MW-12D**	Water	05/06/22 12:25	05/06/22 14:20

This report shall not be reproduced, except in full,
without the written consent of Pace Analytical Services, LLC.

Pace Analytical Services, LLC
7726 Moller Road
Indianapolis, IN 46268
(317)228-3100

SAMPLE ANALYTE COUNT

Project: Harding St Profile 1 Report 1
Pace Project No.: 50315857

Lab ID	Sample ID	Method	Analysts	Analytes Reported	Laboratory
50315857001	**MW-9I**	EPA 9056	RMR	3	PASI-I
		EPA 6010	MTM	15	PASI-I
		EPA 6010	JPK	2	PASI-I
		EPA 6020	DMT	6	PASI-I
		EPA 7470	ILP	1	PASI-I
		EPA 903.1	SLC	1	PASI-PA
		EPA 904.0	VAL	1	PASI-PA
		Total Radium Calculation	JAL	1	PASI-PA
		SM 2320B	SLB	3	PASI-I
		SM 2540C	BSW	1	PASI-I
		SM 4500-H+B	TKG	1	PASI-I
		SM 4500-S2-D	SWJ	1	PASI-I
		HACH 8146	SWJ	1	PASI-I
		EPA 353.2	OAS	2	PASI-I
		EPA 365.1	ZM	1	PASI-I
		SM 5310C	ZM	1	PASI-I
		SM 5310C	ZM	1	PASI-I
50315857002	**MW-9D**	EPA 9056	RMR	3	PASI-I
		EPA 6010	MTM	15	PASI-I
		EPA 6010	JPK	2	PASI-I
		EPA 6020	DMT	6	PASI-I
		EPA 7470	ILP	1	PASI-I
		EPA 903.1	SLC	1	PASI-PA
		EPA 904.0	VAL	1	PASI-PA
		Total Radium Calculation	JAL	1	PASI-PA
		SM 2320B	SLB	3	PASI-I
		SM 2540C	BSW	1	PASI-I
		SM 4500-H+B	TKG	1	PASI-I
		SM 4500-S2-D	SWJ	1	PASI-I
		HACH 8146	SWJ	1	PASI-I
		EPA 353.2	OAS	2	PASI-I
		EPA 365.1	ZM	1	PASI-I
		SM 5310C	ZM	1	PASI-I
		SM 5310C	ZM	1	PASI-I
50315857003	**MW-12S**	EPA 9056	RMR	3	PASI-I
		EPA 6010	MTM	15	PASI-I
		EPA 6010	JPK	2	PASI-I

This report shall not be reproduced, except in full,
without the written consent of Pace Analytical Services, LLC.

Pace Analytical Services, LLC
7726 Moller Road
Indianapolis, IN 46268
(317)228-3100

SAMPLE ANALYTE COUNT

Project: Harding St Profile 1 Report 1
Pace Project No.: 50315857

Lab ID	Sample ID	Method	Analysts	Analytes Reported	Laboratory
		EPA 6020	DMT	6	PASI-I
		EPA 7470	ILP	1	PASI-I
		EPA 903.1	SLC	1	PASI-PA
		EPA 904.0	VAL	1	PASI-PA
		Total Radium Calculation	JAL	1	PASI-PA
		SM 2320B	SLB	3	PASI-I
		SM 2540C	BSW	1	PASI-I
		SM 4500-H+B	TKG	1	PASI-I
		SM 4500-S2-D	SWJ	1	PASI-I
		HACH 8146	SWJ	1	PASI-I
		EPA 353.2	OAS	2	PASI-I
		EPA 365.1	ZM	1	PASI-I
		SM 5310C	ZM	1	PASI-I
		SM 5310C	ZM	1	PASI-I
50315857004	**MW-12D**	EPA 9056	RMR	3	PASI-I
		EPA 6010	MTM	15	PASI-I
		EPA 6010	JPK	2	PASI-I
		EPA 6020	DMT	6	PASI-I
		EPA 7470	ILP	1	PASI-I
		EPA 903.1	SLC	1	PASI-PA
		EPA 904.0	VAL	1	PASI-PA
		Total Radium Calculation	JAL	1	PASI-PA
		SM 2320B	SLB	3	PASI-I
		SM 2540C	BSW	1	PASI-I
		SM 4500-H+B	TKG	1	PASI-I
		SM 4500-S2-D	SWJ	1	PASI-I
		HACH 8146	SWJ	1	PASI-I
		EPA 353.2	OAS	2	PASI-I
		EPA 365.1	ZM	1	PASI-I
		SM 5310C	ZM	1	PASI-I
		SM 5310C	ZM	1	PASI-I

PASI-I = Pace Analytical Services - Indianapolis
PASI-PA = Pace Analytical Services - Greensburg

This report shall not be reproduced, except in full,
without the written consent of Pace Analytical Services, LLC.

Pace Analytical Services, LLC
7726 Moller Road
Indianapolis, IN 46268
(317)228-3100

SUMMARY OF DETECTION

Project: Harding St Profile 1 Report 1
Pace Project No.: 50315857

Lab Sample ID / Method	Client Sample ID / Parameters	Result	Units	Report Limit	Analyzed	Qualifiers
50315857001	**MW-9I**					
EPA 9056	Chloride	123	mg/L	25.0	05/20/22 14:06	
EPA 9056	Fluoride	1.2	mg/L	0.10	05/20/22 13:29	
EPA 9056	Sulfate	106	mg/L	2.5	05/20/22 13:47	
EPA 6010	Barium	78.1	ug/L	10.0	05/19/22 10:46	
EPA 6010	Boron	1350	ug/L	100	05/19/22 10:46	
EPA 6010	Calcium	104000	ug/L	1000	05/19/22 10:46	
EPA 6010	Iron	927	ug/L	100	05/19/22 10:46	
EPA 6010	Lithium	25.6	ug/L	20.0	05/19/22 10:46	
EPA 6010	Magnesium	27300	ug/L	1000	05/19/22 10:46	
EPA 6010	Manganese	238	ug/L	10.0	05/19/22 10:46	
EPA 6010	Molybdenum	111	ug/L	10.0	05/19/22 10:46	
EPA 6010	Potassium	6100	ug/L	1000	05/19/22 10:46	
EPA 6010	Silica	11000	ug/L	450	05/19/22 10:46	N2
EPA 6010	Sodium	76900	ug/L	1000	05/19/22 10:46	
EPA 6010	Manganese, Dissolved	246	ug/L	10.0	05/17/22 03:35	
EPA 6010	Molybdenum, Dissolved	109	ug/L	10.0	05/17/22 03:35	
EPA 6020	Arsenic	11.3	ug/L	1.0	05/15/22 12:54	
EPA 903.1	Radium-226	0.328 ± 0.305 (0.402) C:NA T:101%	pCi/L		06/02/22 13:55	
EPA 904.0	Radium-228	0.783 ± 0.364 (0.586) C:76% T:89%	pCi/L		05/31/22 15:04	
Total Radium Calculation	Total Radium	1.11 ± 0.669 (0.988)	pCi/L		06/09/22 15:51	
SM 2320B	Alkalinity, Total as CaCO3	268	mg/L	2.0	05/16/22 17:27	
SM 2320B	Alkalinity,Bicarbonate (CaCO3)	268	mg/L	2.0	05/16/22 17:27	
SM 2540C	Total Dissolved Solids	628	mg/L	10.0	05/13/22 09:15	
SM 4500-H+B	pH at 25 Degrees C	7.5	Std. Units	0.10	05/14/22 17:08	H3
HACH 8146	Iron, Ferrous	0.65	mg/L	0.20	05/10/22 12:23	H3,N2
SM 5310C	Dissolved Organic Carbon	1.0	mg/L	1.0	05/17/22 18:22	
50315857002	**MW-9D**					
EPA 9056	Chloride	127	mg/L	25.0	05/20/22 14:44	
EPA 9056	Fluoride	0.48	mg/L	0.10	05/20/22 14:24	
EPA 9056	Sulfate	200	mg/L	25.0	05/20/22 14:44	
EPA 6010	Barium	56.0	ug/L	10.0	05/19/22 10:52	
EPA 6010	Boron	1260	ug/L	100	05/19/22 10:52	
EPA 6010	Calcium	134000	ug/L	1000	05/19/22 10:52	
EPA 6010	Iron	1900	ug/L	100	05/19/22 10:52	
EPA 6010	Lithium	22.6	ug/L	20.0	05/19/22 10:52	
EPA 6010	Magnesium	35700	ug/L	1000	05/19/22 10:52	
EPA 6010	Manganese	283	ug/L	10.0	05/19/22 10:52	
EPA 6010	Molybdenum	47.5	ug/L	10.0	05/19/22 10:52	
EPA 6010	Potassium	6200	ug/L	1000	05/19/22 10:52	

REPORT OF LABORATORY ANALYSIS

This report shall not be reproduced, except in full,
without the written consent of Pace Analytical Services, LLC.

Pace Analytical Services, LLC
7726 Moller Road
Indianapolis, IN 46268
(317)228-3100

SUMMARY OF DETECTION

Project: Harding St Profile 1 Report 1
Pace Project No.: 50315857

Lab Sample ID / Method	Client Sample ID / Parameters	Result	Units	Report Limit	Analyzed	Qualifiers
50315857002	**MW-9D**					
EPA 6010	Silica	11800	ug/L	450	05/19/22 10:52	N2
EPA 6010	Sodium	77900	ug/L	1000	05/19/22 10:52	
EPA 6010	Manganese, Dissolved	278	ug/L	10.0	05/17/22 03:37	
EPA 6010	Molybdenum, Dissolved	47.5	ug/L	10.0	05/17/22 03:37	
EPA 6020	Arsenic	21.3	ug/L	1.0	05/15/22 13:06	
EPA 903.1	Radium-226	0.229 ± 0.356 (0.617) C:NA T:95%	pCi/L		06/02/22 13:55	
EPA 904.0	Radium-228	0.302 ± 0.278 (0.560) C:80% T:94%	pCi/L		05/31/22 15:04	
Total Radium Calculation	Total Radium	0.531 ± 0.634 (1.18)	pCi/L		06/09/22 15:51	
SM 2320B	Alkalinity, Total as CaCO3	262	mg/L	2.0	05/16/22 17:27	
SM 2320B	Alkalinity,Bicarbonate (CaCO3)	262	mg/L	2.0	05/16/22 17:27	
SM 2540C	Total Dissolved Solids	724	mg/L	20.0	05/13/22 09:16	
SM 4500-H+B	pH at 25 Degrees C	7.5	Std. Units	0.10	05/14/22 17:09	H3
EPA 353.2	Nitrogen, Nitrate	0.67	mg/L	0.10	05/06/22 18:24	
SM 5310C	Dissolved Organic Carbon	2.3	mg/L	1.0	05/17/22 18:34	
50315857003	**MW-12S**					
EPA 9056	Chloride	174	mg/L	25.0	05/20/22 15:19	
EPA 9056	Fluoride	2.1	mg/L	0.10	05/20/22 15:01	
EPA 9056	Sulfate	425	mg/L	25.0	05/20/22 15:19	
EPA 6010	Barium	31.1	ug/L	10.0	05/19/22 10:54	
EPA 6010	Boron	3240	ug/L	100	05/19/22 10:54	
EPA 6010	Calcium	178000	ug/L	1000	05/19/22 10:54	
EPA 6010	Lithium	67.8	ug/L	20.0	05/19/22 10:54	
EPA 6010	Magnesium	50600	ug/L	1000	05/19/22 10:54	
EPA 6010	Manganese	523	ug/L	10.0	05/19/22 10:54	
EPA 6010	Molybdenum	118	ug/L	10.0	05/19/22 10:54	
EPA 6010	Potassium	8480	ug/L	1000	05/19/22 10:54	
EPA 6010	Silica	16000	ug/L	450	05/19/22 10:54	N2
EPA 6010	Sodium	155000	ug/L	1000	05/19/22 10:54	
EPA 6010	Manganese, Dissolved	536	ug/L	10.0	05/17/22 03:39	
EPA 6010	Molybdenum, Dissolved	120	ug/L	10.0	05/17/22 03:39	
EPA 6020	Antimony	2.0	ug/L	1.0	05/13/22 14:17	
EPA 6020	Arsenic	46.0	ug/L	1.0	05/15/22 13:10	
EPA 6020	Selenium	26.3	ug/L	1.0	05/15/22 13:10	
EPA 903.1	Radium-226	0.0640 ± 0.517 (1.02) C:NA T:89%	pCi/L		06/02/22 13:55	

REPORT OF LABORATORY ANALYSIS

This report shall not be reproduced, except in full,
without the written consent of Pace Analytical Services, LLC.

Pace Analytical Services, LLC
7726 Moller Road
Indianapolis, IN 46268
(317)228-3100

SUMMARY OF DETECTION

Project: Harding St Profile 1 Report 1
Pace Project No.: 50315857

Lab Sample ID / Method	Client Sample ID / Parameters	Result	Units	Report Limit	Analyzed	Qualifiers
50315857003	**MW-12S**					
EPA 904.0	Radium-228	0.671 ± 0.366 (0.653) C:77% T:93%	pCi/L		05/31/22 15:04	
Total Radium Calculation	Total Radium	0.735 ± 0.883 (1.67)	pCi/L		06/09/22 15:51	
SM 2320B	Alkalinity, Total as CaCO3	344	mg/L	2.0	05/16/22 17:27	
SM 2320B	Alkalinity,Bicarbonate (CaCO3)	344	mg/L	2.0	05/16/22 17:27	
SM 2540C	Total Dissolved Solids	1240	mg/L	20.0	05/13/22 09:16	
SM 4500-H+B	pH at 25 Degrees C	7.4	Std. Units	0.10	05/14/22 17:09	H3
EPA 353.2	Nitrogen, Nitrate	0.67	mg/L	0.10	05/06/22 18:31	
SM 5310C	Total Organic Carbon	1.9	mg/L	1.0	05/14/22 17:14	
SM 5310C	Dissolved Organic Carbon	3.4	mg/L	1.0	05/17/22 18:47	
50315857004	**MW-12D**					
EPA 9056	Chloride	161	mg/L	25.0	05/20/22 13:07	
EPA 9056	Fluoride	1.9	mg/L	0.10	05/20/22 12:30	
EPA 9056	Sulfate	551	mg/L	25.0	05/20/22 13:07	
EPA 6010	Barium	26.7	ug/L	10.0	05/19/22 10:56	
EPA 6010	Boron	6050	ug/L	100	05/19/22 10:56	
EPA 6010	Calcium	214000	ug/L	2000	05/19/22 15:41	
EPA 6010	Iron	1950	ug/L	100	05/19/22 10:56	
EPA 6010	Lithium	74.8	ug/L	20.0	05/19/22 10:56	
EPA 6010	Magnesium	49800	ug/L	1000	05/19/22 10:56	
EPA 6010	Manganese	450	ug/L	10.0	05/19/22 10:56	
EPA 6010	Molybdenum	154	ug/L	10.0	05/19/22 10:56	
EPA 6010	Potassium	11700	ug/L	1000	05/19/22 10:56	
EPA 6010	Silica	14700	ug/L	450	05/19/22 10:56	N2
EPA 6010	Sodium	145000	ug/L	1000	05/19/22 10:56	
EPA 6010	Manganese, Dissolved	462	ug/L	10.0	05/17/22 03:42	
EPA 6010	Molybdenum, Dissolved	151	ug/L	10.0	05/17/22 03:42	
EPA 6020	Arsenic	387	ug/L	5.0	05/15/22 13:15	
EPA 903.1	Radium-226	0.567 ± 0.327 (0.128) C:NA T:100%	pCi/L		06/02/22 13:55	
EPA 904.0	Radium-228	0.823 ± 0.401 (0.691) C:75% T:95%	pCi/L		05/31/22 15:04	
Total Radium Calculation	Total Radium	1.39 ± 0.728 (0.819)	pCi/L		06/09/22 15:51	
SM 2320B	Alkalinity, Total as CaCO3	295	mg/L	2.0	05/16/22 17:27	
SM 2320B	Alkalinity,Bicarbonate (CaCO3)	295	mg/L	2.0	05/16/22 17:27	
SM 2540C	Total Dissolved Solids	1380	mg/L	20.0	05/13/22 09:16	
SM 4500-H+B	pH at 25 Degrees C	7.5	Std. Units	0.10	05/14/22 17:09	H3

REPORT OF LABORATORY ANALYSIS

This report shall not be reproduced, except in full,
without the written consent of Pace Analytical Services, LLC.

Pace Analytical Services, LLC
7726 Moller Road
Indianapolis, IN 46268
(317)228-3100

SUMMARY OF DETECTION

Project: Harding St Profile 1 Report 1
Pace Project No.: 50315857

Lab Sample ID / Method	Client Sample ID / Parameters	Result	Units	Report Limit	Analyzed	Qualifiers
50315857004	**MW-12D**					
EPA 365.1	Phosphate as P04	0.36	mg/L	0.15	05/14/22 08:44	
SM 5310C	Total Organic Carbon	1.3	mg/L	1.0	05/14/22 17:26	
SM 5310C	Dissolved Organic Carbon	1.3	mg/L	1.0	05/17/22 18:59	

This report shall not be reproduced, except in full,
without the written consent of Pace Analytical Services, LLC.

Pace Analytical Services, LLC
7726 Moller Road
Indianapolis, IN 46268
(317)228-3100

ANALYTICAL RESULTS

Project: Harding St Profile 1 Report 1
Pace Project No.: 50315857

Sample: MW-9I **Lab ID: 50315857001** Collected: 05/06/22 10:55 Received: 05/06/22 14:20 Matrix: Water

Parameters	Results	Units	Report Limit	DF	Prepared	Analyzed	CAS No.	Qual
9056 IC Anions	Analytical Method: EPA 9056							
	Pace Analytical Services - Indianapolis							
Chloride	**123**	mg/L	25.0	100		05/20/22 14:06	16887-00-6	
Fluoride	**1.2**	mg/L	0.10	1		05/20/22 13:29	16984-48-8	
Sulfate	**106**	mg/L	2.5	10		05/20/22 13:47	14808-79-8	
6010 MET ICP	Analytical Method: EPA 6010 Preparation Method: EPA 3010							
	Pace Analytical Services - Indianapolis							
Aluminum	ND	ug/L	200	1	05/14/22 14:28	05/19/22 10:46	7429-90-5	
Barium	**78.1**	ug/L	10.0	1	05/14/22 14:28	05/19/22 10:46	7440-39-3	
Boron	**1350**	ug/L	100	1	05/14/22 14:28	05/19/22 10:46	7440-42-8	
Cadmium	ND	ug/L	2.0	1	05/14/22 14:28	05/19/22 10:46	7440-43-9	
Calcium	**104000**	ug/L	1000	1	05/14/22 14:28	05/19/22 10:46	7440-70-2	
Chromium	ND	ug/L	10.0	1	05/14/22 14:28	05/19/22 10:46	7440-47-3	
Iron	**927**	ug/L	100	1	05/14/22 14:28	05/19/22 10:46	7439-89-6	
Lead	ND	ug/L	10.0	1	05/14/22 14:28	05/19/22 10:46	7439-92-1	
Lithium	**25.6**	ug/L	20.0	1	05/14/22 14:28	05/19/22 10:46	7439-93-2	
Magnesium	**27300**	ug/L	1000	1	05/14/22 14:28	05/19/22 10:46	7439-95-4	
Manganese	**238**	ug/L	10.0	1	05/14/22 14:28	05/19/22 10:46	7439-96-5	
Molybdenum	**111**	ug/L	10.0	1	05/14/22 14:28	05/19/22 10:46	7439-98-7	
Potassium	**6100**	ug/L	1000	1	05/14/22 14:28	05/19/22 10:46	7440-09-7	
Silica	**11000**	ug/L	450	1	05/14/22 14:28	05/19/22 10:46	7631-86-9	N2
Sodium	**76900**	ug/L	1000	1	05/14/22 14:28	05/19/22 10:46	7440-23-5	
6010 MET ICP, Dissolved	Analytical Method: EPA 6010 Preparation Method: EPA 3010							
	Pace Analytical Services - Indianapolis							
Manganese, Dissolved	**246**	ug/L	10.0	1	05/13/22 14:37	05/17/22 03:35	7439-96-5	
Molybdenum, Dissolved	**109**	ug/L	10.0	1	05/13/22 14:37	05/17/22 03:35	7439-98-7	
6020 MET ICPMS	Analytical Method: EPA 6020 Preparation Method: EPA 200.2							
	Pace Analytical Services - Indianapolis							
Antimony	ND	ug/L	1.0	1	05/12/22 14:20	05/13/22 14:00	7440-36-0	
Arsenic	**11.3**	ug/L	1.0	1	05/12/22 14:20	05/15/22 12:54	7440-38-2	
Beryllium	ND	ug/L	0.20	1	05/12/22 14:20	05/13/22 14:00	7440-41-7	
Cobalt	ND	ug/L	1.0	1	05/12/22 14:20	05/13/22 14:00	7440-48-4	
Selenium	ND	ug/L	1.0	1	05/12/22 14:20	05/15/22 12:54	7782-49-2	
Thallium	ND	ug/L	1.0	1	05/12/22 14:20	05/13/22 14:00	7440-28-0	
7470 Mercury	Analytical Method: EPA 7470 Preparation Method: EPA 7470							
	Pace Analytical Services - Indianapolis							
Mercury	ND	ug/L	0.20	1	05/11/22 18:11	05/12/22 13:05	7439-97-6	
2320B Alkalinity	Analytical Method: SM 2320B							
	Pace Analytical Services - Indianapolis							
Alkalinity, Total as CaCO3	**268**	mg/L	2.0	1		05/16/22 17:27		
Alkalinity,Bicarbonate (CaCO3)	**268**	mg/L	2.0	1		05/16/22 17:27		
Alkalinity,Carbonate (CaCO3)	ND	mg/L	2.0	1		05/16/22 17:27		

REPORT OF LABORATORY ANALYSIS

This report shall not be reproduced, except in full,
without the written consent of Pace Analytical Services, LLC.

Pace Analytical Services, LLC
7726 Moller Road
Indianapolis, IN 46268
(317)228-3100

ANALYTICAL RESULTS

Project: Harding St Profile 1 Report 1
Pace Project No.: 50315857

Sample: MW-9I **Lab ID: 50315857001** Collected: 05/06/22 10:55 Received: 05/06/22 14:20 Matrix: Water

Parameters	Results	Units	Report Limit	DF	Prepared	Analyzed	CAS No.	Qual
2540C Total Dissolved Solids	Analytical Method: SM 2540C Pace Analytical Services - Indianapolis							
Total Dissolved Solids	**628**	mg/L	10.0	1		05/13/22 09:15		
4500H+ pH, Electrometric	Analytical Method: SM 4500-H+B Pace Analytical Services - Indianapolis							
pH at 25 Degrees C	**7.5**	Std. Units	0.10	1		05/14/22 17:08		H3
4500S2D Sulfide Water	Analytical Method: SM 4500-S2-D Pace Analytical Services - Indianapolis							
Sulfide	ND	mg/L	0.10	1		05/07/22 09:45	18496-25-8	
Iron, Ferrous	Analytical Method: HACH 8146 Pace Analytical Services - Indianapolis							
Iron, Ferrous	**0.65**	mg/L	0.20	1		05/10/22 12:23	15438-31-0	H3,N2
353.2 Nitrogen, NO2/NO3 unpres	Analytical Method: EPA 353.2 Pace Analytical Services - Indianapolis							
Nitrogen, Nitrate	ND	mg/L	0.10	1		05/06/22 18:22	14797-55-8	
Nitrogen, Nitrite	ND	mg/L	0.10	1		05/06/22 18:22	14797-65-0	
365.1 Total Phosphorus	Analytical Method: EPA 365.1 Preparation Method: EPA 365.1 Pace Analytical Services - Indianapolis							
Phosphate as P04	ND	mg/L	0.15	1	05/11/22 10:00	05/14/22 08:42		
5310C TOC	Analytical Method: SM 5310C Pace Analytical Services - Indianapolis							
Total Organic Carbon	ND	mg/L	1.0	1		05/14/22 16:50	7440-44-0	
5310C Dissolved Organic Carbon	Analytical Method: SM 5310C Pace Analytical Services - Indianapolis							
Dissolved Organic Carbon	**1.0**	mg/L	1.0	1		05/17/22 18:22		

REPORT OF LABORATORY ANALYSIS

This report shall not be reproduced, except in full,
without the written consent of Pace Analytical Services, LLC.

Pace Analytical Services, LLC
7726 Moller Road
Indianapolis, IN 46268
(317)228-3100

ANALYTICAL RESULTS

Project: Harding St Profile 1 Report 1
Pace Project No.: 50315857

Sample: MW-9D **Lab ID: 50315857002** Collected: 05/06/22 11:07 Received: 05/06/22 14:20 Matrix: Water

Parameters	Results	Units	Report Limit	DF	Prepared	Analyzed	CAS No.	Qual
9056 IC Anions	Analytical Method: EPA 9056							
	Pace Analytical Services - Indianapolis							
Chloride	**127**	mg/L	25.0	100		05/20/22 14:44	16887-00-6	
Fluoride	**0.48**	mg/L	0.10	1		05/20/22 14:24	16984-48-8	
Sulfate	**200**	mg/L	25.0	100		05/20/22 14:44	14808-79-8	
6010 MET ICP	Analytical Method: EPA 6010 Preparation Method: EPA 3010							
	Pace Analytical Services - Indianapolis							
Aluminum	ND	ug/L	200	1	05/14/22 14:28	05/19/22 10:52	7429-90-5	
Barium	**56.0**	ug/L	10.0	1	05/14/22 14:28	05/19/22 10:52	7440-39-3	
Boron	**1260**	ug/L	100	1	05/14/22 14:28	05/19/22 10:52	7440-42-8	
Cadmium	ND	ug/L	2.0	1	05/14/22 14:28	05/19/22 10:52	7440-43-9	
Calcium	**134000**	ug/L	1000	1	05/14/22 14:28	05/19/22 10:52	7440-70-2	
Chromium	ND	ug/L	10.0	1	05/14/22 14:28	05/19/22 10:52	7440-47-3	
Iron	**1900**	ug/L	100	1	05/14/22 14:28	05/19/22 10:52	7439-89-6	
Lead	ND	ug/L	10.0	1	05/14/22 14:28	05/19/22 10:52	7439-92-1	
Lithium	**22.6**	ug/L	20.0	1	05/14/22 14:28	05/19/22 10:52	7439-93-2	
Magnesium	**35700**	ug/L	1000	1	05/14/22 14:28	05/19/22 10:52	7439-95-4	
Manganese	**283**	ug/L	10.0	1	05/14/22 14:28	05/19/22 10:52	7439-96-5	
Molybdenum	**47.5**	ug/L	10.0	1	05/14/22 14:28	05/19/22 10:52	7439-98-7	
Potassium	**6200**	ug/L	1000	1	05/14/22 14:28	05/19/22 10:52	7440-09-7	
Silica	**11800**	ug/L	450	1	05/14/22 14:28	05/19/22 10:52	7631-86-9	N2
Sodium	**77900**	ug/L	1000	1	05/14/22 14:28	05/19/22 10:52	7440-23-5	
6010 MET ICP, Dissolved	Analytical Method: EPA 6010 Preparation Method: EPA 3010							
	Pace Analytical Services - Indianapolis							
Manganese, Dissolved	**278**	ug/L	10.0	1	05/13/22 14:37	05/17/22 03:37	7439-96-5	
Molybdenum, Dissolved	**47.5**	ug/L	10.0	1	05/13/22 14:37	05/17/22 03:37	7439-98-7	
6020 MET ICPMS	Analytical Method: EPA 6020 Preparation Method: EPA 200.2							
	Pace Analytical Services - Indianapolis							
Antimony	ND	ug/L	1.0	1	05/12/22 14:20	05/13/22 14:04	7440-36-0	
Arsenic	**21.3**	ug/L	1.0	1	05/12/22 14:20	05/15/22 13:06	7440-38-2	
Beryllium	ND	ug/L	0.20	1	05/12/22 14:20	05/13/22 14:04	7440-41-7	
Cobalt	ND	ug/L	1.0	1	05/12/22 14:20	05/13/22 14:04	7440-48-4	
Selenium	ND	ug/L	1.0	1	05/12/22 14:20	05/15/22 13:06	7782-49-2	
Thallium	ND	ug/L	1.0	1	05/12/22 14:20	05/13/22 14:04	7440-28-0	
7470 Mercury	Analytical Method: EPA 7470 Preparation Method: EPA 7470							
	Pace Analytical Services - Indianapolis							
Mercury	ND	ug/L	0.20	1	05/11/22 18:11	05/12/22 13:08	7439-97-6	
2320B Alkalinity	Analytical Method: SM 2320B							
	Pace Analytical Services - Indianapolis							
Alkalinity, Total as CaCO3	**262**	mg/L	2.0	1		05/16/22 17:27		
Alkalinity,Bicarbonate (CaCO3)	**262**	mg/L	2.0	1		05/16/22 17:27		
Alkalinity,Carbonate (CaCO3)	ND	mg/L	2.0	1		05/16/22 17:27		

REPORT OF LABORATORY ANALYSIS

This report shall not be reproduced, except in full,
without the written consent of Pace Analytical Services, LLC.

Pace Analytical Services, LLC
7726 Moller Road
Indianapolis, IN 46268
(317)228-3100

ANALYTICAL RESULTS

Project: Harding St Profile 1 Report 1
Pace Project No.: 50315857

Sample: MW-9D **Lab ID: 50315857002** Collected: 05/06/22 11:07 Received: 05/06/22 14:20 Matrix: Water

Parameters	Results	Units	Report Limit	DF	Prepared	Analyzed	CAS No.	Qual
2540C Total Dissolved Solids	Analytical Method: SM 2540C Pace Analytical Services - Indianapolis							
Total Dissolved Solids	**724**	mg/L	20.0	1		05/13/22 09:16		
4500H+ pH, Electrometric	Analytical Method: SM 4500-H+B Pace Analytical Services - Indianapolis							
pH at 25 Degrees C	**7.5**	Std. Units	0.10	1		05/14/22 17:09		H3
4500S2D Sulfide Water	Analytical Method: SM 4500-S2-D Pace Analytical Services - Indianapolis							
Sulfide	ND	mg/L	0.10	1		05/07/22 09:45	18496-25-8	
Iron, Ferrous	Analytical Method: HACH 8146 Pace Analytical Services - Indianapolis							
Iron, Ferrous	ND	mg/L	0.20	1		05/10/22 12:23	15438-31-0	H3,N2
353.2 Nitrogen, NO2/NO3 unpres	Analytical Method: EPA 353.2 Pace Analytical Services - Indianapolis							
Nitrogen, Nitrate	**0.67**	mg/L	0.10	1		05/06/22 18:24	14797-55-8	
Nitrogen, Nitrite	ND	mg/L	0.10	1		05/06/22 18:24	14797-65-0	
365.1 Total Phosphorus	Analytical Method: EPA 365.1 Preparation Method: EPA 365.1 Pace Analytical Services - Indianapolis							
Phosphate as P04	ND	mg/L	0.15	1	05/11/22 10:00	05/14/22 08:43		
5310C TOC	Analytical Method: SM 5310C Pace Analytical Services - Indianapolis							
Total Organic Carbon	ND	mg/L	1.0	1		05/14/22 17:01	7440-44-0	
5310C Dissolved Organic Carbon	Analytical Method: SM 5310C Pace Analytical Services - Indianapolis							
Dissolved Organic Carbon	**2.3**	mg/L	1.0	1		05/17/22 18:34		

REPORT OF LABORATORY ANALYSIS

This report shall not be reproduced, except in full,
without the written consent of Pace Analytical Services, LLC.

Pace Analytical Services, LLC
7726 Moller Road
Indianapolis, IN 46268
(317)228-3100

ANALYTICAL RESULTS

Project: Harding St Profile 1 Report 1
Pace Project No.: 50315857

Sample: MW-12S **Lab ID: 50315857003** Collected: 05/06/22 12:50 Received: 05/06/22 14:20 Matrix: Water

Comments: • Upon receipt at the laboratory, 2.5 mls of nitric acid were added to the sample to meet the sample preservation requirement of pH <2 for radiochemistry analysis for one container.

Parameters	Results	Units	Report Limit	DF	Prepared	Analyzed	CAS No.	Qual
9056 IC Anions	Analytical Method: EPA 9056							
	Pace Analytical Services - Indianapolis							
Chloride	**174**	mg/L	25.0	100		05/20/22 15:19	16887-00-6	
Fluoride	**2.1**	mg/L	0.10	1		05/20/22 15:01	16984-48-8	
Sulfate	**425**	mg/L	25.0	100		05/20/22 15:19	14808-79-8	
6010 MET ICP	Analytical Method: EPA 6010 Preparation Method: EPA 3010							
	Pace Analytical Services - Indianapolis							
Aluminum	ND	ug/L	200	1	05/14/22 14:28	05/19/22 10:54	7429-90-5	
Barium	**31.1**	ug/L	10.0	1	05/14/22 14:28	05/19/22 10:54	7440-39-3	
Boron	**3240**	ug/L	100	1	05/14/22 14:28	05/19/22 10:54	7440-42-8	
Cadmium	ND	ug/L	2.0	1	05/14/22 14:28	05/19/22 10:54	7440-43-9	
Calcium	**178000**	ug/L	1000	1	05/14/22 14:28	05/19/22 10:54	7440-70-2	
Chromium	ND	ug/L	10.0	1	05/14/22 14:28	05/19/22 10:54	7440-47-3	
Iron	ND	ug/L	100	1	05/14/22 14:28	05/19/22 10:54	7439-89-6	
Lead	ND	ug/L	10.0	1	05/14/22 14:28	05/19/22 10:54	7439-92-1	
Lithium	**67.8**	ug/L	20.0	1	05/14/22 14:28	05/19/22 10:54	7439-93-2	
Magnesium	**50600**	ug/L	1000	1	05/14/22 14:28	05/19/22 10:54	7439-95-4	
Manganese	**523**	ug/L	10.0	1	05/14/22 14:28	05/19/22 10:54	7439-96-5	
Molybdenum	**118**	ug/L	10.0	1	05/14/22 14:28	05/19/22 10:54	7439-98-7	
Potassium	**8480**	ug/L	1000	1	05/14/22 14:28	05/19/22 10:54	7440-09-7	
Silica	**16000**	ug/L	450	1	05/14/22 14:28	05/19/22 10:54	7631-86-9	N2
Sodium	**155000**	ug/L	1000	1	05/14/22 14:28	05/19/22 10:54	7440-23-5	
6010 MET ICP, Dissolved	Analytical Method: EPA 6010 Preparation Method: EPA 3010							
	Pace Analytical Services - Indianapolis							
Manganese, Dissolved	**536**	ug/L	10.0	1	05/13/22 14:37	05/17/22 03:39	7439-96-5	
Molybdenum, Dissolved	**120**	ug/L	10.0	1	05/13/22 14:37	05/17/22 03:39	7439-98-7	
6020 MET ICPMS	Analytical Method: EPA 6020 Preparation Method: EPA 200.2							
	Pace Analytical Services - Indianapolis							
Antimony	**2.0**	ug/L	1.0	1	05/12/22 14:20	05/13/22 14:17	7440-36-0	
Arsenic	**46.0**	ug/L	1.0	1	05/12/22 14:20	05/15/22 13:10	7440-38-2	
Beryllium	ND	ug/L	0.20	1	05/12/22 14:20	05/13/22 14:17	7440-41-7	
Cobalt	ND	ug/L	1.0	1	05/12/22 14:20	05/13/22 14:17	7440-48-4	
Selenium	**26.3**	ug/L	1.0	1	05/12/22 14:20	05/15/22 13:10	7782-49-2	
Thallium	ND	ug/L	1.0	1	05/12/22 14:20	05/13/22 14:17	7440-28-0	
7470 Mercury	Analytical Method: EPA 7470 Preparation Method: EPA 7470							
	Pace Analytical Services - Indianapolis							
Mercury	ND	ug/L	0.20	1	05/11/22 18:11	05/12/22 13:10	7439-97-6	
2320B Alkalinity	Analytical Method: SM 2320B							
	Pace Analytical Services - Indianapolis							
Alkalinity, Total as CaCO3	**344**	mg/L	2.0	1		05/16/22 17:27		

REPORT OF LABORATORY ANALYSIS

This report shall not be reproduced, except in full,
without the written consent of Pace Analytical Services, LLC.

Pace Analytical Services, LLC
7726 Moller Road
Indianapolis, IN 46268
(317)228-3100

ANALYTICAL RESULTS

Project: Harding St Profile 1 Report 1
Pace Project No.: 50315857

Sample: MW-12S **Lab ID: 50315857003** Collected: 05/06/22 12:50 Received: 05/06/22 14:20 Matrix: Water

Comments: • Upon receipt at the laboratory, 2.5 mls of nitric acid were added to the sample to meet the sample preservation requirement of pH <2 for radiochemistry analysis for one container.

Parameters	Results	Units	Report Limit	DF	Prepared	Analyzed	CAS No.	Qual
2320B Alkalinity	Analytical Method: SM 2320B							
	Pace Analytical Services - Indianapolis							
Alkalinity,Bicarbonate (CaCO3)	**344**	mg/L	2.0	1		05/16/22 17:27		
Alkalinity,Carbonate (CaCO3)	ND	mg/L	2.0	1		05/16/22 17:27		
2540C Total Dissolved Solids	Analytical Method: SM 2540C							
	Pace Analytical Services - Indianapolis							
Total Dissolved Solids	**1240**	mg/L	20.0	1		05/13/22 09:16		
4500H+ pH, Electrometric	Analytical Method: SM 4500-H+B							
	Pace Analytical Services - Indianapolis							
pH at 25 Degrees C	**7.4**	Std. Units	0.10	1		05/14/22 17:09		H3
4500S2D Sulfide Water	Analytical Method: SM 4500-S2-D							
	Pace Analytical Services - Indianapolis							
Sulfide	ND	mg/L	0.10	1		05/07/22 09:45	18496-25-8	
Iron, Ferrous	Analytical Method: HACH 8146							
	Pace Analytical Services - Indianapolis							
Iron, Ferrous	ND	mg/L	0.20	1		05/10/22 12:23	15438-31-0	H3,N2
353.2 Nitrogen, NO2/NO3 unpres	Analytical Method: EPA 353.2							
	Pace Analytical Services - Indianapolis							
Nitrogen, Nitrate	**0.67**	mg/L	0.10	1		05/06/22 18:31	14797-55-8	
Nitrogen, Nitrite	ND	mg/L	0.10	1		05/06/22 18:31	14797-65-0	
365.1 Total Phosphorus	Analytical Method: EPA 365.1 Preparation Method: EPA 365.1							
	Pace Analytical Services - Indianapolis							
Phosphate as P04	ND	mg/L	0.15	1	05/11/22 10:00	05/14/22 08:43		
5310C TOC	Analytical Method: SM 5310C							
	Pace Analytical Services - Indianapolis							
Total Organic Carbon	**1.9**	mg/L	1.0	1		05/14/22 17:14	7440-44-0	
5310C Dissolved Organic Carbon	Analytical Method: SM 5310C							
	Pace Analytical Services - Indianapolis							
Dissolved Organic Carbon	**3.4**	mg/L	1.0	1		05/17/22 18:47		

REPORT OF LABORATORY ANALYSIS

This report shall not be reproduced, except in full,
without the written consent of Pace Analytical Services, LLC.

Pace Analytical Services, LLC
7726 Moller Road
Indianapolis, IN 46268
(317)228-3100

ANALYTICAL RESULTS

Project: Harding St Profile 1 Report 1
Pace Project No.: 50315857

Sample: MW-12D **Lab ID: 50315857004** Collected: 05/06/22 12:25 Received: 05/06/22 14:20 Matrix: Water

Parameters	Results	Units	Report Limit	DF	Prepared	Analyzed	CAS No.	Qual
9056 IC Anions	Analytical Method: EPA 9056							
	Pace Analytical Services - Indianapolis							
Chloride	**161**	mg/L	25.0	100		05/20/22 13:07	16887-00-6	
Fluoride	**1.9**	mg/L	0.10	1		05/20/22 12:30	16984-48-8	
Sulfate	**551**	mg/L	25.0	100		05/20/22 13:07	14808-79-8	
6010 MET ICP	Analytical Method: EPA 6010 Preparation Method: EPA 3010							
	Pace Analytical Services - Indianapolis							
Aluminum	ND	ug/L	200	1	05/14/22 14:28	05/19/22 10:56	7429-90-5	
Barium	**26.7**	ug/L	10.0	1	05/14/22 14:28	05/19/22 10:56	7440-39-3	
Boron	**6050**	ug/L	100	1	05/14/22 14:28	05/19/22 10:56	7440-42-8	
Cadmium	ND	ug/L	2.0	1	05/14/22 14:28	05/19/22 10:56	7440-43-9	
Calcium	**214000**	ug/L	2000	2	05/14/22 14:28	05/19/22 15:41	7440-70-2	
Chromium	ND	ug/L	10.0	1	05/14/22 14:28	05/19/22 10:56	7440-47-3	
Iron	**1950**	ug/L	100	1	05/14/22 14:28	05/19/22 10:56	7439-89-6	
Lead	ND	ug/L	10.0	1	05/14/22 14:28	05/19/22 10:56	7439-92-1	
Lithium	**74.8**	ug/L	20.0	1	05/14/22 14:28	05/19/22 10:56	7439-93-2	
Magnesium	**49800**	ug/L	1000	1	05/14/22 14:28	05/19/22 10:56	7439-95-4	
Manganese	**450**	ug/L	10.0	1	05/14/22 14:28	05/19/22 10:56	7439-96-5	
Molybdenum	**154**	ug/L	10.0	1	05/14/22 14:28	05/19/22 10:56	7439-98-7	
Potassium	**11700**	ug/L	1000	1	05/14/22 14:28	05/19/22 10:56	7440-09-7	
Silica	**14700**	ug/L	450	1	05/14/22 14:28	05/19/22 10:56	7631-86-9	N2
Sodium	**145000**	ug/L	1000	1	05/14/22 14:28	05/19/22 10:56	7440-23-5	
6010 MET ICP, Dissolved	Analytical Method: EPA 6010 Preparation Method: EPA 3010							
	Pace Analytical Services - Indianapolis							
Manganese, Dissolved	**462**	ug/L	10.0	1	05/13/22 14:37	05/17/22 03:42	7439-96-5	
Molybdenum, Dissolved	**151**	ug/L	10.0	1	05/13/22 14:37	05/17/22 03:42	7439-98-7	
6020 MET ICPMS	Analytical Method: EPA 6020 Preparation Method: EPA 200.2							
	Pace Analytical Services - Indianapolis							
Antimony	ND	ug/L	1.0	1	05/12/22 14:20	05/13/22 14:21	7440-36-0	
Arsenic	**387**	ug/L	5.0	5	05/12/22 14:20	05/15/22 13:15	7440-38-2	
Beryllium	ND	ug/L	0.20	1	05/12/22 14:20	05/13/22 14:21	7440-41-7	
Cobalt	ND	ug/L	1.0	1	05/12/22 14:20	05/13/22 14:21	7440-48-4	
Selenium	ND	ug/L	1.0	1	05/12/22 14:20	05/15/22 13:19	7782-49-2	
Thallium	ND	ug/L	1.0	1	05/12/22 14:20	05/13/22 14:21	7440-28-0	
7470 Mercury	Analytical Method: EPA 7470 Preparation Method: EPA 7470							
	Pace Analytical Services - Indianapolis							
Mercury	ND	ug/L	0.20	1	05/11/22 18:11	05/12/22 13:13	7439-97-6	
2320B Alkalinity	Analytical Method: SM 2320B							
	Pace Analytical Services - Indianapolis							
Alkalinity, Total as CaCO3	**295**	mg/L	2.0	1		05/16/22 17:27		
Alkalinity,Bicarbonate (CaCO3)	**295**	mg/L	2.0	1		05/16/22 17:27		
Alkalinity,Carbonate (CaCO3)	ND	mg/L	2.0	1		05/16/22 17:27		

REPORT OF LABORATORY ANALYSIS

This report shall not be reproduced, except in full,
without the written consent of Pace Analytical Services, LLC.

Pace Analytical Services, LLC
7726 Moller Road
Indianapolis, IN 46268
(317)228-3100

ANALYTICAL RESULTS

Project: Harding St Profile 1 Report 1
Pace Project No.: 50315857

Sample: MW-12D **Lab ID: 50315857004** Collected: 05/06/22 12:25 Received: 05/06/22 14:20 Matrix: Water

Parameters	Results	Units	Report Limit	DF	Prepared	Analyzed	CAS No.	Qual
2540C Total Dissolved Solids	Analytical Method: SM 2540C Pace Analytical Services - Indianapolis							
Total Dissolved Solids	**1380**	mg/L	20.0	1		05/13/22 09:16		
4500H+ pH, Electrometric	Analytical Method: SM 4500-H+B Pace Analytical Services - Indianapolis							
pH at 25 Degrees C	**7.5**	Std. Units	0.10	1		05/14/22 17:09		H3
4500S2D Sulfide Water	Analytical Method: SM 4500-S2-D Pace Analytical Services - Indianapolis							
Sulfide	ND	mg/L	0.10	1		05/07/22 09:45	18496-25-8	
Iron, Ferrous	Analytical Method: HACH 8146 Pace Analytical Services - Indianapolis							
Iron, Ferrous	ND	mg/L	0.20	1		05/10/22 12:23	15438-31-0	H3,N2
353.2 Nitrogen, NO2/NO3 unpres	Analytical Method: EPA 353.2 Pace Analytical Services - Indianapolis							
Nitrogen, Nitrate	ND	mg/L	0.10	1		05/06/22 18:29	14797-55-8	
Nitrogen, Nitrite	ND	mg/L	0.10	1		05/06/22 18:29	14797-65-0	
365.1 Total Phosphorus	Analytical Method: EPA 365.1 Preparation Method: EPA 365.1 Pace Analytical Services - Indianapolis							
Phosphate as P04	**0.36**	mg/L	0.15	1	05/11/22 10:00	05/14/22 08:44		
5310C TOC	Analytical Method: SM 5310C Pace Analytical Services - Indianapolis							
Total Organic Carbon	**1.3**	mg/L	1.0	1		05/14/22 17:26	7440-44-0	
5310C Dissolved Organic Carbon	Analytical Method: SM 5310C Pace Analytical Services - Indianapolis							
Dissolved Organic Carbon	**1.3**	mg/L	1.0	1		05/17/22 18:59		

REPORT OF LABORATORY ANALYSIS

This report shall not be reproduced, except in full,
without the written consent of Pace Analytical Services, LLC.

Pace Analytical Services, LLC
7726 Moller Road
Indianapolis, IN 46268
(317)228-3100

QUALITY CONTROL DATA

Project: Harding St Profile 1 Report 1
Pace Project No.: 50315857

QC Batch: 676962
QC Batch Method: EPA 9056
Analysis Method: EPA 9056
Analysis Description: 9056 IC Anions
Laboratory: Pace Analytical Services - Indianapolis
Associated Lab Samples: 50315857001, 50315857002, 50315857003, 50315857004

METHOD BLANK: 3116809 Matrix: Water
Associated Lab Samples: 50315857001, 50315857002, 50315857003, 50315857004

Parameter	Units	Blank Result	Reporting Limit	Analyzed	Qualifiers
Chloride	mg/L	ND	0.25	05/20/22 12:15	
Fluoride	mg/L	ND	0.10	05/20/22 12:15	
Sulfate	mg/L	ND	0.25	05/20/22 12:15	

LABORATORY CONTROL SAMPLE: 3116810

Parameter	Units	Spike Conc.	LCS Result	LCS % Rec	% Rec Limits	Qualifiers
Chloride	mg/L	1.2	1.1	90	80-120	
Fluoride	mg/L	0.5	0.48	97	80-120	
Sulfate	mg/L	2.5	2.4	96	80-120	

MATRIX SPIKE & MATRIX SPIKE DUPLICATE: 3116811 3116812

Parameter	Units	50315836008 Result	MS Spike Conc.	MSD Spike Conc.	MS Result	MSD Result	MS % Rec	MSD % Rec	% Rec Limits	RPD	Max RPD	Qual
Chloride	mg/L	15.8	12.5	12.5	27.4	27.4	93	93	80-120	0	15	
Fluoride	mg/L	0.12	0.5	0.5	0.50	0.49	74	73	80-120	1	15	M0
Sulfate	mg/L	49.0	25	25	77.4	72.9	113	95	80-120	6	15	

MATRIX SPIKE & MATRIX SPIKE DUPLICATE: 3116813 3116814

Parameter	Units	50315985002 Result	MS Spike Conc.	MSD Spike Conc.	MS Result	MSD Result	MS % Rec	MSD % Rec	% Rec Limits	RPD	Max RPD	Qual
Chloride	mg/L	50.3	12.5	12.5	63.0	64.1	102	110	80-120	2	15	
Fluoride	mg/L	ND	0.5	0.5	0.41	0.41	75	77	80-120	2	15	M0
Sulfate	mg/L	1620	250	250	1780	1800	64	70	80-120	1	15	M0

MATRIX SPIKE & MATRIX SPIKE DUPLICATE: 3116815 3116816

Parameter	Units	50315986002 Result	MS Spike Conc.	MSD Spike Conc.	MS Result	MSD Result	MS % Rec	MSD % Rec	% Rec Limits	RPD	Max RPD	Qual
Chloride	mg/L	60.8	12.5	12.5	71.9	72.1	89	90	80-120	0	15	
Fluoride	mg/L	ND	0.5	0.5	0.39	0.40	76	78	80-120	2	15	M0
Sulfate	mg/L	1530	250	250	1770	1750	96	86	80-120	1	15	

Results presented on this page are in the units indicated by the "Units" column except where an alternate unit is presented to the right of the result.

REPORT OF LABORATORY ANALYSIS

This report shall not be reproduced, except in full,
without the written consent of Pace Analytical Services, LLC.

Pace Analytical Services, LLC
7726 Moller Road
Indianapolis, IN 46268
(317)228-3100

QUALITY CONTROL DATA

Project: Harding St Profile 1 Report 1
Pace Project No.: 50315857

QC Batch: 675412 | Analysis Method: EPA 7470
QC Batch Method: EPA 7470 | Analysis Description: 7470 Mercury
Laboratory: Pace Analytical Services - Indianapolis
Associated Lab Samples: 50315857001, 50315857002, 50315857003, 50315857004

METHOD BLANK: 3109872 Matrix: Water
Associated Lab Samples: 50315857001, 50315857002, 50315857003, 50315857004

Parameter	Units	Blank Result	Reporting Limit	Analyzed	Qualifiers
Mercury	ug/L	ND	0.20	05/12/22 12:00	

LABORATORY CONTROL SAMPLE: 3109873

Parameter	Units	Spike Conc.	LCS Result	LCS % Rec	% Rec Limits	Qualifiers
Mercury	ug/L	5	5.2	104	80-120	

MATRIX SPIKE & MATRIX SPIKE DUPLICATE: 3109874 3109875

Parameter	Units	50315315003 Result	MS Spike Conc.	MSD Spike Conc.	MS Result	MSD Result	MS % Rec	MSD % Rec	% Rec Limits	RPD	Max RPD	Qual
Mercury	ug/L	ND	5	5	3.9	4.9	77	97	75-125	22	20	R1

MATRIX SPIKE & MATRIX SPIKE DUPLICATE: 3109876 3109877

Parameter	Units	50315810005 Result	MS Spike Conc.	MSD Spike Conc.	MS Result	MSD Result	MS % Rec	MSD % Rec	% Rec Limits	RPD	Max RPD	Qual
Mercury	ug/L	ND	5	5	4.5	4.7	89	93	75-125	4	20	

Results presented on this page are in the units indicated by the "Units" column except where an alternate unit is presented to the right of the result.

REPORT OF LABORATORY ANALYSIS

This report shall not be reproduced, except in full,
without the written consent of Pace Analytical Services, LLC.

Pace Analytical Services, LLC
7726 Moller Road
Indianapolis, IN 46268
(317)228-3100

QUALITY CONTROL DATA

Project: Harding St Profile 1 Report 1
Pace Project No.: 50315857

QC Batch: 675195
QC Batch Method: EPA 3010
Analysis Method: EPA 6010
Analysis Description: 6010 MET
Laboratory: Pace Analytical Services - Indianapolis
Associated Lab Samples: 50315857001, 50315857002, 50315857003, 50315857004

METHOD BLANK: 3109105 Matrix: Water
Associated Lab Samples: 50315857001, 50315857002, 50315857003, 50315857004

Parameter	Units	Blank Result	Reporting Limit	Analyzed	Qualifiers
Aluminum	ug/L	ND	200	05/19/22 09:50	
Barium	ug/L	ND	10.0	05/19/22 09:50	
Boron	ug/L	ND	100	05/19/22 09:50	
Cadmium	ug/L	ND	2.0	05/19/22 09:50	
Calcium	ug/L	ND	1000	05/19/22 09:50	
Chromium	ug/L	ND	10.0	05/19/22 09:50	
Iron	ug/L	ND	100	05/19/22 09:50	
Lead	ug/L	ND	10.0	05/19/22 09:50	
Lithium	ug/L	ND	20.0	05/19/22 09:50	
Magnesium	ug/L	ND	1000	05/19/22 09:50	
Manganese	ug/L	ND	10.0	05/19/22 09:50	
Molybdenum	ug/L	ND	10.0	05/19/22 09:50	
Potassium	ug/L	ND	1000	05/19/22 09:50	
Silica	ug/L	ND	450	05/19/22 09:50	N2
Sodium	ug/L	ND	1000	05/19/22 09:50	

LABORATORY CONTROL SAMPLE: 3109106

Parameter	Units	Spike Conc.	LCS Result	LCS % Rec	% Rec Limits	Qualifiers
Aluminum	ug/L	10000	9890	99	80-120	
Barium	ug/L	1000	982	98	80-120	
Boron	ug/L	1000	983	98	80-120	
Cadmium	ug/L	1000	972	97	80-120	
Calcium	ug/L	10000	10100	101	80-120	
Chromium	ug/L	1000	997	100	80-120	
Iron	ug/L	10000	9670	97	80-120	
Lead	ug/L	1000	954	95	80-120	
Lithium	ug/L	1000	1050	105	80-120	
Magnesium	ug/L	10000	9600	96	80-120	
Manganese	ug/L	1000	975	97	80-120	
Molybdenum	ug/L	1000	1020	102	80-120	
Potassium	ug/L	10000	9870	99	80-120	
Silica	ug/L	10700	10200	96	80-120	N2
Sodium	ug/L	10000	9930	99	80-120	

Results presented on this page are in the units indicated by the "Units" column except where an alternate unit is presented to the right of the result.

REPORT OF LABORATORY ANALYSIS

This report shall not be reproduced, except in full,
without the written consent of Pace Analytical Services, LLC.

Pace Analytical Services, LLC
7726 Moller Road
Indianapolis, IN 46268
(317)228-3100

QUALITY CONTROL DATA

Project: Harding St Profile 1 Report 1
Pace Project No.: 50315857

MATRIX SPIKE & MATRIX SPIKE DUPLICATE: 3109107 3109108

Parameter	Units	50315836008 Result	MS Spike Conc.	MSD Spike Conc.	MS Result	MSD Result	MS % Rec	MSD % Rec	% Rec Limits	RPD	Max RPD	Qual
Aluminum	ug/L	ND	10000	10000	10100	10000	101	100	75-125	0	20	
Barium	ug/L	56.0	1000	1000	1070	1060	101	101	75-125	1	20	
Boron	ug/L	110	1000	1000	1140	1140	103	103	75-125	0	20	
Cadmium	ug/L	ND	1000	1000	1020	1010	102	101	75-125	0	20	
Calcium	ug/L	99900	10000	10000	110000	112000	106	120	75-125	1	20	
Chromium	ug/L	ND	1000	1000	1020	1010	102	101	75-125	0	20	
Iron	ug/L	ND	10000	10000	9810	9760	98	98	75-125	1	20	
Lead	ug/L	ND	1000	1000	956	956	96	96	75-125	0	20	
Lithium	ug/L	ND	1000	1000	1120	1120	112	112	75-125	0	20	
Magnesium	ug/L	26000	10000	10000	35800	36100	98	101	75-125	1	20	
Manganese	ug/L	13.9	1000	1000	1000	1000	99	99	75-125	0	20	
Molybdenum	ug/L	ND	1000	1000	1050	1050	105	105	75-125	0	20	
Potassium	ug/L	1270	10000	10000	11700	11700	104	104	75-125	0	20	
Silica	ug/L	12300	10700	10700	22900	23000	99	100	75-125	0	20	N2
Sodium	ug/L	8210	10000	10000	18600	18600	104	104	75-125	0	20	

Results presented on this page are in the units indicated by the "Units" column except where an alternate unit is presented to the right of the result.

REPORT OF LABORATORY ANALYSIS

This report shall not be reproduced, except in full,
without the written consent of Pace Analytical Services, LLC.

Pace Analytical Services, LLC
7726 Moller Road
Indianapolis, IN 46268
(317)228-3100

QUALITY CONTROL DATA

Project: Harding St Profile 1 Report 1
Pace Project No.: 50315857

QC Batch: 675145
QC Batch Method: EPA 3010
Analysis Method: EPA 6010
Analysis Description: 6010 MET Dissolved
Laboratory: Pace Analytical Services - Indianapolis
Associated Lab Samples: 50315857001, 50315857002, 50315857003, 50315857004

METHOD BLANK: 3108904 Matrix: Water
Associated Lab Samples: 50315857001, 50315857002, 50315857003, 50315857004

Parameter	Units	Blank Result	Reporting Limit	Analyzed	Qualifiers
Manganese, Dissolved	ug/L	ND	10.0	05/17/22 03:02	
Molybdenum, Dissolved	ug/L	ND	10.0	05/17/22 03:02	

LABORATORY CONTROL SAMPLE: 3108905

Parameter	Units	Spike Conc.	LCS Result	LCS % Rec	% Rec Limits	Qualifiers
Manganese, Dissolved	ug/L	1000	1000	100	80-120	
Molybdenum, Dissolved	ug/L	1000	1040	104	80-120	

MATRIX SPIKE & MATRIX SPIKE DUPLICATE: 3108906 3108907

Parameter	Units	50315836008 Result	MS Spike Conc.	MSD Spike Conc.	MS Result	MSD Result	MS % Rec	MSD % Rec	% Rec Limits	RPD	Max RPD	Qual
Manganese, Dissolved	ug/L	14.4	1000	1000	1010	1000	100	99	75-125	1	20	
Molybdenum, Dissolved	ug/L	ND	1000	1000	1050	1040	105	104	75-125	0	20	

Results presented on this page are in the units indicated by the "Units" column except where an alternate unit is presented to the right of the result.

REPORT OF LABORATORY ANALYSIS

This report shall not be reproduced, except in full,
without the written consent of Pace Analytical Services, LLC.

Pace Analytical Services, LLC
7726 Moller Road
Indianapolis, IN 46268
(317)228-3100

QUALITY CONTROL DATA

Project: Harding St Profile 1 Report 1
Pace Project No.: 50315857

QC Batch: 675803
QC Batch Method: EPA 200.2
Analysis Method: EPA 6020
Analysis Description: 6020 MET
Laboratory: Pace Analytical Services - Indianapolis
Associated Lab Samples: 50315857001, 50315857002, 50315857003, 50315857004

METHOD BLANK: 3111682 Matrix: Water
Associated Lab Samples: 50315857001, 50315857002, 50315857003, 50315857004

Parameter	Units	Blank Result	Reporting Limit	Analyzed	Qualifiers
Antimony	ug/L	ND	1.0	05/13/22 12:54	
Arsenic	ug/L	ND	1.0	05/13/22 12:54	
Beryllium	ug/L	ND	0.20	05/13/22 12:54	
Cobalt	ug/L	ND	1.0	05/13/22 12:54	
Selenium	ug/L	ND	1.0	05/13/22 12:54	
Thallium	ug/L	ND	1.0	05/13/22 12:54	

LABORATORY CONTROL SAMPLE: 3111683

Parameter	Units	Spike Conc.	LCS Result	LCS % Rec	% Rec Limits	Qualifiers
Antimony	ug/L	40	43.1	108	80-120	
Arsenic	ug/L	40	40.7	102	80-120	
Beryllium	ug/L	40	42.1	105	80-120	
Cobalt	ug/L	40	40.7	102	80-120	
Selenium	ug/L	40	40.1	100	80-120	
Thallium	ug/L	40	40.2	101	80-120	

MATRIX SPIKE & MATRIX SPIKE DUPLICATE: 3111674 3111675

Parameter	Units	50315984002 Result	MS Spike Conc.	MSD Spike Conc.	MS Result	MSD Result	MS % Rec	MSD % Rec	% Rec Limits	RPD	Max RPD	Qual
Antimony	ug/L	ND	40	40	44.0	43.8	109	109	75-125	0	20	
Arsenic	ug/L	16.9	40	40	55.9	55.1	97	95	75-125	1	20	
Beryllium	ug/L	ND	40	40	43.9	43.6	110	109	75-125	1	20	
Cobalt	ug/L	2.4	40	40	40.3	40.2	95	94	75-125	0	20	
Selenium	ug/L	ND	40	40	45.3	43.2	111	106	75-125	5	20	
Thallium	ug/L	ND	40	40	40.7	40.4	102	101	75-125	1	20	

MATRIX SPIKE & MATRIX SPIKE DUPLICATE: 3111686 3111687

Parameter	Units	50315985002 Result	MS Spike Conc.	MSD Spike Conc.	MS Result	MSD Result	MS % Rec	MSD % Rec	% Rec Limits	RPD	Max RPD	Qual
Antimony	ug/L	ND	40	40	44.0	43.8	109	109	75-125	0	20	
Arsenic	ug/L	16.9	40	40	55.9	55.1	97	95	75-125	1	20	
Beryllium	ug/L	ND	40	40	43.9	43.6	110	109	75-125	1	20	
Cobalt	ug/L	2.4	40	40	40.3	40.2	95	94	75-125	0	20	

Results presented on this page are in the units indicated by the "Units" column except where an alternate unit is presented to the right of the result.

REPORT OF LABORATORY ANALYSIS

This report shall not be reproduced, except in full,
without the written consent of Pace Analytical Services, LLC.

Pace Analytical Services, LLC
7726 Moller Road
Indianapolis, IN 46268
(317)228-3100

QUALITY CONTROL DATA

Project: Harding St Profile 1 Report 1
Pace Project No.: 50315857

MATRIX SPIKE & MATRIX SPIKE DUPLICATE: 3111686 3111687

Parameter	Units	50315985002 Result	MS Spike Conc.	MSD Spike Conc.	MS Result	MSD Result	MS % Rec	MSD % Rec	% Rec Limits	RPD	Max RPD	Qual
Selenium	ug/L	ND	40	40	45.3	43.2	111	106	75-125	5	20	
Thallium	ug/L	ND	40	40	40.7	40.4	102	101	75-125	1	20	

Results presented on this page are in the units indicated by the "Units" column except where an alternate unit is presented to the right of the result.

REPORT OF LABORATORY ANALYSIS

This report shall not be reproduced, except in full,
without the written consent of Pace Analytical Services, LLC.

Pace Analytical Services, LLC
7726 Moller Road
Indianapolis, IN 46268
(317)228-3100

QUALITY CONTROL DATA

Project: Harding St Profile 1 Report 1
Pace Project No.: 50315857

QC Batch: 676456 | Analysis Method: SM 2320B
QC Batch Method: SM 2320B | Analysis Description: 2320B Alkalinity
Laboratory: Pace Analytical Services - Indianapolis
Associated Lab Samples: 50315857001, 50315857002, 50315857003, 50315857004

METHOD BLANK: 3114738 Matrix: Water
Associated Lab Samples: 50315857001, 50315857002, 50315857003, 50315857004

Parameter	Units	Blank Result	Reporting Limit	Analyzed	Qualifiers
Alkalinity, Total as CaCO3	mg/L	ND	2.0	05/16/22 17:27	
Alkalinity,Bicarbonate (CaCO3)	mg/L	ND	2.0	05/16/22 17:27	
Alkalinity,Carbonate (CaCO3)	mg/L	ND	2.0	05/16/22 17:27	

LABORATORY CONTROL SAMPLE: 3114739

Parameter	Units	Spike Conc.	LCS Result	LCS % Rec	% Rec Limits	Qualifiers
Alkalinity, Total as CaCO3	mg/L	50	49.8	100	90-110	

SAMPLE DUPLICATE: 3114740

Parameter	Units	50315836008 Result	Dup Result	RPD	Max RPD	Qualifiers
Alkalinity, Total as CaCO3	mg/L	301	310	3	20	
Alkalinity,Bicarbonate (CaCO3)	mg/L	301	310	3	20	
Alkalinity,Carbonate (CaCO3)	mg/L	ND	ND		20	

SAMPLE DUPLICATE: 3114741

Parameter	Units	50315769003 Result	Dup Result	RPD	Max RPD	Qualifiers
Alkalinity, Total as CaCO3	mg/L	289	297	2	20	
Alkalinity,Bicarbonate (CaCO3)	mg/L	289	297	2	20	
Alkalinity,Carbonate (CaCO3)	mg/L	ND	ND		20	

Results presented on this page are in the units indicated by the "Units" column except where an alternate unit is presented to the right of the result.

REPORT OF LABORATORY ANALYSIS

This report shall not be reproduced, except in full,
without the written consent of Pace Analytical Services, LLC.

Pace Analytical Services, LLC
7726 Moller Road
Indianapolis, IN 46268
(317)228-3100

QUALITY CONTROL DATA

Project: Harding St Profile 1 Report 1
Pace Project No.: 50315857

QC Batch: 676063 | Analysis Method: SM 2540C
QC Batch Method: SM 2540C | Analysis Description: 2540C Total Dissolved Solids
Laboratory: Pace Analytical Services - Indianapolis
Associated Lab Samples: 50315857001, 50315857002, 50315857003, 50315857004

METHOD BLANK: 3112901 Matrix: Water
Associated Lab Samples: 50315857001, 50315857002, 50315857003, 50315857004

Parameter	Units	Blank Result	Reporting Limit	Analyzed	Qualifiers
Total Dissolved Solids	mg/L	ND	10.0	05/13/22 09:13	

LABORATORY CONTROL SAMPLE: 3112902

Parameter	Units	Spike Conc.	LCS Result	LCS % Rec	% Rec Limits	Qualifiers
Total Dissolved Solids	mg/L	300	290	97	80-120	

SAMPLE DUPLICATE: 3112903

Parameter	Units	50315848017 Result	Dup Result	RPD	Max RPD	Qualifiers
Total Dissolved Solids	mg/L	1560	1460	6	10	

SAMPLE DUPLICATE: 3112904

Parameter	Units	50315883004 Result	Dup Result	RPD	Max RPD	Qualifiers
Total Dissolved Solids	mg/L	614	636	4	10	

Results presented on this page are in the units indicated by the "Units" column except where an alternate unit is presented to the right of the result.

REPORT OF LABORATORY ANALYSIS

This report shall not be reproduced, except in full,
without the written consent of Pace Analytical Services, LLC.

Pace Analytical Services, LLC
7726 Moller Road
Indianapolis, IN 46268
(317)228-3100

QUALITY CONTROL DATA

Project: Harding St Profile 1 Report 1
Pace Project No.: 50315857

QC Batch: 676299
QC Batch Method: SM 4500-H+B
Analysis Method: SM 4500-H+B
Analysis Description: 4500H+B pH
Laboratory: Pace Analytical Services - Indianapolis
Associated Lab Samples: 50315857001, 50315857002, 50315857003, 50315857004

SAMPLE DUPLICATE: 3114316

Parameter	Units	50315836001 Result	Dup Result	RPD	Max RPD	Qualifiers
pH at 25 Degrees C	Std. Units	7.7	7.6	1	2	H3

SAMPLE DUPLICATE: 3114317

Parameter	Units	50315836008 Result	Dup Result	RPD	Max RPD	Qualifiers
pH at 25 Degrees C	Std. Units	7.5	7.5	1	2	H3

Results presented on this page are in the units indicated by the "Units" column except where an alternate unit is presented to the right of the result.

REPORT OF LABORATORY ANALYSIS

This report shall not be reproduced, except in full,
without the written consent of Pace Analytical Services, LLC.

Pace Analytical Services, LLC
7726 Moller Road
Indianapolis, IN 46268
(317)228-3100

QUALITY CONTROL DATA

Project: Harding St Profile 1 Report 1
Pace Project No.: 50315857

QC Batch: 674957
QC Batch Method: SM 4500-S2-D
Analysis Method: SM 4500-S2-D
Analysis Description: 4500S2D Sulfide Water
Laboratory: Pace Analytical Services - Indianapolis
Associated Lab Samples: 50315857001, 50315857002, 50315857003, 50315857004

METHOD BLANK: 3108158 Matrix: Water
Associated Lab Samples: 50315857001, 50315857002, 50315857003, 50315857004

Parameter	Units	Blank Result	Reporting Limit	Analyzed	Qualifiers
Sulfide	mg/L	ND	0.10	05/07/22 09:45	

LABORATORY CONTROL SAMPLE: 3108159

Parameter	Units	Spike Conc.	LCS Result	LCS % Rec	% Rec Limits	Qualifiers
Sulfide	mg/L	0.5	0.53	106	90-110	

MATRIX SPIKE & MATRIX SPIKE DUPLICATE: 3108160 3108161

Parameter	Units	50315836008 Result	MS Spike Conc.	MSD Spike Conc.	MS Result	MSD Result	MS % Rec	MSD % Rec	% Rec Limits	RPD	Max RPD	Qual
Sulfide	mg/L	ND	0.5	0.5	0.54	0.53	109	107	90-110	2	20	

MATRIX SPIKE & MATRIX SPIKE DUPLICATE: 3108162 3108163

Parameter	Units	50315883004 Result	MS Spike Conc.	MSD Spike Conc.	MS Result	MSD Result	MS % Rec	MSD % Rec	% Rec Limits	RPD	Max RPD	Qual
Sulfide	mg/L	ND	0.5	0.5	0.54	0.52	109	103	90-110	5	20	

Results presented on this page are in the units indicated by the "Units" column except where an alternate unit is presented to the right of the result.

REPORT OF LABORATORY ANALYSIS

This report shall not be reproduced, except in full,
without the written consent of Pace Analytical Services, LLC.

Pace Analytical Services, LLC
7726 Moller Road
Indianapolis, IN 46268
(317)228-3100

QUALITY CONTROL DATA

Project: Harding St Profile 1 Report 1
Pace Project No.: 50315857

QC Batch: 675307 | Analysis Method: HACH 8146
QC Batch Method: HACH 8146 | Analysis Description: Iron, Ferrous
Laboratory: Pace Analytical Services - Indianapolis
Associated Lab Samples: 50315857001, 50315857002, 50315857003, 50315857004

METHOD BLANK: 3109472 Matrix: Water
Associated Lab Samples: 50315857001, 50315857002, 50315857003, 50315857004

Parameter	Units	Blank Result	Reporting Limit	Analyzed	Qualifiers
Iron, Ferrous	mg/L	ND	0.20	05/10/22 12:19	H3,N2

LABORATORY CONTROL SAMPLE: 3109473

Parameter	Units	Spike Conc.	LCS Result	LCS % Rec	% Rec Limits	Qualifiers
Iron, Ferrous	mg/L	1	0.96	96	90-110	H3,N2

MATRIX SPIKE & MATRIX SPIKE DUPLICATE: 3109474 3109475

Parameter	Units	50315476002 Result	MS Spike Conc.	MSD Spike Conc.	MS Result	MSD Result	MS % Rec	MSD % Rec	% Rec Limits	RPD	Max RPD	Qual
Iron, Ferrous	mg/L	0.59	1	1	1.6	1.5	101	96	90-110	4	20	H3,N2

MATRIX SPIKE SAMPLE: 3109476

Parameter	Units	50315596001 Result	Spike Conc.	MS Result	MS % Rec	% Rec Limits	Qualifiers
Iron, Ferrous	mg/L	ND	1	0.93	93	90-110	H3,N2

Results presented on this page are in the units indicated by the "Units" column except where an alternate unit is presented to the right of the result.

REPORT OF LABORATORY ANALYSIS

This report shall not be reproduced, except in full,
without the written consent of Pace Analytical Services, LLC.

Pace Analytical Services, LLC
7726 Moller Road
Indianapolis, IN 46268
(317)228-3100

QUALITY CONTROL DATA

Project: Harding St Profile 1 Report 1
Pace Project No.: 50315857

QC Batch: 674905
QC Batch Method: EPA 353.2
Analysis Method: EPA 353.2
Analysis Description: 353.2 Nitrate + Nitrite, Unpres.
Laboratory: Pace Analytical Services - Indianapolis
Associated Lab Samples: 50315857001, 50315857002, 50315857003, 50315857004

METHOD BLANK: 3107793 Matrix: Water
Associated Lab Samples: 50315857001, 50315857002, 50315857003, 50315857004

Parameter	Units	Blank Result	Reporting Limit	Analyzed	Qualifiers
Nitrogen, Nitrate	mg/L	ND	0.10	05/06/22 17:54	
Nitrogen, Nitrite	mg/L	ND	0.10	05/06/22 17:54	

LABORATORY CONTROL SAMPLE: 3107794

Parameter	Units	Spike Conc.	LCS Result	LCS % Rec	% Rec Limits	Qualifiers
Nitrogen, Nitrate	mg/L	1	1.0	103	90-110	
Nitrogen, Nitrite	mg/L	1	0.98	98	90-110	

MATRIX SPIKE & MATRIX SPIKE DUPLICATE: 3107795 3107796

Parameter	Units	50315822002 Result	MS Spike Conc.	MSD Spike Conc.	MS Result	MSD Result	MS % Rec	MSD % Rec	% Rec Limits	RPD	Max RPD	Qual
Nitrogen, Nitrate	mg/L	ND	1	1	1.0	1.0	103	100	90-110	2	20	
Nitrogen, Nitrite	mg/L	ND	1	1	0.96	0.98	96	98	90-110	2	20	

MATRIX SPIKE SAMPLE: 3107797

Parameter	Units	50315857003 Result	Spike Conc.	MS Result	MS % Rec	% Rec Limits	Qualifiers
Nitrogen, Nitrate	mg/L	0.67	1	1.7	106	90-110	
Nitrogen, Nitrite	mg/L	ND	1	0.99	99	90-110	

Results presented on this page are in the units indicated by the "Units" column except where an alternate unit is presented to the right of the result.

REPORT OF LABORATORY ANALYSIS

This report shall not be reproduced, except in full,
without the written consent of Pace Analytical Services, LLC.

Pace Analytical Services, LLC
7726 Moller Road
Indianapolis, IN 46268
(317)228-3100

QUALITY CONTROL DATA

Project: Harding St Profile 1 Report 1
Pace Project No.: 50315857

QC Batch: 675566
QC Batch Method: EPA 365.1
Analysis Method: EPA 365.1
Analysis Description: 365.1 Total Phosphorus
Laboratory: Pace Analytical Services - Indianapolis
Associated Lab Samples: 50315857001, 50315857002, 50315857003, 50315857004

METHOD BLANK: 3110550 Matrix: Water
Associated Lab Samples: 50315857001, 50315857002, 50315857003, 50315857004

Parameter	Units	Blank Result	Reporting Limit	Analyzed	Qualifiers
Phosphate as P04	mg/L	ND	0.15	05/14/22 08:33	

LABORATORY CONTROL SAMPLE: 3110551

Parameter	Units	Spike Conc.	LCS Result	LCS % Rec	% Rec Limits	Qualifiers
Phosphate as P04	mg/L		1.5			

MATRIX SPIKE & MATRIX SPIKE DUPLICATE: 3110552 3110553

Parameter	Units	50315836008 Result	MS Spike Conc.	MSD Spike Conc.	MS Result	MSD Result	MS % Rec	MSD % Rec	% Rec Limits	RPD	Max RPD	Qual
Phosphate as P04	mg/L	ND			1.4	1.4				4		

MATRIX SPIKE & MATRIX SPIKE DUPLICATE: 3110554 3110555

Parameter	Units	50315883004 Result	MS Spike Conc.	MSD Spike Conc.	MS Result	MSD Result	MS % Rec	MSD % Rec	% Rec Limits	RPD	Max RPD	Qual
Phosphate as P04	mg/L	1.5			3.1	2.9				7		

Results presented on this page are in the units indicated by the "Units" column except where an alternate unit is presented to the right of the result.

REPORT OF LABORATORY ANALYSIS

This report shall not be reproduced, except in full,
without the written consent of Pace Analytical Services, LLC.

Pace Analytical Services, LLC
7726 Moller Road
Indianapolis, IN 46268
(317)228-3100

QUALITY CONTROL DATA

Project: Harding St Profile 1 Report 1
Pace Project No.: 50315857

QC Batch: 676192 | Analysis Method: SM 5310C
QC Batch Method: SM 5310C | Analysis Description: 5310C Total Organic Carbon
Laboratory: Pace Analytical Services - Indianapolis
Associated Lab Samples: 50315857001, 50315857002, 50315857003, 50315857004

METHOD BLANK: 3113670 Matrix: Water
Associated Lab Samples: 50315857001, 50315857002, 50315857003, 50315857004

Parameter	Units	Blank Result	Reporting Limit	Analyzed	Qualifiers
Total Organic Carbon	mg/L	ND	1.0	05/14/22 15:48	

LABORATORY CONTROL SAMPLE: 3113671

Parameter	Units	Spike Conc.	LCS Result	LCS % Rec	% Rec Limits	Qualifiers
Total Organic Carbon	mg/L	10	10.0	100	90-110	

MATRIX SPIKE & MATRIX SPIKE DUPLICATE: 3113672 3113673

Parameter	Units	50315836008 Result	MS Spike Conc.	MSD Spike Conc.	MS Result	MSD Result	MS % Rec	MSD % Rec	% Rec Limits	RPD	Max RPD	Qual
Total Organic Carbon	mg/L	ND	10	10	10.1	9.7	97	93	80-120	3	20	

MATRIX SPIKE & MATRIX SPIKE DUPLICATE: 3113674 3113675

Parameter	Units	50315883004 Result	MS Spike Conc.	MSD Spike Conc.	MS Result	MSD Result	MS % Rec	MSD % Rec	% Rec Limits	RPD	Max RPD	Qual
Total Organic Carbon	mg/L	11.2	20	20	30.3	28.8	95	88	80-120	5	20	

Results presented on this page are in the units indicated by the "Units" column except where an alternate unit is presented to the right of the result.

REPORT OF LABORATORY ANALYSIS

This report shall not be reproduced, except in full,
without the written consent of Pace Analytical Services, LLC.

Pace Analytical Services, LLC
7726 Moller Road
Indianapolis, IN 46268
(317)228-3100

QUALITY CONTROL DATA

Project: Harding St Profile 1 Report 1
Pace Project No.: 50315857

QC Batch: 676499 | Analysis Method: SM 5310C
QC Batch Method: SM 5310C | Analysis Description: 5310C Dissolved Organic Carbon
Laboratory: Pace Analytical Services - Indianapolis
Associated Lab Samples: 50315857001, 50315857002, 50315857003, 50315857004

METHOD BLANK: 3114861 Matrix: Water
Associated Lab Samples: 50315857001, 50315857002, 50315857003, 50315857004

Parameter	Units	Blank Result	Reporting Limit	Analyzed	Qualifiers
Dissolved Organic Carbon	mg/L	ND	1.0	05/17/22 14:37	

LABORATORY CONTROL SAMPLE: 3114862

Parameter	Units	Spike Conc.	LCS Result	LCS % Rec	% Rec Limits	Qualifiers
Dissolved Organic Carbon	mg/L	10	9.8	98	90-110	

MATRIX SPIKE & MATRIX SPIKE DUPLICATE: 3114863 3114864

Parameter	Units	50315836008 Result	MS Spike Conc.	MSD Spike Conc.	MS Result	MSD Result	MS % Rec	MSD % Rec	% Rec Limits	RPD	Max RPD	Qual
Dissolved Organic Carbon	mg/L	ND	10	10	10.6	10.8	103	105	80-120	2	20	

MATRIX SPIKE & MATRIX SPIKE DUPLICATE: 3114865 3114866

Parameter	Units	50315883004 Result	MS Spike Conc.	MSD Spike Conc.	MS Result	MSD Result	MS % Rec	MSD % Rec	% Rec Limits	RPD	Max RPD	Qual
Dissolved Organic Carbon	mg/L	11.8	100	100	111	106	99	94	80-120	4	20	

Results presented on this page are in the units indicated by the "Units" column except where an alternate unit is presented to the right of the result.

REPORT OF LABORATORY ANALYSIS

This report shall not be reproduced, except in full,
without the written consent of Pace Analytical Services, LLC.

Pace Analytical Services, LLC
7726 Moller Road
Indianapolis, IN 46268
(317)228-3100

ANALYTICAL RESULTS - RADIOCHEMISTRY

Project: Harding St Profile 1 Report 1
Pace Project No.: 50315857

Sample: MW-9I **Lab ID: 50315857001** Collected: 05/06/22 10:55 Received: 05/06/22 14:20 Matrix: Water
PWS: Site ID: Sample Type:

Parameters	Method	Act ± Unc (MDC) Carr Trac	Units	Analyzed	CAS No.	Qual
	Pace Analytical Services - Greensburg					
Radium-226	EPA 903.1	**0.328 ± 0.305 (0.402) C:NA T:101%**	pCi/L	06/02/22 13:55	13982-63-3	
	Pace Analytical Services - Greensburg					
Radium-228	EPA 904.0	**0.783 ± 0.364 (0.586) C:76% T:89%**	pCi/L	05/31/22 15:04	15262-20-1	
	Pace Analytical Services - Greensburg					
Total Radium	Total Radium Calculation	**1.11 ± 0.669 (0.988)**	pCi/L	06/09/22 15:51	7440-14-4	

This report shall not be reproduced, except in full,
without the written consent of Pace Analytical Services, LLC.

Pace Analytical Services, LLC
7726 Moller Road
Indianapolis, IN 46268
(317)228-3100

ANALYTICAL RESULTS - RADIOCHEMISTRY

Project: Harding St Profile 1 Report 1
Pace Project No.: 50315857

Sample: MW-9D **Lab ID: 50315857002** Collected: 05/06/22 11:07 Received: 05/06/22 14:20 Matrix: Water
PWS: Site ID: Sample Type:

Parameters	Method	Act ± Unc (MDC) Carr Trac	Units	Analyzed	CAS No.	Qual
	Pace Analytical Services - Greensburg					
Radium-226	EPA 903.1	**0.229 ± 0.356 (0.617) C:NA T:95%**	pCi/L	06/02/22 13:55	13982-63-3	
	Pace Analytical Services - Greensburg					
Radium-228	EPA 904.0	**0.302 ± 0.278 (0.560) C:80% T:94%**	pCi/L	05/31/22 15:04	15262-20-1	
	Pace Analytical Services - Greensburg					
Total Radium	Total Radium Calculation	**0.531 ± 0.634 (1.18)**	pCi/L	06/09/22 15:51	7440-14-4	

This report shall not be reproduced, except in full,
without the written consent of Pace Analytical Services, LLC.

Pace Analytical Services, LLC
7726 Moller Road
Indianapolis, IN 46268
(317)228-3100

ANALYTICAL RESULTS - RADIOCHEMISTRY

Project: Harding St Profile 1 Report 1
Pace Project No.: 50315857

Sample: MW-12S **Lab ID: 50315857003** Collected: 05/06/22 12:50 Received: 05/06/22 14:20 Matrix: Water
PWS: Site ID: Sample Type:

Comments: • Upon receipt at the laboratory, 2.5 mls of nitric acid were added to the sample to meet the sample preservation requirement of pH <2 for radiochemistry analysis for one container.

Parameters	Method	Act ± Unc (MDC) Carr Trac	Units	Analyzed	CAS No.	Qual
	Pace Analytical Services - Greensburg					
Radium-226	EPA 903.1	**0.0640 ± 0.517 (1.02) C:NA T:89%**	pCi/L	06/02/22 13:55	13982-63-3	
	Pace Analytical Services - Greensburg					
Radium-228	EPA 904.0	**0.671 ± 0.366 (0.653) C:77% T:93%**	pCi/L	05/31/22 15:04	15262-20-1	
	Pace Analytical Services - Greensburg					
Total Radium	Total Radium Calculation	**0.735 ± 0.883 (1.67)**	pCi/L	06/09/22 15:51	7440-14-4	

This report shall not be reproduced, except in full,
without the written consent of Pace Analytical Services, LLC.

Pace Analytical Services, LLC
7726 Moller Road
Indianapolis, IN 46268
(317)228-3100

ANALYTICAL RESULTS - RADIOCHEMISTRY

Project: Harding St Profile 1 Report 1
Pace Project No.: 50315857

Sample: MW-12D **Lab ID: 50315857004** Collected: 05/06/22 12:25 Received: 05/06/22 14:20 Matrix: Water
PWS: Site ID: Sample Type:

Parameters	Method	Act ± Unc (MDC) Carr Trac	Units	Analyzed	CAS No.	Qual
	Pace Analytical Services - Greensburg					
Radium-226	EPA 903.1	**0.567 ± 0.327 (0.128) C:NA T:100%**	pCi/L	06/02/22 13:55	13982-63-3	
	Pace Analytical Services - Greensburg					
Radium-228	EPA 904.0	**0.823 ± 0.401 (0.691) C:75% T:95%**	pCi/L	05/31/22 15:04	15262-20-1	
	Pace Analytical Services - Greensburg					
Total Radium	Total Radium Calculation	**1.39 ± 0.728 (0.819)**	pCi/L	06/09/22 15:51	7440-14-4	

This report shall not be reproduced, except in full,
without the written consent of Pace Analytical Services, LLC.

Pace Analytical Services, LLC
7726 Moller Road
Indianapolis, IN 46268
(317)228-3100

QUALITY CONTROL - RADIOCHEMISTRY

Project: Harding St Profile 1 Report 1
Pace Project No.: 50315857

QC Batch: 503410
QC Batch Method: EPA 904.0
Analysis Method: EPA 904.0
Analysis Description: 904.0 Radium 228
Laboratory: Pace Analytical Services - Greensburg
Associated Lab Samples: 50315857001, 50315857002, 50315857003, 50315857004

METHOD BLANK: 2437473 Matrix: Water
Associated Lab Samples: 50315857001, 50315857002, 50315857003, 50315857004

Parameter	Act ± Unc (MDC) Carr Trac	Units	Analyzed	Qualifiers
Radium-228	0.780 ± 0.313 (0.462) C:85% T:93%	pCi/L	05/31/22 11:54	

Results presented on this page are in the units indicated by the "Units" column except where an alternate unit is presented to the right of the result.

REPORT OF LABORATORY ANALYSIS

This report shall not be reproduced, except in full,
without the written consent of Pace Analytical Services, LLC.

Pace Analytical Services, LLC
7726 Moller Road
Indianapolis, IN 46268
(317)228-3100

QUALITY CONTROL - RADIOCHEMISTRY

Project: Harding St Profile 1 Report 1
Pace Project No.: 50315857

QC Batch: 503409
QC Batch Method: EPA 903.1
Analysis Method: EPA 903.1
Analysis Description: 903.1 Radium-226
Laboratory: Pace Analytical Services - Greensburg
Associated Lab Samples: 50315857001, 50315857002, 50315857003, 50315857004

METHOD BLANK: 2437472 Matrix: Water
Associated Lab Samples: 50315857001, 50315857002, 50315857003, 50315857004

Parameter	Act ± Unc (MDC) Carr Trac	Units	Analyzed	Qualifiers
Radium-226	-0.0395 ± 0.232 (0.517) C:NA T:96%	pCi/L	06/02/22 13:31	

Results presented on this page are in the units indicated by the "Units" column except where an alternate unit is presented to the right of the result.

REPORT OF LABORATORY ANALYSIS

This report shall not be reproduced, except in full,
without the written consent of Pace Analytical Services, LLC.

Pace Analytical Services, LLC
7726 Moller Road
Indianapolis, IN 46268
(317)228-3100

QUALIFIERS

Project: Harding St Profile 1 Report 1
Pace Project No.: 50315857

DEFINITIONS

DF - Dilution Factor, if reported, represents the factor applied to the reported data due to dilution of the sample aliquot.

ND - Not Detected at or above adjusted reporting limit.

TNTC - Too Numerous To Count

J - Estimated concentration above the adjusted method detection limit and below the adjusted reporting limit.

MDL - Adjusted Method Detection Limit.

PQL - Practical Quantitation Limit.

RL - Reporting Limit - The lowest concentration value that meets project requirements for quantitative data with known precision and bias for a specific analyte in a specific matrix.

S - Surrogate

1,2-Diphenylhydrazine decomposes to and cannot be separated from Azobenzene using Method 8270. The result for each analyte is a combined concentration.

Consistent with EPA guidelines, unrounded data are displayed and have been used to calculate % recovery and RPD values.

LCS(D) - Laboratory Control Sample (Duplicate)

MS(D) - Matrix Spike (Duplicate)

DUP - Sample Duplicate

RPD - Relative Percent Difference

NC - Not Calculable.

SG - Silica Gel - Clean-Up

U - Indicates the compound was analyzed for, but not detected.

N-Nitrosodiphenylamine decomposes and cannot be separated from Diphenylamine using Method 8270. The result reported for each analyte is a combined concentration.

Reported results are not rounded until the final step prior to reporting. Therefore, calculated parameters that are typically reported as "Total" may vary slightly from the sum of the reported component parameters.

Act - Activity

Unc - Uncertainty: SDWA = 1.96 sigma count uncertainty, all other matrices = Expanded Uncertainty (95% confidence interval). Gamma Spec = Expanded Uncertainty (95.4% Confidence Interval)

(MDC) - Minimum Detectable Concentration

Trac - Tracer Recovery (%)

Carr - Carrier Recovery (%)

Pace Analytical is TNI accredited. Contact your Pace PM for the current list of accredited analytes.

TNI - The NELAC Institute.

ANALYTE QUALIFIERS

H3	Sample was received or analysis requested beyond the recognized method holding time.
M0	Matrix spike recovery and/or matrix spike duplicate recovery was outside laboratory control limits.
N2	The lab does not hold NELAC/TNI accreditation for this parameter but other accreditations/certifications may apply. A complete list of accreditations/certifications is available upon request.
R1	RPD value was outside control limits.

This report shall not be reproduced, except in full,
without the written consent of Pace Analytical Services, LLC.

Pace Analytical Services, LLC
7726 Moller Road
Indianapolis, IN 46268
(317)228-3100

QUALITY CONTROL DATA CROSS REFERENCE TABLE

Project: Harding St Profile 1 Report 1
Pace Project No.: 50315857

Lab ID	Sample ID	QC Batch Method	QC Batch	Analytical Method	Analytical Batch
50315857001	**MW-9I**	EPA 9056	676962		
50315857002	**MW-9D**	EPA 9056	676962		
50315857003	**MW-12S**	EPA 9056	676962		
50315857004	**MW-12D**	EPA 9056	676962		
50315857001	**MW-9I**	EPA 3010	675195	EPA 6010	677074
50315857002	**MW-9D**	EPA 3010	675195	EPA 6010	677074
50315857003	**MW-12S**	EPA 3010	675195	EPA 6010	677074
50315857004	**MW-12D**	EPA 3010	675195	EPA 6010	677074
50315857001	**MW-9I**	EPA 3010	675145	EPA 6010	676545
50315857002	**MW-9D**	EPA 3010	675145	EPA 6010	676545
50315857003	**MW-12S**	EPA 3010	675145	EPA 6010	676545
50315857004	**MW-12D**	EPA 3010	675145	EPA 6010	676545
50315857001	**MW-9I**	EPA 200.2	675803	EPA 6020	676025
50315857002	**MW-9D**	EPA 200.2	675803	EPA 6020	676025
50315857003	**MW-12S**	EPA 200.2	675803	EPA 6020	676025
50315857004	**MW-12D**	EPA 200.2	675803	EPA 6020	676025
50315857001	**MW-9I**	EPA 7470	675412	EPA 7470	675770
50315857002	**MW-9D**	EPA 7470	675412	EPA 7470	675770
50315857003	**MW-12S**	EPA 7470	675412	EPA 7470	675770
50315857004	**MW-12D**	EPA 7470	675412	EPA 7470	675770
50315857001	**MW-9I**	EPA 903.1	503409		
50315857002	**MW-9D**	EPA 903.1	503409		
50315857003	**MW-12S**	EPA 903.1	503409		
50315857004	**MW-12D**	EPA 903.1	503409		
50315857001	**MW-9I**	EPA 904.0	503410		
50315857002	**MW-9D**	EPA 904.0	503410		
50315857003	**MW-12S**	EPA 904.0	503410		
50315857004	**MW-12D**	EPA 904.0	503410		
50315857001	**MW-9I**	Total Radium Calculation	510610		
50315857002	**MW-9D**	Total Radium Calculation	510610		
50315857003	**MW-12S**	Total Radium Calculation	510610		
50315857004	**MW-12D**	Total Radium Calculation	510610		
50315857001	**MW-9I**	SM 2320B	676456		
50315857002	**MW-9D**	SM 2320B	676456		
50315857003	**MW-12S**	SM 2320B	676456		
50315857004	**MW-12D**	SM 2320B	676456		
50315857001	**MW-9I**	SM 2540C	676063		
50315857002	**MW-9D**	SM 2540C	676063		
50315857003	**MW-12S**	SM 2540C	676063		
50315857004	**MW-12D**	SM 2540C	676063		
50315857001	**MW-9I**	SM 4500-H+B	676299		
50315857002	**MW-9D**	SM 4500-H+B	676299		
50315857003	**MW-12S**	SM 4500-H+B	676299		
50315857004	**MW-12D**	SM 4500-H+B	676299		

REPORT OF LABORATORY ANALYSIS

This report shall not be reproduced, except in full,
without the written consent of Pace Analytical Services, LLC.

Pace Analytical Services, LLC
7726 Moller Road
Indianapolis, IN 46268
(317)228-3100

QUALITY CONTROL DATA CROSS REFERENCE TABLE

Project: Harding St Profile 1 Report 1
Pace Project No.: 50315857

Lab ID	Sample ID	QC Batch Method	QC Batch	Analytical Method	Analytical Batch
50315857001	**MW-9I**	SM 4500-S2-D	674957		
50315857002	**MW-9D**	SM 4500-S2-D	674957		
50315857003	**MW-12S**	SM 4500-S2-D	674957		
50315857004	**MW-12D**	SM 4500-S2-D	674957		
50315857001	**MW-9I**	HACH 8146	675307		
50315857002	**MW-9D**	HACH 8146	675307		
50315857003	**MW-12S**	HACH 8146	675307		
50315857004	**MW-12D**	HACH 8146	675307		
50315857001	**MW-9I**	EPA 353.2	674905		
50315857002	**MW-9D**	EPA 353.2	674905		
50315857003	**MW-12S**	EPA 353.2	674905		
50315857004	**MW-12D**	EPA 353.2	674905		
50315857001	**MW-9I**	EPA 365.1	675566	EPA 365.1	676272
50315857002	**MW-9D**	EPA 365.1	675566	EPA 365.1	676272
50315857003	**MW-12S**	EPA 365.1	675566	EPA 365.1	676272
50315857004	**MW-12D**	EPA 365.1	675566	EPA 365.1	676272
50315857001	**MW-9I**	SM 5310C	676192		
50315857002	**MW-9D**	SM 5310C	676192		
50315857003	**MW-12S**	SM 5310C	676192		
50315857004	**MW-12D**	SM 5310C	676192		
50315857001	**MW-9I**	SM 5310C	676499		
50315857002	**MW-9D**	SM 5310C	676499		
50315857003	**MW-12S**	SM 5310C	676499		
50315857004	**MW-12D**	SM 5310C	676499		

This report shall not be reproduced, except in full,
without the written consent of Pace Analytical Services, LLC.

Pace Analytical
WWW.PACELABS.COM

CHAIN-OF-CUSTODY / Analytical Request Document

The Chain-of-Custody is a LEGAL DOCUMENT. All relevant fields must be completed accurately.

5031585 7

Section A
Required Client Information:

Company:	Atlas Indianapolis
Address:	7988 Centerpoint Drive Suite 100
	Indianapolis, IN 46256
Email:	mark.breting@oneatlas.com
Phone:	(317)579-4082 Fax:
Requested Due Date:	

Section B
Required Project Information:

Report To:	Mark Breting
Copy To:	
Purchase Order #:	
Project Name:	Harding St Profile 1 Report 1
Project #:	

Section C
Invoice Information:

Attention:	Accounts Payable - Paula Sedam
Company Name:	Atlas Indianapolis
Address:	
Pace Quote:	
Pace Project Manager:	Hayden Putt
Pace Profile #:	10498/15

Regulatory Agency

State / Location
IN

SAMPLE ID
One Character per box.
(A-Z, 0-9 / , -)
Sample Ids must be unique

MATRIX	CODE
Drinking Water	DW
Water	WT
Waste Water	WW
Product	P
Soil/Solid	SL
Oil	OL
Wipe	WP
Air	AR
Other	OT
Tissue	TS

ITEM #	SAMPLE ID	MATRIX CODE (see valid codes to left)	SAMPLE TYPE (G=GRAB C=COMP)	COLLECTED START DATE	COLLECTED START TIME	COLLECTED END DATE	COLLECTED END TIME	SAMPLE TEMP AT COLLECTION	# OF CONTAINERS	Preservatives: Unpreserved	H2SO4	HNO3	HCl	NaOH + ZnAcetate	Na2S2O3	Methanol	Other	Requested Analysis Filtered (Y/N) Y/N	Analyses Test: TDS/ NO3,NO2-Wet	(Cl, F, SO4) by IC	Metals, Total*	Metals Diss. Field Filtered**	Rad-228	Rad-226	Alkalinity, Ferrous Iron, pH	TOC by 5310C	DOC by 5310C	Sulfide	Phosphate	Residual Chlorine (Y/N)	
																						Y						Y			
13	~~MW-9S~~	WT							~~11~~	~~3~~	~~3~~	~~4~~		~~1~~					~~X~~	~~X~~	~~X~~	~~X~~	~~X~~	~~X~~	~~X~~	~~X~~	~~X~~	~~X~~	~~X~~		
14	MW-9I	WT	G	5/6	1055				11	3	3	4		1					X	X	X	X	X	X	X	X	X	X	X		-001
15	MW-9D	WT	G	5/6	1107				11	3	3	4		1					X	X	X	X	X	X	X	X	X	X	X		-002
16	~~MW-10S~~	WT							~~11~~	~~3~~	~~3~~	~~4~~		~~1~~					~~X~~	~~X~~	~~X~~	~~X~~	~~X~~	~~X~~	~~X~~	~~X~~	~~X~~	~~X~~	~~X~~		
17	~~MW-10D~~	WT							~~11~~	~~3~~	~~3~~	~~4~~		~~1~~					~~X~~	~~X~~	~~X~~	~~X~~	~~X~~	~~X~~	~~X~~	~~X~~	~~X~~	~~X~~	~~X~~		
18	~~MW-11D~~	WT							~~11~~	~~3~~	~~3~~	~~4~~		~~1~~					~~X~~	~~X~~	~~X~~	~~X~~	~~X~~	~~X~~	~~X~~	~~X~~	~~X~~	~~X~~	~~X~~		
19	MW-12S	WT	G	5/6	1250				11	3	3	4		1					X	X	X	X	X	X	X	X	X	X	X		-003
20	~~MW-11S~~	WT							~~11~~	~~3~~	~~3~~	~~4~~		~~1~~					~~X~~	~~X~~	~~X~~	~~X~~	~~X~~	~~X~~	~~X~~	~~X~~	~~X~~	~~X~~	~~X~~		
21	MW-12D	WT	G	5/6	1225				11	3	3	4		1					X	X	X	X	X	X	X	X	X	X	X		-004
22	~~MW-13S~~	WT							~~11~~	~~3~~	~~3~~	~~4~~		~~1~~					~~X~~	~~X~~	~~X~~	~~X~~	~~X~~	~~X~~	~~X~~	~~X~~	~~X~~	~~X~~	~~X~~		
23	~~MW-13D~~	WT							~~11~~	~~3~~	~~3~~	~~4~~		~~1~~					~~X~~	~~X~~	~~X~~	~~X~~	~~X~~	~~X~~	~~X~~	~~X~~	~~X~~	~~X~~	~~X~~		
24	~~MW-14D~~	WT							~~11~~	~~3~~	~~3~~	~~4~~		~~1~~					~~X~~	~~X~~	~~X~~	~~X~~	~~X~~	~~X~~	~~X~~	~~X~~	~~X~~	~~X~~	~~X~~		

ADDITIONAL COMMENTS	RELINQUISHED BY / AFFILIATION	DATE	TIME	ACCEPTED BY / AFFILIATION	DATE	TIME	SAMPLE CONDITIONS			
Al, Ba, B, Cd, Cr, Fe, Pb, Mn, Mo, Ca, Mg, Na, K, Li, SiO2)	P. Greg Hopper	5/6/22	1420		5/6/22	1420	1.6	Y	3	Y
Tl) 7470 Hg							2.2			

SAMPLER NAME AND SIGNATURE

PRINT Name of SAMPLER: P. Greg Hopper

SIGNATURE of SAMPLER: P. Greg Hopper

DATE Signed: 5/6/22

TEMP in C	Received on Ice (Y/N)	Custody Sealed Cooler (Y/N)	Samples Intact (Y/N)

SAMPLE CONDITION UPON RECEIPT FORM

Date/Time and Initials of person examining contents: MN 5/6/22 1530

1. **Courier:** ☐ FED EX ☐ UPS ☑ CLIENT ☐ PACE ☐ USPS ☐ OTHER _____

2. **Custody Seal on Cooler/Box Present:** ☐ Yes ☑ No

(If yes)Seals Intact: ☐ Yes ☐ No **(leave blank if no seals were present)**

3. **Thermometer:** 1 2 3 4 5 6 A B C D E F

4. **Cooler Temperature(s):** (Initial/Corrected) RECORD TEMPS OF ALL COOLERS RECEIVED (use Comments below to add more)

1.8/1.6	2.4/2.2		

5. **Packing Material:** ☐ Bubble Wrap ☑ Bubble Bags ☐ None ☐ Other _____

6. **Ice Type:** ☑ Wet ☐ Blue ☐ None

7. **If temp. is over 6°C or under 0°C, was the PM notified?:** ☐ Yes ☐ No
Cooler temp should be above freezing to 6°C

All discrepancies will be written out in the comments section below.

	Yes	No
USDA Regulated Soils? (HI, ID, NY, WA, OR,CA, NM, TX, OK, AR, LA, TN, AL, MS, NC, SC, GA, FL, or Puerto Rico)		–
Short Hold Time Analysis (48 hours or less)? **Analysis:** NO3	–	
Time 5035A TC placed in Freezer or Short Holds To Lab	Time: 1550	
Rush TAT Requested (4 days or less):		–
Custody Signatures Present?	–	
Containers Intact?:	–	
Sample Label (IDs/Dates/Times) Match COC?: Except TCs, which only require sample ID	✓	
Extra labels on Terracore Vials? (soils only)		

	Yes	No	N/A
All containers needing acid/base preservation have been pH CHECKED?: **Exceptions: VOA, coliform, LLHg, O&G, RAD CHEM, and any container with a septum cap or preserved with HCl.** **Circle:** ~~HNO3 (<2)~~ ~~H2SO4 (<2)~~ NaOH (>10) ~~NaOH/ZnAc (>9)~~ Any non-conformance to pH recommendations will be noted on the container count form	–		
	Present	Absent	N/A
Residual Chlorine Check (SVOC 625 Pest/PCB 608)			–
Residual Chlorine Check (Total/Amenable/Free Cyanide)			–
Headspace Wisconsin Sulfide?			–
	Present	Absent	No VOA Vials Sent
Headspace in VOA Vials (>6mm): See Containter Count form for details			–
Trip Blank Present?		–	
Trip Blank Custody Seals?:		–	

COMMENTS:

COC PAGE ____ of ____

Sample Container Count

SBS / DI / MeOH (only) / BK / Kit

** Place a RED dot on containers that are out of conformance **

COC Line Item	WGFU	R	DG9H VG9H	VOA VIAL HS (>6mm)	VG9U	DG9U	VG9T	AG0U	AG1H	AG1U	AG2U	AG3S ✓	AG3SF ✓	AG3C	BP1U	BP1N	BP2U ✓	BP3U ✓	BP3N ✓	BP3F ✓	BP3S	BP3B	BP3Z	CG3H	Syringe Kit			Matrix	HNO3/ H2SO4 pH <2	NaOH/ ZNAc pH >9	NaOH pH>10
1																															
2												1	1			2	1	2	1	1	1		1						✓	✓	
3												1	1			2	1	2	1	1	1		1						✓	✓	
4																															
5																															
6																															
7												1	1			2	1	2	1	1	1		1						✓	✓	
8																															
9												1	1			2	1	2	1	1	1		1						✓	✓	
10																															
11																															
12																															

Container Codes

Glass

DG9H	40mL HCl amber voa vial	BG1T	1L Na Thiosulfate clear glass	BP1B	1L NaOH plastic
DG9P	40mL TSP amber vial	BG1U	1L unpreserved glass	BP1N	1L HNO3 plastic
DG9S	40mL H2SO4 amber vial	BG3H	250mL HCl Clear Glass	BP1S	1L H2SO4 plastic
DG9T	40mL Na Thio amber vial	BG3U	250mL Unpres Clear Glass	BP1U	1L unpreserved plastic
DG9U	40mL unpreserved amber vial	AG0U	100mL unpres amber glass	BP1Z	1L NaOH, Zn, Ac
VG9H	40mL HCl clear vial	AG1H	1L HCl amber glass	BP2N	500mL HNO3 plastic
VG9T	40mL Na Thio. clear vial	AG1S	1L H2SO4 amber glass	BP2C	500mL NaOH plastic
VG9U	40mL unpreserved clear vial	AG1T	1L Na Thiosulfate amber glass	BP2S	500mL H2SO4 plastic
I	40mL w/hexane wipe vial	AG1U	1liter unpres amber glass	BP2U	500mL unpreserved plastic
WGKU	8oz unpreserved clear jar	AG2N	500mL HNO3 amber glass	BP2Z	500mL NaOH, Zn Ac
WGFU	4oz clear soil jar	AG2S	500mL H2SO4 amber glass	BP3B	250mL NaOH plastic
JGFU	4oz unpreserved amber wide	AG2U	500mL unpres amber glass	BP3N	250mL HNO3 plastic
CG3H	250mL clear glass HCl	AG3S	250mL H2SO4 amber glass	BP3F	250mL HNO3 plastic-field filtered
BG1H	1L HCl clear glass	AG3SF	250mL H2SO4 amb glass -field filtered	BP3U	250mL unpreserved plastic
BG1S	1L H2SO4 clear glass	AG3U	250mL unpres amber glass	BP3S	250mL H2SO4 plastic
GN	General	AG3C	250mL NaOH amber glass	BP3Z	250mL NaOH, ZnAc plastic

Plastic / Misc.

BP4U	125mL unpreserved plastic
BP4N	125mL HNO3 plastic
BP4S	125mL H2SO4 plastic

Syringe Kit	LL Cr+6 sampling kit

AF	Air Filter
C	Air Cassettes
R	Terracore kit
SP5T	120mL Coliform Na Thiosulfate
U	Summa Can
ZPLC	Ziploc Bag

WT		Water	
SL		Solid	
NAL	OL	Non-aqueous liquid	Oil
WP		Wipe	

Pace Analytical Services, LLC
7726 Moller Road
Indianapolis, IN 46268
(317)228-3100

August 01, 2022

Mr. Mark Breting
ATC Group Services
7988 Centerpoint Drive
Suite 100
Indianapolis, IN 46256

RE: Project: Harding St Profile 1 Report 1
Pace Project No.: 50316084

Dear Mr. Breting:

Enclosed are the analytical results for sample(s) received by the laboratory on May 10, 2022. The results relate only to the samples included in this report. Results reported herein conform to the applicable TNI/NELAC Standards and the laboratory's Quality Manual, where applicable, unless otherwise noted in the body of the report.

The test results provided in this final report were generated by each of the following laboratories within the Pace Network:

- Pace Analytical Services - Indianapolis
- Pace Analytical Services - Greensburg

If you have any questions concerning this report, please feel free to contact me.

Sincerely,

Hayden Putt
hayden.putt@pacelabs.com
(317)228-3145
Project Manager

Enclosures

cc: Mr. Robert Miller, Haley & Aldrich

This report shall not be reproduced, except in full,
without the written consent of Pace Analytical Services, LLC.

Pace Analytical Services, LLC
7726 Moller Road
Indianapolis, IN 46268
(317)228-3100

CERTIFICATIONS

Project: Harding St Profile 1 Report 1
Pace Project No.: 50316084

Pace Analytical Services Pennsylvania

1638 Roseytown Rd Suites 2,3&4, Greensburg, PA 15601
ANAB DOD-ELAP Rad Accreditation #: L2417
Alabama Certification #: 41590
Arizona Certification #: AZ0734
Arkansas Certification
California Certification #: 04222CA
Colorado Certification #: PA01547
Connecticut Certification #: PH-0694
Delaware Certification
EPA Region 4 DW Rad
Florida/TNI Certification #: E87683
Georgia Certification #: C040
Florida: Cert E871149 SEKS WET
Guam Certification
Hawaii Certification
Idaho Certification
Illinois Certification
Indiana Certification
Iowa Certification #: 391
Kansas/TNI Certification #: E-10358
Kentucky Certification #: KY90133
KY WW Permit #: KY0098221
KY WW Permit #: KY0000221
Louisiana DHH/TNI Certification #: LA180012
Louisiana DEQ/TNI Certification #: 4086
Maine Certification #: 2017020
Maryland Certification #: 308
Massachusetts Certification #: M-PA1457
Michigan/PADEP Certification #: 9991
Missouri Certification #: 235
Montana Certification #: Cert0082
Nebraska Certification #: NE-OS-29-14
Nevada Certification #: PA014572018-1
New Hampshire/TNI Certification #: 297617
New Jersey/TNI Certification #: PA051
New Mexico Certification #: PA01457
New York/TNI Certification #: 10888
North Carolina Certification #: 42706
North Dakota Certification #: R-190
Ohio EPA Rad Approval: #41249
Oregon/TNI Certification #: PA200002-010
Pennsylvania/TNI Certification #: 65-00282
Puerto Rico Certification #: PA01457
Rhode Island Certification #: 65-00282
South Dakota Certification
Tennessee Certification #: 02867
Texas/TNI Certification #: T104704188-17-3
Utah/TNI Certification #: PA014572017-9
USDA Soil Permit #: P330-17-00091
Vermont Dept. of Health: ID# VT-0282
Virgin Island/PADEP Certification
Virginia/VELAP Certification #: 460198
Washington Certification #: C868
West Virginia DEP Certification #: 143
West Virginia DHHR Certification #: 9964C
Wisconsin Approve List for Rad
Wyoming Certification #: 8TMS-L

Pace Analytical Services Indianapolis

7726 Moller Road, Indianapolis, IN 46268
Illinois Accreditation #: 200074
Indiana Drinking Water Laboratory #: C-49-06
Kansas/TNI Certification #: E-10177
Kentucky UST Agency Interest #: 80226
Kentucky WW Laboratory ID #: 98019
Michigan Drinking Water Laboratory #9050
Ohio VAP Certified Laboratory #: CL0065
Oklahoma Laboratory #: 9204
Texas Certification #: T104704355
Wisconsin Laboratory #: 999788130
USDA Soil Permit #: P330-19-00257

REPORT OF LABORATORY ANALYSIS

This report shall not be reproduced, except in full,
without the written consent of Pace Analytical Services, LLC.

Pace Analytical Services, LLC
7726 Moller Road
Indianapolis, IN 46268
(317)228-3100

SAMPLE SUMMARY

Project: Harding St Profile 1 Report 1
Pace Project No.: 50316084

Lab ID	Sample ID	Matrix	Date Collected	Date Received
50316084001	**MW-1S**	Water	05/09/22 16:11	05/10/22 14:25
50316084002	**MW-1D**	Water	05/09/22 15:04	05/10/22 14:25

This report shall not be reproduced, except in full,
without the written consent of Pace Analytical Services, LLC.

Pace Analytical Services, LLC
7726 Moller Road
Indianapolis, IN 46268
(317)228-3100

SAMPLE ANALYTE COUNT

Project: Harding St Profile 1 Report 1
Pace Project No.: 50316084

Lab ID	Sample ID	Method	Analysts	Analytes Reported	Laboratory
50316084001	**MW-1S**	EPA 9056	BK1	3	PASI-I
		EPA 6010	MTM	15	PASI-I
		EPA 6010	JPK	2	PASI-I
		EPA 6020	CAW	6	PASI-I
		EPA 7470	ILP	1	PASI-I
		EPA 903.1	SLC	1	PASI-PA
		EPA 904.0	VAL	1	PASI-PA
		Total Radium Calculation	JAL	1	PASI-PA
		SM 2320B	SLB	3	PASI-I
		SM 2540C	BSW	1	PASI-I
		SM 4500-H+B	SWJ	1	PASI-I
		SM 4500-S2-D	SWJ	1	PASI-I
		HACH 8146	SWJ	1	PASI-I
		EPA 353.2	OAS	2	PASI-I
		EPA 365.1	ZM	1	PASI-I
		SM 5310C	ZM	1	PASI-I
		SM 5310C	ZM	1	PASI-I
50316084002	**MW-1D**	EPA 9056	BK1	3	PASI-I
		EPA 6010	MTM	15	PASI-I
		EPA 6010	JPK	2	PASI-I
		EPA 6020	CAW	6	PASI-I
		EPA 7470	ILP	1	PASI-I
		EPA 903.1	SLC	1	PASI-PA
		EPA 904.0	VAL	1	PASI-PA
		Total Radium Calculation	JAL	1	PASI-PA
		SM 2320B	SLB	3	PASI-I
		SM 2540C	BSW	1	PASI-I
		SM 4500-H+B	SWJ	1	PASI-I
		SM 4500-S2-D	SWJ	1	PASI-I
		HACH 8146	SWJ	1	PASI-I
		EPA 353.2	OAS	2	PASI-I
		EPA 365.1	ZM	1	PASI-I
		SM 5310C	ZM	1	PASI-I
		SM 5310C	ZM	1	PASI-I

PASI-I = Pace Analytical Services - Indianapolis
PASI-PA = Pace Analytical Services - Greensburg

This report shall not be reproduced, except in full,
without the written consent of Pace Analytical Services, LLC.

Pace Analytical Services, LLC
7726 Moller Road
Indianapolis, IN 46268
(317)228-3100

SUMMARY OF DETECTION

Project: Harding St Profile 1 Report 1
Pace Project No.: 50316084

Lab Sample ID / Method	Client Sample ID / Parameters	Result	Units	Report Limit	Analyzed	Qualifiers
50316084001	**MW-1S**					
EPA 9056	Chloride	124	mg/L	2.5	05/21/22 16:27	
EPA 9056	Fluoride	0.41	mg/L	0.10	05/21/22 16:08	
EPA 9056	Sulfate	56.1	mg/L	2.5	05/21/22 16:27	
EPA 6010	Barium	69.9	ug/L	10.0	05/21/22 13:17	
EPA 6010	Boron	375	ug/L	100	05/21/22 13:17	
EPA 6010	Calcium	92200	ug/L	1000	05/21/22 13:17	
EPA 6010	Iron	3380	ug/L	100	05/21/22 13:17	
EPA 6010	Magnesium	23600	ug/L	1000	05/21/22 13:17	
EPA 6010	Manganese	268	ug/L	10.0	05/21/22 13:17	
EPA 6010	Molybdenum	25.9	ug/L	10.0	05/21/22 13:17	
EPA 6010	Potassium	5790	ug/L	1000	05/21/22 13:17	
EPA 6010	Silica	12600	ug/L	450	05/21/22 13:17	N2
EPA 6010	Sodium	63700	ug/L	1000	05/21/22 13:17	
EPA 6010	Manganese, Dissolved	250	ug/L	10.0	05/21/22 02:02	
EPA 6010	Molybdenum, Dissolved	25.2	ug/L	10.0	05/21/22 02:02	
EPA 6020	Arsenic	9.6	ug/L	1.0	05/14/22 07:14	
EPA 903.1	Radium-226	0.559 ± 0.685 (1.13) C:NA T:95%	pCi/L		06/17/22 16:10	
EPA 904.0	Radium-228	0.397 ± 0.410 (0.843) C:58% T:90%	pCi/L		06/14/22 13:33	
Total Radium Calculation	Total Radium	0.956 ± 1.10 (1.97)	pCi/L		06/20/22 14:27	
SM 2320B	Alkalinity, Total as CaCO3	260	mg/L	2.0	05/17/22 15:54	
SM 2320B	Alkalinity,Bicarbonate (CaCO3)	260	mg/L	2.0	05/17/22 15:54	
SM 2540C	Total Dissolved Solids	529	mg/L	10.0	05/13/22 16:01	
SM 4500-H+B	pH at 25 Degrees C	7.5	Std. Units	0.10	05/16/22 11:21	H3
EPA 365.1	Phosphate as P04	2.0	mg/L	0.15	05/14/22 13:53	
SM 5310C	Total Organic Carbon	2.0	mg/L	1.0	05/19/22 21:33	
SM 5310C	Dissolved Organic Carbon	2.3	mg/L	1.0	05/18/22 17:54	
50316084002	**MW-1D**					
EPA 9056	Chloride	93.7	mg/L	2.5	05/21/22 17:59	
EPA 9056	Fluoride	0.42	mg/L	0.10	05/21/22 17:40	
EPA 9056	Sulfate	48.2	mg/L	2.5	05/21/22 17:59	
EPA 6010	Barium	78.0	ug/L	10.0	05/21/22 13:19	
EPA 6010	Boron	288	ug/L	100	05/21/22 13:19	
EPA 6010	Calcium	85300	ug/L	1000	05/21/22 13:19	
EPA 6010	Iron	2270	ug/L	100	05/21/22 13:19	
EPA 6010	Magnesium	19100	ug/L	1000	05/21/22 13:19	
EPA 6010	Manganese	197	ug/L	10.0	05/21/22 13:19	
EPA 6010	Molybdenum	37.7	ug/L	10.0	05/21/22 13:19	
EPA 6010	Potassium	6300	ug/L	1000	05/21/22 13:19	
EPA 6010	Silica	15400	ug/L	450	05/21/22 13:19	N2
EPA 6010	Sodium	60300	ug/L	1000	05/21/22 13:19	

REPORT OF LABORATORY ANALYSIS

This report shall not be reproduced, except in full,
without the written consent of Pace Analytical Services, LLC.

Pace Analytical Services, LLC
7726 Moller Road
Indianapolis, IN 46268
(317)228-3100

SUMMARY OF DETECTION

Project: Harding St Profile 1 Report 1
Pace Project No.: 50316084

Lab Sample ID / Method	Client Sample ID / Parameters	Result	Units	Report Limit	Analyzed	Qualifiers
50316084002	**MW-1D**					
EPA 6010	Manganese, Dissolved	189	ug/L	10.0	05/21/22 02:04	
EPA 6010	Molybdenum, Dissolved	37.1	ug/L	10.0	05/21/22 02:04	
EPA 6020	Arsenic	4.5	ug/L	1.0	05/14/22 07:29	
EPA 903.1	Radium-226	0.408 ± 0.501 (0.818) C:NA T:100%	pCi/L		06/17/22 16:10	
EPA 904.0	Radium-228	0.603 ± 0.530 (1.07) C:59% T:83%	pCi/L		06/14/22 13:28	
Total Radium Calculation	Total Radium	1.01 ± 1.03 (1.89)	pCi/L		06/20/22 14:27	
SM 2320B	Alkalinity, Total as CaCO3	259	mg/L	2.0	05/17/22 15:54	
SM 2320B	Alkalinity,Bicarbonate (CaCO3)	259	mg/L	2.0	05/17/22 15:54	
SM 2540C	Total Dissolved Solids	470	mg/L	10.0	05/13/22 16:01	
SM 4500-H+B	pH at 25 Degrees C	7.5	Std. Units	0.10	05/16/22 11:22	H3
EPA 353.2	Nitrogen, Nitrate	0.12	mg/L	0.10	05/10/22 17:13	
EPA 365.1	Phosphate as P04	0.30	mg/L	0.15	05/14/22 13:53	
SM 5310C	Total Organic Carbon	2.1	mg/L	1.0	05/19/22 22:07	
SM 5310C	Dissolved Organic Carbon	2.3	mg/L	1.0	05/18/22 18:05	

This report shall not be reproduced, except in full,
without the written consent of Pace Analytical Services, LLC.

Pace Analytical Services, LLC
7726 Moller Road
Indianapolis, IN 46268
(317)228-3100

ANALYTICAL RESULTS

Project: Harding St Profile 1 Report 1
Pace Project No.: 50316084

Sample: MW-1S **Lab ID: 50316084001** Collected: 05/09/22 16:11 Received: 05/10/22 14:25 Matrix: Water

Parameters	Results	Units	Report Limit	DF	Prepared	Analyzed	CAS No.	Qual
9056 IC Anions	Analytical Method: EPA 9056							
	Pace Analytical Services - Indianapolis							
Chloride	**124**	mg/L	2.5	10		05/21/22 16:27	16887-00-6	
Fluoride	**0.41**	mg/L	0.10	1		05/21/22 16:08	16984-48-8	
Sulfate	**56.1**	mg/L	2.5	10		05/21/22 16:27	14808-79-8	
6010 MET ICP	Analytical Method: EPA 6010 Preparation Method: EPA 3010							
	Pace Analytical Services - Indianapolis							
Aluminum	ND	ug/L	200	1	05/18/22 09:15	05/21/22 13:17	7429-90-5	
Barium	**69.9**	ug/L	10.0	1	05/18/22 09:15	05/21/22 13:17	7440-39-3	
Boron	**375**	ug/L	100	1	05/18/22 09:15	05/21/22 13:17	7440-42-8	
Cadmium	ND	ug/L	2.0	1	05/18/22 09:15	05/21/22 13:17	7440-43-9	
Calcium	**92200**	ug/L	1000	1	05/18/22 09:15	05/21/22 13:17	7440-70-2	
Chromium	ND	ug/L	10.0	1	05/18/22 09:15	05/21/22 13:17	7440-47-3	
Iron	**3380**	ug/L	100	1	05/18/22 09:15	05/21/22 13:17	7439-89-6	
Lead	ND	ug/L	10.0	1	05/18/22 09:15	05/21/22 13:17	7439-92-1	
Lithium	ND	ug/L	20.0	1	05/18/22 09:15	05/21/22 13:17	7439-93-2	
Magnesium	**23600**	ug/L	1000	1	05/18/22 09:15	05/21/22 13:17	7439-95-4	
Manganese	**268**	ug/L	10.0	1	05/18/22 09:15	05/21/22 13:17	7439-96-5	
Molybdenum	**25.9**	ug/L	10.0	1	05/18/22 09:15	05/21/22 13:17	7439-98-7	
Potassium	**5790**	ug/L	1000	1	05/18/22 09:15	05/21/22 13:17	7440-09-7	
Silica	**12600**	ug/L	450	1	05/18/22 09:15	05/21/22 13:17	7631-86-9	N2
Sodium	**63700**	ug/L	1000	1	05/18/22 09:15	05/21/22 13:17	7440-23-5	
6010 MET ICP, Dissolved	Analytical Method: EPA 6010 Preparation Method: EPA 3010							
	Pace Analytical Services - Indianapolis							
Manganese, Dissolved	**250**	ug/L	10.0	1	05/20/22 06:45	05/21/22 02:02	7439-96-5	
Molybdenum, Dissolved	**25.2**	ug/L	10.0	1	05/20/22 06:45	05/21/22 02:02	7439-98-7	
6020 MET ICPMS	Analytical Method: EPA 6020 Preparation Method: EPA 200.2							
	Pace Analytical Services - Indianapolis							
Antimony	ND	ug/L	1.0	1	05/12/22 14:20	05/14/22 07:14	7440-36-0	
Arsenic	**9.6**	ug/L	1.0	1	05/12/22 14:20	05/14/22 07:14	7440-38-2	
Beryllium	ND	ug/L	0.20	1	05/12/22 14:20	05/14/22 07:14	7440-41-7	
Cobalt	ND	ug/L	1.0	1	05/12/22 14:20	05/14/22 07:14	7440-48-4	
Selenium	ND	ug/L	1.0	1	05/12/22 14:20	05/14/22 07:14	7782-49-2	
Thallium	ND	ug/L	1.0	1	05/12/22 14:20	05/14/22 07:14	7440-28-0	
7470 Mercury	Analytical Method: EPA 7470 Preparation Method: EPA 7470							
	Pace Analytical Services - Indianapolis							
Mercury	ND	ug/L	0.20	1	05/17/22 17:03	05/18/22 10:05	7439-97-6	
2320B Alkalinity	Analytical Method: SM 2320B							
	Pace Analytical Services - Indianapolis							
Alkalinity, Total as CaCO3	**260**	mg/L	2.0	1		05/17/22 15:54		
Alkalinity,Bicarbonate (CaCO3)	**260**	mg/L	2.0	1		05/17/22 15:54		
Alkalinity,Carbonate (CaCO3)	ND	mg/L	2.0	1		05/17/22 15:54		

REPORT OF LABORATORY ANALYSIS

This report shall not be reproduced, except in full,
without the written consent of Pace Analytical Services, LLC.

Pace Analytical Services, LLC
7726 Moller Road
Indianapolis, IN 46268
(317)228-3100

ANALYTICAL RESULTS

Project: Harding St Profile 1 Report 1
Pace Project No.: 50316084

Sample: MW-1S **Lab ID: 50316084001** Collected: 05/09/22 16:11 Received: 05/10/22 14:25 Matrix: Water

Parameters	Results	Units	Report Limit	DF	Prepared	Analyzed	CAS No.	Qual
2540C Total Dissolved Solids	Analytical Method: SM 2540C Pace Analytical Services - Indianapolis							
Total Dissolved Solids	**529**	mg/L	10.0	1		05/13/22 16:01		
4500H+ pH, Electrometric	Analytical Method: SM 4500-H+B Pace Analytical Services - Indianapolis							
pH at 25 Degrees C	**7.5**	Std. Units	0.10	1		05/16/22 11:21		H3
4500S2D Sulfide Water	Analytical Method: SM 4500-S2-D Pace Analytical Services - Indianapolis							
Sulfide	ND	mg/L	0.10	1		05/13/22 09:47	18496-25-8	P4
Iron, Ferrous	Analytical Method: HACH 8146 Pace Analytical Services - Indianapolis							
Iron, Ferrous	ND	mg/L	0.20	1		05/11/22 08:44	15438-31-0	H3,N2
353.2 Nitrogen, NO2/NO3 unpres	Analytical Method: EPA 353.2 Pace Analytical Services - Indianapolis							
Nitrogen, Nitrate	ND	mg/L	0.10	1		05/10/22 17:18	14797-55-8	
Nitrogen, Nitrite	ND	mg/L	0.10	1		05/10/22 17:18	14797-65-0	
365.1 Total Phosphorus	Analytical Method: EPA 365.1 Preparation Method: EPA 365.1 Pace Analytical Services - Indianapolis							
Phosphate as P04	**2.0**	mg/L	0.15	1	05/12/22 10:00	05/14/22 13:53		
5310C TOC	Analytical Method: SM 5310C Pace Analytical Services - Indianapolis							
Total Organic Carbon	**2.0**	mg/L	1.0	1		05/19/22 21:33	7440-44-0	
5310C Dissolved Organic Carbon	Analytical Method: SM 5310C Pace Analytical Services - Indianapolis							
Dissolved Organic Carbon	**2.3**	mg/L	1.0	1		05/18/22 17:54		

REPORT OF LABORATORY ANALYSIS

This report shall not be reproduced, except in full,
without the written consent of Pace Analytical Services, LLC.

Pace Analytical Services, LLC
7726 Moller Road
Indianapolis, IN 46268
(317)228-3100

ANALYTICAL RESULTS

Project: Harding St Profile 1 Report 1
Pace Project No.: 50316084

Sample: MW-1D **Lab ID: 50316084002** Collected: 05/09/22 15:04 Received: 05/10/22 14:25 Matrix: Water

Parameters	Results	Units	Report Limit	DF	Prepared	Analyzed	CAS No.	Qual
9056 IC Anions	Analytical Method: EPA 9056							
	Pace Analytical Services - Indianapolis							
Chloride	**93.7**	mg/L	2.5	10		05/21/22 17:59	16887-00-6	
Fluoride	**0.42**	mg/L	0.10	1		05/21/22 17:40	16984-48-8	
Sulfate	**48.2**	mg/L	2.5	10		05/21/22 17:59	14808-79-8	
6010 MET ICP	Analytical Method: EPA 6010 Preparation Method: EPA 3010							
	Pace Analytical Services - Indianapolis							
Aluminum	ND	ug/L	200	1	05/18/22 09:15	05/21/22 13:19	7429-90-5	
Barium	**78.0**	ug/L	10.0	1	05/18/22 09:15	05/21/22 13:19	7440-39-3	
Boron	**288**	ug/L	100	1	05/18/22 09:15	05/21/22 13:19	7440-42-8	
Cadmium	ND	ug/L	2.0	1	05/18/22 09:15	05/21/22 13:19	7440-43-9	
Calcium	**85300**	ug/L	1000	1	05/18/22 09:15	05/21/22 13:19	7440-70-2	
Chromium	ND	ug/L	10.0	1	05/18/22 09:15	05/21/22 13:19	7440-47-3	
Iron	**2270**	ug/L	100	1	05/18/22 09:15	05/21/22 13:19	7439-89-6	
Lead	ND	ug/L	10.0	1	05/18/22 09:15	05/21/22 13:19	7439-92-1	
Lithium	ND	ug/L	20.0	1	05/18/22 09:15	05/21/22 13:19	7439-93-2	
Magnesium	**19100**	ug/L	1000	1	05/18/22 09:15	05/21/22 13:19	7439-95-4	
Manganese	**197**	ug/L	10.0	1	05/18/22 09:15	05/21/22 13:19	7439-96-5	
Molybdenum	**37.7**	ug/L	10.0	1	05/18/22 09:15	05/21/22 13:19	7439-98-7	
Potassium	**6300**	ug/L	1000	1	05/18/22 09:15	05/21/22 13:19	7440-09-7	
Silica	**15400**	ug/L	450	1	05/18/22 09:15	05/21/22 13:19	7631-86-9	N2
Sodium	**60300**	ug/L	1000	1	05/18/22 09:15	05/21/22 13:19	7440-23-5	
6010 MET ICP, Dissolved	Analytical Method: EPA 6010 Preparation Method: EPA 3010							
	Pace Analytical Services - Indianapolis							
Manganese, Dissolved	**189**	ug/L	10.0	1	05/20/22 06:45	05/21/22 02:04	7439-96-5	
Molybdenum, Dissolved	**37.1**	ug/L	10.0	1	05/20/22 06:45	05/21/22 02:04	7439-98-7	
6020 MET ICPMS	Analytical Method: EPA 6020 Preparation Method: EPA 200.2							
	Pace Analytical Services - Indianapolis							
Antimony	ND	ug/L	1.0	1	05/12/22 14:20	05/14/22 07:29	7440-36-0	
Arsenic	**4.5**	ug/L	1.0	1	05/12/22 14:20	05/14/22 07:29	7440-38-2	
Beryllium	ND	ug/L	0.20	1	05/12/22 14:20	05/14/22 07:29	7440-41-7	
Cobalt	ND	ug/L	1.0	1	05/12/22 14:20	05/14/22 07:29	7440-48-4	
Selenium	ND	ug/L	1.0	1	05/12/22 14:20	05/14/22 07:29	7782-49-2	
Thallium	ND	ug/L	1.0	1	05/12/22 14:20	05/14/22 07:29	7440-28-0	
7470 Mercury	Analytical Method: EPA 7470 Preparation Method: EPA 7470							
	Pace Analytical Services - Indianapolis							
Mercury	ND	ug/L	0.20	1	05/17/22 17:03	05/18/22 10:07	7439-97-6	
2320B Alkalinity	Analytical Method: SM 2320B							
	Pace Analytical Services - Indianapolis							
Alkalinity, Total as CaCO3	**259**	mg/L	2.0	1		05/17/22 15:54		
Alkalinity,Bicarbonate (CaCO3)	**259**	mg/L	2.0	1		05/17/22 15:54		
Alkalinity,Carbonate (CaCO3)	ND	mg/L	2.0	1		05/17/22 15:54		

REPORT OF LABORATORY ANALYSIS

This report shall not be reproduced, except in full,
without the written consent of Pace Analytical Services, LLC.

Pace Analytical Services, LLC
7726 Moller Road
Indianapolis, IN 46268
(317)228-3100

ANALYTICAL RESULTS

Project: Harding St Profile 1 Report 1
Pace Project No.: 50316084

Sample: MW-1D **Lab ID: 50316084002** Collected: 05/09/22 15:04 Received: 05/10/22 14:25 Matrix: Water

Parameters	Results	Units	Report Limit	DF	Prepared	Analyzed	CAS No.	Qual
2540C Total Dissolved Solids	Analytical Method: SM 2540C Pace Analytical Services - Indianapolis							
Total Dissolved Solids	**470**	mg/L	10.0	1		05/13/22 16:01		
4500H+ pH, Electrometric	Analytical Method: SM 4500-H+B Pace Analytical Services - Indianapolis							
pH at 25 Degrees C	**7.5**	Std. Units	0.10	1		05/16/22 11:22		H3
4500S2D Sulfide Water	Analytical Method: SM 4500-S2-D Pace Analytical Services - Indianapolis							
Sulfide	ND	mg/L	0.10	1		05/13/22 09:47	18496-25-8	
Iron, Ferrous	Analytical Method: HACH 8146 Pace Analytical Services - Indianapolis							
Iron, Ferrous	ND	mg/L	0.20	1		05/11/22 08:44	15438-31-0	H3,N2
353.2 Nitrogen, NO2/NO3 unpres	Analytical Method: EPA 353.2 Pace Analytical Services - Indianapolis							
Nitrogen, Nitrate	**0.12**	mg/L	0.10	1		05/10/22 17:13	14797-55-8	
Nitrogen, Nitrite	ND	mg/L	0.10	1		05/10/22 17:13	14797-65-0	
365.1 Total Phosphorus	Analytical Method: EPA 365.1 Preparation Method: EPA 365.1 Pace Analytical Services - Indianapolis							
Phosphate as P04	**0.30**	mg/L	0.15	1	05/12/22 10:00	05/14/22 13:53		
5310C TOC	Analytical Method: SM 5310C Pace Analytical Services - Indianapolis							
Total Organic Carbon	**2.1**	mg/L	1.0	1		05/19/22 22:07	7440-44-0	
5310C Dissolved Organic Carbon	Analytical Method: SM 5310C Pace Analytical Services - Indianapolis							
Dissolved Organic Carbon	**2.3**	mg/L	1.0	1		05/18/22 18:05		

REPORT OF LABORATORY ANALYSIS

This report shall not be reproduced, except in full,
without the written consent of Pace Analytical Services, LLC.

Pace Analytical Services, LLC
7726 Moller Road
Indianapolis, IN 46268
(317)228-3100

QUALITY CONTROL DATA

Project: Harding St Profile 1 Report 1
Pace Project No.: 50316084

QC Batch: 677226
QC Batch Method: EPA 9056
Analysis Method: EPA 9056
Analysis Description: 9056 IC Anions
Laboratory: Pace Analytical Services - Indianapolis
Associated Lab Samples: 50316084001, 50316084002

METHOD BLANK: 3118110 Matrix: Water
Associated Lab Samples: 50316084001, 50316084002

Parameter	Units	Blank Result	Reporting Limit	Analyzed	Qualifiers
Chloride	mg/L	ND	0.25	05/21/22 10:18	
Fluoride	mg/L	ND	0.10	05/21/22 10:18	
Sulfate	mg/L	ND	0.25	05/21/22 10:18	

LABORATORY CONTROL SAMPLE: 3118111

Parameter	Units	Spike Conc.	LCS Result	LCS % Rec	% Rec Limits	Qualifiers
Chloride	mg/L	1.2	1.2	93	80-120	
Fluoride	mg/L	0.5	0.53	107	80-120	
Sulfate	mg/L	2.5	2.4	97	80-120	

MATRIX SPIKE & MATRIX SPIKE DUPLICATE: 3118112 3118113

Parameter	Units	50316088002 Result	MS Spike Conc.	MSD Spike Conc.	MS Result	MSD Result	MS % Rec	MSD % Rec	% Rec Limits	RPD	Max RPD	Qual
Chloride	mg/L	46.8	12.5	12.5	58.2	59.4	91	101	80-120	2	15	
Fluoride	mg/L	0.17	0.5	0.5	0.73	0.73	113	113	80-120	0	15	
Sulfate	mg/L	29.1	25	25	52.5	52.7	94	94	80-120	0	15	

Results presented on this page are in the units indicated by the "Units" column except where an alternate unit is presented to the right of the result.

REPORT OF LABORATORY ANALYSIS

This report shall not be reproduced, except in full,
without the written consent of Pace Analytical Services, LLC.

Pace Analytical Services, LLC
7726 Moller Road
Indianapolis, IN 46268
(317)228-3100

QUALITY CONTROL DATA

Project: Harding St Profile 1 Report 1
Pace Project No.: 50316084

QC Batch: 676495
QC Batch Method: EPA 7470
Analysis Method: EPA 7470
Analysis Description: 7470 Mercury
Laboratory: Pace Analytical Services - Indianapolis
Associated Lab Samples: 50316084001, 50316084002

METHOD BLANK: 3114850 Matrix: Water
Associated Lab Samples: 50316084001, 50316084002

Parameter	Units	Blank Result	Reporting Limit	Analyzed	Qualifiers
Mercury	ug/L	ND	0.20	05/18/22 09:23	

LABORATORY CONTROL SAMPLE: 3114851

Parameter	Units	Spike Conc.	LCS Result	LCS % Rec	% Rec Limits	Qualifiers
Mercury	ug/L	5	5.1	102	80-120	

MATRIX SPIKE & MATRIX SPIKE DUPLICATE: 3114852 3114853

Parameter	Units	50315569006 Result	MS Spike Conc.	MSD Spike Conc.	MS Result	MSD Result	MS % Rec	MSD % Rec	% Rec Limits	RPD	Max RPD	Qual
Mercury	ug/L	ND	5	5	5.0	5.0	101	99	75-125	2	20	

Results presented on this page are in the units indicated by the "Units" column except where an alternate unit is presented to the right of the result.

REPORT OF LABORATORY ANALYSIS

This report shall not be reproduced, except in full,
without the written consent of Pace Analytical Services, LLC.

Pace Analytical Services, LLC
7726 Moller Road
Indianapolis, IN 46268
(317)228-3100

QUALITY CONTROL DATA

Project: Harding St Profile 1 Report 1
Pace Project No.: 50316084

QC Batch: 676717
QC Batch Method: EPA 3010
Analysis Method: EPA 6010
Analysis Description: 6010 MET
Laboratory: Pace Analytical Services - Indianapolis
Associated Lab Samples: 50316084001, 50316084002

METHOD BLANK: 3115599 Matrix: Water
Associated Lab Samples: 50316084001, 50316084002

Parameter	Units	Blank Result	Reporting Limit	Analyzed	Qualifiers
Aluminum	ug/L	ND	200	05/21/22 12:45	
Barium	ug/L	ND	10.0	05/21/22 12:45	
Boron	ug/L	ND	100	05/21/22 12:45	
Cadmium	ug/L	ND	2.0	05/21/22 12:45	
Calcium	ug/L	ND	1000	05/21/22 12:45	
Chromium	ug/L	ND	10.0	05/21/22 12:45	
Iron	ug/L	ND	100	05/21/22 12:45	
Lead	ug/L	ND	10.0	05/21/22 12:45	
Lithium	ug/L	ND	20.0	05/21/22 12:45	
Magnesium	ug/L	ND	1000	05/21/22 12:45	
Manganese	ug/L	ND	10.0	05/21/22 12:45	
Molybdenum	ug/L	ND	10.0	05/21/22 12:45	
Potassium	ug/L	ND	1000	05/21/22 12:45	
Silica	ug/L	ND	450	05/21/22 12:45	N2
Sodium	ug/L	ND	1000	05/21/22 12:45	

LABORATORY CONTROL SAMPLE: 3115600

Parameter	Units	Spike Conc.	LCS Result	LCS % Rec	% Rec Limits	Qualifiers
Aluminum	ug/L	10000	10000	100	80-120	
Barium	ug/L	1000	1030	103	80-120	
Boron	ug/L	1000	1000	100	80-120	
Cadmium	ug/L	1000	975	98	80-120	
Calcium	ug/L	10000	10200	102	80-120	
Chromium	ug/L	1000	994	99	80-120	
Iron	ug/L	10000	10200	102	80-120	
Lead	ug/L	1000	953	95	80-120	
Lithium	ug/L	1000	999	100	80-120	
Magnesium	ug/L	10000	9700	97	80-120	
Manganese	ug/L	1000	967	97	80-120	
Molybdenum	ug/L	1000	1020	102	80-120	
Potassium	ug/L	10000	9770	98	80-120	
Silica	ug/L	10700	10100	95	80-120	N2
Sodium	ug/L	10000	9730	97	80-120	

Results presented on this page are in the units indicated by the "Units" column except where an alternate unit is presented to the right of the result.

REPORT OF LABORATORY ANALYSIS

This report shall not be reproduced, except in full,
without the written consent of Pace Analytical Services, LLC.

Pace Analytical Services, LLC
7726 Moller Road
Indianapolis, IN 46268
(317)228-3100

QUALITY CONTROL DATA

Project: Harding St Profile 1 Report 1
Pace Project No.: 50316084

MATRIX SPIKE & MATRIX SPIKE DUPLICATE: 3115601 3115602

Parameter	Units	50316088002 Result	MS Spike Conc.	MSD Spike Conc.	MS Result	MSD Result	MS % Rec	MSD % Rec	% Rec Limits	RPD	Max RPD	Qual
Aluminum	ug/L	ND	10000	10000	9840	9990	98	99	75-125	2	20	
Barium	ug/L	55.8	1000	1000	1060	1080	100	102	75-125	1	20	
Boron	ug/L	352	1000	1000	1350	1380	100	102	75-125	2	20	
Cadmium	ug/L	ND	1000	1000	969	982	97	98	75-125	1	20	
Calcium	ug/L	82900	10000	10000	93100	93400	102	105	75-125	0	20	
Chromium	ug/L	ND	1000	1000	961	972	96	97	75-125	1	20	
Iron	ug/L	ND	10000	10000	9840	10000	97	99	75-125	2	20	
Lead	ug/L	ND	1000	1000	910	917	91	92	75-125	1	20	
Lithium	ug/L	ND	1000	1000	1030	1040	102	103	75-125	1	20	
Magnesium	ug/L	20700	10000	10000	30100	30600	94	99	75-125	2	20	
Manganese	ug/L	ND	1000	1000	930	944	92	94	75-125	1	20	
Molybdenum	ug/L	ND	1000	1000	1010	1010	100	101	75-125	1	20	
Potassium	ug/L	2030	10000	10000	11800	12100	97	101	75-125	3	20	
Silica	ug/L	10100	10700	10700	20500	20700	97	99	75-125	1	20	N2
Sodium	ug/L	30100	10000	10000	39900	40600	98	105	75-125	2	20	

Results presented on this page are in the units indicated by the "Units" column except where an alternate unit is presented to the right of the result.

REPORT OF LABORATORY ANALYSIS

This report shall not be reproduced, except in full,
without the written consent of Pace Analytical Services, LLC.

Pace Analytical Services, LLC
7726 Moller Road
Indianapolis, IN 46268
(317)228-3100

QUALITY CONTROL DATA

Project: Harding St Profile 1 Report 1
Pace Project No.: 50316084

QC Batch: 677124
QC Batch Method: EPA 3010
Analysis Method: EPA 6010
Analysis Description: 6010 MET Dissolved
Laboratory: Pace Analytical Services - Indianapolis
Associated Lab Samples: 50316084001, 50316084002

METHOD BLANK: 3117566 Matrix: Water
Associated Lab Samples: 50316084001, 50316084002

Parameter	Units	Blank Result	Reporting Limit	Analyzed	Qualifiers
Manganese, Dissolved	ug/L	ND	10.0	05/21/22 01:56	
Molybdenum, Dissolved	ug/L	ND	10.0	05/21/22 01:56	

LABORATORY CONTROL SAMPLE: 3117567

Parameter	Units	Spike Conc.	LCS Result	LCS % Rec	% Rec Limits	Qualifiers
Manganese, Dissolved	ug/L	1000	951	95	80-120	
Molybdenum, Dissolved	ug/L	1000	1030	103	80-120	

MATRIX SPIKE & MATRIX SPIKE DUPLICATE: 3117568 3117569

Parameter	Units	50316088002 Result	MS Spike Conc.	MSD Spike Conc.	MS Result	MSD Result	MS % Rec	MSD % Rec	% Rec Limits	RPD	Max RPD	Qual
Manganese, Dissolved	ug/L	ND	1000	1000	944	934	94	93	75-125	1	20	
Molybdenum, Dissolved	ug/L	ND	1000	1000	1020	1010	102	101	75-125	1	20	

Results presented on this page are in the units indicated by the "Units" column except where an alternate unit is presented to the right of the result.

REPORT OF LABORATORY ANALYSIS

This report shall not be reproduced, except in full,
without the written consent of Pace Analytical Services, LLC.

Pace Analytical Services, LLC
7726 Moller Road
Indianapolis, IN 46268
(317)228-3100

QUALITY CONTROL DATA

Project: Harding St Profile 1 Report 1
Pace Project No.: 50316084

QC Batch: 675800
QC Batch Method: EPA 200.2
Analysis Method: EPA 6020
Analysis Description: 6020 MET
Laboratory: Pace Analytical Services - Indianapolis
Associated Lab Samples: 50316084001, 50316084002

METHOD BLANK: 3111670 Matrix: Water
Associated Lab Samples: 50316084001, 50316084002

Parameter	Units	Blank Result	Reporting Limit	Analyzed	Qualifiers
Antimony	ug/L	ND	1.0	05/14/22 05:38	
Arsenic	ug/L	ND	1.0	05/14/22 05:38	
Beryllium	ug/L	ND	0.20	05/14/22 05:38	
Cobalt	ug/L	ND	1.0	05/14/22 05:38	
Selenium	ug/L	ND	1.0	05/14/22 05:38	
Thallium	ug/L	ND	1.0	05/14/22 05:38	

LABORATORY CONTROL SAMPLE: 3111671

Parameter	Units	Spike Conc.	LCS Result	LCS % Rec	% Rec Limits	Qualifiers
Antimony	ug/L	40	41.2	103	80-120	
Arsenic	ug/L	40	36.8	92	80-120	
Beryllium	ug/L	40	39.3	98	80-120	
Cobalt	ug/L	40	40.4	101	80-120	
Selenium	ug/L	40	38.0	95	80-120	
Thallium	ug/L	40	40.5	101	80-120	

MATRIX SPIKE & MATRIX SPIKE DUPLICATE: 3111672 3111673

Parameter	Units	50315836008 Result	MS Spike Conc.	MSD Spike Conc.	MS Result	MSD Result	MS % Rec	MSD % Rec	% Rec Limits	RPD	Max RPD	Qual
Antimony	ug/L	ND	40	40	43.7	41.3	109	103	75-125	6	20	
Arsenic	ug/L	ND	40	40	37.2	38.9	93	97	75-125	4	20	
Beryllium	ug/L	ND	40	40	41.4	39.8	103	99	75-125	4	20	
Cobalt	ug/L	ND	40	40	39.9	38.1	98	94	75-125	5	20	
Selenium	ug/L	1.9	40	40	39.0	41.2	93	98	75-125	5	20	
Thallium	ug/L	ND	40	40	43.0	40.7	107	102	75-125	6	20	

MATRIX SPIKE & MATRIX SPIKE DUPLICATE: 3111684 3111685

Parameter	Units	50315953004 Result	MS Spike Conc.	MSD Spike Conc.	MS Result	MSD Result	MS % Rec	MSD % Rec	% Rec Limits	RPD	Max RPD	Qual
Antimony	ug/L	0.090J	40	40	43.4	42.2	108	105	75-125	3	20	
Arsenic	ug/L	0.27J	40	40	38.6	38.1	96	95	75-125	1	20	
Beryllium	ug/L	ND	40	40	41.0	40.0	102	100	75-125	2	20	
Cobalt	ug/L	0.13J	40	40	38.5	37.2	96	93	75-125	3	20	

Results presented on this page are in the units indicated by the "Units" column except where an alternate unit is presented to the right of the result.

REPORT OF LABORATORY ANALYSIS

This report shall not be reproduced, except in full,
without the written consent of Pace Analytical Services, LLC.

Pace Analytical Services, LLC
7726 Moller Road
Indianapolis, IN 46268
(317)228-3100

QUALITY CONTROL DATA

Project: Harding St Profile 1 Report 1
Pace Project No.: 50316084

MATRIX SPIKE & MATRIX SPIKE DUPLICATE: 3111684 3111685

Parameter	Units	50315953004 Result	MS Spike Conc.	MSD Spike Conc.	MS Result	MSD Result	MS % Rec	MSD % Rec	% Rec Limits	RPD	Max RPD	Qual
Selenium	ug/L	0.39J	40	40	39.6	39.5	98	98	75-125	0	20	
Thallium	ug/L	ND	40	40	43.0	41.6	107	104	75-125	3	20	

Results presented on this page are in the units indicated by the "Units" column except where an alternate unit is presented to the right of the result.

REPORT OF LABORATORY ANALYSIS

This report shall not be reproduced, except in full,
without the written consent of Pace Analytical Services, LLC.

Pace Analytical Services, LLC
7726 Moller Road
Indianapolis, IN 46268
(317)228-3100

QUALITY CONTROL DATA

Project: Harding St Profile 1 Report 1
Pace Project No.: 50316084

QC Batch: 676606
QC Batch Method: SM 2320B
Analysis Method: SM 2320B
Analysis Description: 2320B Alkalinity
Laboratory: Pace Analytical Services - Indianapolis
Associated Lab Samples: 50316084001, 50316084002

METHOD BLANK: 3115198 Matrix: Water
Associated Lab Samples: 50316084001, 50316084002

Parameter	Units	Blank Result	Reporting Limit	Analyzed	Qualifiers
Alkalinity, Total as CaCO3	mg/L	2.6	2.0	05/17/22 15:54	B
Alkalinity,Bicarbonate (CaCO3)	mg/L	2.6	2.0	05/17/22 15:54	B
Alkalinity,Carbonate (CaCO3)	mg/L	ND	2.0	05/17/22 15:54	

LABORATORY CONTROL SAMPLE: 3115199

Parameter	Units	Spike Conc.	LCS Result	LCS % Rec	% Rec Limits	Qualifiers
Alkalinity, Total as CaCO3	mg/L	50	49.9	100	90-110	

SAMPLE DUPLICATE: 3115200

Parameter	Units	50315748001 Result	Dup Result	RPD	Max RPD	Qualifiers
Alkalinity, Total as CaCO3	mg/L	282	281	0	20	
Alkalinity,Bicarbonate (CaCO3)	mg/L	282	281	0	20	
Alkalinity,Carbonate (CaCO3)	mg/L	<2.0	ND		20	

SAMPLE DUPLICATE: 3115201

Parameter	Units	50316088002 Result	Dup Result	RPD	Max RPD	Qualifiers
Alkalinity, Total as CaCO3	mg/L	265	265	0	20	
Alkalinity,Bicarbonate (CaCO3)	mg/L	265	265	0	20	
Alkalinity,Carbonate (CaCO3)	mg/L	ND	ND		20	

Results presented on this page are in the units indicated by the "Units" column except where an alternate unit is presented to the right of the result.

REPORT OF LABORATORY ANALYSIS

This report shall not be reproduced, except in full,
without the written consent of Pace Analytical Services, LLC.

Pace Analytical Services, LLC
7726 Moller Road
Indianapolis, IN 46268
(317)228-3100

QUALITY CONTROL DATA

Project: Harding St Profile 1 Report 1
Pace Project No.: 50316084

QC Batch: 676066
QC Batch Method: SM 2540C
Analysis Method: SM 2540C
Analysis Description: 2540C Total Dissolved Solids
Laboratory: Pace Analytical Services - Indianapolis
Associated Lab Samples: 50316084001, 50316084002

METHOD BLANK: 3112913 Matrix: Water
Associated Lab Samples: 50316084001, 50316084002

Parameter	Units	Blank Result	Reporting Limit	Analyzed	Qualifiers
Total Dissolved Solids	mg/L	ND	10.0	05/13/22 16:00	

LABORATORY CONTROL SAMPLE: 3112914

Parameter	Units	Spike Conc.	LCS Result	LCS % Rec	% Rec Limits	Qualifiers
Total Dissolved Solids	mg/L	300	284	95	80-120	

SAMPLE DUPLICATE: 3112915

Parameter	Units	50316042001 Result	Dup Result	RPD	Max RPD	Qualifiers
Total Dissolved Solids	mg/L	1290	1260	2	10	

SAMPLE DUPLICATE: 3112916

Parameter	Units	50316171013 Result	Dup Result	RPD	Max RPD	Qualifiers
Total Dissolved Solids	mg/L	366	376	3	10	

Results presented on this page are in the units indicated by the "Units" column except where an alternate unit is presented to the right of the result.

REPORT OF LABORATORY ANALYSIS

This report shall not be reproduced, except in full,
without the written consent of Pace Analytical Services, LLC.

Pace Analytical Services, LLC
7726 Moller Road
Indianapolis, IN 46268
(317)228-3100

QUALITY CONTROL DATA

Project: Harding St Profile 1 Report 1
Pace Project No.: 50316084

QC Batch: 676415
QC Batch Method: SM 4500-H+B
Analysis Method: SM 4500-H+B
Analysis Description: 4500H+B pH
Laboratory: Pace Analytical Services - Indianapolis
Associated Lab Samples: 50316084001, 50316084002

SAMPLE DUPLICATE: 3114620

Parameter	Units	50316088002 Result	Dup Result	RPD	Max RPD	Qualifiers
pH at 25 Degrees C	Std. Units	7.5	7.5	0	2	H3

SAMPLE DUPLICATE: 3114621

Parameter	Units	50315315003 Result	Dup Result	RPD	Max RPD	Qualifiers
pH at 25 Degrees C	Std. Units	7.4	7.4	0	2	H3

Results presented on this page are in the units indicated by the "Units" column except where an alternate unit is presented to the right of the result.

REPORT OF LABORATORY ANALYSIS

This report shall not be reproduced, except in full,
without the written consent of Pace Analytical Services, LLC.

Pace Analytical Services, LLC
7726 Moller Road
Indianapolis, IN 46268
(317)228-3100

QUALITY CONTROL DATA

Project: Harding St Profile 1 Report 1
Pace Project No.: 50316084

QC Batch: 676049
QC Batch Method: SM 4500-S2-D
Analysis Method: SM 4500-S2-D
Analysis Description: 4500S2D Sulfide Water
Laboratory: Pace Analytical Services - Indianapolis
Associated Lab Samples: 50316084001, 50316084002

METHOD BLANK: 3112813 Matrix: Water
Associated Lab Samples: 50316084001, 50316084002

Parameter	Units	Blank Result	Reporting Limit	Analyzed	Qualifiers
Sulfide	mg/L	ND	0.10	05/13/22 09:47	

LABORATORY CONTROL SAMPLE: 3112814

Parameter	Units	Spike Conc.	LCS Result	LCS % Rec	% Rec Limits	Qualifiers
Sulfide	mg/L	0.5	0.53	106	90-110	

MATRIX SPIKE & MATRIX SPIKE DUPLICATE: 3112815 3112816

Parameter	Units	50315984002 Result	MS Spike Conc.	MSD Spike Conc.	MS Result	MSD Result	MS % Rec	MSD % Rec	% Rec Limits	RPD	Max RPD	Qual
Sulfide	mg/L	ND	0.5	0.5	0.52	0.50	103	100	90-110	3	20	

MATRIX SPIKE SAMPLE: 3112817

Parameter	Units	50316029001 Result	Spike Conc.	MS Result	MS % Rec	% Rec Limits	Qualifiers
Sulfide	mg/L	ND	0.5	0.48	96	90-110	

Results presented on this page are in the units indicated by the "Units" column except where an alternate unit is presented to the right of the result.

REPORT OF LABORATORY ANALYSIS

This report shall not be reproduced, except in full,
without the written consent of Pace Analytical Services, LLC.

Pace Analytical Services, LLC
7726 Moller Road
Indianapolis, IN 46268
(317)228-3100

QUALITY CONTROL DATA

Project: Harding St Profile 1 Report 1
Pace Project No.: 50316084

QC Batch: 675534
QC Batch Method: HACH 8146
Analysis Method: HACH 8146
Analysis Description: Iron, Ferrous
Laboratory: Pace Analytical Services - Indianapolis
Associated Lab Samples: 50316084001, 50316084002

METHOD BLANK: 3110433 Matrix: Water
Associated Lab Samples: 50316084001, 50316084002

Parameter	Units	Blank Result	Reporting Limit	Analyzed	Qualifiers
Iron, Ferrous	mg/L	ND	0.20	05/11/22 08:43	H3,N2

LABORATORY CONTROL SAMPLE: 3110434

Parameter	Units	Spike Conc.	LCS Result	LCS % Rec	% Rec Limits	Qualifiers
Iron, Ferrous	mg/L	1	1.0	104	90-110	H3,N2

MATRIX SPIKE & MATRIX SPIKE DUPLICATE: 3110435 3110436

Parameter	Units	50316088002 Result	MS Spike Conc.	MSD Spike Conc.	MS Result	MSD Result	MS % Rec	MSD % Rec	% Rec Limits	RPD	Max RPD	Qual
Iron, Ferrous	mg/L	ND	1	1	1.0	1.0	100	103	90-110	3	20	H3,N2

MATRIX SPIKE & MATRIX SPIKE DUPLICATE: 3110437 3110438

Parameter	Units	50316118001 Result	MS Spike Conc.	MSD Spike Conc.	MS Result	MSD Result	MS % Rec	MSD % Rec	% Rec Limits	RPD	Max RPD	Qual
Iron, Ferrous	mg/L	ND	1	1	0.96	1.0	96	100	90-110	4	20	H3,N2

Results presented on this page are in the units indicated by the "Units" column except where an alternate unit is presented to the right of the result.

REPORT OF LABORATORY ANALYSIS

This report shall not be reproduced, except in full,
without the written consent of Pace Analytical Services, LLC.

Pace Analytical Services, LLC
7726 Moller Road
Indianapolis, IN 46268
(317)228-3100

QUALITY CONTROL DATA

Project: Harding St Profile 1 Report 1
Pace Project No.: 50316084

QC Batch: 675488
QC Batch Method: EPA 353.2
Analysis Method: EPA 353.2
Analysis Description: 353.2 Nitrate + Nitrite, Unpres.
Laboratory: Pace Analytical Services - Indianapolis
Associated Lab Samples: 50316084001, 50316084002

METHOD BLANK: 3110210 Matrix: Water
Associated Lab Samples: 50316084001, 50316084002

Parameter	Units	Blank Result	Reporting Limit	Analyzed	Qualifiers
Nitrogen, Nitrate	mg/L	ND	0.10	05/10/22 17:01	
Nitrogen, Nitrite	mg/L	ND	0.10	05/10/22 17:01	

LABORATORY CONTROL SAMPLE: 3110211

Parameter	Units	Spike Conc.	LCS Result	LCS % Rec	% Rec Limits	Qualifiers
Nitrogen, Nitrate	mg/L	1	0.98	98	90-110	
Nitrogen, Nitrite	mg/L	1	0.96	96	90-110	

MATRIX SPIKE & MATRIX SPIKE DUPLICATE: 3110212 3110213

Parameter	Units	50316088002 Result	MS Spike Conc.	MSD Spike Conc.	MS Result	MSD Result	MS % Rec	MSD % Rec	% Rec Limits	RPD	Max RPD	Qual
Nitrogen, Nitrate	mg/L	1.8	1	1	2.9	2.8	101	99	90-110	1	20	
Nitrogen, Nitrite	mg/L	ND	1	1	0.96	0.96	95	95	90-110	0	20	

MATRIX SPIKE SAMPLE: 3110214

Parameter	Units	50316081001 Result	Spike Conc.	MS Result	MS % Rec	% Rec Limits	Qualifiers
Nitrogen, Nitrate	mg/L	ND	1	0.98	98	90-110	
Nitrogen, Nitrite	mg/L	ND	1	0.96	96	90-110	

Results presented on this page are in the units indicated by the "Units" column except where an alternate unit is presented to the right of the result.

REPORT OF LABORATORY ANALYSIS

This report shall not be reproduced, except in full,
without the written consent of Pace Analytical Services, LLC.

Pace Analytical Services, LLC
7726 Moller Road
Indianapolis, IN 46268
(317)228-3100

QUALITY CONTROL DATA

Project: Harding St Profile 1 Report 1
Pace Project No.: 50316084

QC Batch: 675801
QC Batch Method: EPA 365.1
Analysis Method: EPA 365.1
Analysis Description: 365.1 Total Phosphorus
Laboratory: Pace Analytical Services - Indianapolis
Associated Lab Samples: 50316084001, 50316084002

METHOD BLANK: 3111676 Matrix: Water
Associated Lab Samples: 50316084001, 50316084002

Parameter	Units	Blank Result	Reporting Limit	Analyzed	Qualifiers
Phosphate as P04	mg/L	ND	0.15	05/14/22 13:46	

LABORATORY CONTROL SAMPLE: 3111677

Parameter	Units	Spike Conc.	LCS Result	LCS % Rec	% Rec Limits	Qualifiers
Phosphate as P04	mg/L		1.5			

MATRIX SPIKE SAMPLE: 3111678

Parameter	Units	50316176001 Result	Spike Conc.	MS Result	MS % Rec	% Rec Limits	Qualifiers
Phosphate as P04	mg/L	ND		1.5			

MATRIX SPIKE & MATRIX SPIKE DUPLICATE: 3111679 3111680

Parameter	Units	50316088002 Result	MS Spike Conc.	MSD Spike Conc.	MS Result	MSD Result	MS % Rec	MSD % Rec	% Rec Limits	RPD	Max RPD	Qual
Phosphate as P04	mg/L	ND			1.5	1.4				5		

Results presented on this page are in the units indicated by the "Units" column except where an alternate unit is presented to the right of the result.

REPORT OF LABORATORY ANALYSIS

This report shall not be reproduced, except in full,
without the written consent of Pace Analytical Services, LLC.

Pace Analytical Services, LLC
7726 Moller Road
Indianapolis, IN 46268
(317)228-3100

QUALITY CONTROL DATA

Project: Harding St Profile 1 Report 1
Pace Project No.: 50316084

QC Batch: 677201
QC Batch Method: SM 5310C
Analysis Method: SM 5310C
Analysis Description: 5310C Total Organic Carbon
Laboratory: Pace Analytical Services - Indianapolis
Associated Lab Samples: 50316084001, 50316084002

METHOD BLANK: 3117995 Matrix: Water
Associated Lab Samples: 50316084001, 50316084002

Parameter	Units	Blank Result	Reporting Limit	Analyzed	Qualifiers
Total Organic Carbon	mg/L	ND	1.0	05/19/22 19:49	

LABORATORY CONTROL SAMPLE: 3117996

Parameter	Units	Spike Conc.	LCS Result	LCS % Rec	% Rec Limits	Qualifiers
Total Organic Carbon	mg/L	10	10.1	101	90-110	

MATRIX SPIKE & MATRIX SPIKE DUPLICATE: 3117997 3117998

Parameter	Units	50316088002 Result	MS Spike Conc.	MSD Spike Conc.	MS Result	MSD Result	MS % Rec	MSD % Rec	% Rec Limits	RPD	Max RPD	Qual
Total Organic Carbon	mg/L	ND	10	10	11.0	11.0	105	105	80-120	0	20	

MATRIX SPIKE SAMPLE: 3117999

Parameter	Units	50316097003 Result	Spike Conc.	MS Result	MS % Rec	% Rec Limits	Qualifiers
Total Organic Carbon	mg/L	2.2	10	12.6	103	80-120	

Results presented on this page are in the units indicated by the "Units" column except where an alternate unit is presented to the right of the result.

REPORT OF LABORATORY ANALYSIS

This report shall not be reproduced, except in full,
without the written consent of Pace Analytical Services, LLC.

Pace Analytical Services, LLC
7726 Moller Road
Indianapolis, IN 46268
(317)228-3100

QUALITY CONTROL DATA

Project: Harding St Profile 1 Report 1
Pace Project No.: 50316084

QC Batch: 676937
QC Batch Method: SM 5310C
Analysis Method: SM 5310C
Analysis Description: 5310C Dissolved Organic Carbon
Laboratory: Pace Analytical Services - Indianapolis
Associated Lab Samples: 50316084001, 50316084002

METHOD BLANK: 3116644 Matrix: Water
Associated Lab Samples: 50316084001, 50316084002

Parameter	Units	Blank Result	Reporting Limit	Analyzed	Qualifiers
Dissolved Organic Carbon	mg/L	ND	1.0	05/18/22 16:40	

LABORATORY CONTROL SAMPLE: 3116645

Parameter	Units	Spike Conc.	LCS Result	LCS % Rec	% Rec Limits	Qualifiers
Dissolved Organic Carbon	mg/L	10	10.4	104	90-110	

MATRIX SPIKE & MATRIX SPIKE DUPLICATE: 3116646 3116647

Parameter	Units	50316088002 Result	MS Spike Conc.	MSD Spike Conc.	MS Result	MSD Result	MS % Rec	MSD % Rec	% Rec Limits	RPD	Max RPD	Qual
Dissolved Organic Carbon	mg/L	ND	10	10	11.3	10.6	109	101	80-120	7	20	

MATRIX SPIKE SAMPLE: 3116648

Parameter	Units	50316115002 Result	Spike Conc.	MS Result	MS % Rec	% Rec Limits	Qualifiers
Dissolved Organic Carbon	mg/L	2.5	10	12.9	103	80-120	

Results presented on this page are in the units indicated by the "Units" column except where an alternate unit is presented to the right of the result.

REPORT OF LABORATORY ANALYSIS

This report shall not be reproduced, except in full,
without the written consent of Pace Analytical Services, LLC.

Pace Analytical Services, LLC
7726 Moller Road
Indianapolis, IN 46268
(317)228-3100

ANALYTICAL RESULTS - RADIOCHEMISTRY

Project: Harding St Profile 1 Report 1
Pace Project No.: 50316084

Sample: MW-1S **Lab ID: 50316084001** Collected: 05/09/22 16:11 Received: 05/10/22 14:25 Matrix: Water
PWS: Site ID: Sample Type:

Parameters	Method	Act ± Unc (MDC) Carr Trac	Units	Analyzed	CAS No.	Qual
	Pace Analytical Services - Greensburg					
Radium-226	EPA 903.1	**0.559 ± 0.685 (1.13) C:NA T:95%**	pCi/L	06/17/22 16:10	13982-63-3	
	Pace Analytical Services - Greensburg					
Radium-228	EPA 904.0	**0.397 ± 0.410 (0.843) C:58% T:90%**	pCi/L	06/14/22 13:33	15262-20-1	
	Pace Analytical Services - Greensburg					
Total Radium	Total Radium Calculation	**0.956 ± 1.10 (1.97)**	pCi/L	06/20/22 14:27	7440-14-4	

This report shall not be reproduced, except in full,
without the written consent of Pace Analytical Services, LLC.

Pace Analytical Services, LLC
7726 Moller Road
Indianapolis, IN 46268
(317)228-3100

ANALYTICAL RESULTS - RADIOCHEMISTRY

Project: Harding St Profile 1 Report 1
Pace Project No.: 50316084

Sample: MW-1D **Lab ID: 50316084002** Collected: 05/09/22 15:04 Received: 05/10/22 14:25 Matrix: Water
PWS: Site ID: Sample Type:

Parameters	Method	Act ± Unc (MDC) Carr Trac	Units	Analyzed	CAS No.	Qual
	Pace Analytical Services - Greensburg					
Radium-226	EPA 903.1	**0.408 ± 0.501 (0.818) C:NA T:100%**	pCi/L	06/17/22 16:10	13982-63-3	
	Pace Analytical Services - Greensburg					
Radium-228	EPA 904.0	**0.603 ± 0.530 (1.07) C:59% T:83%**	pCi/L	06/14/22 13:28	15262-20-1	
	Pace Analytical Services - Greensburg					
Total Radium	Total Radium Calculation	**1.01 ± 1.03 (1.89)**	pCi/L	06/20/22 14:27	7440-14-4	

This report shall not be reproduced, except in full,
without the written consent of Pace Analytical Services, LLC.

Pace Analytical Services, LLC
7726 Moller Road
Indianapolis, IN 46268
(317)228-3100

QUALITY CONTROL - RADIOCHEMISTRY

Project: Harding St Profile 1 Report 1
Pace Project No.: 50316084

QC Batch: 505319
QC Batch Method: EPA 903.1
Analysis Method: EPA 903.1
Analysis Description: 903.1 Radium-226
Laboratory: Pace Analytical Services - Greensburg
Associated Lab Samples: 50316084001, 50316084002

METHOD BLANK: 2447557 Matrix: Water
Associated Lab Samples: 50316084001, 50316084002

Parameter	Act ± Unc (MDC) Carr Trac	Units	Analyzed	Qualifiers
Radium-226	0.310 ± 0.323 (0.456) C:NA T:98%	pCi/L	06/17/22 16:10	

Results presented on this page are in the units indicated by the "Units" column except where an alternate unit is presented to the right of the result.

REPORT OF LABORATORY ANALYSIS

This report shall not be reproduced, except in full,
without the written consent of Pace Analytical Services, LLC.

Pace Analytical Services, LLC
7726 Moller Road
Indianapolis, IN 46268
(317)228-3100

QUALITY CONTROL - RADIOCHEMISTRY

Project: Harding St Profile 1 Report 1
Pace Project No.: 50316084

QC Batch: 505320
QC Batch Method: EPA 904.0
Analysis Method: EPA 904.0
Analysis Description: 904.0 Radium 228
Laboratory: Pace Analytical Services - Greensburg
Associated Lab Samples: 50316084001, 50316084002

METHOD BLANK: 2447559
Matrix: Water
Associated Lab Samples: 50316084001, 50316084002

Parameter	Act ± Unc (MDC) Carr Trac	Units	Analyzed	Qualifiers
Radium-228	0.284 ± 0.352 (0.741) C:64% T:87%	pCi/L	06/14/22 13:33	

Results presented on this page are in the units indicated by the "Units" column except where an alternate unit is presented to the right of the result.

REPORT OF LABORATORY ANALYSIS

This report shall not be reproduced, except in full,
without the written consent of Pace Analytical Services, LLC.

Pace Analytical Services, LLC
7726 Moller Road
Indianapolis, IN 46268
(317)228-3100

QUALIFIERS

Project: Harding St Profile 1 Report 1
Pace Project No.: 50316084

DEFINITIONS

DF - Dilution Factor, if reported, represents the factor applied to the reported data due to dilution of the sample aliquot.

ND - Not Detected at or above adjusted reporting limit.

TNTC - Too Numerous To Count

J - Estimated concentration above the adjusted method detection limit and below the adjusted reporting limit.

MDL - Adjusted Method Detection Limit.

PQL - Practical Quantitation Limit.

RL - Reporting Limit - The lowest concentration value that meets project requirements for quantitative data with known precision and bias for a specific analyte in a specific matrix.

S - Surrogate

1,2-Diphenylhydrazine decomposes to and cannot be separated from Azobenzene using Method 8270. The result for each analyte is a combined concentration.

Consistent with EPA guidelines, unrounded data are displayed and have been used to calculate % recovery and RPD values.

LCS(D) - Laboratory Control Sample (Duplicate)

MS(D) - Matrix Spike (Duplicate)

DUP - Sample Duplicate

RPD - Relative Percent Difference

NC - Not Calculable.

SG - Silica Gel - Clean-Up

U - Indicates the compound was analyzed for, but not detected.

N-Nitrosodiphenylamine decomposes and cannot be separated from Diphenylamine using Method 8270. The result reported for each analyte is a combined concentration.

Reported results are not rounded until the final step prior to reporting. Therefore, calculated parameters that are typically reported as "Total" may vary slightly from the sum of the reported component parameters.

Act - Activity

Unc - Uncertainty: SDWA = 1.96 sigma count uncertainty, all other matrices = Expanded Uncertainty (95% confidence interval). Gamma Spec = Expanded Uncertainty (95.4% Confidence Interval)

(MDC) - Minimum Detectable Concentration

Trac - Tracer Recovery (%)

Carr - Carrier Recovery (%)

Pace Analytical is TNI accredited. Contact your Pace PM for the current list of accredited analytes.

TNI - The NELAC Institute.

ANALYTE QUALIFIERS

B	Analyte was detected in the associated method blank.
H3	Sample was received or analysis requested beyond the recognized method holding time.
N2	The lab does not hold NELAC/TNI accreditation for this parameter but other accreditations/certifications may apply. A complete list of accreditations/certifications is available upon request.
P4	Sample field preservation does not meet EPA or method recommendations for this analysis.

This report shall not be reproduced, except in full,
without the written consent of Pace Analytical Services, LLC.

Pace Analytical Services, LLC
7726 Moller Road
Indianapolis, IN 46268
(317)228-3100

QUALITY CONTROL DATA CROSS REFERENCE TABLE

Project: Harding St Profile 1 Report 1
Pace Project No.: 50316084

Lab ID	Sample ID	QC Batch Method	QC Batch	Analytical Method	Analytical Batch
50316084001	**MW-1S**	EPA 9056	677226		
50316084002	**MW-1D**	EPA 9056	677226		
50316084001	**MW-1S**	EPA 3010	676717	EPA 6010	677558
50316084002	**MW-1D**	EPA 3010	676717	EPA 6010	677558
50316084001	**MW-1S**	EPA 3010	677124	EPA 6010	677492
50316084002	**MW-1D**	EPA 3010	677124	EPA 6010	677492
50316084001	**MW-1S**	EPA 200.2	675800	EPA 6020	676024
50316084002	**MW-1D**	EPA 200.2	675800	EPA 6020	676024
50316084001	**MW-1S**	EPA 7470	676495	EPA 7470	676788
50316084002	**MW-1D**	EPA 7470	676495	EPA 7470	676788
50316084001	**MW-1S**	EPA 903.1	505319		
50316084002	**MW-1D**	EPA 903.1	505319		
50316084001	**MW-1S**	EPA 904.0	505320		
50316084002	**MW-1D**	EPA 904.0	505320		
50316084001	**MW-1S**	Total Radium Calculation	513050		
50316084002	**MW-1D**	Total Radium Calculation	513050		
50316084001	**MW-1S**	SM 2320B	676606		
50316084002	**MW-1D**	SM 2320B	676606		
50316084001	**MW-1S**	SM 2540C	676066		
50316084002	**MW-1D**	SM 2540C	676066		
50316084001	**MW-1S**	SM 4500-H+B	676415		
50316084002	**MW-1D**	SM 4500-H+B	676415		
50316084001	**MW-1S**	SM 4500-S2-D	676049		
50316084002	**MW-1D**	SM 4500-S2-D	676049		
50316084001	**MW-1S**	HACH 8146	675534		
50316084002	**MW-1D**	HACH 8146	675534		
50316084001	**MW-1S**	EPA 353.2	675488		
50316084002	**MW-1D**	EPA 353.2	675488		
50316084001	**MW-1S**	EPA 365.1	675801	EPA 365.1	676390
50316084002	**MW-1D**	EPA 365.1	675801	EPA 365.1	676390
50316084001	**MW-1S**	SM 5310C	677201		
50316084002	**MW-1D**	SM 5310C	677201		
50316084001	**MW-1S**	SM 5310C	676937		
50316084002	**MW-1D**	SM 5310C	676937		

This report shall not be reproduced, except in full,
without the written consent of Pace Analytical Services, LLC.

Pace Analytical
WWW.PACELABS.COM

CHAIN-OF-CUSTODY / Analytical Request Document

The Chain-of-Custody is a LEGAL DOCUMENT. All relevant fields m

WO# : 50316084

50316084

Section A Required Client Information:		Section B Required Project Information:		Section C Invoice Information:	
Company:	Atlas Indianapolis	Report To:	Mark Breting	Attention:	Accounts Payable - Paula Sec
Address:	7988 Centerpoint Drive Suite 100	Copy To:		Company Name:	Atlas Indianapolis
	Indianapolis, IN 46256			Address:	
Email:	mark.breting@oneatlas.com	Purchase Order #:		Pace Quote:	
Phone:	(317)579-4082 Fax:	Project Name:	Harding St Profile 1 Report 1	Pace Project Manager:	Hayden Putt
Requested Due Date:		Project #:		Pace Profile #:	10498/15

State / Loc: IN

SAMPLE ID
One Character per box.
(A-Z, 0-9 / , -)
Sample Ids must be unique

MATRIX	CODE
Drinking Water	DW
Water	WT
Waste Water	WW
Product	P
Soil/Solid	SL
Oil	OL
Wipe	WP
Air	AR
Other	OT
Tissue	TS

Requested Analysis Filtered (Y/N)

ITEM #	SAMPLE ID	MATRIX CODE (see valid codes to left)	SAMPLE TYPE (G=GRAB C=COMP)	COLLECTED START DATE	COLLECTED START TIME	COLLECTED END DATE	COLLECTED END TIME	SAMPLE TEMP AT COLLECTION	# OF CONTAINERS	Preservatives: Unpreserved	H2SO4	HNO3	HCl	NaOH + ZnAcetate	Na2S2O3	Methanol	Other	Analyses Test Y/N	TDS/ NO3,NO2-Wet	(Cl, F, SO4) by IC	Metals, Total*	Metals Diss. Field Filtered**	Rad-228	Rad-226	Alkalinity, Ferrous Iron, pH	TOC by 5310C	DOC by 5310C	Sulfide	Phosphate	Residual Chlorine (Y/N)	
																		Y				Y								
1	MW-1S	WT	G			5/9/2022	16:11		11	3	3	4		1					X	X	X	X	X	X	X	X	X	X		001
2	MW-1D	WT	G			5/9/2022	15:04		11	3	3	4		1					X	X	X	X	X	X	X	X	X	X		002
3	MW-2S	WT							11	3	3	4		1					X	X	X	X	X	X	X	X	X	X		
4	MW-2D	WT							11	3	3	4		1					X	X	X	X	X	X	X	X	X	X		
5	MW-3S	WT							11	3	3	4		1					X	X	X	X	X	X	X	X	X	X		
6	MW-3D	WT							11	3	3	4		1					X	X	X	X	X	X	X	X	X	X		
7	MW-4S	WT							11	3	3	4		1					X	X	X	X	X	X	X	X	X	X		
8	MW-5S	WT							11	3	3	4		1					X	X	X	X	X	X	X	X	X	X		
9	MW-6S	WT							11	3	3	4		1					X	X	X	X	X	X	X	X	X	X		
10	MW-7S	WT							11	3	3	4		1					X	X	X	X	X	X	X	X	X	X		
11	MW-7D	WT							11	3	3	4		1					X	X	X	X	X	X	X	X	X	X		
12	MW-8S	WT							11	3	3	4		1					X	X	X	X	X	X	X	X	X	X		

ADDITIONAL COMMENTS	RELINQUISHED BY / AFFILIATION	DATE	TIME	ACCEPTED BY / AFFILIATION	DATE	TIME	SAMPLE CONDITIONS			
* Metals: 6010 (Al, Ba, B, Cd, Cr, Fe, Pb, Mn, Mo, Ca, Mg, Na, K, Li, SiO2)	Mark Breting / Atlas	5/10/22	945A	Pace	5/10/22	810				
6020 (Be, Co, As, Se, Sb, Tl) 7470 Hg	Pace	5/10/22	1425		5/10/22	1425	1.0	Y	N	Y
** Dissolved FF 6010 (Mo, Mn)										
Alkalinity = (Total , Bicarb & Carb)										

SAMPLER NAME AND SIGNATURE			
PRINT Name of SAMPLER:	MARK BRETING		
SIGNATURE of SAMPLER:	Mark Breting	DATE Signed:	5/10/2022

TEMP in C	Received on Ice (Y/N)	Custody Sealed Cooler (Y/N)	Samples Intact (Y/N)

F-IN-Q-290-rev.22, 22Apr2022

Pace

SAMPLE CONDITION UPON RECEIPT FORM

Date/Time and Initials of person examining contents: MTW 5/10/22 1455

1. Courier: ☐ FED EX ☐ UPS ☐ CLIENT ☑ PACE ☐ USPS ☐ OTHER _____

2. Custody Seal on Cooler/Box Present: ☐ Yes ☑ No

(If yes)Seals Intact: ☐ Yes ☐ No **(leave blank if no seals were present)**

3. Thermometer: 1 2 3 4 5 6 A B C D E F

4. Cooler Temperature(s): 1.4/1.0 | | | |
(Initial/Corrected) RECORD TEMPS OF ALL COOLERS RECEIVED (use Comments below to add more)

5. Packing Material: ☐ Bubble Wrap ☑ Bubble Bags ☐ None ☐ Other _____

6. Ice Type: ☑ Wet ☐ Blue ☐ None

7. If temp. is over 6°C or under 0°C, was the PM notified?: ☐ Yes ☐ No
Cooler temp should be above freezing to 6°C

All discrepancies will be written out in the comments section below.

	Yes	No		Yes	No	N/A
USDA Regulated Soils? (HI, ID, NY, WA, OR,CA, NM, TX, OK, AR, LA, TN, AL, MS, NC, SC, GA, FL, or Puerto Rico)		✓	All containers needing acid/base preservation have been pH CHECKED?: **Exceptions: VOA, coliform, LLHg, O&G, RAD CHEM, and any container with a septum cap or preserved with HCl.** **Circle:** **HNO3 (<2) H2SO4 (<2) NaOH (>10) NaOH/ZnAc (>9)** Any non-conformance to pH recommendations will be noted on the container count form	✓		
Short Hold Time Analysis (48 hours or less)? **Analysis:** NO3	✓					
Time 5035A TC placed in Freezer or Short Holds To Lab	Time: 1530		Residual Chlorine Check (SVOC 625 Pest/PCB 608)	Present	Absent	N/A ✓
Rush TAT Requested (4 days or less):		✓	Residual Chlorine Check (Total/Amenable/Free Cyanide)			✓
Custody Signatures Present?	✓		Headspace Wisconsin Sulfide?			✓
Containers Intact?:	✓		Headspace in VOA Vials (>6mm): See Containter Count form for details	Present	Absent	No VOA Vials Sent ✓
Sample Label (IDs/Dates/Times) Match COC?: Except TCs, which only require sample ID	✓		Trip Blank Present?		✓	
Extra labels on Terracore Vials? (soils only)			Trip Blank Custody Seals?:		✓	

COMMENTS:

COC PAGE ____ of ____

Sample Container Count

SBS / DI / MeOH (only) / BK Kit

** Place a RED dot on containers that are out of conformance **

COC Line Item	WGFU	R	DG9H VG9H	VOA VIAL HS (>6mm)	VG9U	DG9U	VG9T	AG0U	AG1H	AG1U	AG2U	AG3S	AG3SF	AG3C	BP1U	BP1N	BP2U	BP3U	BP3N	BP3F	BP3S	BP3B	BP3Z	CG3H	Syringe Kit			Matrix	HNO3/ H2SO4 pH <2	NaOH/ ZNAc pH >9	NaOH pH>10
1												1	1			2	1	2	1	1	1		1					WT	✓	7	
2												1	1			2	1	2	1	1	1		1					WT	✓	✓	
3																															
4																															
5																															
6																															
7																															
8																															
9																															
10																															
11																															
12																															

Container Codes

Glass

DG9H	40mL HCl amber voa vial	BG1T	1L Na Thiosulfate clear glass	BP1B	1L NaOH plastic
DG9P	40mL TSP amber vial	BG1U	1L unpreserved glass	BP1N	1L HNO3 plastic
DG9S	40mL H2SO4 amber vial	BG3H	250mL HCl Clear Glass	BP1S	1L H2SO4 plastic
DG9T	40mL Na Thio amber vial	BG3U	250mL Unpres Clear Glass	BP1U	1L unpreserved plastic
DG9U	40mL unpreserved amber vial	AG0U	100mL unpres amber glass	BP1Z	1L NaOH, Zn, Ac
VG9H	40mL HCl clear vial	AG1H	1L HCl amber glass	BP2N	500mL HNO3 plastic
VG9T	40mL Na Thio. clear vial	AG1S	1L H2SO4 amber glass	BP2C	500mL NaOH plastic
VG9U	40mL unpreserved clear vial	AG1T	1L Na Thiosulfate amber glass	BP2S	500mL H2SO4 plastic
I	40mL w/hexane wipe vial	AG1U	1liter unpres amber glass	BP2U	500mL unpreserved plastic
WGKU	8oz unpreserved clear jar	AG2N	500mL HNO3 amber glass	BP2Z	500mL NaOH, Zn Ac
WGFU	4oz clear soil jar	AG2S	500mL H2SO4 amber glass	BP3B	250mL NaOH plastic
JGFU	4oz unpreserved amber wide	AG2U	500mL unpres amber glass	BP3N	250mL HNO3 plastic
CG3H	250mL clear glass HCl	AG3S	250mL H2SO4 amber glass	BP3F	250mL HNO3 plastic-field filtered
BG1H	1L HCl clear glass	AG3SF	250mL H2SO4 amb glass -field filtered	BP3U	250mL unpreserved plastic
BG1S	1L H2SO4 clear glass	AG3U	250mL unpres amber glass	BP3S	250mL H2SO4 plastic
GN	General	AG3C	250mL NaOH amber glass	BP3Z	250mL NaOH, ZnAc plastic

Plastic / Misc.

BP4U	125mL unpreserved plastic
BP4N	125mL HNO3 plastic
BP4S	125mL H2SO4 plastic

Syringe Kit	LL Cr+6 sampling kit

AF	Air Filter
C	Air Cassettes
R	Terracore kit
SP5T	120mL Coliform Na Thiosulfate
U	Summa Can
ZPLC	Ziploc Bag

WT		Water	
SL		Solid	
NAL	OL	Non-aqueous liquid	Oil
WP		Wipe	

Pace Analytical Services, LLC
7726 Moller Road
Indianapolis, IN 46268
(317)228-3100

August 01, 2022

Mr. Mark Breting
ATC Group Services
7988 Centerpoint Drive
Suite 100
Indianapolis, IN 46256

RE: Project: Harding St Profile 1 Report 1
Pace Project No.: 50316219

Dear Mr. Breting:

Enclosed are the analytical results for sample(s) received by the laboratory on May 11, 2022. The results relate only to the samples included in this report. Results reported herein conform to the applicable TNI/NELAC Standards and the laboratory's Quality Manual, where applicable, unless otherwise noted in the body of the report.

The test results provided in this final report were generated by each of the following laboratories within the Pace Network:

- Pace Analytical Services - Indianapolis
- Pace Analytical Services - Greensburg

If you have any questions concerning this report, please feel free to contact me.

Sincerely,

Hayden Putt

Hayden Putt
hayden.putt@pacelabs.com
(317)228-3145
Project Manager

Enclosures

cc: Mr. Robert Miller, Haley & Aldrich

This report shall not be reproduced, except in full,
without the written consent of Pace Analytical Services, LLC.

Pace Analytical Services, LLC
7726 Moller Road
Indianapolis, IN 46268
(317)228-3100

CERTIFICATIONS

Project: Harding St Profile 1 Report 1
Pace Project No.: 50316219

Pace Analytical Services Pennsylvania

1638 Roseytown Rd Suites 2,3&4, Greensburg, PA 15601
ANAB DOD-ELAP Rad Accreditation #: L2417
Alabama Certification #: 41590
Arizona Certification #: AZ0734
Arkansas Certification
California Certification #: 04222CA
Colorado Certification #: PA01547
Connecticut Certification #: PH-0694
Delaware Certification
EPA Region 4 DW Rad
Florida/TNI Certification #: E87683
Georgia Certification #: C040
Florida: Cert E871149 SEKS WET
Guam Certification
Hawaii Certification
Idaho Certification
Illinois Certification
Indiana Certification
Iowa Certification #: 391
Kansas/TNI Certification #: E-10358
Kentucky Certification #: KY90133
KY WW Permit #: KY0098221
KY WW Permit #: KY0000221
Louisiana DHH/TNI Certification #: LA180012
Louisiana DEQ/TNI Certification #: 4086
Maine Certification #: 2017020
Maryland Certification #: 308
Massachusetts Certification #: M-PA1457
Michigan/PADEP Certification #: 9991
Missouri Certification #: 235
Montana Certification #: Cert0082
Nebraska Certification #: NE-OS-29-14
Nevada Certification #: PA014572018-1
New Hampshire/TNI Certification #: 297617
New Jersey/TNI Certification #: PA051
New Mexico Certification #: PA01457
New York/TNI Certification #: 10888
North Carolina Certification #: 42706
North Dakota Certification #: R-190
Ohio EPA Rad Approval: #41249
Oregon/TNI Certification #: PA200002-010
Pennsylvania/TNI Certification #: 65-00282
Puerto Rico Certification #: PA01457
Rhode Island Certification #: 65-00282
South Dakota Certification
Tennessee Certification #: 02867
Texas/TNI Certification #: T104704188-17-3
Utah/TNI Certification #: PA014572017-9
USDA Soil Permit #: P330-17-00091
Vermont Dept. of Health: ID# VT-0282
Virgin Island/PADEP Certification
Virginia/VELAP Certification #: 460198
Washington Certification #: C868
West Virginia DEP Certification #: 143
West Virginia DHHR Certification #: 9964C
Wisconsin Approve List for Rad
Wyoming Certification #: 8TMS-L

Pace Analytical Services Indianapolis

7726 Moller Road, Indianapolis, IN 46268
Illinois Accreditation #: 200074
Indiana Drinking Water Laboratory #: C-49-06
Kansas/TNI Certification #: E-10177
Kentucky UST Agency Interest #: 80226
Kentucky WW Laboratory ID #: 98019
Michigan Drinking Water Laboratory #9050
Ohio VAP Certified Laboratory #: CL0065
Oklahoma Laboratory #: 9204
Texas Certification #: T104704355
Wisconsin Laboratory #: 999788130
USDA Soil Permit #: P330-19-00257

This report shall not be reproduced, except in full,
without the written consent of Pace Analytical Services, LLC.

Pace Analytical Services, LLC
7726 Moller Road
Indianapolis, IN 46268
(317)228-3100

SAMPLE SUMMARY

Project: Harding St Profile 1 Report 1
Pace Project No.: 50316219

Lab ID	Sample ID	Matrix	Date Collected	Date Received
50316219001	**MW-11D**	Water	05/10/22 14:00	05/11/22 15:45
50316219002	**DUP 2**	Water	05/10/22 14:00	05/11/22 15:45

This report shall not be reproduced, except in full,
without the written consent of Pace Analytical Services, LLC.

Pace Analytical Services, LLC
7726 Moller Road
Indianapolis, IN 46268
(317)228-3100

SAMPLE ANALYTE COUNT

Project: Harding St Profile 1 Report 1
Pace Project No.: 50316219

Lab ID	Sample ID	Method	Analysts	Analytes Reported	Laboratory
50316219001	**MW-11D**	EPA 9056	RMR	3	PASI-I
		EPA 6010	DJS	15	PASI-I
		EPA 6010	JPK	2	PASI-I
		EPA 6020	CAW	6	PASI-I
		EPA 7470	EAE	1	PASI-I
		EPA 903.1	SLC	1	PASI-PA
		EPA 904.0	JSM	1	PASI-PA
		Total Radium Calculation	JAL	1	PASI-PA
		SM 2320B	SLB	3	PASI-I
		SM 2540C	BSW	1	PASI-I
		SM 4500-H+B	SWJ	1	PASI-I
		SM 4500-S2-D	SWJ	1	PASI-I
		HACH 8146	ZM	1	PASI-I
		EPA 353.2	OAS	2	PASI-I
		EPA 365.1	ZM	1	PASI-I
		SM 5310C	ZM	1	PASI-I
		SM 5310C	ZM	1	PASI-I
50316219002	**DUP 2**	EPA 9056	RMR	3	PASI-I
		EPA 6010	DJS	15	PASI-I
		EPA 6010	JPK	2	PASI-I
		EPA 6020	CAW	6	PASI-I
		EPA 7470	EAE	1	PASI-I
		EPA 903.1	SLC	1	PASI-PA
		EPA 904.0	JSM	1	PASI-PA
		Total Radium Calculation	JAL	1	PASI-PA
		SM 2320B	SLB	3	PASI-I
		SM 2540C	BSW	1	PASI-I
		SM 4500-H+B	SWJ	1	PASI-I
		SM 4500-S2-D	SWJ	1	PASI-I
		HACH 8146	ZM	1	PASI-I
		EPA 353.2	OAS	2	PASI-I
		EPA 365.1	ZM	1	PASI-I
		SM 5310C	ZM	1	PASI-I
		SM 5310C	ZM	1	PASI-I

PASI-I = Pace Analytical Services - Indianapolis
PASI-PA = Pace Analytical Services - Greensburg

REPORT OF LABORATORY ANALYSIS

This report shall not be reproduced, except in full,
without the written consent of Pace Analytical Services, LLC.

Pace Analytical Services, LLC
7726 Moller Road
Indianapolis, IN 46268
(317)228-3100

SUMMARY OF DETECTION

Project: Harding St Profile 1 Report 1
Pace Project No.: 50316219

Lab Sample ID / Method	Client Sample ID / Parameters	Result	Units	Report Limit	Analyzed	Qualifiers
50316219001	**MW-11D**					
EPA 9056	Chloride	71.0	mg/L	2.5	05/20/22 23:44	
EPA 9056	Fluoride	0.30	mg/L	0.10	05/20/22 23:27	
EPA 9056	Sulfate	598	mg/L	25.0	05/21/22 00:01	
EPA 6010	Barium	25.6	ug/L	10.0	05/23/22 13:50	
EPA 6010	Boron	11900	ug/L	100	05/23/22 13:50	
EPA 6010	Calcium	225000	ug/L	2000	05/23/22 14:03	
EPA 6010	Iron	5990	ug/L	100	05/23/22 13:50	
EPA 6010	Lithium	147	ug/L	20.0	05/23/22 13:50	
EPA 6010	Magnesium	52500	ug/L	1000	05/23/22 13:50	
EPA 6010	Manganese	45.2	ug/L	10.0	05/23/22 13:50	
EPA 6010	Potassium	3080	ug/L	1000	05/23/22 13:50	
EPA 6010	Silica	16500	ug/L	450	05/23/22 13:50	N2
EPA 6010	Sodium	79400	ug/L	1000	05/23/22 13:50	
EPA 6010	Manganese, Dissolved	40.1	ug/L	10.0	05/21/22 02:44	
EPA 6020	Arsenic	16.1	ug/L	1.0	05/16/22 15:49	
EPA 903.1	Radium-226	0.190 ± 0.248 (0.408) C:NA T:89%	pCi/L		06/20/22 16:50	
EPA 904.0	Radium-228	1.33 ± 0.792 (1.48) C:42% T:89%	pCi/L		06/09/22 12:52	
Total Radium Calculation	Total Radium	1.52 ± 1.04 (1.89)	pCi/L		06/21/22 14:37	
SM 2320B	Alkalinity, Total as CaCO3	264	mg/L	2.0	05/18/22 17:48	
SM 2320B	Alkalinity,Bicarbonate (CaCO3)	264	mg/L	2.0	05/18/22 17:48	
SM 2540C	Total Dissolved Solids	1210	mg/L	20.0	05/17/22 12:56	
SM 4500-H+B	pH at 25 Degrees C	7.0	Std. Units	0.10	05/16/22 14:35	H3
SM 5310C	Dissolved Organic Carbon	1.1	mg/L	1.0	05/22/22 23:02	
50316219002	**DUP 2**					
EPA 9056	Chloride	70.7	mg/L	2.5	05/21/22 01:09	
EPA 9056	Fluoride	0.33	mg/L	0.10	05/21/22 00:52	
EPA 9056	Sulfate	587	mg/L	25.0	05/21/22 01:26	
EPA 6010	Barium	24.4	ug/L	10.0	05/23/22 13:53	
EPA 6010	Boron	11700	ug/L	100	05/23/22 13:53	
EPA 6010	Calcium	223000	ug/L	2000	05/23/22 14:09	
EPA 6010	Iron	5810	ug/L	100	05/23/22 13:53	
EPA 6010	Lithium	145	ug/L	20.0	05/23/22 13:53	
EPA 6010	Magnesium	51700	ug/L	1000	05/23/22 13:53	
EPA 6010	Manganese	41.7	ug/L	10.0	05/23/22 13:53	
EPA 6010	Potassium	2900	ug/L	1000	05/23/22 13:53	
EPA 6010	Silica	16700	ug/L	450	05/23/22 13:53	N2
EPA 6010	Sodium	78200	ug/L	1000	05/23/22 13:53	
EPA 6010	Manganese, Dissolved	39.1	ug/L	10.0	05/21/22 02:46	
EPA 6020	Arsenic	15.9	ug/L	1.0	05/16/22 15:54	

REPORT OF LABORATORY ANALYSIS

This report shall not be reproduced, except in full,
without the written consent of Pace Analytical Services, LLC.

Pace Analytical Services, LLC
7726 Moller Road
Indianapolis, IN 46268
(317)228-3100

SUMMARY OF DETECTION

Project: Harding St Profile 1 Report 1
Pace Project No.: 50316219

Lab Sample ID / Method	Client Sample ID / Parameters	Result	Units	Report Limit	Analyzed	Qualifiers
50316219002	**DUP 2**					
EPA 903.1	Radium-226	0.319 ± 0.224 (0.108) C:NA T:87%	pCi/L		06/20/22 17:09	
EPA 904.0	Radium-228	0.572 ± 0.467 (0.931) C:61% T:87%	pCi/L		06/09/22 12:53	
Total Radium Calculation	Total Radium	0.891 ± 0.691 (1.04)	pCi/L		06/21/22 14:37	
SM 2320B	Alkalinity, Total as CaCO3	262	mg/L	2.0	05/18/22 17:48	
SM 2320B	Alkalinity,Bicarbonate (CaCO3)	262	mg/L	2.0	05/18/22 17:48	
SM 2540C	Total Dissolved Solids	1190	mg/L	20.0	05/17/22 12:56	
SM 4500-H+B	pH at 25 Degrees C	7.4	Std. Units	0.10	05/16/22 14:36	H3
SM 5310C	Dissolved Organic Carbon	1.0	mg/L	1.0	05/22/22 23:12	

REPORT OF LABORATORY ANALYSIS

This report shall not be reproduced, except in full,
without the written consent of Pace Analytical Services, LLC.

Pace Analytical Services, LLC
7726 Moller Road
Indianapolis, IN 46268
(317)228-3100

ANALYTICAL RESULTS

Project: Harding St Profile 1 Report 1
Pace Project No.: 50316219

Sample: MW-11D **Lab ID: 50316219001** Collected: 05/10/22 14:00 Received: 05/11/22 15:45 Matrix: Water

Parameters	Results	Units	Report Limit	DF	Prepared	Analyzed	CAS No.	Qual
9056 IC Anions	Analytical Method: EPA 9056							
	Pace Analytical Services - Indianapolis							
Chloride	**71.0**	mg/L	2.5	10		05/20/22 23:44	16887-00-6	
Fluoride	**0.30**	mg/L	0.10	1		05/20/22 23:27	16984-48-8	
Sulfate	**598**	mg/L	25.0	100		05/21/22 00:01	14808-79-8	
6010 MET ICP	Analytical Method: EPA 6010 Preparation Method: EPA 3010							
	Pace Analytical Services - Indianapolis							
Aluminum	ND	ug/L	200	1	05/19/22 14:22	05/23/22 13:50	7429-90-5	
Barium	**25.6**	ug/L	10.0	1	05/19/22 14:22	05/23/22 13:50	7440-39-3	
Boron	**11900**	ug/L	100	1	05/19/22 14:22	05/23/22 13:50	7440-42-8	
Cadmium	ND	ug/L	2.0	1	05/19/22 14:22	05/23/22 13:50	7440-43-9	
Calcium	**225000**	ug/L	2000	2	05/19/22 14:22	05/23/22 14:03	7440-70-2	
Chromium	ND	ug/L	10.0	1	05/19/22 14:22	05/23/22 13:50	7440-47-3	
Iron	**5990**	ug/L	100	1	05/19/22 14:22	05/23/22 13:50	7439-89-6	
Lead	ND	ug/L	10.0	1	05/19/22 14:22	05/23/22 13:50	7439-92-1	
Lithium	**147**	ug/L	20.0	1	05/19/22 14:22	05/23/22 13:50	7439-93-2	
Magnesium	**52500**	ug/L	1000	1	05/19/22 14:22	05/23/22 13:50	7439-95-4	
Manganese	**45.2**	ug/L	10.0	1	05/19/22 14:22	05/23/22 13:50	7439-96-5	
Molybdenum	ND	ug/L	10.0	1	05/19/22 14:22	05/23/22 13:50	7439-98-7	
Potassium	**3080**	ug/L	1000	1	05/19/22 14:22	05/23/22 13:50	7440-09-7	
Silica	**16500**	ug/L	450	1	05/19/22 14:22	05/23/22 13:50	7631-86-9	N2
Sodium	**79400**	ug/L	1000	1	05/19/22 14:22	05/23/22 13:50	7440-23-5	
6010 MET ICP, Dissolved	Analytical Method: EPA 6010 Preparation Method: EPA 3010							
	Pace Analytical Services - Indianapolis							
Manganese, Dissolved	**40.1**	ug/L	10.0	1	05/20/22 06:45	05/21/22 02:44	7439-96-5	
Molybdenum, Dissolved	ND	ug/L	10.0	1	05/20/22 06:45	05/21/22 02:44	7439-98-7	
6020 MET ICPMS	Analytical Method: EPA 6020 Preparation Method: EPA 200.2							
	Pace Analytical Services - Indianapolis							
Antimony	ND	ug/L	1.0	1	05/15/22 12:00	05/16/22 15:49	7440-36-0	
Arsenic	**16.1**	ug/L	1.0	1	05/15/22 12:00	05/16/22 15:49	7440-38-2	
Beryllium	ND	ug/L	0.20	1	05/15/22 12:00	05/16/22 15:49	7440-41-7	
Cobalt	ND	ug/L	1.0	1	05/15/22 12:00	05/16/22 15:49	7440-48-4	
Selenium	ND	ug/L	1.0	1	05/15/22 12:00	05/16/22 15:49	7782-49-2	
Thallium	ND	ug/L	1.0	1	05/15/22 12:00	05/16/22 15:49	7440-28-0	
7470 Mercury	Analytical Method: EPA 7470 Preparation Method: EPA 7470							
	Pace Analytical Services - Indianapolis							
Mercury	ND	ug/L	0.20	1	05/18/22 09:12	05/18/22 20:16	7439-97-6	
2320B Alkalinity	Analytical Method: SM 2320B							
	Pace Analytical Services - Indianapolis							
Alkalinity, Total as CaCO3	**264**	mg/L	2.0	1		05/18/22 17:48		
Alkalinity,Bicarbonate (CaCO3)	**264**	mg/L	2.0	1		05/18/22 17:48		
Alkalinity,Carbonate (CaCO3)	ND	mg/L	2.0	1		05/18/22 17:48		

REPORT OF LABORATORY ANALYSIS

This report shall not be reproduced, except in full,
without the written consent of Pace Analytical Services, LLC.

Pace Analytical Services, LLC
7726 Moller Road
Indianapolis, IN 46268
(317)228-3100

ANALYTICAL RESULTS

Project: Harding St Profile 1 Report 1
Pace Project No.: 50316219

Sample: MW-11D **Lab ID: 50316219001** Collected: 05/10/22 14:00 Received: 05/11/22 15:45 Matrix: Water

Parameters	Results	Units	Report Limit	DF	Prepared	Analyzed	CAS No.	Qual
2540C Total Dissolved Solids	Analytical Method: SM 2540C Pace Analytical Services - Indianapolis							
Total Dissolved Solids	**1210**	mg/L	20.0	1		05/17/22 12:56		
4500H+ pH, Electrometric	Analytical Method: SM 4500-H+B Pace Analytical Services - Indianapolis							
pH at 25 Degrees C	**7.0**	Std. Units	0.10	1		05/16/22 14:35		H3
4500S2D Sulfide Water	Analytical Method: SM 4500-S2-D Pace Analytical Services - Indianapolis							
Sulfide	ND	mg/L	0.10	1		05/13/22 11:20	18496-25-8	
Iron, Ferrous	Analytical Method: HACH 8146 Pace Analytical Services - Indianapolis							
Iron, Ferrous	ND	mg/L	0.20	1		05/24/22 20:16	15438-31-0	H3,N2
353.2 Nitrogen, NO2/NO3 unpres	Analytical Method: EPA 353.2 Pace Analytical Services - Indianapolis							
Nitrogen, Nitrate	ND	mg/L	0.10	1		05/12/22 09:10	14797-55-8	
Nitrogen, Nitrite	ND	mg/L	0.10	1		05/12/22 09:10	14797-65-0	
365.1 Total Phosphorus	Analytical Method: EPA 365.1 Preparation Method: EPA 365.1 Pace Analytical Services - Indianapolis							
Phosphate as P04	ND	mg/L	0.15	1	05/12/22 11:30	05/14/22 14:34		
5310C TOC	Analytical Method: SM 5310C Pace Analytical Services - Indianapolis							
Total Organic Carbon	ND	mg/L	1.0	1		05/21/22 20:08	7440-44-0	
5310C Dissolved Organic Carbon	Analytical Method: SM 5310C Pace Analytical Services - Indianapolis							
Dissolved Organic Carbon	**1.1**	mg/L	1.0	1		05/22/22 23:02		

REPORT OF LABORATORY ANALYSIS

This report shall not be reproduced, except in full,
without the written consent of Pace Analytical Services, LLC.

Pace Analytical Services, LLC
7726 Moller Road
Indianapolis, IN 46268
(317)228-3100

ANALYTICAL RESULTS

Project: Harding St Profile 1 Report 1
Pace Project No.: 50316219

Sample: DUP 2 **Lab ID: 50316219002** Collected: 05/10/22 14:00 Received: 05/11/22 15:45 Matrix: Water

Parameters	Results	Units	Report Limit	DF	Prepared	Analyzed	CAS No.	Qual
9056 IC Anions	Analytical Method: EPA 9056							
	Pace Analytical Services - Indianapolis							
Chloride	**70.7**	mg/L	2.5	10		05/21/22 01:09	16887-00-6	
Fluoride	**0.33**	mg/L	0.10	1		05/21/22 00:52	16984-48-8	
Sulfate	**587**	mg/L	25.0	100		05/21/22 01:26	14808-79-8	
6010 MET ICP	Analytical Method: EPA 6010 Preparation Method: EPA 3010							
	Pace Analytical Services - Indianapolis							
Aluminum	ND	ug/L	200	1	05/19/22 14:22	05/23/22 13:53	7429-90-5	
Barium	**24.4**	ug/L	10.0	1	05/19/22 14:22	05/23/22 13:53	7440-39-3	
Boron	**11700**	ug/L	100	1	05/19/22 14:22	05/23/22 13:53	7440-42-8	
Cadmium	ND	ug/L	2.0	1	05/19/22 14:22	05/23/22 13:53	7440-43-9	
Calcium	**223000**	ug/L	2000	2	05/19/22 14:22	05/23/22 14:09	7440-70-2	
Chromium	ND	ug/L	10.0	1	05/19/22 14:22	05/23/22 13:53	7440-47-3	
Iron	**5810**	ug/L	100	1	05/19/22 14:22	05/23/22 13:53	7439-89-6	
Lead	ND	ug/L	10.0	1	05/19/22 14:22	05/23/22 13:53	7439-92-1	
Lithium	**145**	ug/L	20.0	1	05/19/22 14:22	05/23/22 13:53	7439-93-2	
Magnesium	**51700**	ug/L	1000	1	05/19/22 14:22	05/23/22 13:53	7439-95-4	
Manganese	**41.7**	ug/L	10.0	1	05/19/22 14:22	05/23/22 13:53	7439-96-5	
Molybdenum	ND	ug/L	10.0	1	05/19/22 14:22	05/23/22 13:53	7439-98-7	
Potassium	**2900**	ug/L	1000	1	05/19/22 14:22	05/23/22 13:53	7440-09-7	
Silica	**16700**	ug/L	450	1	05/19/22 14:22	05/23/22 13:53	7631-86-9	N2
Sodium	**78200**	ug/L	1000	1	05/19/22 14:22	05/23/22 13:53	7440-23-5	
6010 MET ICP, Dissolved	Analytical Method: EPA 6010 Preparation Method: EPA 3010							
	Pace Analytical Services - Indianapolis							
Manganese, Dissolved	**39.1**	ug/L	10.0	1	05/20/22 06:45	05/21/22 02:46	7439-96-5	
Molybdenum, Dissolved	ND	ug/L	10.0	1	05/20/22 06:45	05/21/22 02:46	7439-98-7	
6020 MET ICPMS	Analytical Method: EPA 6020 Preparation Method: EPA 200.2							
	Pace Analytical Services - Indianapolis							
Antimony	ND	ug/L	1.0	1	05/15/22 12:00	05/16/22 15:54	7440-36-0	
Arsenic	**15.9**	ug/L	1.0	1	05/15/22 12:00	05/16/22 15:54	7440-38-2	
Beryllium	ND	ug/L	0.20	1	05/15/22 12:00	05/16/22 15:54	7440-41-7	
Cobalt	ND	ug/L	1.0	1	05/15/22 12:00	05/16/22 15:54	7440-48-4	
Selenium	ND	ug/L	1.0	1	05/15/22 12:00	05/16/22 15:54	7782-49-2	
Thallium	ND	ug/L	1.0	1	05/15/22 12:00	05/16/22 15:54	7440-28-0	
7470 Mercury	Analytical Method: EPA 7470 Preparation Method: EPA 7470							
	Pace Analytical Services - Indianapolis							
Mercury	ND	ug/L	0.20	1	05/18/22 09:12	05/18/22 20:18	7439-97-6	
2320B Alkalinity	Analytical Method: SM 2320B							
	Pace Analytical Services - Indianapolis							
Alkalinity, Total as CaCO3	**262**	mg/L	2.0	1		05/18/22 17:48		
Alkalinity,Bicarbonate (CaCO3)	**262**	mg/L	2.0	1		05/18/22 17:48		
Alkalinity,Carbonate (CaCO3)	ND	mg/L	2.0	1		05/18/22 17:48		

REPORT OF LABORATORY ANALYSIS

This report shall not be reproduced, except in full,
without the written consent of Pace Analytical Services, LLC.

Pace Analytical Services, LLC
7726 Moller Road
Indianapolis, IN 46268
(317)228-3100

ANALYTICAL RESULTS

Project: Harding St Profile 1 Report 1
Pace Project No.: 50316219

Sample: DUP 2 **Lab ID: 50316219002** Collected: 05/10/22 14:00 Received: 05/11/22 15:45 Matrix: Water

Parameters	Results	Units	Report Limit	DF	Prepared	Analyzed	CAS No.	Qual
2540C Total Dissolved Solids	Analytical Method: SM 2540C Pace Analytical Services - Indianapolis							
Total Dissolved Solids	**1190**	mg/L	20.0	1		05/17/22 12:56		
4500H+ pH, Electrometric	Analytical Method: SM 4500-H+B Pace Analytical Services - Indianapolis							
pH at 25 Degrees C	**7.4**	Std. Units	0.10	1		05/16/22 14:36		H3
4500S2D Sulfide Water	Analytical Method: SM 4500-S2-D Pace Analytical Services - Indianapolis							
Sulfide	ND	mg/L	0.10	1		05/13/22 11:20	18496-25-8	
Iron, Ferrous	Analytical Method: HACH 8146 Pace Analytical Services - Indianapolis							
Iron, Ferrous	ND	mg/L	0.20	1		05/24/22 20:17	15438-31-0	H3,N2
353.2 Nitrogen, NO2/NO3 unpres	Analytical Method: EPA 353.2 Pace Analytical Services - Indianapolis							
Nitrogen, Nitrate	ND	mg/L	0.10	1		05/12/22 09:12	14797-55-8	
Nitrogen, Nitrite	ND	mg/L	0.10	1		05/12/22 09:12	14797-65-0	
365.1 Total Phosphorus	Analytical Method: EPA 365.1 Preparation Method: EPA 365.1 Pace Analytical Services - Indianapolis							
Phosphate as P04	ND	mg/L	0.15	1	05/12/22 11:30	05/14/22 14:34		
5310C TOC	Analytical Method: SM 5310C Pace Analytical Services - Indianapolis							
Total Organic Carbon	ND	mg/L	1.0	1		05/21/22 21:08	7440-44-0	
5310C Dissolved Organic Carbon	Analytical Method: SM 5310C Pace Analytical Services - Indianapolis							
Dissolved Organic Carbon	**1.0**	mg/L	1.0	1		05/22/22 23:12		

REPORT OF LABORATORY ANALYSIS

This report shall not be reproduced, except in full,
without the written consent of Pace Analytical Services, LLC.

Pace Analytical Services, LLC
7726 Moller Road
Indianapolis, IN 46268
(317)228-3100

QUALITY CONTROL DATA

Project: Harding St Profile 1 Report 1
Pace Project No.: 50316219

QC Batch: 677373
QC Batch Method: EPA 9056
Analysis Method: EPA 9056
Analysis Description: 9056 IC Anions
Laboratory: Pace Analytical Services - Indianapolis
Associated Lab Samples: 50316219001, 50316219002

METHOD BLANK: 3118869 Matrix: Water
Associated Lab Samples: 50316219001, 50316219002

Parameter	Units	Blank Result	Reporting Limit	Analyzed	Qualifiers
Chloride	mg/L	ND	0.25	05/20/22 18:21	
Fluoride	mg/L	ND	0.10	05/20/22 18:21	
Sulfate	mg/L	ND	0.25	05/20/22 18:21	

LABORATORY CONTROL SAMPLE: 3118870

Parameter	Units	Spike Conc.	LCS Result	LCS % Rec	% Rec Limits	Qualifiers
Chloride	mg/L	1.2	1.1	92	80-120	
Fluoride	mg/L	0.5	0.48	95	80-120	
Sulfate	mg/L	2.5	2.6	103	80-120	

MATRIX SPIKE & MATRIX SPIKE DUPLICATE: 3118871 3118872

Parameter	Units	50316224003 Result	MS Spike Conc.	MSD Spike Conc.	MS Result	MSD Result	MS % Rec	MSD % Rec	% Rec Limits	RPD	Max RPD	Qual
Chloride	mg/L	88.8	12.5	12.5	99.9	100	89	90	80-120	0	15	
Fluoride	mg/L	0.32	0.5	0.5	0.81	0.82	98	99	80-120	1	15	
Sulfate	mg/L	88.0	25	25	109	109	85	82	80-120	1	15	

Results presented on this page are in the units indicated by the "Units" column except where an alternate unit is presented to the right of the result.

REPORT OF LABORATORY ANALYSIS

This report shall not be reproduced, except in full,
without the written consent of Pace Analytical Services, LLC.

Pace Analytical Services, LLC
7726 Moller Road
Indianapolis, IN 46268
(317)228-3100

QUALITY CONTROL DATA

Project: Harding St Profile 1 Report 1
Pace Project No.: 50316219

QC Batch: 676749
QC Batch Method: EPA 7470
Analysis Method: EPA 7470
Analysis Description: 7470 Mercury
Laboratory: Pace Analytical Services - Indianapolis
Associated Lab Samples: 50316219001, 50316219002

METHOD BLANK: 3115783 Matrix: Water
Associated Lab Samples: 50316219001, 50316219002

Parameter	Units	Blank Result	Reporting Limit	Analyzed	Qualifiers
Mercury	ug/L	ND	0.20	05/22/22 15:39	

LABORATORY CONTROL SAMPLE: 3115784

Parameter	Units	Spike Conc.	LCS Result	LCS % Rec	% Rec Limits	Qualifiers
Mercury	ug/L	5	5.1	102	80-120	

MATRIX SPIKE & MATRIX SPIKE DUPLICATE: 3115785 3115786

Parameter	Units	50316148001 Result	MS Spike Conc.	MSD Spike Conc.	MS Result	MSD Result	MS % Rec	MSD % Rec	% Rec Limits	RPD	Max RPD	Qual
Mercury	ug/L	ND	5	5	5.3	5.2	106	103	75-125	3	20	

MATRIX SPIKE & MATRIX SPIKE DUPLICATE: 3115787 3115788

Parameter	Units	50316224003 Result	MS Spike Conc.	MSD Spike Conc.	MS Result	MSD Result	MS % Rec	MSD % Rec	% Rec Limits	RPD	Max RPD	Qual
Mercury	ug/L	ND	5	5	5.1	5.1	102	101	75-125	1	20	

Results presented on this page are in the units indicated by the "Units" column except where an alternate unit is presented to the right of the result.

REPORT OF LABORATORY ANALYSIS

This report shall not be reproduced, except in full,
without the written consent of Pace Analytical Services, LLC.

Pace Analytical Services, LLC
7726 Moller Road
Indianapolis, IN 46268
(317)228-3100

QUALITY CONTROL DATA

Project: Harding St Profile 1 Report 1
Pace Project No.: 50316219

QC Batch: 676911
QC Batch Method: EPA 3010
Analysis Method: EPA 6010
Analysis Description: 6010 MET
Laboratory: Pace Analytical Services - Indianapolis
Associated Lab Samples: 50316219001, 50316219002

METHOD BLANK: 3116499 Matrix: Water
Associated Lab Samples: 50316219001, 50316219002

Parameter	Units	Blank Result	Reporting Limit	Analyzed	Qualifiers
Aluminum	ug/L	ND	200	05/23/22 13:01	
Barium	ug/L	ND	10.0	05/23/22 13:01	
Boron	ug/L	ND	100	05/23/22 13:01	
Cadmium	ug/L	ND	2.0	05/23/22 13:01	
Calcium	ug/L	ND	1000	05/23/22 13:01	
Chromium	ug/L	ND	10.0	05/23/22 13:01	
Iron	ug/L	ND	100	05/23/22 13:01	
Lead	ug/L	ND	10.0	05/23/22 13:01	
Lithium	ug/L	ND	20.0	05/23/22 13:01	
Magnesium	ug/L	ND	1000	05/23/22 13:01	
Manganese	ug/L	ND	10.0	05/23/22 13:01	
Molybdenum	ug/L	ND	10.0	05/23/22 13:01	
Potassium	ug/L	ND	1000	05/23/22 13:01	
Silica	ug/L	ND	450	05/23/22 13:01	N2
Sodium	ug/L	ND	1000	05/23/22 13:01	

LABORATORY CONTROL SAMPLE: 3116500

Parameter	Units	Spike Conc.	LCS Result	LCS % Rec	% Rec Limits	Qualifiers
Aluminum	ug/L	10000	9940	99	80-120	
Barium	ug/L	1000	1080	108	80-120	
Boron	ug/L	1000	1020	102	80-120	
Cadmium	ug/L	1000	986	99	80-120	
Calcium	ug/L	10000	10600	106	80-120	
Chromium	ug/L	1000	991	99	80-120	
Iron	ug/L	10000	10600	106	80-120	
Lead	ug/L	1000	970	97	80-120	
Lithium	ug/L	1000	1030	103	80-120	
Magnesium	ug/L	10000	10100	101	80-120	
Manganese	ug/L	1000	1020	102	80-120	
Molybdenum	ug/L	1000	1040	104	80-120	
Potassium	ug/L	10000	10200	102	80-120	
Silica	ug/L	10700	10400	97	80-120	N2
Sodium	ug/L	10000	10100	101	80-120	

Results presented on this page are in the units indicated by the "Units" column except where an alternate unit is presented to the right of the result.

REPORT OF LABORATORY ANALYSIS

This report shall not be reproduced, except in full,
without the written consent of Pace Analytical Services, LLC.

Pace Analytical Services, LLC
7726 Moller Road
Indianapolis, IN 46268
(317)228-3100

QUALITY CONTROL DATA

Project: Harding St Profile 1 Report 1
Pace Project No.: 50316219

MATRIX SPIKE & MATRIX SPIKE DUPLICATE: 3116501 3116502

Parameter	Units	50316214007 Result	MS Spike Conc.	MSD Spike Conc.	MS Result	MSD Result	MS % Rec	MSD % Rec	% Rec Limits	RPD	Max RPD	Qual
Aluminum	ug/L	ND	10000	10000	10100	10100	100	100	75-125	0	20	
Barium	ug/L	313	1000	1000	1360	1350	104	104	75-125	0	20	
Boron	ug/L	ND	1000	1000	1130	1120	103	102	75-125	1	20	
Cadmium	ug/L	ND	1000	1000	986	981	98	98	75-125	0	20	
Calcium	ug/L	70400	10000	10000	76500	76400	60	59	75-125	0	20	P6
Chromium	ug/L	ND	1000	1000	998	992	100	99	75-125	1	20	
Iron	ug/L	4060	10000	10000	14100	14000	101	100	75-125	1	20	
Lead	ug/L	ND	1000	1000	942	935	94	94	75-125	1	20	
Lithium	ug/L	ND	1000	1000	1060	1060	106	105	75-125	0	20	
Magnesium	ug/L	39300	10000	10000	47100	46800	78	75	75-125	1	20	
Manganese	ug/L	74.2	1000	1000	1050	1040	98	97	75-125	1	20	
Molybdenum	ug/L	35.9	1000	1000	1070	1060	103	103	75-125	0	20	
Potassium	ug/L	1490	10000	10000	11600	11700	101	102	75-125	1	20	
Silica	ug/L	14100	10700	10700	23900	23800	91	90	75-125	0	20	N2
Sodium	ug/L	43900	10000	10000	52400	52600	86	88	75-125	0	20	

Results presented on this page are in the units indicated by the "Units" column except where an alternate unit is presented to the right of the result.

REPORT OF LABORATORY ANALYSIS

This report shall not be reproduced, except in full,
without the written consent of Pace Analytical Services, LLC.

Pace Analytical Services, LLC
7726 Moller Road
Indianapolis, IN 46268
(317)228-3100

QUALITY CONTROL DATA

Project: Harding St Profile 1 Report 1
Pace Project No.: 50316219

QC Batch: 677124
QC Batch Method: EPA 3010
Analysis Method: EPA 6010
Analysis Description: 6010 MET Dissolved
Laboratory: Pace Analytical Services - Indianapolis
Associated Lab Samples: 50316219001, 50316219002

METHOD BLANK: 3117566 Matrix: Water
Associated Lab Samples: 50316219001, 50316219002

Parameter	Units	Blank Result	Reporting Limit	Analyzed	Qualifiers
Manganese, Dissolved	ug/L	ND	10.0	05/21/22 01:56	
Molybdenum, Dissolved	ug/L	ND	10.0	05/21/22 01:56	

LABORATORY CONTROL SAMPLE: 3117567

Parameter	Units	Spike Conc.	LCS Result	LCS % Rec	% Rec Limits	Qualifiers
Manganese, Dissolved	ug/L	1000	951	95	80-120	
Molybdenum, Dissolved	ug/L	1000	1030	103	80-120	

MATRIX SPIKE & MATRIX SPIKE DUPLICATE: 3117568 3117569

Parameter	Units	50316088002 Result	MS Spike Conc.	MSD Spike Conc.	MS Result	MSD Result	MS % Rec	MSD % Rec	% Rec Limits	RPD	Max RPD	Qual
Manganese, Dissolved	ug/L	ND	1000	1000	944	934	94	93	75-125	1	20	
Molybdenum, Dissolved	ug/L	ND	1000	1000	1020	1010	102	101	75-125	1	20	

Results presented on this page are in the units indicated by the "Units" column except where an alternate unit is presented to the right of the result.

REPORT OF LABORATORY ANALYSIS

This report shall not be reproduced, except in full,
without the written consent of Pace Analytical Services, LLC.

Pace Analytical Services, LLC
7726 Moller Road
Indianapolis, IN 46268
(317)228-3100

QUALITY CONTROL DATA

Project: Harding St Profile 1 Report 1
Pace Project No.: 50316219

QC Batch: 676262
QC Batch Method: EPA 200.2
Analysis Method: EPA 6020
Analysis Description: 6020 MET
Laboratory: Pace Analytical Services - Indianapolis
Associated Lab Samples: 50316219001, 50316219002

METHOD BLANK: 3114075 Matrix: Water
Associated Lab Samples: 50316219001, 50316219002

Parameter	Units	Blank Result	Reporting Limit	Analyzed	Qualifiers
Antimony	ug/L	ND	1.0	05/16/22 14:41	
Arsenic	ug/L	ND	1.0	05/16/22 14:41	
Beryllium	ug/L	ND	0.20	05/16/22 14:41	
Cobalt	ug/L	ND	1.0	05/16/22 14:41	
Selenium	ug/L	ND	1.0	05/16/22 14:41	
Thallium	ug/L	ND	1.0	05/16/22 14:41	

LABORATORY CONTROL SAMPLE: 3114076

Parameter	Units	Spike Conc.	LCS Result	LCS % Rec	% Rec Limits	Qualifiers
Antimony	ug/L	40	43.2	108	80-120	
Arsenic	ug/L	40	40.4	101	80-120	
Beryllium	ug/L	40	38.0	95	80-120	
Cobalt	ug/L	40	40.8	102	80-120	
Selenium	ug/L	40	40.6	101	80-120	
Thallium	ug/L	40	42.4	106	80-120	

MATRIX SPIKE & MATRIX SPIKE DUPLICATE: 3114077 3114078

Parameter	Units	50315619003 Result	MS Spike Conc.	MSD Spike Conc.	MS Result	MSD Result	MS % Rec	MSD % Rec	% Rec Limits	RPD	Max RPD	Qual
Antimony	ug/L	0.14J	40	40	43.7	44.8	109	112	75-125	2	20	
Arsenic	ug/L	ND	40	40	38.7	38.3	96	95	75-125	1	20	
Beryllium	ug/L	ND	40	40	39.5	40.8	99	102	75-125	3	20	
Cobalt	ug/L	0.10J	40	40	38.2	39.0	95	97	75-125	2	20	
Selenium	ug/L	2.8	40	40	40.8	40.2	95	93	75-125	2	20	
Thallium	ug/L	ND	40	40	42.4	43.6	106	109	75-125	3	20	

Results presented on this page are in the units indicated by the "Units" column except where an alternate unit is presented to the right of the result.

REPORT OF LABORATORY ANALYSIS

This report shall not be reproduced, except in full,
without the written consent of Pace Analytical Services, LLC.

Pace Analytical Services, LLC
7726 Moller Road
Indianapolis, IN 46268
(317)228-3100

QUALITY CONTROL DATA

Project: Harding St Profile 1 Report 1
Pace Project No.: 50316219

QC Batch: 676826
QC Batch Method: SM 2320B
Analysis Method: SM 2320B
Analysis Description: 2320B Alkalinity
Laboratory: Pace Analytical Services - Indianapolis
Associated Lab Samples: 50316219001, 50316219002

METHOD BLANK: 3116141 Matrix: Water
Associated Lab Samples: 50316219001, 50316219002

Parameter	Units	Blank Result	Reporting Limit	Analyzed	Qualifiers
Alkalinity, Total as CaCO3	mg/L	2.2	2.0	05/18/22 17:48	B
Alkalinity,Bicarbonate (CaCO3)	mg/L	2.2	2.0	05/18/22 17:48	B
Alkalinity,Carbonate (CaCO3)	mg/L	ND	2.0	05/18/22 17:48	

LABORATORY CONTROL SAMPLE: 3116142

Parameter	Units	Spike Conc.	LCS Result	LCS % Rec	% Rec Limits	Qualifiers
Alkalinity, Total as CaCO3	mg/L	50	52.3	105	90-110	

SAMPLE DUPLICATE: 3116143

Parameter	Units	50316216002 Result	Dup Result	RPD	Max RPD	Qualifiers
Alkalinity, Total as CaCO3	mg/L	235	244	4	20	
Alkalinity,Bicarbonate (CaCO3)	mg/L	235	244	4	20	
Alkalinity,Carbonate (CaCO3)	mg/L	ND	ND		20	

SAMPLE DUPLICATE: 3116144

Parameter	Units	50316218009 Result	Dup Result	RPD	Max RPD	Qualifiers
Alkalinity, Total as CaCO3	mg/L	288	285	1	20	
Alkalinity,Bicarbonate (CaCO3)	mg/L	278	274	1	20	
Alkalinity,Carbonate (CaCO3)	mg/L	9.8	10.8	10	20	

Results presented on this page are in the units indicated by the "Units" column except where an alternate unit is presented to the right of the result.

REPORT OF LABORATORY ANALYSIS

This report shall not be reproduced, except in full,
without the written consent of Pace Analytical Services, LLC.

Pace Analytical Services, LLC
7726 Moller Road
Indianapolis, IN 46268
(317)228-3100

QUALITY CONTROL DATA

Project: Harding St Profile 1 Report 1
Pace Project No.: 50316219

QC Batch: 676568
QC Batch Method: SM 2540C
Analysis Method: SM 2540C
Analysis Description: 2540C Total Dissolved Solids
Laboratory: Pace Analytical Services - Indianapolis
Associated Lab Samples: 50316219001, 50316219002

METHOD BLANK: 3115085 Matrix: Water
Associated Lab Samples: 50316219001, 50316219002

Parameter	Units	Blank Result	Reporting Limit	Analyzed	Qualifiers
Total Dissolved Solids	mg/L	ND	10.0	05/17/22 12:50	

LABORATORY CONTROL SAMPLE: 3115086

Parameter	Units	Spike Conc.	LCS Result	LCS % Rec	% Rec Limits	Qualifiers
Total Dissolved Solids	mg/L	300	282	94	80-120	

SAMPLE DUPLICATE: 3115087

Parameter	Units	50316214007 Result	Dup Result	RPD	Max RPD	Qualifiers
Total Dissolved Solids	mg/L	408	399	2	10	

SAMPLE DUPLICATE: 3115088

Parameter	Units	50316218009 Result	Dup Result	RPD	Max RPD	Qualifiers
Total Dissolved Solids	mg/L	399	387	3	10	

Results presented on this page are in the units indicated by the "Units" column except where an alternate unit is presented to the right of the result.

REPORT OF LABORATORY ANALYSIS

This report shall not be reproduced, except in full,
without the written consent of Pace Analytical Services, LLC.

Pace Analytical Services, LLC
7726 Moller Road
Indianapolis, IN 46268
(317)228-3100

QUALITY CONTROL DATA

Project: Harding St Profile 1 Report 1
Pace Project No.: 50316219

QC Batch: 676460
QC Batch Method: SM 4500-H+B
Analysis Method: SM 4500-H+B
Analysis Description: 4500H+B pH
Laboratory: Pace Analytical Services - Indianapolis
Associated Lab Samples: 50316219001, 50316219002

SAMPLE DUPLICATE: 3114756

Parameter	Units	50316224003 Result	Dup Result	RPD	Max RPD	Qualifiers
pH at 25 Degrees C	Std. Units	7.8	7.9	1	2	H3

SAMPLE DUPLICATE: 3114757

Parameter	Units	50316227002 Result	Dup Result	RPD	Max RPD	Qualifiers
pH at 25 Degrees C	Std. Units	6.9	6.9	0	2	H3

Results presented on this page are in the units indicated by the "Units" column except where an alternate unit is presented to the right of the result.

REPORT OF LABORATORY ANALYSIS

This report shall not be reproduced, except in full,
without the written consent of Pace Analytical Services, LLC.

Pace Analytical Services, LLC
7726 Moller Road
Indianapolis, IN 46268
(317)228-3100

QUALITY CONTROL DATA

Project: Harding St Profile 1 Report 1
Pace Project No.: 50316219

QC Batch: 676051
QC Batch Method: SM 4500-S2-D
Analysis Method: SM 4500-S2-D
Analysis Description: 4500S2D Sulfide Water
Laboratory: Pace Analytical Services - Indianapolis
Associated Lab Samples: 50316219001, 50316219002

METHOD BLANK: 3112818 Matrix: Water
Associated Lab Samples: 50316219001, 50316219002

Parameter	Units	Blank Result	Reporting Limit	Analyzed	Qualifiers
Sulfide	mg/L	ND	0.10	05/13/22 11:20	

LABORATORY CONTROL SAMPLE: 3112819

Parameter	Units	Spike Conc.	LCS Result	LCS % Rec	% Rec Limits	Qualifiers
Sulfide	mg/L	0.5	0.50	100	90-110	

MATRIX SPIKE & MATRIX SPIKE DUPLICATE: 3112820 3112821

Parameter	Units	50316088002 Result	MS Spike Conc.	MSD Spike Conc.	MS Result	MSD Result	MS % Rec	MSD % Rec	% Rec Limits	RPD	Max RPD	Qual
Sulfide	mg/L	ND	0.5	0.5	0.51	0.52	102	103	90-110	1	20	

MATRIX SPIKE SAMPLE: 3112822

Parameter	Units	50316146001 Result	Spike Conc.	MS Result	MS % Rec	% Rec Limits	Qualifiers
Sulfide	mg/L	ND	0.5	0.52	104	90-110	

Results presented on this page are in the units indicated by the "Units" column except where an alternate unit is presented to the right of the result.

REPORT OF LABORATORY ANALYSIS

This report shall not be reproduced, except in full,
without the written consent of Pace Analytical Services, LLC.

Pace Analytical Services, LLC
7726 Moller Road
Indianapolis, IN 46268
(317)228-3100

QUALITY CONTROL DATA

Project: Harding St Profile 1 Report 1
Pace Project No.: 50316219

QC Batch: 678174
QC Batch Method: HACH 8146
Analysis Method: HACH 8146
Analysis Description: Iron, Ferrous
Laboratory: Pace Analytical Services - Indianapolis
Associated Lab Samples: 50316219001, 50316219002

METHOD BLANK: 3122311 Matrix: Water
Associated Lab Samples: 50316219001, 50316219002

Parameter	Units	Blank Result	Reporting Limit	Analyzed	Qualifiers
Iron, Ferrous	mg/L	ND	0.20	05/24/22 20:10	H3,N2

LABORATORY CONTROL SAMPLE: 3122312

Parameter	Units	Spike Conc.	LCS Result	LCS % Rec	% Rec Limits	Qualifiers
Iron, Ferrous	mg/L	1	1.0	102	90-110	H3,N2

MATRIX SPIKE & MATRIX SPIKE DUPLICATE: 3122313 3122314

Parameter	Units	50316224003 Result	MS Spike Conc.	MSD Spike Conc.	MS Result	MSD Result	MS % Rec	MSD % Rec	% Rec Limits	RPD	Max RPD	Qual
Iron, Ferrous	mg/L	ND	1	1	1.1	1.1	107	107	90-110	1	20	H3,N2

MATRIX SPIKE SAMPLE: 3122315

Parameter	Units	50316152006 Result	Spike Conc.	MS Result	MS % Rec	% Rec Limits	Qualifiers
Iron, Ferrous	mg/L	5.7	10	16.0	103	90-110	H3,N2

Results presented on this page are in the units indicated by the "Units" column except where an alternate unit is presented to the right of the result.

REPORT OF LABORATORY ANALYSIS

This report shall not be reproduced, except in full,
without the written consent of Pace Analytical Services, LLC.

Pace Analytical Services, LLC
7726 Moller Road
Indianapolis, IN 46268
(317)228-3100

QUALITY CONTROL DATA

Project: Harding St Profile 1 Report 1
Pace Project No.: 50316219

QC Batch: 675779
QC Batch Method: EPA 353.2
Analysis Method: EPA 353.2
Analysis Description: 353.2 Nitrate + Nitrite, Unpres.
Laboratory: Pace Analytical Services - Indianapolis
Associated Lab Samples: 50316219001, 50316219002

METHOD BLANK: 3111592 Matrix: Water
Associated Lab Samples: 50316219001, 50316219002

Parameter	Units	Blank Result	Reporting Limit	Analyzed	Qualifiers
Nitrogen, Nitrate	mg/L	ND	0.10	05/12/22 08:38	
Nitrogen, Nitrite	mg/L	ND	0.10	05/12/22 08:38	

LABORATORY CONTROL SAMPLE: 3111593

Parameter	Units	Spike Conc.	LCS Result	LCS % Rec	% Rec Limits	Qualifiers
Nitrogen, Nitrate	mg/L	1	0.98	98	90-110	
Nitrogen, Nitrite	mg/L	1	0.97	97	90-110	

MATRIX SPIKE SAMPLE: 3111594

Parameter	Units	50316224002 Result	Spike Conc.	MS Result	MS % Rec	% Rec Limits	Qualifiers
Nitrogen, Nitrate	mg/L	ND	1	0.99	97	90-110	
Nitrogen, Nitrite	mg/L	ND	1	0.96	96	90-110	

MATRIX SPIKE & MATRIX SPIKE DUPLICATE: 3111595 3111596

Parameter	Units	50316224003 Result	MS Spike Conc.	MSD Spike Conc.	MS Result	MSD Result	MS % Rec	MSD % Rec	% Rec Limits	RPD	Max RPD	Qual
Nitrogen, Nitrate	mg/L	ND	1	1	1.0	1.0	96	96	90-110	0	20	
Nitrogen, Nitrite	mg/L	ND	1	1	0.96	0.96	95	95	90-110	0	20	

Results presented on this page are in the units indicated by the "Units" column except where an alternate unit is presented to the right of the result.

REPORT OF LABORATORY ANALYSIS

This report shall not be reproduced, except in full,
without the written consent of Pace Analytical Services, LLC.

Pace Analytical Services, LLC
7726 Moller Road
Indianapolis, IN 46268
(317)228-3100

QUALITY CONTROL DATA

Project: Harding St Profile 1 Report 1
Pace Project No.: 50316219

QC Batch: 675807
QC Batch Method: EPA 365.1
Analysis Method: EPA 365.1
Analysis Description: 365.1 Total Phosphorus
Laboratory: Pace Analytical Services - Indianapolis
Associated Lab Samples: 50316219001, 50316219002

METHOD BLANK: 3111708 Matrix: Water
Associated Lab Samples: 50316219001, 50316219002

Parameter	Units	Blank Result	Reporting Limit	Analyzed	Qualifiers
Phosphate as P04	mg/L	ND	0.15	05/14/22 14:32	

LABORATORY CONTROL SAMPLE: 3111709

Parameter	Units	Spike Conc.	LCS Result	LCS % Rec	% Rec Limits	Qualifiers
Phosphate as P04	mg/L		1.4			

MATRIX SPIKE & MATRIX SPIKE DUPLICATE: 3111710 3111711

Parameter	Units	50316224003 Result	MS Spike Conc.	MSD Spike Conc.	MS Result	MSD Result	MS % Rec	MSD % Rec	% Rec Limits	RPD	Max RPD	Qual
Phosphate as P04	mg/L	0.49			1.6	1.6				2		

Results presented on this page are in the units indicated by the "Units" column except where an alternate unit is presented to the right of the result.

REPORT OF LABORATORY ANALYSIS

This report shall not be reproduced, except in full,
without the written consent of Pace Analytical Services, LLC.

Pace Analytical Services, LLC
7726 Moller Road
Indianapolis, IN 46268
(317)228-3100

QUALITY CONTROL DATA

Project: Harding St Profile 1 Report 1
Pace Project No.: 50316219

QC Batch: 677562
QC Batch Method: SM 5310C
Analysis Method: SM 5310C
Analysis Description: 5310C Total Organic Carbon
Laboratory: Pace Analytical Services - Indianapolis
Associated Lab Samples: 50316219001, 50316219002

METHOD BLANK: 3120248 Matrix: Water
Associated Lab Samples: 50316219001, 50316219002

Parameter	Units	Blank Result	Reporting Limit	Analyzed	Qualifiers
Total Organic Carbon	mg/L	ND	1.0	05/21/22 15:50	

LABORATORY CONTROL SAMPLE: 3120249

Parameter	Units	Spike Conc.	LCS Result	LCS % Rec	% Rec Limits	Qualifiers
Total Organic Carbon	mg/L	10	10.1	101	90-110	

MATRIX SPIKE & MATRIX SPIKE DUPLICATE: 3120250 3120251

Parameter	Units	50316218009 Result	MS Spike Conc.	MSD Spike Conc.	MS Result	MSD Result	MS % Rec	MSD % Rec	% Rec Limits	RPD	Max RPD	Qual
Total Organic Carbon	mg/L	4.9	10	10	15.2	15.6	103	107	80-120	2	20	

MATRIX SPIKE SAMPLE: 3120252

Parameter	Units	50316219001 Result	Spike Conc.	MS Result	MS % Rec	% Rec Limits	Qualifiers
Total Organic Carbon	mg/L	ND	10	11.1	102	80-120	

Results presented on this page are in the units indicated by the "Units" column except where an alternate unit is presented to the right of the result.

REPORT OF LABORATORY ANALYSIS

This report shall not be reproduced, except in full,
without the written consent of Pace Analytical Services, LLC.

Pace Analytical Services, LLC
7726 Moller Road
Indianapolis, IN 46268
(317)228-3100

QUALITY CONTROL DATA

Project: Harding St Profile 1 Report 1
Pace Project No.: 50316219

QC Batch: 677651
QC Batch Method: SM 5310C
Analysis Method: SM 5310C
Analysis Description: 5310C Dissolved Organic Carbon
Laboratory: Pace Analytical Services - Indianapolis
Associated Lab Samples: 50316219001, 50316219002

METHOD BLANK: 3120505 Matrix: Water
Associated Lab Samples: 50316219001, 50316219002

Parameter	Units	Blank Result	Reporting Limit	Analyzed	Qualifiers
Dissolved Organic Carbon	mg/L	ND	1.0	05/22/22 22:11	

LABORATORY CONTROL SAMPLE: 3120506

Parameter	Units	Spike Conc.	LCS Result	LCS % Rec	% Rec Limits	Qualifiers
Dissolved Organic Carbon	mg/L	10	10.3	103	90-110	

MATRIX SPIKE & MATRIX SPIKE DUPLICATE: 3120507 3120508

Parameter	Units	50316224003 Result	MS Spike Conc.	MSD Spike Conc.	MS Result	MSD Result	MS % Rec	MSD % Rec	% Rec Limits	RPD	Max RPD	Qual
Dissolved Organic Carbon	mg/L	1.2	10	10	11.8	11.8	107	107	80-120	0	20	

MATRIX SPIKE SAMPLE: 3120509

Parameter	Units	50316227001 Result	Spike Conc.	MS Result	MS % Rec	% Rec Limits	Qualifiers
Dissolved Organic Carbon	mg/L	2.0	10	12.4	104	80-120	

Results presented on this page are in the units indicated by the "Units" column except where an alternate unit is presented to the right of the result.

REPORT OF LABORATORY ANALYSIS

This report shall not be reproduced, except in full,
without the written consent of Pace Analytical Services, LLC.

Pace Analytical Services, LLC
7726 Moller Road
Indianapolis, IN 46268
(317)228-3100

ANALYTICAL RESULTS - RADIOCHEMISTRY

Project: Harding St Profile 1 Report 1
Pace Project No.: 50316219

Sample: MW-11D **Lab ID: 50316219001** Collected: 05/10/22 14:00 Received: 05/11/22 15:45 Matrix: Water
PWS: Site ID: Sample Type:

Parameters	Method	Act ± Unc (MDC) Carr Trac	Units	Analyzed	CAS No.	Qual
	Pace Analytical Services - Greensburg					
Radium-226	EPA 903.1	**0.190 ± 0.248 (0.408) C:NA T:89%**	pCi/L	06/20/22 16:50	13982-63-3	
	Pace Analytical Services - Greensburg					
Radium-228	EPA 904.0	**1.33 ± 0.792 (1.48) C:42% T:89%**	pCi/L	06/09/22 12:52	15262-20-1	
	Pace Analytical Services - Greensburg					
Total Radium	Total Radium Calculation	**1.52 ± 1.04 (1.89)**	pCi/L	06/21/22 14:37	7440-14-4	

REPORT OF LABORATORY ANALYSIS

This report shall not be reproduced, except in full,
without the written consent of Pace Analytical Services, LLC.

Pace Analytical Services, LLC
7726 Moller Road
Indianapolis, IN 46268
(317)228-3100

ANALYTICAL RESULTS - RADIOCHEMISTRY

Project: Harding St Profile 1 Report 1
Pace Project No.: 50316219

Sample: DUP 2 **Lab ID: 50316219002** Collected: 05/10/22 14:00 Received: 05/11/22 15:45 Matrix: Water
PWS: Site ID: Sample Type:

Parameters	Method	Act ± Unc (MDC) Carr Trac	Units	Analyzed	CAS No.	Qual
	Pace Analytical Services - Greensburg					
Radium-226	EPA 903.1	**0.319 ± 0.224 (0.108) C:NA T:87%**	pCi/L	06/20/22 17:09	13982-63-3	
	Pace Analytical Services - Greensburg					
Radium-228	EPA 904.0	**0.572 ± 0.467 (0.931) C:61% T:87%**	pCi/L	06/09/22 12:53	15262-20-1	
	Pace Analytical Services - Greensburg					
Total Radium	Total Radium Calculation	**0.891 ± 0.691 (1.04)**	pCi/L	06/21/22 14:37	7440-14-4	

REPORT OF LABORATORY ANALYSIS

This report shall not be reproduced, except in full,
without the written consent of Pace Analytical Services, LLC.

Pace Analytical Services, LLC
7726 Moller Road
Indianapolis, IN 46268
(317)228-3100

QUALITY CONTROL - RADIOCHEMISTRY

Project: Harding St Profile 1 Report 1
Pace Project No.: 50316219

QC Batch: 506530
QC Batch Method: EPA 903.1
Analysis Method: EPA 903.1
Analysis Description: 903.1 Radium-226
Laboratory: Pace Analytical Services - Greensburg
Associated Lab Samples: 50316219001, 50316219002

METHOD BLANK: 2453870 Matrix: Water
Associated Lab Samples: 50316219001, 50316219002

Parameter	Act ± Unc (MDC) Carr Trac	Units	Analyzed	Qualifiers
Radium-226	-0.0750 ± 0.171 (0.404) C:NA T:87%	pCi/L	06/20/22 16:50	

Results presented on this page are in the units indicated by the "Units" column except where an alternate unit is presented to the right of the result.

REPORT OF LABORATORY ANALYSIS

This report shall not be reproduced, except in full,
without the written consent of Pace Analytical Services, LLC.

Pace Analytical Services, LLC
7726 Moller Road
Indianapolis, IN 46268
(317)228-3100

QUALITY CONTROL - RADIOCHEMISTRY

Project: Harding St Profile 1 Report 1
Pace Project No.: 50316219

QC Batch: 506531
QC Batch Method: EPA 904.0
Analysis Method: EPA 904.0
Analysis Description: 904.0 Radium 228
Laboratory: Pace Analytical Services - Greensburg
Associated Lab Samples: 50316219001, 50316219002

METHOD BLANK: 2453872
Matrix: Water
Associated Lab Samples: 50316219001, 50316219002

Parameter	Act ± Unc (MDC) Carr Trac	Units	Analyzed	Qualifiers
Radium-228	0.641 ± 0.403 (0.744) C:66% T:87%	pCi/L	06/09/22 13:02	

Results presented on this page are in the units indicated by the "Units" column except where an alternate unit is presented to the right of the result.

REPORT OF LABORATORY ANALYSIS

This report shall not be reproduced, except in full,
without the written consent of Pace Analytical Services, LLC.

Pace Analytical Services, LLC
7726 Moller Road
Indianapolis, IN 46268
(317)228-3100

QUALIFIERS

Project: Harding St Profile 1 Report 1
Pace Project No.: 50316219

DEFINITIONS

DF - Dilution Factor, if reported, represents the factor applied to the reported data due to dilution of the sample aliquot.

ND - Not Detected at or above adjusted reporting limit.

TNTC - Too Numerous To Count

J - Estimated concentration above the adjusted method detection limit and below the adjusted reporting limit.

MDL - Adjusted Method Detection Limit.

PQL - Practical Quantitation Limit.

RL - Reporting Limit - The lowest concentration value that meets project requirements for quantitative data with known precision and bias for a specific analyte in a specific matrix.

S - Surrogate

1,2-Diphenylhydrazine decomposes to and cannot be separated from Azobenzene using Method 8270. The result for each analyte is a combined concentration.

Consistent with EPA guidelines, unrounded data are displayed and have been used to calculate % recovery and RPD values.

LCS(D) - Laboratory Control Sample (Duplicate)

MS(D) - Matrix Spike (Duplicate)

DUP - Sample Duplicate

RPD - Relative Percent Difference

NC - Not Calculable.

SG - Silica Gel - Clean-Up

U - Indicates the compound was analyzed for, but not detected.

N-Nitrosodiphenylamine decomposes and cannot be separated from Diphenylamine using Method 8270. The result reported for each analyte is a combined concentration.

Reported results are not rounded until the final step prior to reporting. Therefore, calculated parameters that are typically reported as "Total" may vary slightly from the sum of the reported component parameters.

Act - Activity

Unc - Uncertainty: SDWA = 1.96 sigma count uncertainty, all other matrices = Expanded Uncertainty (95% confidence interval). Gamma Spec = Expanded Uncertainty (95.4% Confidence Interval)

(MDC) - Minimum Detectable Concentration

Trac - Tracer Recovery (%)

Carr - Carrier Recovery (%)

Pace Analytical is TNI accredited. Contact your Pace PM for the current list of accredited analytes.

TNI - The NELAC Institute.

ANALYTE QUALIFIERS

B	Analyte was detected in the associated method blank.
H3	Sample was received or analysis requested beyond the recognized method holding time.
N2	The lab does not hold NELAC/TNI accreditation for this parameter but other accreditations/certifications may apply. A complete list of accreditations/certifications is available upon request.
P6	Matrix spike recovery was outside laboratory control limits due to a parent sample concentration notably higher than the spike level.

This report shall not be reproduced, except in full,
without the written consent of Pace Analytical Services, LLC.

Pace Analytical Services, LLC
7726 Moller Road
Indianapolis, IN 46268
(317)228-3100

QUALITY CONTROL DATA CROSS REFERENCE TABLE

Project: Harding St Profile 1 Report 1
Pace Project No.: 50316219

Lab ID	Sample ID	QC Batch Method	QC Batch	Analytical Method	Analytical Batch
50316219001	**MW-11D**	EPA 9056	677373		
50316219002	**DUP 2**	EPA 9056	677373		
50316219001	**MW-11D**	EPA 3010	676911	EPA 6010	677773
50316219002	**DUP 2**	EPA 3010	676911	EPA 6010	677773
50316219001	**MW-11D**	EPA 3010	677124	EPA 6010	677492
50316219002	**DUP 2**	EPA 3010	677124	EPA 6010	677492
50316219001	**MW-11D**	EPA 200.2	676262	EPA 6020	676349
50316219002	**DUP 2**	EPA 200.2	676262	EPA 6020	676349
50316219001	**MW-11D**	EPA 7470	676749	EPA 7470	676943
50316219002	**DUP 2**	EPA 7470	676749	EPA 7470	676943
50316219001	**MW-11D**	EPA 903.1	506530		
50316219002	**DUP 2**	EPA 903.1	506530		
50316219001	**MW-11D**	EPA 904.0	506531		
50316219002	**DUP 2**	EPA 904.0	506531		
50316219001	**MW-11D**	Total Radium Calculation	513364		
50316219002	**DUP 2**	Total Radium Calculation	513364		
50316219001	**MW-11D**	SM 2320B	676826		
50316219002	**DUP 2**	SM 2320B	676826		
50316219001	**MW-11D**	SM 2540C	676568		
50316219002	**DUP 2**	SM 2540C	676568		
50316219001	**MW-11D**	SM 4500-H+B	676460		
50316219002	**DUP 2**	SM 4500-H+B	676460		
50316219001	**MW-11D**	SM 4500-S2-D	676051		
50316219002	**DUP 2**	SM 4500-S2-D	676051		
50316219001	**MW-11D**	HACH 8146	678174		
50316219002	**DUP 2**	HACH 8146	678174		
50316219001	**MW-11D**	EPA 353.2	675779		
50316219002	**DUP 2**	EPA 353.2	675779		
50316219001	**MW-11D**	EPA 365.1	675807	EPA 365.1	676393
50316219002	**DUP 2**	EPA 365.1	675807	EPA 365.1	676393
50316219001	**MW-11D**	SM 5310C	677562		
50316219002	**DUP 2**	SM 5310C	677562		
50316219001	**MW-11D**	SM 5310C	677651		
50316219002	**DUP 2**	SM 5310C	677651		

This report shall not be reproduced, except in full,
without the written consent of Pace Analytical Services, LLC.

WO# : 50316219

50316219

CHAIN-OF-CUSTODY / Analytical Request Document

The Chain-of-Custody is a LEGAL DOCUMENT. All relevant fields must be completed accurately.

Required Client Info:		Project Information:		Section C Invoice Information:	
Company:	Atlas Indianapolis	Report To:	Mark Breting	Attention:	Accounts Payable - Paula Sedam
Address:	7988 Centerpoint Drive Suite 100	Copy To:		Company Name:	Atlas Indianapolis
	Indianapolis, IN 46256			Address:	
Email:	mark.breting@oneatlas.com	Purchase Order #:		Pace Quote:	
Phone:	(317)579-4082 Fax:	Project Name:	Harding St Profile 1 Report 1	Pace Project Manager:	Hayden Putt
Requested Due Date:		Project #:		Pace Profile #:	10498/15

Regulatory Agency
State / Location
IN

ITEM #	SAMPLE ID (One Character per box. (A-Z, 0-9 / , -) Sample Ids must be unique)	MATRIX CODE (see valid codes to left)	SAMPLE TYPE (G=GRAB C=COMP)	COLLECTED START DATE	COLLECTED START TIME	COLLECTED END DATE	COLLECTED END TIME	SAMPLE TEMP AT COLLECTION	# OF CONTAINERS	Preservatives: Unpreserved	H2SO4	HNO3	HCl	NaOH + ZnAcetate	Na2S2O3	Methanol	Other	Analyses Test Y/N	TDS/ NO3,NO2-Wet	(Cl, F, SO4) by IC	Metals, Total*	Metals Diss. Field Filtered**	Rad-228	Rad-226	Alkalinity, Ferrous Iron, pH	TOC by 5310C	DOC by 5310C	Sulfide	Phosphate	Residual Chlorine (Y/N)	
	MATRIX: Drinking Water DW, Water WT, Waste Water WW, Product P, Soil/Solid SL, Oil OL, Wipe WP, Air AR, Other OT, Tissue TS																	Requested Analysis Filtered (Y/N)				Y					Y				
13	MW-9S	WT							11	3	3	4		1					X	X	X	X	X	X	X	X	X	X		
14	MW-9I	WT							11	3	3	4		1					X	X	X	X	X	X	X	X	X	X		
15	MW-9D	WT							11	3	3	4		1					X	X	X	X	X	X	X	X	X	X		
16	MW-10S	WT							11	3	3	4		1					X	X	X	X	X	X	X	X	X	X		
17	MW-10D	WT							11	3	3	4		1					X	X	X	X	X	X	X	X	X	X		
18	MW-11D	WT	G			5/10/22	1400		11	3	3	4		1					X	X	X	X	X	X	X	X	X	X		GC1
19	MW-12S	WT							11	3	3	4		1					X	X	X	X	X	X	X	X	X	X		
20	MW-11S	WT							11	3	3	4		1					X	X	X	X	X	X	X	X	X	X		
21	MW-12D	WT							11	3	3	4		1					X	X	X	X	X	X	X	X	X	X		
22	MW-13S	WT							11	3	3	4		1					X	X	X	X	X	X	X	X	X	X		
23	MW-13D	WT							11	3	3	4		1					X	X	X	X	X	X	X	X	X	X		
24	MW-14D	WT							11	3	3	4		1					X	X	X	X	X	X	X	X	X	X		

ADDITIONAL COMMENTS	RELINQUISHED BY / AFFILIATION	DATE	TIME	ACCEPTED BY / AFFILIATION	DATE	TIME	SAMPLE CONDITIONS			
* Metals: 6010 (Al, Ba, B, Cd, Cr, Fe, Pb, Mn, Mo, Ca, Mg, Na, K, Li, SiO2)	Mark Breting / ATLAS	5/11/22	0800	[signature] pace	5/11/22	1435				
6020 (Be, Co, As, Se, Sb, Tl) 7470 Hg	[signature]	5/10/22	1545	[signature]	5-11-22	13:45	4.6	y	N	y
** Dissolved FF 6010 (Mo, Mn)										
Alkalinity = (Total , Bicarb & Carb)										

SAMPLER NAME AND SIGNATURE			TEMP in C	Received on Ice (Y/N)	Custody Sealed Cooler (Y/N)	Samples Intact (Y/N)
PRINT Name of SAMPLER:	Kendra Reininger					
SIGNATURE of SAMPLER:	Mark Breting FOR Kendra Reininger	DATE Signed: 5/11/22				

Pace Analytical
WWW.PACELABS.COM

CHAIN-OF-CUSTODY / Analytical Request Document

The Chain-of-Custody is a LEGAL DOCUMENT. All relevant fields must be completed accurately.

Section A – Required Client Information:		Section B – Required Project Information:		Section C – Invoice Information:	
Company:	Atlas Indianapolis	Report To:	Mark Breting	Attention:	Accounts Payable - Paula Sedam
Address:	7988 Centerpoint Drive Suite 100	Copy To:		Company Name:	Atlas Indianapolis
	Indianapolis, IN 46256			Address:	
Email:	mark.breting@oneatlas.com	Purchase Order #:		Pace Quote:	
Phone:	(317)579-4082 Fax:	Project Name:	Harding St Profile 1 Report 1	Pace Project Manager:	Hayden Putt
Requested Due Date:		Project #:		Pace Profile #:	10498/15

Regulatory Agency:

State / Location: IN

ITEM #	SAMPLE ID (One Character per box. (A-Z, 0-9 / , -) Sample Ids must be unique)	MATRIX CODE (see valid codes to left)	SAMPLE TYPE (G=GRAB C=COMP)	COLLECTED START DATE	COLLECTED START TIME	COLLECTED END DATE	COLLECTED END TIME	SAMPLE TEMP AT COLLECTION	# OF CONTAINERS	Preservatives: Unpreserved	H2SO4	HNO3	HCl	NaOH + ZnAcetate	Na2S2O3	Methanol	Other	Analyses Test Y/N	TDS/ NO3,NO2-Wet	(Cl, F, SO4 by IC	Metals, Total*	Metals Diss. Field Filtered**	Rad-228	Rad-226	Alkalinity, Ferrous Iron, pH	TOC by 5310C	DOC by 5310C	Sulfide	Phosphate	Residual Chlorine (Y/N)	
	MATRIX: Drinking Water DW, Water WT, Waste Water WW, Product P, Soil/Solid SL, Oil OL, Wipe WP, Air AR, Other OT, Tissue TS																	Y				Y							
25	MW-15S	WT							11	3	3	4		1					X	X	X	X	X	X	X	X	X	X		
26	MW-15I	WT							11	3	3	4		1					X	X	X	X	X	X	X	X	X	X		
27	MW-15D	WT							11	3	3	4		1					X	X	X	X	X	X	X	X	X	X		
28	DUP 1	WT							11	3	3	4		1					X	X	X	X	X	X	X	X	X	X		
29	DUP 2	WT	G			5/10/22	0000		11	3	3	4		1					X	X	X	X	X	X	X	X	X	X		002
30	Field Blank 1	WT							9	3	2	3		1					X	X	X		X	X	X	X		X		
31																														
32																														
33																														
34																														
35																														
36																														

ADDITIONAL COMMENTS	RELINQUISHED BY / AFFILIATION	DATE	TIME	ACCEPTED BY / AFFILIATION	DATE	TIME	SAMPLE CONDITIONS			
* Metals: 6010 (Al, Ba, B, Cd, Cr, Fe, Pb, Mn, Mo, Ca, Mg, Na, K, Li, SiO2)	Mark Breting for Pace	5/11/22	0800	Pace	5/11/22	1430				
6020 (Be, Co, As, Se, Sb, Tl) 7470 Hg	Pace	5/11/22	1545		5-11-22	15:45	4.6	y	N	y
** Dissolved FF 6010 (Mo, Mn)										
Alkalinity = (Total , Bicarb & Carb)										

SAMPLER NAME AND SIGNATURE			TEMP in C	Received on Ice (Y/N)	Custody Sealed Cooler (Y/N)	Samples Intact (Y/N)
PRINT Name of SAMPLER:	Kenden Reininga					
SIGNATURE of SAMPLER:	Mark Breting for Ken	DATE Signed: 5/11/22				
	Kenden Reininga					

SAMPLE CONDITION UPON RECEIPT FORM

Date/Time and Initials of person examining contents: RC 5-11-22 16:03

1. **Courier:** ☐ FED EX ☐ UPS ☐ CLIENT ☑ PACE ☐ USPS ☐ OTHER _____

2. **Custody Seal on Cooler/Box Present:** ☐ Yes ☑ No

(If yes)Seals Intact: ☐ Yes ☐ No **(leave blank if no seals were present)**

3. **Thermometer:** 1 2 3 4 5 6 A B C D E F

4. **Cooler Temperature(s):** 5.2/4.6 | | | |
(Initial/Corrected) RECORD TEMPS OF ALL COOLERS RECEIVED (use Comments below to add more)

5. **Packing Material:** ☐ Bubble Wrap ☑ Bubble Bags ☐ None ☐ Other _____

6. **Ice Type:** ☑ Wet ☐ Blue ☐ None

7. **If temp. is over 6°C or under 0°C, was the PM notified?:** ☐ Yes ☐ No
Cooler temp should be above freezing to 6°C

All discrepancies will be written out in the comments section below.

	Yes	No
USDA Regulated Soils? (HI, ID, NY, WA, OR,CA, NM, TX, OK, AR, LA, TN, AL, MS, NC, SC, GA, FL, or Puerto Rico)		✓
Short Hold Time Analysis (48 hours or less)? **Analysis:** NO_3/NO_2	✓	
Time 5035A TC placed in Freezer or Short Holds To Lab	Time: 1630	✓
Rush TAT Requested (4 days or less):		✓
Custody Signatures Present?	✓	
Containers Intact?:	✓	
Sample Label (IDs/Dates/Times) Match COC?: Except TCs, which only require sample ID	✓	
Extra labels on Terracore Vials? (soils only)		

	Yes	No	N/A
All containers needing acid/base preservation have been pH CHECKED?: **Exceptions: VOA, coliform, LLHg, O&G, RAD CHEM, and any container with a septum cap or preserved with HCl.** Circle: **HNO3 (<2)** **H2SO4 (<2)** **NaOH (>10)** **NaOH/ZnAc (>9)** Any non-conformance to pH recommendations will be noted on the container count form	✓		
	Present	Absent	N/A
Residual Chlorine Check (SVOC 625 Pest/PCB 608)			✓
Residual Chlorine Check (Total/Amenable/Free Cyanide)			✓
Headspace Wisconsin Sulfide?			✓
	Present	Absent	No VOA Vials Sent
Headspace in VOA Vials (>6mm): See Containter Count form for details			✓
Trip Blank Present?		✓	
Trip Blank Custody Seals?:			✓

COMMENTS:

COC PAGE 1 of 2

Sample Container Count

** Place a RED dot on containers that are out of conformance **

COC Line Item	WGFU	SBS / DI / MeOH (only) / BK / Kit R	DG9H VG9H	VOA VIAL HS (>6mm)	VG9U	DG9U	VG9T	AG0U	AG1H	AG1U	AG2U	AG3S	AG3SF	AG3C	BP1U	BP1N	BP2U	BP3U	BP3N	BP3F	BP3S	BP3B	BP3Z	CG3H	Syringe Kit			Matrix	HNO3/ H2SO4 pH <2	NaOH/ ZNAc pH >9	NaOH pH>10
1																															
2																															
3																															
4																															
5																															
6												1	1			2	1	2	1	1	1		1					WT	✓	✓	
7																															
8																															
9																															
10																															
11																															
12																															

Container Codes

Glass

DG9H	40mL HCl amber voa vial	BG1T	1L Na Thiosulfate clear glass	BP1B	1L NaOH plastic
DG9P	40mL TSP amber vial	BG1U	1L unpreserved glass	BP1N	1L HNO3 plastic
DG9S	40mL H2SO4 amber vial	BG3H	250mL HCl Clear Glass	BP1S	1L H2SO4 plastic
DG9T	40mL Na Thio amber vial	BG3U	250mL Unpres Clear Glass	BP1U	1L unpreserved plastic
DG9U	40mL unpreserved amber vial	AG0U	100mL unpres amber glass	BP1Z	1L NaOH, Zn, Ac
VG9H	40mL HCl clear vial	AG1H	1L HCl amber glass	BP2N	500mL HNO3 plastic
VG9T	40mL Na Thio. clear vial	AG1S	1L H2SO4 amber glass	BP2C	500mL NaOH plastic
VG9U	40mL unpreserved clear vial	AG1T	1L Na Thiosulfate amber glass	BP2S	500mL H2SO4 plastic
I	40mL w/hexane wipe vial	AG1U	1liter unpres amber glass	BP2U	500mL unpreserved plastic
WGKU	8oz unpreserved clear jar	AG2N	500mL HNO3 amber glass	BP2Z	500mL NaOH, Zn Ac
WGFU	4oz clear soil jar	AG2S	500mL H2SO4 amber glass	BP3B	250mL NaOH plastic
JGFU	4oz unpreserved amber wide	AG2U	500mL unpres amber glass	BP3N	250mL HNO3 plastic
CG3H	250mL clear glass HCl	AG3S	250mL H2SO4 amber glass	BP3F	250mL HNO3 plastic-field filtered
BG1H	1L HCl clear glass	AG3SF	250mL H2SO4 amb glass -field filtered	BP3U	250mL unpreserved plastic
BG1S	1L H2SO4 clear glass	AG3U	250mL unpres amber glass	BP3S	250mL H2SO4 plastic
GN	General	AG3C	250mL NaOH amber glass	BP3Z	250mL NaOH, ZnAc plastic

Plastic / Misc.

BP4U	125mL unpreserved plastic
BP4N	125mL HNO3 plastic
BP4S	125mL H2SO4 plastic

Syringe Kit	LL Cr+6 sampling kit

AF	Air Filter
C	Air Cassettes
R	Terracore kit
SP5T	120mL Coliform Na Thiosulfate
U	Summa Can
ZPLC	Ziploc Bag

WT		Water	
SL		Solid	
NAL	OL	Non-aqueous liquid	Oil
WP		Wipe	

COC PAGE 2 of 2

Sample Container Count

SBS
DI
MeOH (only)
BK
Kit

** Place a RED dot on containers that are out of conformance **

COC Line Item	WGFU	R	DG9H VG9H	VOA VIAL HS (>6mm)	VG9U	DG9U	VG9T	AG0U	AG1H	AG1U	AG2U	AG3S	AG3SF	AG3C	BP1U	BP1N	BP2U	BP3U	BP3N	BP3F	BP3S	BP3B	BP3Z	CG3H	Syringe Kit			Matrix	HNO3/ H2SO4 pH <2	NaOH/ ZNAc pH >9	NaOH pH>10
1																															
2																															
3																															
4																															
5												1	1			2	1	2	1	1	1		1					WT	✓	✓	
6																															
7																															
8																															
9																															
10																															
11																															
12																															

Container Codes

Glass

DG9H	40mL HCl amber voa vial	BG1T	1L Na Thiosulfate clear glass	BP1B	1L NaOH plastic
DG9P	40mL TSP amber vial	BG1U	1L unpreserved glass	BP1N	1L HNO3 plastic
DG9S	40mL H2SO4 amber vial	BG3H	250mL HCl Clear Glass	BP1S	1L H2SO4 plastic
DG9T	40mL Na Thio amber vial	BG3U	250mL Unpres Clear Glass	BP1U	1L unpreserved plastic
DG9U	40mL unpreserved amber vial	AG0U	100mL unpres amber glass	BP1Z	1L NaOH, Zn, Ac
VG9H	40mL HCl clear vial	AG1H	1L HCl amber glass	BP2N	500mL HNO3 plastic
VG9T	40mL Na Thio. clear vial	AG1S	1L H2SO4 amber glass	BP2C	500mL NaOH plastic
VG9U	40mL unpreserved clear vial	AG1T	1L Na Thiosulfate amber glass	BP2S	500mL H2SO4 plastic
I	40mL w/hexane wipe vial	AG1U	1liter unpres amber glass	BP2U	500mL unpreserved plastic
WGKU	8oz unpreserved clear jar	AG2N	500mL HNO3 amber glass	BP2Z	500mL NaOH, Zn Ac
WGFU	4oz clear soil jar	AG2S	500mL H2SO4 amber glass	BP3B	250mL NaOH plastic
JGFU	4oz unpreserved amber wide	AG2U	500mL unpres amber glass	BP3N	250mL HNO3 plastic
CG3H	250mL clear glass HCl	AG3S	250mL H2SO4 amber glass	BP3F	250mL HNO3 plastic-field filtered
BG1H	1L HCl clear glass	AG3SF	250mL H2SO4 amb glass -field filtered	BP3U	250mL unpreserved plastic
BG1S	1L H2SO4 clear glass	AG3U	250mL unpres amber glass	BP3S	250mL H2SO4 plastic
GN	General	AG3C	250mL NaOH amber glass	BP3Z	250mL NaOH, ZnAc plastic

Plastic / Misc.

BP4U	125mL unpreserved plastic
BP4N	125mL HNO3 plastic
BP4S	125mL H2SO4 plastic

Syringe Kit	LL Cr+6 sampling kit

AF	Air Filter
C	Air Cassettes
R	Terracore kit
SP5T	120mL Coliform Na Thiosulfate
U	Summa Can
ZPLC	Ziploc Bag

WT		Water	
SL		Solid	
NAL	OL	Non-aqueous liquid	Oil
WP		Wipe	

Pace Analytical Services, LLC
7726 Moller Road
Indianapolis, IN 46268
(317)228-3100

August 01, 2022

Mr. Mark Breting
ATC Group Services
7988 Centerpoint Drive
Suite 100
Indianapolis, IN 46256

RE: Project: Harding St Profile 1 Report 2
Pace Project No.: 50316220

Dear Mr. Breting:

Enclosed are the analytical results for sample(s) received by the laboratory on May 11, 2022. The results relate only to the samples included in this report. Results reported herein conform to the applicable TNI/NELAC Standards and the laboratory's Quality Manual, where applicable, unless otherwise noted in the body of the report.

The test results provided in this final report were generated by each of the following laboratories within the Pace Network:

- Pace Analytical Services - Indianapolis
- Pace Analytical Services - Greensburg

If you have any questions concerning this report, please feel free to contact me.

Sincerely,

Hayden Putt
hayden.putt@pacelabs.com
(317)228-3145
Project Manager

Enclosures

cc: Mr. Robert Miller, Haley & Aldrich

This report shall not be reproduced, except in full,
without the written consent of Pace Analytical Services, LLC.

Pace Analytical Services, LLC
7726 Moller Road
Indianapolis, IN 46268
(317)228-3100

CERTIFICATIONS

Project: Harding St Profile 1 Report 2
Pace Project No.: 50316220

Pace Analytical Services Pennsylvania

1638 Roseytown Rd Suites 2,3&4, Greensburg, PA 15601
ANAB DOD-ELAP Rad Accreditation #: L2417
Alabama Certification #: 41590
Arizona Certification #: AZ0734
Arkansas Certification
California Certification #: 04222CA
Colorado Certification #: PA01547
Connecticut Certification #: PH-0694
Delaware Certification
EPA Region 4 DW Rad
Florida/TNI Certification #: E87683
Georgia Certification #: C040
Florida: Cert E871149 SEKS WET
Guam Certification
Hawaii Certification
Idaho Certification
Illinois Certification
Indiana Certification
Iowa Certification #: 391
Kansas/TNI Certification #: E-10358
Kentucky Certification #: KY90133
KY WW Permit #: KY0098221
KY WW Permit #: KY0000221
Louisiana DHH/TNI Certification #: LA180012
Louisiana DEQ/TNI Certification #: 4086
Maine Certification #: 2017020
Maryland Certification #: 308
Massachusetts Certification #: M-PA1457
Michigan/PADEP Certification #: 9991
Missouri Certification #: 235
Montana Certification #: Cert0082
Nebraska Certification #: NE-OS-29-14
Nevada Certification #: PA014572018-1
New Hampshire/TNI Certification #: 297617
New Jersey/TNI Certification #: PA051
New Mexico Certification #: PA01457
New York/TNI Certification #: 10888
North Carolina Certification #: 42706
North Dakota Certification #: R-190
Ohio EPA Rad Approval: #41249
Oregon/TNI Certification #: PA200002-010
Pennsylvania/TNI Certification #: 65-00282
Puerto Rico Certification #: PA01457
Rhode Island Certification #: 65-00282
South Dakota Certification
Tennessee Certification #: 02867
Texas/TNI Certification #: T104704188-17-3
Utah/TNI Certification #: PA014572017-9
USDA Soil Permit #: P330-17-00091
Vermont Dept. of Health: ID# VT-0282
Virgin Island/PADEP Certification
Virginia/VELAP Certification #: 460198
Washington Certification #: C868
West Virginia DEP Certification #: 143
West Virginia DHHR Certification #: 9964C
Wisconsin Approve List for Rad
Wyoming Certification #: 8TMS-L

Pace Analytical Services Indianapolis

7726 Moller Road, Indianapolis, IN 46268
Illinois Accreditation #: 200074
Indiana Drinking Water Laboratory #: C-49-06
Kansas/TNI Certification #: E-10177
Kentucky UST Agency Interest #: 80226
Kentucky WW Laboratory ID #: 98019
Michigan Drinking Water Laboratory #9050
Ohio VAP Certified Laboratory #: CL0065
Oklahoma Laboratory #: 9204
Texas Certification #: T104704355
Wisconsin Laboratory #: 999788130
USDA Soil Permit #: P330-19-00257

This report shall not be reproduced, except in full,
without the written consent of Pace Analytical Services, LLC.

Pace Analytical Services, LLC
7726 Moller Road
Indianapolis, IN 46268
(317)228-3100

SAMPLE SUMMARY

Project: Harding St Profile 1 Report 2
Pace Project No.: 50316220

Lab ID	Sample ID	Matrix	Date Collected	Date Received
50316220001	**MW-108S**	Water	05/10/22 12:40	05/11/22 15:45
50316220002	**MW-108D**	Water	05/10/22 13:45	05/11/22 15:45

This report shall not be reproduced, except in full,
without the written consent of Pace Analytical Services, LLC.

Pace Analytical Services, LLC
7726 Moller Road
Indianapolis, IN 46268
(317)228-3100

SAMPLE ANALYTE COUNT

Project: Harding St Profile 1 Report 2
Pace Project No.: 50316220

Lab ID	Sample ID	Method	Analysts	Analytes Reported	Laboratory
50316220001	**MW-108S**	EPA 9056	RMR	3	PASI-I
		EPA 6010	DJS	15	PASI-I
		EPA 6010	JPK	2	PASI-I
		EPA 6020	CAW	4	PASI-I
		EPA 903.1	SLC	1	PASI-PA
		EPA 904.0	JSM	1	PASI-PA
		Total Radium Calculation	JAL	1	PASI-PA
		SM 2320B	SLB	3	PASI-I
		SM 2540C	BSW	1	PASI-I
		SM 4500-H+B	SWJ	1	PASI-I
		SM 4500-S2-D	SWJ	1	PASI-I
		HACH 8146	ZM	1	PASI-I
		EPA 353.2	OAS	2	PASI-I
		EPA 365.1	ZM	1	PASI-I
		SM 5310C	ZM	1	PASI-I
		SM 5310C	ZM	1	PASI-I
50316220002	**MW-108D**	EPA 9056	RMR	3	PASI-I
		EPA 6010	DJS	15	PASI-I
		EPA 6010	JPK	2	PASI-I
		EPA 6020	CAW	4	PASI-I
		EPA 903.1	SLC	1	PASI-PA
		EPA 904.0	JSM	1	PASI-PA
		Total Radium Calculation	JAL	1	PASI-PA
		SM 2320B	SLB	3	PASI-I
		SM 2540C	BSW	1	PASI-I
		SM 4500-H+B	SWJ	1	PASI-I
		SM 4500-S2-D	SWJ	1	PASI-I
		HACH 8146	ZM	1	PASI-I
		EPA 353.2	OAS	2	PASI-I
		EPA 365.1	ZM	1	PASI-I
		SM 5310C	ZM	1	PASI-I
		SM 5310C	ZM	1	PASI-I

PASI-I = Pace Analytical Services - Indianapolis
PASI-PA = Pace Analytical Services - Greensburg

REPORT OF LABORATORY ANALYSIS

This report shall not be reproduced, except in full,
without the written consent of Pace Analytical Services, LLC.

Pace Analytical Services, LLC
7726 Moller Road
Indianapolis, IN 46268
(317)228-3100

SUMMARY OF DETECTION

Project: Harding St Profile 1 Report 2
Pace Project No.: 50316220

Lab Sample ID / Method	Client Sample ID / Parameters	Result	Units	Report Limit	Analyzed	Qualifiers
50316220001	**MW-108S**					
EPA 9056	Chloride	181	mg/L	25.0	05/21/22 02:17	
EPA 9056	Fluoride	0.65	mg/L	0.10	05/21/22 01:43	
EPA 9056	Sulfate	959	mg/L	25.0	05/21/22 02:17	
EPA 6010	Barium	38.7	ug/L	10.0	05/23/22 13:55	
EPA 6010	Boron	2300	ug/L	100	05/23/22 13:55	
EPA 6010	Calcium	288000	ug/L	2000	05/23/22 14:11	
EPA 6010	Iron	4850	ug/L	100	05/23/22 13:55	
EPA 6010	Lithium	79.3	ug/L	20.0	05/23/22 13:55	
EPA 6010	Magnesium	100000	ug/L	1000	05/23/22 13:55	
EPA 6010	Manganese	556	ug/L	10.0	05/23/22 13:55	
EPA 6010	Molybdenum	108	ug/L	10.0	05/23/22 13:55	
EPA 6010	Potassium	13700	ug/L	1000	05/23/22 13:55	
EPA 6010	Silica	14200	ug/L	450	05/23/22 13:55	N2
EPA 6010	Sodium	182000	ug/L	1000	05/23/22 13:55	
EPA 6010	Manganese, Dissolved	536	ug/L	10.0	05/21/22 02:48	
EPA 6010	Molybdenum, Dissolved	107	ug/L	10.0	05/21/22 02:48	
EPA 903.1	Radium-226	0.296 ± 0.274 (0.399) C:NA T:85%	pCi/L		06/20/22 17:09	
EPA 904.0	Radium-228	0.364 ± 0.530 (1.14) C:55% T:85%	pCi/L		06/09/22 12:56	
Total Radium Calculation	Total Radium	0.660 ± 0.804 (1.54)	pCi/L		06/21/22 14:37	
SM 2320B	Alkalinity, Total as CaCO3	337	mg/L	2.0	05/18/22 17:48	
SM 2320B	Alkalinity,Bicarbonate (CaCO3)	337	mg/L	2.0	05/18/22 17:48	
SM 2540C	Total Dissolved Solids	1960	mg/L	40.0	05/17/22 12:57	
SM 4500-H+B	pH at 25 Degrees C	7.1	Std. Units	0.10	05/16/22 14:37	H3
EPA 365.1	Phosphate as P04	0.15	mg/L	0.15	05/14/22 14:36	
SM 5310C	Total Organic Carbon	1.3	mg/L	1.0	05/21/22 21:21	
SM 5310C	Dissolved Organic Carbon	1.6	mg/L	1.0	05/22/22 23:25	
50316220002	**MW-108D**					
EPA 9056	Chloride	217	mg/L	25.0	05/21/22 03:08	
EPA 9056	Fluoride	0.41	mg/L	0.10	05/21/22 02:34	
EPA 9056	Sulfate	712	mg/L	25.0	05/21/22 03:08	
EPA 6010	Barium	43.1	ug/L	10.0	05/23/22 13:57	
EPA 6010	Boron	5800	ug/L	100	05/23/22 13:57	
EPA 6010	Calcium	226000	ug/L	2000	05/23/22 14:13	
EPA 6010	Iron	5800	ug/L	100	05/23/22 13:57	
EPA 6010	Lithium	81.0	ug/L	20.0	05/23/22 13:57	
EPA 6010	Magnesium	61800	ug/L	1000	05/23/22 13:57	
EPA 6010	Manganese	393	ug/L	10.0	05/23/22 13:57	
EPA 6010	Molybdenum	150	ug/L	10.0	05/23/22 13:57	
EPA 6010	Potassium	13100	ug/L	1000	05/23/22 13:57	
EPA 6010	Silica	14100	ug/L	450	05/23/22 13:57	N2

REPORT OF LABORATORY ANALYSIS

This report shall not be reproduced, except in full,
without the written consent of Pace Analytical Services, LLC.

Pace Analytical Services, LLC
7726 Moller Road
Indianapolis, IN 46268
(317)228-3100

SUMMARY OF DETECTION

Project: Harding St Profile 1 Report 2
Pace Project No.: 50316220

Lab Sample ID / Method	Client Sample ID / Parameters	Result	Units	Report Limit	Analyzed	Qualifiers
50316220002	**MW-108D**					
EPA 6010	Sodium	192000	ug/L	1000	05/23/22 13:57	
EPA 6010	Manganese, Dissolved	384	ug/L	10.0	05/21/22 02:50	
EPA 6010	Molybdenum, Dissolved	153	ug/L	10.0	05/21/22 02:50	
EPA 903.1	Radium-226	0.385 ± 0.270 (0.325) C:NA T:100%	pCi/L		06/20/22 17:09	
EPA 904.0	Radium-228	1.08 ± 0.618 (1.14) C:50% T:100%	pCi/L		06/09/22 12:56	
Total Radium Calculation	Total Radium	1.47 ± 0.888 (1.47)	pCi/L		06/21/22 14:37	
SM 2320B	Alkalinity, Total as CaCO3	258	mg/L	2.0	05/18/22 17:48	
SM 2320B	Alkalinity,Bicarbonate (CaCO3)	258	mg/L	2.0	05/18/22 17:48	
SM 2540C	Total Dissolved Solids	1610	mg/L	20.0	05/17/22 12:57	
SM 4500-H+B	pH at 25 Degrees C	7.4	Std. Units	0.10	05/16/22 14:39	H3
EPA 353.2	Nitrogen, Nitrate	0.25	mg/L	0.10	05/12/22 09:08	
EPA 365.1	Phosphate as P04	0.25	mg/L	0.15	05/14/22 14:37	
SM 5310C	Total Organic Carbon	1.5	mg/L	1.0	05/21/22 21:34	
SM 5310C	Dissolved Organic Carbon	1.9	mg/L	1.0	05/22/22 23:38	

This report shall not be reproduced, except in full,
without the written consent of Pace Analytical Services, LLC.

Pace Analytical Services, LLC
7726 Moller Road
Indianapolis, IN 46268
(317)228-3100

ANALYTICAL RESULTS

Project: Harding St Profile 1 Report 2
Pace Project No.: 50316220

Sample: MW-108S **Lab ID: 50316220001** Collected: 05/10/22 12:40 Received: 05/11/22 15:45 Matrix: Water

Parameters	Results	Units	Report Limit	DF	Prepared	Analyzed	CAS No.	Qual
9056 IC Anions	Analytical Method: EPA 9056							
	Pace Analytical Services - Indianapolis							
Chloride	**181**	mg/L	25.0	100		05/21/22 02:17	16887-00-6	
Fluoride	**0.65**	mg/L	0.10	1		05/21/22 01:43	16984-48-8	
Sulfate	**959**	mg/L	25.0	100		05/21/22 02:17	14808-79-8	
6010 MET ICP	Analytical Method: EPA 6010 Preparation Method: EPA 3010							
	Pace Analytical Services - Indianapolis							
Aluminum	ND	ug/L	200	1	05/19/22 14:22	05/23/22 13:55	7429-90-5	
Barium	**38.7**	ug/L	10.0	1	05/19/22 14:22	05/23/22 13:55	7440-39-3	
Boron	**2300**	ug/L	100	1	05/19/22 14:22	05/23/22 13:55	7440-42-8	
Cadmium	ND	ug/L	2.0	1	05/19/22 14:22	05/23/22 13:55	7440-43-9	
Calcium	**288000**	ug/L	2000	2	05/19/22 14:22	05/23/22 14:11	7440-70-2	
Chromium	ND	ug/L	10.0	1	05/19/22 14:22	05/23/22 13:55	7440-47-3	
Iron	**4850**	ug/L	100	1	05/19/22 14:22	05/23/22 13:55	7439-89-6	
Lead	ND	ug/L	10.0	1	05/19/22 14:22	05/23/22 13:55	7439-92-1	
Lithium	**79.3**	ug/L	20.0	1	05/19/22 14:22	05/23/22 13:55	7439-93-2	
Magnesium	**100000**	ug/L	1000	1	05/19/22 14:22	05/23/22 13:55	7439-95-4	
Manganese	**556**	ug/L	10.0	1	05/19/22 14:22	05/23/22 13:55	7439-96-5	
Molybdenum	**108**	ug/L	10.0	1	05/19/22 14:22	05/23/22 13:55	7439-98-7	
Potassium	**13700**	ug/L	1000	1	05/19/22 14:22	05/23/22 13:55	7440-09-7	
Silica	**14200**	ug/L	450	1	05/19/22 14:22	05/23/22 13:55	7631-86-9	N2
Sodium	**182000**	ug/L	1000	1	05/19/22 14:22	05/23/22 13:55	7440-23-5	
6010 MET ICP, Dissolved	Analytical Method: EPA 6010 Preparation Method: EPA 3010							
	Pace Analytical Services - Indianapolis							
Manganese, Dissolved	**536**	ug/L	10.0	1	05/20/22 06:45	05/21/22 02:48	7439-96-5	
Molybdenum, Dissolved	**107**	ug/L	10.0	1	05/20/22 06:45	05/21/22 02:48	7439-98-7	
6020 MET ICPMS	Analytical Method: EPA 6020 Preparation Method: EPA 200.2							
	Pace Analytical Services - Indianapolis							
Antimony	ND	ug/L	1.0	1	05/15/22 12:00	05/16/22 20:38	7440-36-0	
Arsenic	ND	ug/L	1.0	1	05/15/22 12:00	05/16/22 20:38	7440-38-2	
Cobalt	ND	ug/L	1.0	1	05/15/22 12:00	05/16/22 20:38	7440-48-4	
Selenium	ND	ug/L	1.0	1	05/15/22 12:00	05/16/22 20:38	7782-49-2	
2320B Alkalinity	Analytical Method: SM 2320B							
	Pace Analytical Services - Indianapolis							
Alkalinity, Total as CaCO3	**337**	mg/L	2.0	1		05/18/22 17:48		
Alkalinity,Bicarbonate (CaCO3)	**337**	mg/L	2.0	1		05/18/22 17:48		
Alkalinity,Carbonate (CaCO3)	ND	mg/L	2.0	1		05/18/22 17:48		
2540C Total Dissolved Solids	Analytical Method: SM 2540C							
	Pace Analytical Services - Indianapolis							
Total Dissolved Solids	**1960**	mg/L	40.0	1		05/17/22 12:57		

REPORT OF LABORATORY ANALYSIS

This report shall not be reproduced, except in full,
without the written consent of Pace Analytical Services, LLC.

Pace Analytical Services, LLC
7726 Moller Road
Indianapolis, IN 46268
(317)228-3100

ANALYTICAL RESULTS

Project: Harding St Profile 1 Report 2
Pace Project No.: 50316220

Sample: MW-108S **Lab ID: 50316220001** Collected: 05/10/22 12:40 Received: 05/11/22 15:45 Matrix: Water

Parameters	Results	Units	Report Limit	DF	Prepared	Analyzed	CAS No.	Qual
4500H+ pH, Electrometric	Analytical Method: SM 4500-H+B Pace Analytical Services - Indianapolis							
pH at 25 Degrees C	**7.1**	Std. Units	0.10	1		05/16/22 14:37		H3
4500S2D Sulfide Water	Analytical Method: SM 4500-S2-D Pace Analytical Services - Indianapolis							
Sulfide	ND	mg/L	0.10	1		05/13/22 13:06	18496-25-8	
Iron, Ferrous	Analytical Method: HACH 8146 Pace Analytical Services - Indianapolis							
Iron, Ferrous	ND	mg/L	0.20	1		05/24/22 20:14	15438-31-0	H3,N2
353.2 Nitrogen, NO2/NO3 unpres	Analytical Method: EPA 353.2 Pace Analytical Services - Indianapolis							
Nitrogen, Nitrate	ND	mg/L	0.10	1		05/12/22 08:55	14797-55-8	
Nitrogen, Nitrite	ND	mg/L	0.10	1		05/12/22 08:55	14797-65-0	
365.1 Total Phosphorus	Analytical Method: EPA 365.1 Preparation Method: EPA 365.1 Pace Analytical Services - Indianapolis							
Phosphate as P04	**0.15**	mg/L	0.15	1	05/12/22 11:30	05/14/22 14:36		
5310C TOC	Analytical Method: SM 5310C Pace Analytical Services - Indianapolis							
Total Organic Carbon	**1.3**	mg/L	1.0	1		05/21/22 21:21	7440-44-0	
5310C Dissolved Organic Carbon	Analytical Method: SM 5310C Pace Analytical Services - Indianapolis							
Dissolved Organic Carbon	**1.6**	mg/L	1.0	1		05/22/22 23:25		

REPORT OF LABORATORY ANALYSIS

This report shall not be reproduced, except in full,
without the written consent of Pace Analytical Services, LLC.

Pace Analytical Services, LLC
7726 Moller Road
Indianapolis, IN 46268
(317)228-3100

ANALYTICAL RESULTS

Project: Harding St Profile 1 Report 2
Pace Project No.: 50316220

Sample: MW-108D **Lab ID: 50316220002** Collected: 05/10/22 13:45 Received: 05/11/22 15:45 Matrix: Water

Parameters	Results	Units	Report Limit	DF	Prepared	Analyzed	CAS No.	Qual
9056 IC Anions	Analytical Method: EPA 9056							
	Pace Analytical Services - Indianapolis							
Chloride	**217**	mg/L	25.0	100		05/21/22 03:08	16887-00-6	
Fluoride	**0.41**	mg/L	0.10	1		05/21/22 02:34	16984-48-8	
Sulfate	**712**	mg/L	25.0	100		05/21/22 03:08	14808-79-8	
6010 MET ICP	Analytical Method: EPA 6010 Preparation Method: EPA 3010							
	Pace Analytical Services - Indianapolis							
Aluminum	ND	ug/L	200	1	05/19/22 14:22	05/23/22 13:57	7429-90-5	
Barium	**43.1**	ug/L	10.0	1	05/19/22 14:22	05/23/22 13:57	7440-39-3	
Boron	**5800**	ug/L	100	1	05/19/22 14:22	05/23/22 13:57	7440-42-8	
Cadmium	ND	ug/L	2.0	1	05/19/22 14:22	05/23/22 13:57	7440-43-9	
Calcium	**226000**	ug/L	2000	2	05/19/22 14:22	05/23/22 14:13	7440-70-2	
Chromium	ND	ug/L	10.0	1	05/19/22 14:22	05/23/22 13:57	7440-47-3	
Iron	**5800**	ug/L	100	1	05/19/22 14:22	05/23/22 13:57	7439-89-6	
Lead	ND	ug/L	10.0	1	05/19/22 14:22	05/23/22 13:57	7439-92-1	
Lithium	**81.0**	ug/L	20.0	1	05/19/22 14:22	05/23/22 13:57	7439-93-2	
Magnesium	**61800**	ug/L	1000	1	05/19/22 14:22	05/23/22 13:57	7439-95-4	
Manganese	**393**	ug/L	10.0	1	05/19/22 14:22	05/23/22 13:57	7439-96-5	
Molybdenum	**150**	ug/L	10.0	1	05/19/22 14:22	05/23/22 13:57	7439-98-7	
Potassium	**13100**	ug/L	1000	1	05/19/22 14:22	05/23/22 13:57	7440-09-7	
Silica	**14100**	ug/L	450	1	05/19/22 14:22	05/23/22 13:57	7631-86-9	N2
Sodium	**192000**	ug/L	1000	1	05/19/22 14:22	05/23/22 13:57	7440-23-5	
6010 MET ICP, Dissolved	Analytical Method: EPA 6010 Preparation Method: EPA 3010							
	Pace Analytical Services - Indianapolis							
Manganese, Dissolved	**384**	ug/L	10.0	1	05/20/22 06:45	05/21/22 02:50	7439-96-5	
Molybdenum, Dissolved	**153**	ug/L	10.0	1	05/20/22 06:45	05/21/22 02:50	7439-98-7	
6020 MET ICPMS	Analytical Method: EPA 6020 Preparation Method: EPA 200.2							
	Pace Analytical Services - Indianapolis							
Antimony	ND	ug/L	1.0	1	05/15/22 12:00	05/16/22 20:43	7440-36-0	
Arsenic	ND	ug/L	1.0	1	05/15/22 12:00	05/16/22 20:43	7440-38-2	
Cobalt	ND	ug/L	1.0	1	05/15/22 12:00	05/16/22 20:43	7440-48-4	
Selenium	ND	ug/L	1.0	1	05/15/22 12:00	05/16/22 20:43	7782-49-2	
2320B Alkalinity	Analytical Method: SM 2320B							
	Pace Analytical Services - Indianapolis							
Alkalinity, Total as CaCO3	**258**	mg/L	2.0	1		05/18/22 17:48		
Alkalinity,Bicarbonate (CaCO3)	**258**	mg/L	2.0	1		05/18/22 17:48		
Alkalinity,Carbonate (CaCO3)	ND	mg/L	2.0	1		05/18/22 17:48		
2540C Total Dissolved Solids	Analytical Method: SM 2540C							
	Pace Analytical Services - Indianapolis							
Total Dissolved Solids	**1610**	mg/L	20.0	1		05/17/22 12:57		

REPORT OF LABORATORY ANALYSIS

This report shall not be reproduced, except in full,
without the written consent of Pace Analytical Services, LLC.

Pace Analytical Services, LLC
7726 Moller Road
Indianapolis, IN 46268
(317)228-3100

ANALYTICAL RESULTS

Project: Harding St Profile 1 Report 2
Pace Project No.: 50316220

Sample: MW-108D **Lab ID: 50316220002** Collected: 05/10/22 13:45 Received: 05/11/22 15:45 Matrix: Water

Parameters	Results	Units	Report Limit	DF	Prepared	Analyzed	CAS No.	Qual
4500H+ pH, Electrometric	Analytical Method: SM 4500-H+B Pace Analytical Services - Indianapolis							
pH at 25 Degrees C	**7.4**	Std. Units	0.10	1		05/16/22 14:39		H3
4500S2D Sulfide Water	Analytical Method: SM 4500-S2-D Pace Analytical Services - Indianapolis							
Sulfide	ND	mg/L	0.10	1		05/13/22 13:06	18496-25-8	
Iron, Ferrous	Analytical Method: HACH 8146 Pace Analytical Services - Indianapolis							
Iron, Ferrous	ND	mg/L	0.20	1		05/24/22 20:16	15438-31-0	H3,N2
353.2 Nitrogen, NO2/NO3 unpres	Analytical Method: EPA 353.2 Pace Analytical Services - Indianapolis							
Nitrogen, Nitrate	**0.25**	mg/L	0.10	1		05/12/22 09:08	14797-55-8	
Nitrogen, Nitrite	ND	mg/L	0.10	1		05/12/22 09:08	14797-65-0	
365.1 Total Phosphorus	Analytical Method: EPA 365.1 Preparation Method: EPA 365.1 Pace Analytical Services - Indianapolis							
Phosphate as P04	**0.25**	mg/L	0.15	1	05/12/22 11:30	05/14/22 14:37		
5310C TOC	Analytical Method: SM 5310C Pace Analytical Services - Indianapolis							
Total Organic Carbon	**1.5**	mg/L	1.0	1		05/21/22 21:34	7440-44-0	
5310C Dissolved Organic Carbon	Analytical Method: SM 5310C Pace Analytical Services - Indianapolis							
Dissolved Organic Carbon	**1.9**	mg/L	1.0	1		05/22/22 23:38		

REPORT OF LABORATORY ANALYSIS

This report shall not be reproduced, except in full,
without the written consent of Pace Analytical Services, LLC.

Pace Analytical Services, LLC
7726 Moller Road
Indianapolis, IN 46268
(317)228-3100

QUALITY CONTROL DATA

Project: Harding St Profile 1 Report 2
Pace Project No.: 50316220

QC Batch: 677373
QC Batch Method: EPA 9056
Analysis Method: EPA 9056
Analysis Description: 9056 IC Anions
Laboratory: Pace Analytical Services - Indianapolis
Associated Lab Samples: 50316220001, 50316220002

METHOD BLANK: 3118869 Matrix: Water
Associated Lab Samples: 50316220001, 50316220002

Parameter	Units	Blank Result	Reporting Limit	Analyzed	Qualifiers
Chloride	mg/L	ND	0.25	05/20/22 18:21	
Fluoride	mg/L	ND	0.10	05/20/22 18:21	
Sulfate	mg/L	ND	0.25	05/20/22 18:21	

LABORATORY CONTROL SAMPLE: 3118870

Parameter	Units	Spike Conc.	LCS Result	LCS % Rec	% Rec Limits	Qualifiers
Chloride	mg/L	1.2	1.1	92	80-120	
Fluoride	mg/L	0.5	0.48	95	80-120	
Sulfate	mg/L	2.5	2.6	103	80-120	

MATRIX SPIKE & MATRIX SPIKE DUPLICATE: 3118871 3118872

Parameter	Units	50316224003 Result	MS Spike Conc.	MSD Spike Conc.	MS Result	MSD Result	MS % Rec	MSD % Rec	% Rec Limits	RPD	Max RPD	Qual
Chloride	mg/L	88.8	12.5	12.5	99.9	100	89	90	80-120	0	15	
Fluoride	mg/L	0.32	0.5	0.5	0.81	0.82	98	99	80-120	1	15	
Sulfate	mg/L	88.0	25	25	109	109	85	82	80-120	1	15	

Results presented on this page are in the units indicated by the "Units" column except where an alternate unit is presented to the right of the result.

REPORT OF LABORATORY ANALYSIS

This report shall not be reproduced, except in full,
without the written consent of Pace Analytical Services, LLC.

Pace Analytical Services, LLC
7726 Moller Road
Indianapolis, IN 46268
(317)228-3100

QUALITY CONTROL DATA

Project: Harding St Profile 1 Report 2
Pace Project No.: 50316220

QC Batch: 676911
QC Batch Method: EPA 3010
Analysis Method: EPA 6010
Analysis Description: 6010 MET
Laboratory: Pace Analytical Services - Indianapolis
Associated Lab Samples: 50316220001, 50316220002

METHOD BLANK: 3116499 Matrix: Water
Associated Lab Samples: 50316220001, 50316220002

Parameter	Units	Blank Result	Reporting Limit	Analyzed	Qualifiers
Aluminum	ug/L	ND	200	05/23/22 13:01	
Barium	ug/L	ND	10.0	05/23/22 13:01	
Boron	ug/L	ND	100	05/23/22 13:01	
Cadmium	ug/L	ND	2.0	05/23/22 13:01	
Calcium	ug/L	ND	1000	05/23/22 13:01	
Chromium	ug/L	ND	10.0	05/23/22 13:01	
Iron	ug/L	ND	100	05/23/22 13:01	
Lead	ug/L	ND	10.0	05/23/22 13:01	
Lithium	ug/L	ND	20.0	05/23/22 13:01	
Magnesium	ug/L	ND	1000	05/23/22 13:01	
Manganese	ug/L	ND	10.0	05/23/22 13:01	
Molybdenum	ug/L	ND	10.0	05/23/22 13:01	
Potassium	ug/L	ND	1000	05/23/22 13:01	
Silica	ug/L	ND	450	05/23/22 13:01	N2
Sodium	ug/L	ND	1000	05/23/22 13:01	

LABORATORY CONTROL SAMPLE: 3116500

Parameter	Units	Spike Conc.	LCS Result	LCS % Rec	% Rec Limits	Qualifiers
Aluminum	ug/L	10000	9940	99	80-120	
Barium	ug/L	1000	1080	108	80-120	
Boron	ug/L	1000	1020	102	80-120	
Cadmium	ug/L	1000	986	99	80-120	
Calcium	ug/L	10000	10600	106	80-120	
Chromium	ug/L	1000	991	99	80-120	
Iron	ug/L	10000	10600	106	80-120	
Lead	ug/L	1000	970	97	80-120	
Lithium	ug/L	1000	1030	103	80-120	
Magnesium	ug/L	10000	10100	101	80-120	
Manganese	ug/L	1000	1020	102	80-120	
Molybdenum	ug/L	1000	1040	104	80-120	
Potassium	ug/L	10000	10200	102	80-120	
Silica	ug/L	10700	10400	97	80-120	N2
Sodium	ug/L	10000	10100	101	80-120	

Results presented on this page are in the units indicated by the "Units" column except where an alternate unit is presented to the right of the result.

REPORT OF LABORATORY ANALYSIS

This report shall not be reproduced, except in full,
without the written consent of Pace Analytical Services, LLC.

Pace Analytical Services, LLC
7726 Moller Road
Indianapolis, IN 46268
(317)228-3100

QUALITY CONTROL DATA

Project: Harding St Profile 1 Report 2
Pace Project No.: 50316220

MATRIX SPIKE & MATRIX SPIKE DUPLICATE: 3116501 3116502

Parameter	Units	50316214007 Result	MS Spike Conc.	MSD Spike Conc.	MS Result	MSD Result	MS % Rec	MSD % Rec	% Rec Limits	RPD	Max RPD	Qual
Aluminum	ug/L	ND	10000	10000	10100	10100	100	100	75-125	0	20	
Barium	ug/L	313	1000	1000	1360	1350	104	104	75-125	0	20	
Boron	ug/L	ND	1000	1000	1130	1120	103	102	75-125	1	20	
Cadmium	ug/L	ND	1000	1000	986	981	98	98	75-125	0	20	
Calcium	ug/L	70400	10000	10000	76500	76400	60	59	75-125	0	20	P6
Chromium	ug/L	ND	1000	1000	998	992	100	99	75-125	1	20	
Iron	ug/L	4060	10000	10000	14100	14000	101	100	75-125	1	20	
Lead	ug/L	ND	1000	1000	942	935	94	94	75-125	1	20	
Lithium	ug/L	ND	1000	1000	1060	1060	106	105	75-125	0	20	
Magnesium	ug/L	39300	10000	10000	47100	46800	78	75	75-125	1	20	
Manganese	ug/L	74.2	1000	1000	1050	1040	98	97	75-125	1	20	
Molybdenum	ug/L	35.9	1000	1000	1070	1060	103	103	75-125	0	20	
Potassium	ug/L	1490	10000	10000	11600	11700	101	102	75-125	1	20	
Silica	ug/L	14100	10700	10700	23900	23800	91	90	75-125	0	20	N2
Sodium	ug/L	43900	10000	10000	52400	52600	86	88	75-125	0	20	

Results presented on this page are in the units indicated by the "Units" column except where an alternate unit is presented to the right of the result.

REPORT OF LABORATORY ANALYSIS

This report shall not be reproduced, except in full,
without the written consent of Pace Analytical Services, LLC.

Pace Analytical Services, LLC
7726 Moller Road
Indianapolis, IN 46268
(317)228-3100

QUALITY CONTROL DATA

Project: Harding St Profile 1 Report 2
Pace Project No.: 50316220

QC Batch: 677124
QC Batch Method: EPA 3010
Analysis Method: EPA 6010
Analysis Description: 6010 MET Dissolved
Laboratory: Pace Analytical Services - Indianapolis
Associated Lab Samples: 50316220001, 50316220002

METHOD BLANK: 3117566 Matrix: Water
Associated Lab Samples: 50316220001, 50316220002

Parameter	Units	Blank Result	Reporting Limit	Analyzed	Qualifiers
Manganese, Dissolved	ug/L	ND	10.0	05/21/22 01:56	
Molybdenum, Dissolved	ug/L	ND	10.0	05/21/22 01:56	

LABORATORY CONTROL SAMPLE: 3117567

Parameter	Units	Spike Conc.	LCS Result	LCS % Rec	% Rec Limits	Qualifiers
Manganese, Dissolved	ug/L	1000	951	95	80-120	
Molybdenum, Dissolved	ug/L	1000	1030	103	80-120	

MATRIX SPIKE & MATRIX SPIKE DUPLICATE: 3117568 3117569

Parameter	Units	50316088002 Result	MS Spike Conc.	MSD Spike Conc.	MS Result	MSD Result	MS % Rec	MSD % Rec	% Rec Limits	RPD	Max RPD	Qual
Manganese, Dissolved	ug/L	ND	1000	1000	944	934	94	93	75-125	1	20	
Molybdenum, Dissolved	ug/L	ND	1000	1000	1020	1010	102	101	75-125	1	20	

Results presented on this page are in the units indicated by the "Units" column except where an alternate unit is presented to the right of the result.

REPORT OF LABORATORY ANALYSIS

This report shall not be reproduced, except in full,
without the written consent of Pace Analytical Services, LLC.

Pace Analytical Services, LLC
7726 Moller Road
Indianapolis, IN 46268
(317)228-3100

QUALITY CONTROL DATA

Project: Harding St Profile 1 Report 2
Pace Project No.: 50316220

QC Batch: 676262
QC Batch Method: EPA 200.2
Analysis Method: EPA 6020
Analysis Description: 6020 MET
Laboratory: Pace Analytical Services - Indianapolis
Associated Lab Samples: 50316220001, 50316220002

METHOD BLANK: 3114075 Matrix: Water
Associated Lab Samples: 50316220001, 50316220002

Parameter	Units	Blank Result	Reporting Limit	Analyzed	Qualifiers
Antimony	ug/L	ND	1.0	05/16/22 14:41	
Arsenic	ug/L	ND	1.0	05/16/22 14:41	
Cobalt	ug/L	ND	1.0	05/16/22 14:41	
Selenium	ug/L	ND	1.0	05/16/22 14:41	

LABORATORY CONTROL SAMPLE: 3114076

Parameter	Units	Spike Conc.	LCS Result	LCS % Rec	% Rec Limits	Qualifiers
Antimony	ug/L	40	43.2	108	80-120	
Arsenic	ug/L	40	40.4	101	80-120	
Cobalt	ug/L	40	40.8	102	80-120	
Selenium	ug/L	40	40.6	101	80-120	

MATRIX SPIKE & MATRIX SPIKE DUPLICATE: 3114077 3114078

Parameter	Units	50315619003 Result	MS Spike Conc.	MSD Spike Conc.	MS Result	MSD Result	MS % Rec	MSD % Rec	% Rec Limits	RPD	Max RPD	Qual
Antimony	ug/L	0.14J	40	40	43.7	44.8	109	112	75-125	2	20	
Arsenic	ug/L	ND	40	40	38.7	38.3	96	95	75-125	1	20	
Cobalt	ug/L	0.10J	40	40	38.2	39.0	95	97	75-125	2	20	
Selenium	ug/L	2.8	40	40	40.8	40.2	95	93	75-125	2	20	

Results presented on this page are in the units indicated by the "Units" column except where an alternate unit is presented to the right of the result.

REPORT OF LABORATORY ANALYSIS

This report shall not be reproduced, except in full,
without the written consent of Pace Analytical Services, LLC.

Pace Analytical Services, LLC
7726 Moller Road
Indianapolis, IN 46268
(317)228-3100

QUALITY CONTROL DATA

Project: Harding St Profile 1 Report 2
Pace Project No.: 50316220

QC Batch: 676826
QC Batch Method: SM 2320B
Analysis Method: SM 2320B
Analysis Description: 2320B Alkalinity
Laboratory: Pace Analytical Services - Indianapolis
Associated Lab Samples: 50316220001, 50316220002

METHOD BLANK: 3116141 Matrix: Water
Associated Lab Samples: 50316220001, 50316220002

Parameter	Units	Blank Result	Reporting Limit	Analyzed	Qualifiers
Alkalinity, Total as CaCO3	mg/L	2.2	2.0	05/18/22 17:48	B
Alkalinity,Bicarbonate (CaCO3)	mg/L	2.2	2.0	05/18/22 17:48	B
Alkalinity,Carbonate (CaCO3)	mg/L	ND	2.0	05/18/22 17:48	

LABORATORY CONTROL SAMPLE: 3116142

Parameter	Units	Spike Conc.	LCS Result	LCS % Rec	% Rec Limits	Qualifiers
Alkalinity, Total as CaCO3	mg/L	50	52.3	105	90-110	

SAMPLE DUPLICATE: 3116143

Parameter	Units	50316216002 Result	Dup Result	RPD	Max RPD	Qualifiers
Alkalinity, Total as CaCO3	mg/L	235	244	4	20	
Alkalinity,Bicarbonate (CaCO3)	mg/L	235	244	4	20	
Alkalinity,Carbonate (CaCO3)	mg/L	ND	ND		20	

SAMPLE DUPLICATE: 3116144

Parameter	Units	50316218009 Result	Dup Result	RPD	Max RPD	Qualifiers
Alkalinity, Total as CaCO3	mg/L	288	285	1	20	
Alkalinity,Bicarbonate (CaCO3)	mg/L	278	274	1	20	
Alkalinity,Carbonate (CaCO3)	mg/L	9.8	10.8	10	20	

Results presented on this page are in the units indicated by the "Units" column except where an alternate unit is presented to the right of the result.

REPORT OF LABORATORY ANALYSIS

This report shall not be reproduced, except in full,
without the written consent of Pace Analytical Services, LLC.

Pace Analytical Services, LLC
7726 Moller Road
Indianapolis, IN 46268
(317)228-3100

QUALITY CONTROL DATA

Project: Harding St Profile 1 Report 2
Pace Project No.: 50316220

QC Batch: 676568
QC Batch Method: SM 2540C
Analysis Method: SM 2540C
Analysis Description: 2540C Total Dissolved Solids
Laboratory: Pace Analytical Services - Indianapolis
Associated Lab Samples: 50316220001, 50316220002

METHOD BLANK: 3115085 Matrix: Water
Associated Lab Samples: 50316220001, 50316220002

Parameter	Units	Blank Result	Reporting Limit	Analyzed	Qualifiers
Total Dissolved Solids	mg/L	ND	10.0	05/17/22 12:50	

LABORATORY CONTROL SAMPLE: 3115086

Parameter	Units	Spike Conc.	LCS Result	LCS % Rec	% Rec Limits	Qualifiers
Total Dissolved Solids	mg/L	300	282	94	80-120	

SAMPLE DUPLICATE: 3115087

Parameter	Units	50316214007 Result	Dup Result	RPD	Max RPD	Qualifiers
Total Dissolved Solids	mg/L	408	399	2	10	

SAMPLE DUPLICATE: 3115088

Parameter	Units	50316218009 Result	Dup Result	RPD	Max RPD	Qualifiers
Total Dissolved Solids	mg/L	399	387	3	10	

Results presented on this page are in the units indicated by the "Units" column except where an alternate unit is presented to the right of the result.

REPORT OF LABORATORY ANALYSIS

This report shall not be reproduced, except in full,
without the written consent of Pace Analytical Services, LLC.

Pace Analytical Services, LLC
7726 Moller Road
Indianapolis, IN 46268
(317)228-3100

QUALITY CONTROL DATA

Project: Harding St Profile 1 Report 2
Pace Project No.: 50316220

QC Batch: 676460
QC Batch Method: SM 4500-H+B
Analysis Method: SM 4500-H+B
Analysis Description: 4500H+B pH
Laboratory: Pace Analytical Services - Indianapolis
Associated Lab Samples: 50316220001, 50316220002

SAMPLE DUPLICATE: 3114756

Parameter	Units	50316224003 Result	Dup Result	RPD	Max RPD	Qualifiers
pH at 25 Degrees C	Std. Units	7.8	7.9	1	2	H3

SAMPLE DUPLICATE: 3114757

Parameter	Units	50316227002 Result	Dup Result	RPD	Max RPD	Qualifiers
pH at 25 Degrees C	Std. Units	6.9	6.9	0	2	H3

Results presented on this page are in the units indicated by the "Units" column except where an alternate unit is presented to the right of the result.

REPORT OF LABORATORY ANALYSIS

This report shall not be reproduced, except in full,
without the written consent of Pace Analytical Services, LLC.

Pace Analytical Services, LLC
7726 Moller Road
Indianapolis, IN 46268
(317)228-3100

QUALITY CONTROL DATA

Project: Harding St Profile 1 Report 2
Pace Project No.: 50316220

QC Batch: 676128
QC Batch Method: SM 4500-S2-D
Analysis Method: SM 4500-S2-D
Analysis Description: 4500S2D Sulfide Water
Laboratory: Pace Analytical Services - Indianapolis
Associated Lab Samples: 50316220001, 50316220002

METHOD BLANK: 3113215 Matrix: Water
Associated Lab Samples: 50316220001, 50316220002

Parameter	Units	Blank Result	Reporting Limit	Analyzed	Qualifiers
Sulfide	mg/L	ND	0.10	05/13/22 13:06	

LABORATORY CONTROL SAMPLE: 3113216

Parameter	Units	Spike Conc.	LCS Result	LCS % Rec	% Rec Limits	Qualifiers
Sulfide	mg/L	0.5	0.54	107	90-110	

MATRIX SPIKE & MATRIX SPIKE DUPLICATE: 3113217 3113218

Parameter	Units	50316227002 Result	MS Spike Conc.	MSD Spike Conc.	MS Result	MSD Result	MS % Rec	MSD % Rec	% Rec Limits	RPD	Max RPD	Qual
Sulfide	mg/L	ND	0.5	0.5	0.39	0.39	77	77	90-110	0	20	M3

MATRIX SPIKE SAMPLE: 3113219

Parameter	Units	50316356001 Result	Spike Conc.	MS Result	MS % Rec	% Rec Limits	Qualifiers
Sulfide	mg/L	ND	0.5	0.52	105	90-110	

Results presented on this page are in the units indicated by the "Units" column except where an alternate unit is presented to the right of the result.

REPORT OF LABORATORY ANALYSIS

This report shall not be reproduced, except in full,
without the written consent of Pace Analytical Services, LLC.

Pace Analytical Services, LLC
7726 Moller Road
Indianapolis, IN 46268
(317)228-3100

QUALITY CONTROL DATA

Project: Harding St Profile 1 Report 2
Pace Project No.: 50316220

QC Batch: 678174
QC Batch Method: HACH 8146
Analysis Method: HACH 8146
Analysis Description: Iron, Ferrous
Laboratory: Pace Analytical Services - Indianapolis
Associated Lab Samples: 50316220001, 50316220002

METHOD BLANK: 3122311 Matrix: Water
Associated Lab Samples: 50316220001, 50316220002

Parameter	Units	Blank Result	Reporting Limit	Analyzed	Qualifiers
Iron, Ferrous	mg/L	ND	0.20	05/24/22 20:10	H3,N2

LABORATORY CONTROL SAMPLE: 3122312

Parameter	Units	Spike Conc.	LCS Result	LCS % Rec	% Rec Limits	Qualifiers
Iron, Ferrous	mg/L	1	1.0	102	90-110	H3,N2

MATRIX SPIKE & MATRIX SPIKE DUPLICATE: 3122313 3122314

Parameter	Units	50316224003 Result	MS Spike Conc.	MSD Spike Conc.	MS Result	MSD Result	MS % Rec	MSD % Rec	% Rec Limits	RPD	Max RPD	Qual
Iron, Ferrous	mg/L	ND	1	1	1.1	1.1	107	107	90-110	1	20	H3,N2

MATRIX SPIKE SAMPLE: 3122315

Parameter	Units	50316152006 Result	Spike Conc.	MS Result	MS % Rec	% Rec Limits	Qualifiers
Iron, Ferrous	mg/L	5.7	10	16.0	103	90-110	H3,N2

Results presented on this page are in the units indicated by the "Units" column except where an alternate unit is presented to the right of the result.

REPORT OF LABORATORY ANALYSIS

This report shall not be reproduced, except in full,
without the written consent of Pace Analytical Services, LLC.

Pace Analytical Services, LLC
7726 Moller Road
Indianapolis, IN 46268
(317)228-3100

QUALITY CONTROL DATA

Project: Harding St Profile 1 Report 2
Pace Project No.: 50316220

QC Batch: 675779
QC Batch Method: EPA 353.2
Analysis Method: EPA 353.2
Analysis Description: 353.2 Nitrate + Nitrite, Unpres.
Laboratory: Pace Analytical Services - Indianapolis
Associated Lab Samples: 50316220001, 50316220002

METHOD BLANK: 3111592 Matrix: Water
Associated Lab Samples: 50316220001, 50316220002

Parameter	Units	Blank Result	Reporting Limit	Analyzed	Qualifiers
Nitrogen, Nitrate	mg/L	ND	0.10	05/12/22 08:38	
Nitrogen, Nitrite	mg/L	ND	0.10	05/12/22 08:38	

LABORATORY CONTROL SAMPLE: 3111593

Parameter	Units	Spike Conc.	LCS Result	LCS % Rec	% Rec Limits	Qualifiers
Nitrogen, Nitrate	mg/L	1	0.98	98	90-110	
Nitrogen, Nitrite	mg/L	1	0.97	97	90-110	

MATRIX SPIKE SAMPLE: 3111594

Parameter	Units	50316224002 Result	Spike Conc.	MS Result	MS % Rec	% Rec Limits	Qualifiers
Nitrogen, Nitrate	mg/L	ND	1	0.99	97	90-110	
Nitrogen, Nitrite	mg/L	ND	1	0.96	96	90-110	

MATRIX SPIKE & MATRIX SPIKE DUPLICATE: 3111595 3111596

Parameter	Units	50316224003 Result	MS Spike Conc.	MSD Spike Conc.	MS Result	MSD Result	MS % Rec	MSD % Rec	% Rec Limits	RPD	Max RPD	Qual
Nitrogen, Nitrate	mg/L	ND	1	1	1.0	1.0	96	96	90-110	0	20	
Nitrogen, Nitrite	mg/L	ND	1	1	0.96	0.96	95	95	90-110	0	20	

Results presented on this page are in the units indicated by the "Units" column except where an alternate unit is presented to the right of the result.

REPORT OF LABORATORY ANALYSIS

This report shall not be reproduced, except in full,
without the written consent of Pace Analytical Services, LLC.

Pace Analytical Services, LLC
7726 Moller Road
Indianapolis, IN 46268
(317)228-3100

QUALITY CONTROL DATA

Project: Harding St Profile 1 Report 2
Pace Project No.: 50316220

QC Batch: 675807
QC Batch Method: EPA 365.1
Analysis Method: EPA 365.1
Analysis Description: 365.1 Total Phosphorus
Laboratory: Pace Analytical Services - Indianapolis
Associated Lab Samples: 50316220001, 50316220002

METHOD BLANK: 3111708 Matrix: Water
Associated Lab Samples: 50316220001, 50316220002

Parameter	Units	Blank Result	Reporting Limit	Analyzed	Qualifiers
Phosphate as P04	mg/L	ND	0.15	05/14/22 14:32	

LABORATORY CONTROL SAMPLE: 3111709

Parameter	Units	Spike Conc.	LCS Result	LCS % Rec	% Rec Limits	Qualifiers
Phosphate as P04	mg/L		1.4			

MATRIX SPIKE & MATRIX SPIKE DUPLICATE: 3111710 3111711

Parameter	Units	50316224003 Result	MS Spike Conc.	MSD Spike Conc.	MS Result	MSD Result	MS % Rec	MSD % Rec	% Rec Limits	RPD	Max RPD	Qual
Phosphate as P04	mg/L	0.49			1.6	1.6				2		

Results presented on this page are in the units indicated by the "Units" column except where an alternate unit is presented to the right of the result.

REPORT OF LABORATORY ANALYSIS

This report shall not be reproduced, except in full,
without the written consent of Pace Analytical Services, LLC.

Pace Analytical Services, LLC
7726 Moller Road
Indianapolis, IN 46268
(317)228-3100

QUALITY CONTROL DATA

Project: Harding St Profile 1 Report 2
Pace Project No.: 50316220

QC Batch: 677562
QC Batch Method: SM 5310C
Analysis Method: SM 5310C
Analysis Description: 5310C Total Organic Carbon
Laboratory: Pace Analytical Services - Indianapolis
Associated Lab Samples: 50316220001, 50316220002

METHOD BLANK: 3120248 Matrix: Water
Associated Lab Samples: 50316220001, 50316220002

Parameter	Units	Blank Result	Reporting Limit	Analyzed	Qualifiers
Total Organic Carbon	mg/L	ND	1.0	05/21/22 15:50	

LABORATORY CONTROL SAMPLE: 3120249

Parameter	Units	Spike Conc.	LCS Result	LCS % Rec	% Rec Limits	Qualifiers
Total Organic Carbon	mg/L	10	10.1	101	90-110	

MATRIX SPIKE & MATRIX SPIKE DUPLICATE: 3120250 3120251

Parameter	Units	50316218009 Result	MS Spike Conc.	MSD Spike Conc.	MS Result	MSD Result	MS % Rec	MSD % Rec	% Rec Limits	RPD	Max RPD	Qual
Total Organic Carbon	mg/L	4.9	10	10	15.2	15.6	103	107	80-120	2	20	

MATRIX SPIKE SAMPLE: 3120252

Parameter	Units	50316219001 Result	Spike Conc.	MS Result	MS % Rec	% Rec Limits	Qualifiers
Total Organic Carbon	mg/L	ND	10	11.1	102	80-120	

Results presented on this page are in the units indicated by the "Units" column except where an alternate unit is presented to the right of the result.

REPORT OF LABORATORY ANALYSIS

This report shall not be reproduced, except in full,
without the written consent of Pace Analytical Services, LLC.

Pace Analytical Services, LLC
7726 Moller Road
Indianapolis, IN 46268
(317)228-3100

QUALITY CONTROL DATA

Project: Harding St Profile 1 Report 2
Pace Project No.: 50316220

QC Batch: 677651
QC Batch Method: SM 5310C
Analysis Method: SM 5310C
Analysis Description: 5310C Dissolved Organic Carbon
Laboratory: Pace Analytical Services - Indianapolis
Associated Lab Samples: 50316220001, 50316220002

METHOD BLANK: 3120505 Matrix: Water
Associated Lab Samples: 50316220001, 50316220002

Parameter	Units	Blank Result	Reporting Limit	Analyzed	Qualifiers
Dissolved Organic Carbon	mg/L	ND	1.0	05/22/22 22:11	

LABORATORY CONTROL SAMPLE: 3120506

Parameter	Units	Spike Conc.	LCS Result	LCS % Rec	% Rec Limits	Qualifiers
Dissolved Organic Carbon	mg/L	10	10.3	103	90-110	

MATRIX SPIKE & MATRIX SPIKE DUPLICATE: 3120507 3120508

Parameter	Units	50316224003 Result	MS Spike Conc.	MSD Spike Conc.	MS Result	MSD Result	MS % Rec	MSD % Rec	% Rec Limits	RPD	Max RPD	Qual
Dissolved Organic Carbon	mg/L	1.2	10	10	11.8	11.8	107	107	80-120	0	20	

MATRIX SPIKE SAMPLE: 3120509

Parameter	Units	50316227001 Result	Spike Conc.	MS Result	MS % Rec	% Rec Limits	Qualifiers
Dissolved Organic Carbon	mg/L	2.0	10	12.4	104	80-120	

Results presented on this page are in the units indicated by the "Units" column except where an alternate unit is presented to the right of the result.

REPORT OF LABORATORY ANALYSIS

This report shall not be reproduced, except in full,
without the written consent of Pace Analytical Services, LLC.

Pace Analytical Services, LLC
7726 Moller Road
Indianapolis, IN 46268
(317)228-3100

ANALYTICAL RESULTS - RADIOCHEMISTRY

Project: Harding St Profile 1 Report 2
Pace Project No.: 50316220

Sample: MW-108S **Lab ID: 50316220001** Collected: 05/10/22 12:40 Received: 05/11/22 15:45 Matrix: Water
PWS: Site ID: Sample Type:

Parameters	Method	Act ± Unc (MDC) Carr Trac	Units	Analyzed	CAS No.	Qual
	Pace Analytical Services - Greensburg					
Radium-226	EPA 903.1	**0.296 ± 0.274 (0.399) C:NA T:85%**	pCi/L	06/20/22 17:09	13982-63-3	
	Pace Analytical Services - Greensburg					
Radium-228	EPA 904.0	**0.364 ± 0.530 (1.14) C:55% T:85%**	pCi/L	06/09/22 12:56	15262-20-1	
	Pace Analytical Services - Greensburg					
Total Radium	Total Radium Calculation	**0.660 ± 0.804 (1.54)**	pCi/L	06/21/22 14:37	7440-14-4	

This report shall not be reproduced, except in full,
without the written consent of Pace Analytical Services, LLC.

Pace Analytical Services, LLC
7726 Moller Road
Indianapolis, IN 46268
(317)228-3100

ANALYTICAL RESULTS - RADIOCHEMISTRY

Project: Harding St Profile 1 Report 2
Pace Project No.: 50316220

Sample: MW-108D **Lab ID: 50316220002** Collected: 05/10/22 13:45 Received: 05/11/22 15:45 Matrix: Water
PWS: Site ID: Sample Type:

Parameters	Method	Act ± Unc (MDC) Carr Trac	Units	Analyzed	CAS No.	Qual
	Pace Analytical Services - Greensburg					
Radium-226	EPA 903.1	**0.385 ± 0.270 (0.325) C:NA T:100%**	pCi/L	06/20/22 17:09	13982-63-3	
	Pace Analytical Services - Greensburg					
Radium-228	EPA 904.0	**1.08 ± 0.618 (1.14) C:50% T:100%**	pCi/L	06/09/22 12:56	15262-20-1	
	Pace Analytical Services - Greensburg					
Total Radium	Total Radium Calculation	**1.47 ± 0.888 (1.47)**	pCi/L	06/21/22 14:37	7440-14-4	

REPORT OF LABORATORY ANALYSIS

This report shall not be reproduced, except in full,
without the written consent of Pace Analytical Services, LLC.

Pace Analytical Services, LLC
7726 Moller Road
Indianapolis, IN 46268
(317)228-3100

QUALITY CONTROL - RADIOCHEMISTRY

Project: Harding St Profile 1 Report 2
Pace Project No.: 50316220

QC Batch: 506530
QC Batch Method: EPA 903.1
Analysis Method: EPA 903.1
Analysis Description: 903.1 Radium-226
Laboratory: Pace Analytical Services - Greensburg
Associated Lab Samples: 50316220001, 50316220002

METHOD BLANK: 2453870 Matrix: Water
Associated Lab Samples: 50316220001, 50316220002

Parameter	Act ± Unc (MDC) Carr Trac	Units	Analyzed	Qualifiers
Radium-226	-0.0750 ± 0.171 (0.404) C:NA T:87%	pCi/L	06/20/22 16:50	

Results presented on this page are in the units indicated by the "Units" column except where an alternate unit is presented to the right of the result.

REPORT OF LABORATORY ANALYSIS

This report shall not be reproduced, except in full,
without the written consent of Pace Analytical Services, LLC.

Pace Analytical Services, LLC
7726 Moller Road
Indianapolis, IN 46268
(317)228-3100

QUALITY CONTROL - RADIOCHEMISTRY

Project: Harding St Profile 1 Report 2
Pace Project No.: 50316220

QC Batch: 506531
QC Batch Method: EPA 904.0
Analysis Method: EPA 904.0
Analysis Description: 904.0 Radium 228
Laboratory: Pace Analytical Services - Greensburg
Associated Lab Samples: 50316220001, 50316220002

METHOD BLANK: 2453872
Matrix: Water
Associated Lab Samples: 50316220001, 50316220002

Parameter	Act ± Unc (MDC) Carr Trac	Units	Analyzed	Qualifiers
Radium-228	0.641 ± 0.403 (0.744) C:66% T:87%	pCi/L	06/09/22 13:02	

Results presented on this page are in the units indicated by the "Units" column except where an alternate unit is presented to the right of the result.

REPORT OF LABORATORY ANALYSIS

This report shall not be reproduced, except in full,
without the written consent of Pace Analytical Services, LLC.

Pace Analytical Services, LLC
7726 Moller Road
Indianapolis, IN 46268
(317)228-3100

QUALIFIERS

Project: Harding St Profile 1 Report 2
Pace Project No.: 50316220

DEFINITIONS

DF - Dilution Factor, if reported, represents the factor applied to the reported data due to dilution of the sample aliquot.

ND - Not Detected at or above adjusted reporting limit.

TNTC - Too Numerous To Count

J - Estimated concentration above the adjusted method detection limit and below the adjusted reporting limit.

MDL - Adjusted Method Detection Limit.

PQL - Practical Quantitation Limit.

RL - Reporting Limit - The lowest concentration value that meets project requirements for quantitative data with known precision and bias for a specific analyte in a specific matrix.

S - Surrogate

1,2-Diphenylhydrazine decomposes to and cannot be separated from Azobenzene using Method 8270. The result for each analyte is a combined concentration.

Consistent with EPA guidelines, unrounded data are displayed and have been used to calculate % recovery and RPD values.

LCS(D) - Laboratory Control Sample (Duplicate)

MS(D) - Matrix Spike (Duplicate)

DUP - Sample Duplicate

RPD - Relative Percent Difference

NC - Not Calculable.

SG - Silica Gel - Clean-Up

U - Indicates the compound was analyzed for, but not detected.

N-Nitrosodiphenylamine decomposes and cannot be separated from Diphenylamine using Method 8270. The result reported for each analyte is a combined concentration.

Reported results are not rounded until the final step prior to reporting. Therefore, calculated parameters that are typically reported as "Total" may vary slightly from the sum of the reported component parameters.

Act - Activity

Unc - Uncertainty: SDWA = 1.96 sigma count uncertainty, all other matrices = Expanded Uncertainty (95% confidence interval). Gamma Spec = Expanded Uncertainty (95.4% Confidence Interval)

(MDC) - Minimum Detectable Concentration

Trac - Tracer Recovery (%)

Carr - Carrier Recovery (%)

Pace Analytical is TNI accredited. Contact your Pace PM for the current list of accredited analytes.

TNI - The NELAC Institute.

ANALYTE QUALIFIERS

B	Analyte was detected in the associated method blank.
H3	Sample was received or analysis requested beyond the recognized method holding time.
M3	Matrix spike recovery was outside laboratory control limits due to matrix interferences.
N2	The lab does not hold NELAC/TNI accreditation for this parameter but other accreditations/certifications may apply. A complete list of accreditations/certifications is available upon request.
P6	Matrix spike recovery was outside laboratory control limits due to a parent sample concentration notably higher than the spike level.

This report shall not be reproduced, except in full,
without the written consent of Pace Analytical Services, LLC.

Pace Analytical Services, LLC
7726 Moller Road
Indianapolis, IN 46268
(317)228-3100

QUALITY CONTROL DATA CROSS REFERENCE TABLE

Project: Harding St Profile 1 Report 2
Pace Project No.: 50316220

Lab ID	Sample ID	QC Batch Method	QC Batch	Analytical Method	Analytical Batch
50316220001	**MW-108S**	EPA 9056	677373		
50316220002	**MW-108D**	EPA 9056	677373		
50316220001	**MW-108S**	EPA 3010	676911	EPA 6010	677773
50316220002	**MW-108D**	EPA 3010	676911	EPA 6010	677773
50316220001	**MW-108S**	EPA 3010	677124	EPA 6010	677492
50316220002	**MW-108D**	EPA 3010	677124	EPA 6010	677492
50316220001	**MW-108S**	EPA 200.2	676262	EPA 6020	676349
50316220002	**MW-108D**	EPA 200.2	676262	EPA 6020	676349
50316220001	**MW-108S**	EPA 903.1	506530		
50316220002	**MW-108D**	EPA 903.1	506530		
50316220001	**MW-108S**	EPA 904.0	506531		
50316220002	**MW-108D**	EPA 904.0	506531		
50316220001	**MW-108S**	Total Radium Calculation	513364		
50316220002	**MW-108D**	Total Radium Calculation	513364		
50316220001	**MW-108S**	SM 2320B	676826		
50316220002	**MW-108D**	SM 2320B	676826		
50316220001	**MW-108S**	SM 2540C	676568		
50316220002	**MW-108D**	SM 2540C	676568		
50316220001	**MW-108S**	SM 4500-H+B	676460		
50316220002	**MW-108D**	SM 4500-H+B	676460		
50316220001	**MW-108S**	SM 4500-S2-D	676128		
50316220002	**MW-108D**	SM 4500-S2-D	676128		
50316220001	**MW-108S**	HACH 8146	678174		
50316220002	**MW-108D**	HACH 8146	678174		
50316220001	**MW-108S**	EPA 353.2	675779		
50316220002	**MW-108D**	EPA 353.2	675779		
50316220001	**MW-108S**	EPA 365.1	675807	EPA 365.1	676393
50316220002	**MW-108D**	EPA 365.1	675807	EPA 365.1	676393
50316220001	**MW-108S**	SM 5310C	677562		
50316220002	**MW-108D**	SM 5310C	677562		
50316220001	**MW-108S**	SM 5310C	677651		
50316220002	**MW-108D**	SM 5310C	677651		

This report shall not be reproduced, except in full,
without the written consent of Pace Analytical Services, LLC.

WO# : 50316220

50316220

CHAIN-OF-CUSTODY / Analytical Request Document

The Chain-of-Custody is a LEGAL DOCUMENT. All relevant fields must be completed accurately.

...y constitutes acknowledgment and acceptance of the Pace Terms and Conditions found at https://info.pacelabs.com/hubfs/pas-standard-terms.pdf.

Required Project Information:		Section C Invoice Information:	
Company: Atlas Indianapolis	Report To: Mark Breting	Attention: Accounts Payable - Paula Sedam	
Address: 7988 Centerpoint Drive Suite 100	Copy To:	Company Name: Atlas Indianapolis	Regulatory Agency
Indianapolis, IN 46256		Address:	
Email: mark.breting@oneatlas.com	Purchase Order #:	Pace Quote:	
Phone: (317)579-4082 Fax:	Project Name: Harding St Profile 1 Report 2	Pace Project Manager: Hayden Putt	State / Location
Requested Due Date:	Project #:	Pace Profile #: 10498/16	IN

ITEM #	SAMPLE ID (One Character per box. (A-Z, 0-9 / , -) Sample Ids must be unique)	MATRIX CODE (see valid codes to left)	SAMPLE TYPE (G=GRAB C=COMP)	COLLECTED START DATE	COLLECTED START TIME	COLLECTED END DATE	COLLECTED END TIME	SAMPLE TEMP AT COLLECTION	# OF CONTAINERS	Preservatives: Unpreserved	H2SO4	HNO3	HCl	NaOH + ZnAcetate	Na2S2O3	Methanol	Other	Analyses Test Y/N	TDS/ NO3,NO2-Wet	(Cl, F, SO4) by IC	Metals, Total*	Metals Diss. Field Filtered**	Rad-228	Rad-226	Alkalinity, Ferrous Iron, pH	TOC by 5310C	DOC by 5310C	Sulfide	Phosphate	Residual Chlorine (Y/N)	
	MATRIX: Drinking Water DW, Water WT, Waste Water WW, Product P, Soil/Solid SL, Oil OL, Wipe WP, Air AR, Other OT, Tissue TS																	Requested Analysis Filtered (Y/N)				Y				Y					
13	~~MW-105S~~	WT							11	3	3	4		1					X	X	X	X	X	X	X	X	X	X		
14	~~MW-105I~~	WT							11	3	3	4		1					X	X	X	X	X	X	X	X	X	X		
15	~~MW-105D~~	WT							11	3	3	4		1					X	X	X	X	X	X	X	X	X	X		
16	~~MW-106S~~	WT							11	3	3	4		1					X	X	X	X	X	X	X	X	X	X		
17	~~MW-106I~~	WT							11	3	3	4		1					X	X	X	X	X	X	X	X	X	X		
18	~~MW-106D~~	WT							11	3	3	4		1					X	X	X	X	X	X	X	X	X	X		
19	~~MW-107S~~	WT							11	3	3	4		1					X	X	X	X	X	X	X	X	X	X		
20	~~MW-107I~~	WT							11	3	3	4		1					X	X	X	X	X	X	X	X	X	X		
21	~~MW-107D~~	WT							11	3	3	4		1					X	X	X	X	X	X	X	X	X	X		
22	MW-108S	WT	G	10/5	1240				11	3	3	4		1					X	X	X	X	X	X	X	X	X	X		001
23	MW-108D	WT	G	10/5	1345				11	3	3	4		1					X	X	X	X	X	X	X	X	X	X		002
24	~~DUP 3~~	WT							11	3	3	4		1					X	X	X	X	X	X	X	X	X	X		

ADDITIONAL COMMENTS	RELINQUISHED BY / AFFILIATION	DATE	TIME	ACCEPTED BY / AFFILIATION	DATE	TIME	SAMPLE CONDITIONS			
* Metals: 6010 (Al, Ba, B, Cd, Cr, Fe, Pb, Mn, Mo, Ca, Mg, Na, K, Li, SiO2)		0600	10/6		5/11/22	1430				
6020 (Co, As, Se, Sb)	Pac	5/11/22	1545		5-11-22	15:45	1.3	y	N	y
** Dissolved FF 6010 (Mo, Mn)										
Alkalinity = (Total , Bicarb & Carb)										

SAMPLER NAME AND SIGNATURE			TEMP in C	Received on Ice (Y/N)	Custody Sealed Cooler (Y/N)	Samples Intact (Y/N)
PRINT Name of SAMPLER:	P. Gates Hopper					
SIGNATURE of SAMPLER:		DATE Signed: 10/6/22				

SAMPLE CONDITION UPON RECEIPT FORM

Date/Time and Initials of person examining contents: RC 5-11-22 16:03

1. **Courier:** ☐ FED EX ☐ UPS ☐ CLIENT ☑ PACE ☐ USPS ☐ OTHER _____

2. **Custody Seal on Cooler/Box Present:** ☐ Yes ☑ No

(If yes)Seals Intact: ☐ Yes ☐ No **(leave blank if no seals were present)**

3. **Thermometer:** 1 2 3 4 5 6 A B C D (E) F

4. **Cooler Temperature(s):** 1.9/1.3 | | | |
(Initial/Corrected) RECORD TEMPS OF ALL COOLERS RECEIVED (use Comments below to add more)

5. **Packing Material:** ☐ Bubble Wrap ☑ Bubble Bags ☐ None ☐ Other _____

6. **Ice Type:** ☑ Wet ☐ Blue ☐ None

7. **If temp. is over 6°C or under 0°C, was the PM notified?:** ☐ Yes ☐ No
Cooler temp should be above freezing to 6°C

All discrepancies will be written out in the comments section below.

	Yes	No		Yes	No	N/A
USDA Regulated Soils? (HI, ID, NY, WA, OR,CA, NM, TX, OK, AR, LA, TN, AL, MS, NC, SC, GA, FL, or Puerto Rico)		✓	All containers needing acid/base preservation have been pH CHECKED?: **Exceptions: VOA, coliform, LLHg, O&G, RAD CHEM, and any container with a septum cap or preserved with HCl.** Circle: (HNO3 (<2)) (H2SO4 (<2)) NaOH (>10) (NaOH/ZnAc (>9)) Any non-conformance to pH recommendations will be noted on the container count form	✓		
Short Hold Time Analysis (48 hours or less)? Analysis: NO_3/NO_2	✓					
Time 5035A TC placed in Freezer or Short Holds To Lab	Time: 1630	✓		Present	Absent	N/A ✓
Rush TAT Requested (4 days or less):		✓	Residual Chlorine Check (SVOC 625 Pest/PCB 608)			
Custody Signatures Present?	✓		Residual Chlorine Check (Total/Amenable/Free Cyanide)			✓
			Headspace Wisconsin Sulfide?			✓
Containers Intact?:	✓		Headspace in VOA Vials (>6mm): See Containter Count form for details	Present	Absent	No VOA Vials Sent ✓
Sample Label (IDs/Dates/Times) Match COC?: Except TCs, which only require sample ID	✓		Trip Blank Present?		✓	
Extra labels on Terracore Vials? (soils only)			Trip Blank Custody Seals?:			✓

COMMENTS:

COC PAGE 1 of 1

Sample Container Count

SBS
DI
MeOH (only)
BK
Kit

** Place a RED dot on containers that are out of conformance **

COC Line Item	WGFU	R	DG9H VG9H	VOA VIAL HS (>6mm)	VG9U	DG9U	VG9T	AG0U	AG1H	AG1U	AG2U	AG3S	AG3SF	AG3C	BP1U	BP1N	BP2U	BP3U	BP3N	BP3F	BP3S	BP3B	BP3Z	CG3H	Syringe Kit			Matrix	HNO3/ H2SO4 pH <2	NaOH/ ZNAc pH >9	NaOH pH>10
1																															
2																															
3																															
4																															
5																															
6																															
7																															
8																															
9																															
10												1	1			2	1	2	1	1	1		1					WT	✓	✓	
11												1	1			1	1	1	1	1	1		1					1	1	1	
12																															

Container Codes

Glass

DG9H	40mL HCl amber voa vial	BG1T	1L Na Thiosulfate clear glass	BP1B	1L NaOH plastic
DG9P	40mL TSP amber vial	BG1U	1L unpreserved glass	BP1N	1L HNO3 plastic
DG9S	40mL H2SO4 amber vial	BG3H	250mL HCl Clear Glass	BP1S	1L H2SO4 plastic
DG9T	40mL Na Thio amber vial	BG3U	250mL Unpres Clear Glass	BP1U	1L unpreserved plastic
DG9U	40mL unpreserved amber vial	AG0U	100mL unpres amber glass	BP1Z	1L NaOH, Zn, Ac
VG9H	40mL HCl clear vial	AG1H	1L HCl amber glass	BP2N	500mL HNO3 plastic
VG9T	40mL Na Thio. clear vial	AG1S	1L H2SO4 amber glass	BP2C	500mL NaOH plastic
VG9U	40mL unpreserved clear vial	AG1T	1L Na Thiosulfate amber glass	BP2S	500mL H2SO4 plastic
I	40mL w/hexane wipe vial	AG1U	1liter unpres amber glass	BP2U	500mL unpreserved plastic
WGKU	8oz unpreserved clear jar	AG2N	500mL HNO3 amber glass	BP2Z	500mL NaOH, Zn Ac
WGFU	4oz clear soil jar	AG2S	500mL H2SO4 amber glass	BP3B	250mL NaOH plastic
JGFU	4oz unpreserved amber wide	AG2U	500mL unpres amber glass	BP3N	250mL HNO3 plastic
CG3H	250mL clear glass HCl	AG3S	250mL H2SO4 amber glass	BP3F	250mL HNO3 plastic-field filtered
BG1H	1L HCl clear glass	AG3SF	250mL H2SO4 amb glass -field filtered	BP3U	250mL unpreserved plastic
BG1S	1L H2SO4 clear glass	AG3U	250mL unpres amber glass	BP3S	250mL H2SO4 plastic
GN	General	AG3C	250mL NaOH amber glass	BP3Z	250mL NaOH, ZnAc plastic

Plastic / Misc.

BP4U	125mL unpreserved plastic
BP4N	125mL HNO3 plastic
BP4S	125mL H2SO4 plastic

Syringe Kit	LL Cr+6 sampling kit

AF	Air Filter
C	Air Cassettes
R	Terracore kit
SP5T	120mL Coliform Na Thiosulfate
U	Summa Can
ZPLC	Ziploc Bag

WT		Water	
SL		Solid	
NAL	OL	Non-aqueous liquid	Oil
WP		Wipe	

Pace Analytical Services, LLC
7726 Moller Road
Indianapolis, IN 46268
(317)228-3100

August 01, 2022

Mr. Mark Breting
ATC Group Services
7988 Centerpoint Drive
Suite 100
Indianapolis, IN 46256

RE: Project: Harding St Profile 1 Report 2
Pace Project No.: 50316233

Dear Mr. Breting:

Enclosed are the analytical results for sample(s) received by the laboratory on May 11, 2022. The results relate only to the samples included in this report. Results reported herein conform to the applicable TNI/NELAC Standards and the laboratory's Quality Manual, where applicable, unless otherwise noted in the body of the report.

The test results provided in this final report were generated by each of the following laboratories within the Pace Network:

- Pace Analytical Services - Indianapolis
- Pace Analytical Services - Greensburg

If you have any questions concerning this report, please feel free to contact me.

Sincerely,

Hayden Putt
hayden.putt@pacelabs.com
(317)228-3145
Project Manager

Enclosures

cc: Mr. Robert Miller, Haley & Aldrich

This report shall not be reproduced, except in full,
without the written consent of Pace Analytical Services, LLC.

Pace Analytical Services, LLC
7726 Moller Road
Indianapolis, IN 46268
(317)228-3100

CERTIFICATIONS

Project: Harding St Profile 1 Report 2
Pace Project No.: 50316233

Pace Analytical Services Pennsylvania

1638 Roseytown Rd Suites 2,3&4, Greensburg, PA 15601
ANAB DOD-ELAP Rad Accreditation #: L2417
Alabama Certification #: 41590
Arizona Certification #: AZ0734
Arkansas Certification
California Certification #: 04222CA
Colorado Certification #: PA01547
Connecticut Certification #: PH-0694
Delaware Certification
EPA Region 4 DW Rad
Florida/TNI Certification #: E87683
Georgia Certification #: C040
Florida: Cert E871149 SEKS WET
Guam Certification
Hawaii Certification
Idaho Certification
Illinois Certification
Indiana Certification
Iowa Certification #: 391
Kansas/TNI Certification #: E-10358
Kentucky Certification #: KY90133
KY WW Permit #: KY0098221
KY WW Permit #: KY0000221
Louisiana DHH/TNI Certification #: LA180012
Louisiana DEQ/TNI Certification #: 4086
Maine Certification #: 2017020
Maryland Certification #: 308
Massachusetts Certification #: M-PA1457
Michigan/PADEP Certification #: 9991
Missouri Certification #: 235
Montana Certification #: Cert0082
Nebraska Certification #: NE-OS-29-14
Nevada Certification #: PA014572018-1
New Hampshire/TNI Certification #: 297617
New Jersey/TNI Certification #: PA051
New Mexico Certification #: PA01457
New York/TNI Certification #: 10888
North Carolina Certification #: 42706
North Dakota Certification #: R-190
Ohio EPA Rad Approval: #41249
Oregon/TNI Certification #: PA200002-010
Pennsylvania/TNI Certification #: 65-00282
Puerto Rico Certification #: PA01457
Rhode Island Certification #: 65-00282
South Dakota Certification
Tennessee Certification #: 02867
Texas/TNI Certification #: T104704188-17-3
Utah/TNI Certification #: PA014572017-9
USDA Soil Permit #: P330-17-00091
Vermont Dept. of Health: ID# VT-0282
Virgin Island/PADEP Certification
Virginia/VELAP Certification #: 460198
Washington Certification #: C868
West Virginia DEP Certification #: 143
West Virginia DHHR Certification #: 9964C
Wisconsin Approve List for Rad
Wyoming Certification #: 8TMS-L

Pace Analytical Services Indianapolis

7726 Moller Road, Indianapolis, IN 46268
Illinois Accreditation #: 200074
Indiana Drinking Water Laboratory #: C-49-06
Kansas/TNI Certification #: E-10177
Kentucky UST Agency Interest #: 80226
Kentucky WW Laboratory ID #: 98019
Michigan Drinking Water Laboratory #9050
Ohio VAP Certified Laboratory #: CL0065
Oklahoma Laboratory #: 9204
Texas Certification #: T104704355
Wisconsin Laboratory #: 999788130
USDA Soil Permit #: P330-19-00257

REPORT OF LABORATORY ANALYSIS

This report shall not be reproduced, except in full,
without the written consent of Pace Analytical Services, LLC.

Pace Analytical Services, LLC
7726 Moller Road
Indianapolis, IN 46268
(317)228-3100

SAMPLE SUMMARY

Project: Harding St Profile 1 Report 2
Pace Project No.: 50316233

Lab ID	Sample ID	Matrix	Date Collected	Date Received
50316233001	**MW-105S**	Water	05/11/22 10:10	05/11/22 15:30
50316233002	**MW-105I**	Water	05/11/22 11:45	05/11/22 15:30
50316233003	**MW-105D**	Water	05/11/22 13:50	05/11/22 15:30
50316233004	**DUP 4**	Water	05/11/22 08:00	05/11/22 15:30

This report shall not be reproduced, except in full,
without the written consent of Pace Analytical Services, LLC.

Pace Analytical Services, LLC
7726 Moller Road
Indianapolis, IN 46268
(317)228-3100

SAMPLE ANALYTE COUNT

Project: Harding St Profile 1 Report 2
Pace Project No.: 50316233

Lab ID	Sample ID	Method	Analysts	Analytes Reported	Laboratory
50316233001	**MW-105S**	EPA 9056	RMR	3	PASI-I
		EPA 6010	DJS	15	PASI-I
		EPA 6010	JPK	2	PASI-I
		EPA 6020	CAW	4	PASI-I
		EPA 903.1	SLC	1	PASI-PA
		EPA 904.0	VAL	1	PASI-PA
		Total Radium Calculation	JAL	1	PASI-PA
		SM 2320B	SLB	3	PASI-I
		SM 2540C	BSW	1	PASI-I
		SM 4500-H+B	SWJ	1	PASI-I
		SM 4500-S2-D	SWJ	1	PASI-I
		HACH 8146	ZM	1	PASI-I
		EPA 353.2	OAS	2	PASI-I
		EPA 365.1	ZM	1	PASI-I
		SM 5310C	ZM	1	PASI-I
		SM 5310C	ZM	1	PASI-I
50316233002	**MW-105I**	EPA 9056	RMR	3	PASI-I
		EPA 6010	DJS	15	PASI-I
		EPA 6010	JPK	2	PASI-I
		EPA 6020	CAW	4	PASI-I
		EPA 903.1	SLC	1	PASI-PA
		EPA 904.0	VAL	1	PASI-PA
		Total Radium Calculation	JAL	1	PASI-PA
		SM 2320B	SLB	3	PASI-I
		SM 2540C	BSW	1	PASI-I
		SM 4500-H+B	SWJ	1	PASI-I
		SM 4500-S2-D	SWJ	1	PASI-I
		HACH 8146	ZM	1	PASI-I
		EPA 353.2	OAS	2	PASI-I
		EPA 365.1	ZM	1	PASI-I
		SM 5310C	ZM	1	PASI-I
		SM 5310C	ZM	1	PASI-I
50316233003	**MW-105D**	EPA 9056	RMR	3	PASI-I
		EPA 6010	DJS	15	PASI-I
		EPA 6010	JPK	2	PASI-I
		EPA 6020	CAW	4	PASI-I
		EPA 903.1	SLC	1	PASI-PA

This report shall not be reproduced, except in full,
without the written consent of Pace Analytical Services, LLC.

Pace Analytical Services, LLC
7726 Moller Road
Indianapolis, IN 46268
(317)228-3100

SAMPLE ANALYTE COUNT

Project: Harding St Profile 1 Report 2
Pace Project No.: 50316233

Lab ID	Sample ID	Method	Analysts	Analytes Reported	Laboratory
		EPA 904.0	VAL	1	PASI-PA
		Total Radium Calculation	JAL	1	PASI-PA
		SM 2320B	SLB	3	PASI-I
		SM 2540C	BSW	1	PASI-I
		SM 4500-H+B	SWJ	1	PASI-I
		SM 4500-S2-D	SWJ	1	PASI-I
		HACH 8146	ZM	1	PASI-I
		EPA 353.2	OAS	2	PASI-I
		EPA 365.1	ZM	1	PASI-I
		SM 5310C	ZM	1	PASI-I
		SM 5310C	ZM	1	PASI-I
50316233004	**DUP 4**	EPA 9056	RMR	3	PASI-I
		EPA 6010	DJS	15	PASI-I
		EPA 6010	JPK	2	PASI-I
		EPA 6020	CAW	4	PASI-I
		EPA 903.1	SLC	1	PASI-PA
		EPA 904.0	VAL	1	PASI-PA
		Total Radium Calculation	JAL	1	PASI-PA
		SM 2320B	SLB	3	PASI-I
		SM 2540C	BSW	1	PASI-I
		SM 4500-H+B	SWJ	1	PASI-I
		SM 4500-S2-D	SWJ	1	PASI-I
		HACH 8146	ZM	1	PASI-I
		EPA 353.2	OAS	2	PASI-I
		EPA 365.1	ZM	1	PASI-I
		SM 5310C	ZM	1	PASI-I
		SM 5310C	ZM	1	PASI-I

PASI-I = Pace Analytical Services - Indianapolis
PASI-PA = Pace Analytical Services - Greensburg

This report shall not be reproduced, except in full,
without the written consent of Pace Analytical Services, LLC.

Pace Analytical Services, LLC
7726 Moller Road
Indianapolis, IN 46268
(317)228-3100

SUMMARY OF DETECTION

Project: Harding St Profile 1 Report 2
Pace Project No.: 50316233

Lab Sample ID / Method	Client Sample ID / Parameters	Result	Units	Report Limit	Analyzed	Qualifiers
50316233001	**MW-105S**					
EPA 9056	Chloride	118	mg/L	25.0	05/23/22 22:45	
EPA 9056	Fluoride	0.28	mg/L	0.10	05/23/22 22:11	
EPA 9056	Sulfate	1230	mg/L	25.0	05/23/22 22:45	
EPA 6010	Barium	32.7	ug/L	10.0	05/22/22 12:14	
EPA 6010	Boron	22800	ug/L	100	05/22/22 12:14	
EPA 6010	Calcium	335000	ug/L	2000	05/22/22 12:58	
EPA 6010	Iron	8870	ug/L	100	05/22/22 12:14	
EPA 6010	Lithium	306	ug/L	20.0	05/22/22 12:14	
EPA 6010	Magnesium	85700	ug/L	1000	05/22/22 12:14	
EPA 6010	Manganese	204	ug/L	10.0	05/22/22 12:14	
EPA 6010	Molybdenum	74.0	ug/L	10.0	05/22/22 12:14	
EPA 6010	Potassium	19200	ug/L	1000	05/22/22 12:14	
EPA 6010	Silica	15300	ug/L	450	05/22/22 12:14	N2
EPA 6010	Sodium	132000	ug/L	1000	05/22/22 12:14	
EPA 6010	Manganese, Dissolved	208	ug/L	10.0	05/22/22 02:47	
EPA 6010	Molybdenum, Dissolved	72.3	ug/L	10.0	05/22/22 02:47	
EPA 6020	Arsenic	5.5	ug/L	1.0	05/16/22 20:48	
EPA 903.1	Radium-226	0.436 ± 0.262 (0.107) C:NA T:93%	pCi/L		06/21/22 15:49	
EPA 904.0	Radium-228	0.945 ± 0.396 (0.623) C:81% T:93%	pCi/L		06/07/22 15:03	
Total Radium Calculation	Total Radium	1.38 ± 0.658 (0.730)	pCi/L		06/27/22 17:40	
SM 2320B	Alkalinity, Total as CaCO3	283	mg/L	2.0	05/18/22 16:09	
SM 2320B	Alkalinity,Bicarbonate (CaCO3)	283	mg/L	2.0	05/18/22 16:09	
SM 2540C	Total Dissolved Solids	2090	mg/L	40.0	05/18/22 09:36	
SM 4500-H+B	pH at 25 Degrees C	7.0	Std. Units	0.10	05/16/22 15:23	H3
SM 5310C	Total Organic Carbon	1.3	mg/L	1.0	05/22/22 00:09	
SM 5310C	Dissolved Organic Carbon	1.5	mg/L	1.0	05/23/22 01:52	
50316233002	**MW-105I**					
EPA 9056	Chloride	118	mg/L	2.5	05/23/22 23:19	
EPA 9056	Fluoride	0.13	mg/L	0.10	05/23/22 23:02	
EPA 9056	Sulfate	87.4	mg/L	2.5	05/23/22 23:19	
EPA 6010	Barium	346	ug/L	10.0	05/22/22 12:16	
EPA 6010	Boron	393	ug/L	100	05/22/22 12:16	
EPA 6010	Calcium	103000	ug/L	1000	05/22/22 12:16	
EPA 6010	Iron	4690	ug/L	100	05/22/22 12:16	
EPA 6010	Magnesium	25100	ug/L	1000	05/22/22 12:16	
EPA 6010	Manganese	124	ug/L	10.0	05/22/22 12:16	
EPA 6010	Potassium	5470	ug/L	1000	05/22/22 12:16	
EPA 6010	Silica	12100	ug/L	450	05/22/22 12:16	N2
EPA 6010	Sodium	68400	ug/L	1000	05/22/22 12:16	
EPA 6010	Manganese, Dissolved	126	ug/L	10.0	05/22/22 02:49	

REPORT OF LABORATORY ANALYSIS

This report shall not be reproduced, except in full,
without the written consent of Pace Analytical Services, LLC.

Pace Analytical Services, LLC
7726 Moller Road
Indianapolis, IN 46268
(317)228-3100

SUMMARY OF DETECTION

Project: Harding St Profile 1 Report 2
Pace Project No.: 50316233

Lab Sample ID / Method	Client Sample ID / Parameters	Result	Units	Report Limit	Analyzed	Qualifiers
50316233002	**MW-105I**					
EPA 903.1	Radium-226	-0.0380 ± 0.268 (0.570) C:NA T:94%	pCi/L		06/21/22 16:08	
EPA 904.0	Radium-228	0.668 ± 0.420 (0.785) C:66% T:94%	pCi/L		06/07/22 15:03	
Total Radium Calculation	Total Radium	0.668 ± 0.688 (1.36)	pCi/L		06/27/22 17:40	
SM 2320B	Alkalinity, Total as CaCO3	284	mg/L	2.0	05/18/22 16:09	
SM 2320B	Alkalinity,Bicarbonate (CaCO3)	284	mg/L	2.0	05/18/22 16:09	
SM 2540C	Total Dissolved Solids	585	mg/L	10.0	05/18/22 09:37	
SM 4500-H+B	pH at 25 Degrees C	7.2	Std. Units	0.10	05/16/22 15:24	H3
SM 5310C	Total Organic Carbon	1.6	mg/L	1.0	05/22/22 00:32	
SM 5310C	Dissolved Organic Carbon	1.6	mg/L	1.0	05/23/22 02:03	
50316233003	**MW-105D**					
EPA 9056	Chloride	115	mg/L	2.5	05/24/22 00:10	
EPA 9056	Fluoride	0.22	mg/L	0.10	05/23/22 23:53	
EPA 9056	Sulfate	120	mg/L	2.5	05/24/22 00:10	
EPA 6010	Barium	332	ug/L	10.0	05/22/22 12:18	
EPA 6010	Boron	1100	ug/L	100	05/22/22 12:18	
EPA 6010	Calcium	101000	ug/L	1000	05/22/22 12:18	
EPA 6010	Iron	5700	ug/L	100	05/22/22 12:18	
EPA 6010	Magnesium	25000	ug/L	1000	05/22/22 12:18	
EPA 6010	Manganese	115	ug/L	10.0	05/22/22 12:18	
EPA 6010	Molybdenum	17.4	ug/L	10.0	05/22/22 12:18	
EPA 6010	Potassium	5420	ug/L	1000	05/22/22 12:18	
EPA 6010	Silica	12200	ug/L	450	05/22/22 12:18	N2
EPA 6010	Sodium	71400	ug/L	1000	05/22/22 12:18	
EPA 6010	Manganese, Dissolved	121	ug/L	10.0	05/22/22 02:55	
EPA 6010	Molybdenum, Dissolved	17.1	ug/L	10.0	05/22/22 02:55	
EPA 6020	Arsenic	4.7	ug/L	1.0	05/16/22 21:07	
EPA 903.1	Radium-226	1.73 ± 0.561 (0.112) C:NA T:88%	pCi/L		06/21/22 16:23	
EPA 904.0	Radium-228	1.09 ± 0.545 (0.933) C:55% T:88%	pCi/L		06/07/22 15:03	
Total Radium Calculation	Total Radium	2.82 ± 1.11 (1.05)	pCi/L		06/27/22 17:40	
SM 2320B	Alkalinity, Total as CaCO3	272	mg/L	2.0	05/18/22 16:09	
SM 2320B	Alkalinity,Bicarbonate (CaCO3)	272	mg/L	2.0	05/18/22 16:09	
SM 2540C	Total Dissolved Solids	609	mg/L	10.0	05/18/22 09:37	
SM 4500-H+B	pH at 25 Degrees C	7.5	Std. Units	0.10	05/16/22 15:25	H3

REPORT OF LABORATORY ANALYSIS

This report shall not be reproduced, except in full,
without the written consent of Pace Analytical Services, LLC.

Pace Analytical Services, LLC
7726 Moller Road
Indianapolis, IN 46268
(317)228-3100

SUMMARY OF DETECTION

Project: Harding St Profile 1 Report 2
Pace Project No.: 50316233

Lab Sample ID / Method	Client Sample ID / Parameters	Result	Units	Report Limit	Analyzed	Qualifiers
50316233003	**MW-105D**					
EPA 353.2	Nitrogen, Nitrate	0.10	mg/L	0.10	05/12/22 09:45	
EPA 365.1	Phosphate as P04	0.26	mg/L	0.15	05/14/22 16:16	
SM 5310C	Total Organic Carbon	1.6	mg/L	1.0	05/22/22 00:49	
SM 5310C	Dissolved Organic Carbon	1.9	mg/L	1.0	05/23/22 02:15	
50316233004	**DUP 4**					
EPA 9056	Chloride	114	mg/L	25.0	05/24/22 01:52	
EPA 9056	Fluoride	0.27	mg/L	0.10	05/24/22 01:18	
EPA 9056	Sulfate	1140	mg/L	25.0	05/24/22 01:52	
EPA 6010	Barium	33.1	ug/L	10.0	05/22/22 12:21	
EPA 6010	Boron	23000	ug/L	100	05/22/22 12:21	
EPA 6010	Calcium	335000	ug/L	2000	05/22/22 13:00	
EPA 6010	Iron	8940	ug/L	100	05/22/22 12:21	
EPA 6010	Lithium	312	ug/L	20.0	05/22/22 12:21	
EPA 6010	Magnesium	85400	ug/L	1000	05/22/22 12:21	
EPA 6010	Manganese	204	ug/L	10.0	05/22/22 12:21	
EPA 6010	Molybdenum	74.5	ug/L	10.0	05/22/22 12:21	
EPA 6010	Potassium	19400	ug/L	1000	05/22/22 12:21	
EPA 6010	Silica	15600	ug/L	450	05/22/22 12:21	N2
EPA 6010	Sodium	133000	ug/L	1000	05/22/22 12:21	
EPA 6010	Manganese, Dissolved	212	ug/L	10.0	05/22/22 02:57	
EPA 6010	Molybdenum, Dissolved	72.5	ug/L	10.0	05/22/22 02:57	
EPA 6020	Arsenic	5.4	ug/L	1.0	05/16/22 21:12	
EPA 903.1	Radium-226	1.01 ± 0.397 (0.101) C:NA T:88%	pCi/L		06/21/22 16:23	
EPA 904.0	Radium-228	0.720 ± 0.414 (0.742) C:67% T:88%	pCi/L		06/07/22 15:03	
Total Radium Calculation	Total Radium	1.73 ± 0.811 (0.843)	pCi/L		06/27/22 17:40	
SM 2320B	Alkalinity, Total as CaCO3	286	mg/L	2.0	05/18/22 16:09	
SM 2320B	Alkalinity,Bicarbonate (CaCO3)	286	mg/L	2.0	05/18/22 16:09	
SM 2540C	Total Dissolved Solids	2130	mg/L	40.0	05/18/22 09:37	
SM 4500-H+B	pH at 25 Degrees C	6.9	Std. Units	0.10	05/16/22 15:28	H3
SM 5310C	Total Organic Carbon	1.3	mg/L	1.0	05/22/22 01:01	
SM 5310C	Dissolved Organic Carbon	1.3	mg/L	1.0	05/23/22 02:52	

REPORT OF LABORATORY ANALYSIS

This report shall not be reproduced, except in full,
without the written consent of Pace Analytical Services, LLC.

Pace Analytical Services, LLC
7726 Moller Road
Indianapolis, IN 46268
(317)228-3100

ANALYTICAL RESULTS

Project: Harding St Profile 1 Report 2
Pace Project No.: 50316233

Sample: MW-105S **Lab ID: 50316233001** Collected: 05/11/22 10:10 Received: 05/11/22 15:30 Matrix: Water

Parameters	Results	Units	Report Limit	DF	Prepared	Analyzed	CAS No.	Qual
9056 IC Anions	Analytical Method: EPA 9056							
	Pace Analytical Services - Indianapolis							
Chloride	**118**	mg/L	25.0	100		05/23/22 22:45	16887-00-6	
Fluoride	**0.28**	mg/L	0.10	1		05/23/22 22:11	16984-48-8	
Sulfate	**1230**	mg/L	25.0	100		05/23/22 22:45	14808-79-8	
6010 MET ICP	Analytical Method: EPA 6010 Preparation Method: EPA 3010							
	Pace Analytical Services - Indianapolis							
Aluminum	ND	ug/L	200	1	05/19/22 14:22	05/22/22 12:14	7429-90-5	
Barium	**32.7**	ug/L	10.0	1	05/19/22 14:22	05/22/22 12:14	7440-39-3	
Boron	**22800**	ug/L	100	1	05/19/22 14:22	05/22/22 12:14	7440-42-8	
Cadmium	ND	ug/L	2.0	1	05/19/22 14:22	05/22/22 12:14	7440-43-9	
Calcium	**335000**	ug/L	2000	2	05/19/22 14:22	05/22/22 12:58	7440-70-2	
Chromium	ND	ug/L	10.0	1	05/19/22 14:22	05/22/22 12:14	7440-47-3	
Iron	**8870**	ug/L	100	1	05/19/22 14:22	05/22/22 12:14	7439-89-6	
Lead	ND	ug/L	10.0	1	05/19/22 14:22	05/22/22 12:14	7439-92-1	
Lithium	**306**	ug/L	20.0	1	05/19/22 14:22	05/22/22 12:14	7439-93-2	
Magnesium	**85700**	ug/L	1000	1	05/19/22 14:22	05/22/22 12:14	7439-95-4	
Manganese	**204**	ug/L	10.0	1	05/19/22 14:22	05/22/22 12:14	7439-96-5	
Molybdenum	**74.0**	ug/L	10.0	1	05/19/22 14:22	05/22/22 12:14	7439-98-7	
Potassium	**19200**	ug/L	1000	1	05/19/22 14:22	05/22/22 12:14	7440-09-7	
Silica	**15300**	ug/L	450	1	05/19/22 14:22	05/22/22 12:14	7631-86-9	N2
Sodium	**132000**	ug/L	1000	1	05/19/22 14:22	05/22/22 12:14	7440-23-5	
6010 MET ICP, Dissolved	Analytical Method: EPA 6010 Preparation Method: EPA 3010							
	Pace Analytical Services - Indianapolis							
Manganese, Dissolved	**208**	ug/L	10.0	1	05/21/22 14:36	05/22/22 02:47	7439-96-5	
Molybdenum, Dissolved	**72.3**	ug/L	10.0	1	05/21/22 14:36	05/22/22 02:47	7439-98-7	
6020 MET ICPMS	Analytical Method: EPA 6020 Preparation Method: EPA 200.2							
	Pace Analytical Services - Indianapolis							
Antimony	ND	ug/L	1.0	1	05/15/22 12:00	05/16/22 20:48	7440-36-0	
Arsenic	**5.5**	ug/L	1.0	1	05/15/22 12:00	05/16/22 20:48	7440-38-2	
Cobalt	ND	ug/L	1.0	1	05/15/22 12:00	05/16/22 20:48	7440-48-4	
Selenium	ND	ug/L	1.0	1	05/15/22 12:00	05/16/22 20:48	7782-49-2	
2320B Alkalinity	Analytical Method: SM 2320B							
	Pace Analytical Services - Indianapolis							
Alkalinity, Total as CaCO3	**283**	mg/L	2.0	1		05/18/22 16:09		
Alkalinity,Bicarbonate (CaCO3)	**283**	mg/L	2.0	1		05/18/22 16:09		
Alkalinity,Carbonate (CaCO3)	ND	mg/L	2.0	1		05/18/22 16:09		
2540C Total Dissolved Solids	Analytical Method: SM 2540C							
	Pace Analytical Services - Indianapolis							
Total Dissolved Solids	**2090**	mg/L	40.0	1		05/18/22 09:36		

REPORT OF LABORATORY ANALYSIS

This report shall not be reproduced, except in full,
without the written consent of Pace Analytical Services, LLC.

Pace Analytical Services, LLC
7726 Moller Road
Indianapolis, IN 46268
(317)228-3100

ANALYTICAL RESULTS

Project: Harding St Profile 1 Report 2
Pace Project No.: 50316233

Sample: MW-105S **Lab ID: 50316233001** Collected: 05/11/22 10:10 Received: 05/11/22 15:30 Matrix: Water

Parameters	Results	Units	Report Limit	DF	Prepared	Analyzed	CAS No.	Qual
4500H+ pH, Electrometric	Analytical Method: SM 4500-H+B Pace Analytical Services - Indianapolis							
pH at 25 Degrees C	**7.0**	Std. Units	0.10	1		05/16/22 15:23		H3
4500S2D Sulfide Water	Analytical Method: SM 4500-S2-D Pace Analytical Services - Indianapolis							
Sulfide	ND	mg/L	0.10	1		05/13/22 09:09	18496-25-8	
Iron, Ferrous	Analytical Method: HACH 8146 Pace Analytical Services - Indianapolis							
Iron, Ferrous	ND	mg/L	0.20	1		05/24/22 20:17	15438-31-0	H3,N2
353.2 Nitrogen, NO2/NO3 unpres	Analytical Method: EPA 353.2 Pace Analytical Services - Indianapolis							
Nitrogen, Nitrate	ND	mg/L	0.10	1		05/12/22 09:18	14797-55-8	
Nitrogen, Nitrite	ND	mg/L	0.10	1		05/12/22 09:18	14797-65-0	
365.1 Total Phosphorus	Analytical Method: EPA 365.1 Preparation Method: EPA 365.1 Pace Analytical Services - Indianapolis							
Phosphate as P04	ND	mg/L	0.15	1	05/13/22 11:00	05/14/22 16:14		
5310C TOC	Analytical Method: SM 5310C Pace Analytical Services - Indianapolis							
Total Organic Carbon	**1.3**	mg/L	1.0	1		05/22/22 00:09	7440-44-0	
5310C Dissolved Organic Carbon	Analytical Method: SM 5310C Pace Analytical Services - Indianapolis							
Dissolved Organic Carbon	**1.5**	mg/L	1.0	1		05/23/22 01:52		

REPORT OF LABORATORY ANALYSIS

This report shall not be reproduced, except in full,
without the written consent of Pace Analytical Services, LLC.

Pace Analytical Services, LLC
7726 Moller Road
Indianapolis, IN 46268
(317)228-3100

ANALYTICAL RESULTS

Project: Harding St Profile 1 Report 2
Pace Project No.: 50316233

Sample: MW-105I **Lab ID: 50316233002** Collected: 05/11/22 11:45 Received: 05/11/22 15:30 Matrix: Water

Parameters	Results	Units	Report Limit	DF	Prepared	Analyzed	CAS No.	Qual
9056 IC Anions	Analytical Method: EPA 9056							
	Pace Analytical Services - Indianapolis							
Chloride	**118**	mg/L	2.5	10		05/23/22 23:19	16887-00-6	
Fluoride	**0.13**	mg/L	0.10	1		05/23/22 23:02	16984-48-8	
Sulfate	**87.4**	mg/L	2.5	10		05/23/22 23:19	14808-79-8	
6010 MET ICP	Analytical Method: EPA 6010 Preparation Method: EPA 3010							
	Pace Analytical Services - Indianapolis							
Aluminum	ND	ug/L	200	1	05/19/22 14:22	05/22/22 12:16	7429-90-5	
Barium	**346**	ug/L	10.0	1	05/19/22 14:22	05/22/22 12:16	7440-39-3	
Boron	**393**	ug/L	100	1	05/19/22 14:22	05/22/22 12:16	7440-42-8	
Cadmium	ND	ug/L	2.0	1	05/19/22 14:22	05/22/22 12:16	7440-43-9	
Calcium	**103000**	ug/L	1000	1	05/19/22 14:22	05/22/22 12:16	7440-70-2	
Chromium	ND	ug/L	10.0	1	05/19/22 14:22	05/22/22 12:16	7440-47-3	
Iron	**4690**	ug/L	100	1	05/19/22 14:22	05/22/22 12:16	7439-89-6	
Lead	ND	ug/L	10.0	1	05/19/22 14:22	05/22/22 12:16	7439-92-1	
Lithium	ND	ug/L	20.0	1	05/19/22 14:22	05/22/22 12:16	7439-93-2	
Magnesium	**25100**	ug/L	1000	1	05/19/22 14:22	05/22/22 12:16	7439-95-4	
Manganese	**124**	ug/L	10.0	1	05/19/22 14:22	05/22/22 12:16	7439-96-5	
Molybdenum	ND	ug/L	10.0	1	05/19/22 14:22	05/22/22 12:16	7439-98-7	
Potassium	**5470**	ug/L	1000	1	05/19/22 14:22	05/22/22 12:16	7440-09-7	
Silica	**12100**	ug/L	450	1	05/19/22 14:22	05/22/22 12:16	7631-86-9	N2
Sodium	**68400**	ug/L	1000	1	05/19/22 14:22	05/22/22 12:16	7440-23-5	
6010 MET ICP, Dissolved	Analytical Method: EPA 6010 Preparation Method: EPA 3010							
	Pace Analytical Services - Indianapolis							
Manganese, Dissolved	**126**	ug/L	10.0	1	05/21/22 14:36	05/22/22 02:49	7439-96-5	
Molybdenum, Dissolved	ND	ug/L	10.0	1	05/21/22 14:36	05/22/22 02:49	7439-98-7	
6020 MET ICPMS	Analytical Method: EPA 6020 Preparation Method: EPA 200.2							
	Pace Analytical Services - Indianapolis							
Antimony	ND	ug/L	1.0	1	05/15/22 12:00	05/16/22 20:52	7440-36-0	
Arsenic	ND	ug/L	1.0	1	05/15/22 12:00	05/16/22 20:52	7440-38-2	
Cobalt	ND	ug/L	1.0	1	05/15/22 12:00	05/16/22 20:52	7440-48-4	
Selenium	ND	ug/L	1.0	1	05/15/22 12:00	05/16/22 20:52	7782-49-2	
2320B Alkalinity	Analytical Method: SM 2320B							
	Pace Analytical Services - Indianapolis							
Alkalinity, Total as CaCO3	**284**	mg/L	2.0	1		05/18/22 16:09		
Alkalinity,Bicarbonate (CaCO3)	**284**	mg/L	2.0	1		05/18/22 16:09		
Alkalinity,Carbonate (CaCO3)	ND	mg/L	2.0	1		05/18/22 16:09		
2540C Total Dissolved Solids	Analytical Method: SM 2540C							
	Pace Analytical Services - Indianapolis							
Total Dissolved Solids	**585**	mg/L	10.0	1		05/18/22 09:37		

REPORT OF LABORATORY ANALYSIS

This report shall not be reproduced, except in full,
without the written consent of Pace Analytical Services, LLC.

Pace Analytical Services, LLC
7726 Moller Road
Indianapolis, IN 46268
(317)228-3100

ANALYTICAL RESULTS

Project: Harding St Profile 1 Report 2
Pace Project No.: 50316233

Sample: MW-105I **Lab ID: 50316233002** Collected: 05/11/22 11:45 Received: 05/11/22 15:30 Matrix: Water

Parameters	Results	Units	Report Limit	DF	Prepared	Analyzed	CAS No.	Qual
4500H+ pH, Electrometric	Analytical Method: SM 4500-H+B Pace Analytical Services - Indianapolis							
pH at 25 Degrees C	**7.2**	Std. Units	0.10	1		05/16/22 15:24		H3
4500S2D Sulfide Water	Analytical Method: SM 4500-S2-D Pace Analytical Services - Indianapolis							
Sulfide	ND	mg/L	0.10	1		05/13/22 09:09	18496-25-8	
Iron, Ferrous	Analytical Method: HACH 8146 Pace Analytical Services - Indianapolis							
Iron, Ferrous	ND	mg/L	0.20	1		05/24/22 21:42	15438-31-0	H3,N2
353.2 Nitrogen, NO2/NO3 unpres	Analytical Method: EPA 353.2 Pace Analytical Services - Indianapolis							
Nitrogen, Nitrate	ND	mg/L	0.10	1		05/12/22 09:27	14797-55-8	
Nitrogen, Nitrite	ND	mg/L	0.10	1		05/12/22 09:27	14797-65-0	
365.1 Total Phosphorus	Analytical Method: EPA 365.1 Preparation Method: EPA 365.1 Pace Analytical Services - Indianapolis							
Phosphate as P04	ND	mg/L	0.15	1	05/13/22 11:00	05/14/22 16:15		
5310C TOC	Analytical Method: SM 5310C Pace Analytical Services - Indianapolis							
Total Organic Carbon	**1.6**	mg/L	1.0	1		05/22/22 00:32	7440-44-0	
5310C Dissolved Organic Carbon	Analytical Method: SM 5310C Pace Analytical Services - Indianapolis							
Dissolved Organic Carbon	**1.6**	mg/L	1.0	1		05/23/22 02:03		

REPORT OF LABORATORY ANALYSIS

This report shall not be reproduced, except in full,
without the written consent of Pace Analytical Services, LLC.

Pace Analytical Services, LLC
7726 Moller Road
Indianapolis, IN 46268
(317)228-3100

ANALYTICAL RESULTS

Project: Harding St Profile 1 Report 2
Pace Project No.: 50316233

Sample: MW-105D **Lab ID: 50316233003** Collected: 05/11/22 13:50 Received: 05/11/22 15:30 Matrix: Water

Parameters	Results	Units	Report Limit	DF	Prepared	Analyzed	CAS No.	Qual
9056 IC Anions	Analytical Method: EPA 9056							
	Pace Analytical Services - Indianapolis							
Chloride	**115**	mg/L	2.5	10		05/24/22 00:10	16887-00-6	
Fluoride	**0.22**	mg/L	0.10	1		05/23/22 23:53	16984-48-8	
Sulfate	**120**	mg/L	2.5	10		05/24/22 00:10	14808-79-8	
6010 MET ICP	Analytical Method: EPA 6010 Preparation Method: EPA 3010							
	Pace Analytical Services - Indianapolis							
Aluminum	ND	ug/L	200	1	05/19/22 14:22	05/22/22 12:18	7429-90-5	
Barium	**332**	ug/L	10.0	1	05/19/22 14:22	05/22/22 12:18	7440-39-3	
Boron	**1100**	ug/L	100	1	05/19/22 14:22	05/22/22 12:18	7440-42-8	
Cadmium	ND	ug/L	2.0	1	05/19/22 14:22	05/22/22 12:18	7440-43-9	
Calcium	**101000**	ug/L	1000	1	05/19/22 14:22	05/22/22 12:18	7440-70-2	
Chromium	ND	ug/L	10.0	1	05/19/22 14:22	05/22/22 12:18	7440-47-3	
Iron	**5700**	ug/L	100	1	05/19/22 14:22	05/22/22 12:18	7439-89-6	
Lead	ND	ug/L	10.0	1	05/19/22 14:22	05/22/22 12:18	7439-92-1	
Lithium	ND	ug/L	20.0	1	05/19/22 14:22	05/22/22 12:18	7439-93-2	
Magnesium	**25000**	ug/L	1000	1	05/19/22 14:22	05/22/22 12:18	7439-95-4	
Manganese	**115**	ug/L	10.0	1	05/19/22 14:22	05/22/22 12:18	7439-96-5	
Molybdenum	**17.4**	ug/L	10.0	1	05/19/22 14:22	05/22/22 12:18	7439-98-7	
Potassium	**5420**	ug/L	1000	1	05/19/22 14:22	05/22/22 12:18	7440-09-7	
Silica	**12200**	ug/L	450	1	05/19/22 14:22	05/22/22 12:18	7631-86-9	N2
Sodium	**71400**	ug/L	1000	1	05/19/22 14:22	05/22/22 12:18	7440-23-5	
6010 MET ICP, Dissolved	Analytical Method: EPA 6010 Preparation Method: EPA 3010							
	Pace Analytical Services - Indianapolis							
Manganese, Dissolved	**121**	ug/L	10.0	1	05/21/22 14:36	05/22/22 02:55	7439-96-5	
Molybdenum, Dissolved	**17.1**	ug/L	10.0	1	05/21/22 14:36	05/22/22 02:55	7439-98-7	
6020 MET ICPMS	Analytical Method: EPA 6020 Preparation Method: EPA 200.2							
	Pace Analytical Services - Indianapolis							
Antimony	ND	ug/L	1.0	1	05/15/22 12:00	05/16/22 21:07	7440-36-0	
Arsenic	**4.7**	ug/L	1.0	1	05/15/22 12:00	05/16/22 21:07	7440-38-2	
Cobalt	ND	ug/L	1.0	1	05/15/22 12:00	05/16/22 21:07	7440-48-4	
Selenium	ND	ug/L	1.0	1	05/15/22 12:00	05/16/22 21:07	7782-49-2	
2320B Alkalinity	Analytical Method: SM 2320B							
	Pace Analytical Services - Indianapolis							
Alkalinity, Total as CaCO3	**272**	mg/L	2.0	1		05/18/22 16:09		
Alkalinity,Bicarbonate (CaCO3)	**272**	mg/L	2.0	1		05/18/22 16:09		
Alkalinity,Carbonate (CaCO3)	ND	mg/L	2.0	1		05/18/22 16:09		
2540C Total Dissolved Solids	Analytical Method: SM 2540C							
	Pace Analytical Services - Indianapolis							
Total Dissolved Solids	**609**	mg/L	10.0	1		05/18/22 09:37		

REPORT OF LABORATORY ANALYSIS

This report shall not be reproduced, except in full,
without the written consent of Pace Analytical Services, LLC.

Pace Analytical Services, LLC
7726 Moller Road
Indianapolis, IN 46268
(317)228-3100

ANALYTICAL RESULTS

Project: Harding St Profile 1 Report 2
Pace Project No.: 50316233

Sample: MW-105D **Lab ID: 50316233003** Collected: 05/11/22 13:50 Received: 05/11/22 15:30 Matrix: Water

Parameters	Results	Units	Report Limit	DF	Prepared	Analyzed	CAS No.	Qual
4500H+ pH, Electrometric	Analytical Method: SM 4500-H+B Pace Analytical Services - Indianapolis							
pH at 25 Degrees C	**7.5**	Std. Units	0.10	1		05/16/22 15:25		H3
4500S2D Sulfide Water	Analytical Method: SM 4500-S2-D Pace Analytical Services - Indianapolis							
Sulfide	ND	mg/L	0.10	1		05/13/22 09:09	18496-25-8	
Iron, Ferrous	Analytical Method: HACH 8146 Pace Analytical Services - Indianapolis							
Iron, Ferrous	ND	mg/L	0.20	1		05/24/22 21:46	15438-31-0	H3,N2
353.2 Nitrogen, NO2/NO3 unpres	Analytical Method: EPA 353.2 Pace Analytical Services - Indianapolis							
Nitrogen, Nitrate	**0.10**	mg/L	0.10	1		05/12/22 09:45	14797-55-8	
Nitrogen, Nitrite	ND	mg/L	0.10	1		05/12/22 09:45	14797-65-0	
365.1 Total Phosphorus	Analytical Method: EPA 365.1 Preparation Method: EPA 365.1 Pace Analytical Services - Indianapolis							
Phosphate as P04	**0.26**	mg/L	0.15	1	05/13/22 11:00	05/14/22 16:16		
5310C TOC	Analytical Method: SM 5310C Pace Analytical Services - Indianapolis							
Total Organic Carbon	**1.6**	mg/L	1.0	1		05/22/22 00:49	7440-44-0	
5310C Dissolved Organic Carbon	Analytical Method: SM 5310C Pace Analytical Services - Indianapolis							
Dissolved Organic Carbon	**1.9**	mg/L	1.0	1		05/23/22 02:15		

REPORT OF LABORATORY ANALYSIS

This report shall not be reproduced, except in full,
without the written consent of Pace Analytical Services, LLC.

Pace Analytical Services, LLC
7726 Moller Road
Indianapolis, IN 46268
(317)228-3100

ANALYTICAL RESULTS

Project: Harding St Profile 1 Report 2
Pace Project No.: 50316233

Sample: DUP 4 **Lab ID: 50316233004** Collected: 05/11/22 08:00 Received: 05/11/22 15:30 Matrix: Water

Parameters	Results	Units	Report Limit	DF	Prepared	Analyzed	CAS No.	Qual
9056 IC Anions	Analytical Method: EPA 9056							
	Pace Analytical Services - Indianapolis							
Chloride	**114**	mg/L	25.0	100		05/24/22 01:52	16887-00-6	
Fluoride	**0.27**	mg/L	0.10	1		05/24/22 01:18	16984-48-8	
Sulfate	**1140**	mg/L	25.0	100		05/24/22 01:52	14808-79-8	
6010 MET ICP	Analytical Method: EPA 6010 Preparation Method: EPA 3010							
	Pace Analytical Services - Indianapolis							
Aluminum	ND	ug/L	200	1	05/19/22 14:22	05/22/22 12:21	7429-90-5	
Barium	**33.1**	ug/L	10.0	1	05/19/22 14:22	05/22/22 12:21	7440-39-3	
Boron	**23000**	ug/L	100	1	05/19/22 14:22	05/22/22 12:21	7440-42-8	
Cadmium	ND	ug/L	2.0	1	05/19/22 14:22	05/22/22 12:21	7440-43-9	
Calcium	**335000**	ug/L	2000	2	05/19/22 14:22	05/22/22 13:00	7440-70-2	
Chromium	ND	ug/L	10.0	1	05/19/22 14:22	05/22/22 12:21	7440-47-3	
Iron	**8940**	ug/L	100	1	05/19/22 14:22	05/22/22 12:21	7439-89-6	
Lead	ND	ug/L	10.0	1	05/19/22 14:22	05/22/22 12:21	7439-92-1	
Lithium	**312**	ug/L	20.0	1	05/19/22 14:22	05/22/22 12:21	7439-93-2	
Magnesium	**85400**	ug/L	1000	1	05/19/22 14:22	05/22/22 12:21	7439-95-4	
Manganese	**204**	ug/L	10.0	1	05/19/22 14:22	05/22/22 12:21	7439-96-5	
Molybdenum	**74.5**	ug/L	10.0	1	05/19/22 14:22	05/22/22 12:21	7439-98-7	
Potassium	**19400**	ug/L	1000	1	05/19/22 14:22	05/22/22 12:21	7440-09-7	
Silica	**15600**	ug/L	450	1	05/19/22 14:22	05/22/22 12:21	7631-86-9	N2
Sodium	**133000**	ug/L	1000	1	05/19/22 14:22	05/22/22 12:21	7440-23-5	
6010 MET ICP, Dissolved	Analytical Method: EPA 6010 Preparation Method: EPA 3010							
	Pace Analytical Services - Indianapolis							
Manganese, Dissolved	**212**	ug/L	10.0	1	05/21/22 14:36	05/22/22 02:57	7439-96-5	
Molybdenum, Dissolved	**72.5**	ug/L	10.0	1	05/21/22 14:36	05/22/22 02:57	7439-98-7	
6020 MET ICPMS	Analytical Method: EPA 6020 Preparation Method: EPA 200.2							
	Pace Analytical Services - Indianapolis							
Antimony	ND	ug/L	1.0	1	05/15/22 12:00	05/16/22 21:12	7440-36-0	
Arsenic	**5.4**	ug/L	1.0	1	05/15/22 12:00	05/16/22 21:12	7440-38-2	
Cobalt	ND	ug/L	1.0	1	05/15/22 12:00	05/16/22 21:12	7440-48-4	
Selenium	ND	ug/L	1.0	1	05/15/22 12:00	05/16/22 21:12	7782-49-2	
2320B Alkalinity	Analytical Method: SM 2320B							
	Pace Analytical Services - Indianapolis							
Alkalinity, Total as CaCO3	**286**	mg/L	2.0	1		05/18/22 16:09		
Alkalinity,Bicarbonate (CaCO3)	**286**	mg/L	2.0	1		05/18/22 16:09		
Alkalinity,Carbonate (CaCO3)	ND	mg/L	2.0	1		05/18/22 16:09		
2540C Total Dissolved Solids	Analytical Method: SM 2540C							
	Pace Analytical Services - Indianapolis							
Total Dissolved Solids	**2130**	mg/L	40.0	1		05/18/22 09:37		

REPORT OF LABORATORY ANALYSIS

This report shall not be reproduced, except in full,
without the written consent of Pace Analytical Services, LLC.

Pace Analytical Services, LLC
7726 Moller Road
Indianapolis, IN 46268
(317)228-3100

ANALYTICAL RESULTS

Project: Harding St Profile 1 Report 2
Pace Project No.: 50316233

Sample: DUP 4 **Lab ID: 50316233004** Collected: 05/11/22 08:00 Received: 05/11/22 15:30 Matrix: Water

Parameters	Results	Units	Report Limit	DF	Prepared	Analyzed	CAS No.	Qual
4500H+ pH, Electrometric	Analytical Method: SM 4500-H+B Pace Analytical Services - Indianapolis							
pH at 25 Degrees C	**6.9**	Std. Units	0.10	1		05/16/22 15:28		H3
4500S2D Sulfide Water	Analytical Method: SM 4500-S2-D Pace Analytical Services - Indianapolis							
Sulfide	ND	mg/L	0.10	1		05/13/22 09:09	18496-25-8	
Iron, Ferrous	Analytical Method: HACH 8146 Pace Analytical Services - Indianapolis							
Iron, Ferrous	ND	mg/L	0.20	1		05/24/22 20:17	15438-31-0	H3,N2
353.2 Nitrogen, NO2/NO3 unpres	Analytical Method: EPA 353.2 Pace Analytical Services - Indianapolis							
Nitrogen, Nitrate	ND	mg/L	0.10	1		05/12/22 09:16	14797-55-8	
Nitrogen, Nitrite	ND	mg/L	0.10	1		05/12/22 09:16	14797-65-0	
365.1 Total Phosphorus	Analytical Method: EPA 365.1 Preparation Method: EPA 365.1 Pace Analytical Services - Indianapolis							
Phosphate as P04	ND	mg/L	0.15	1	05/13/22 11:00	05/14/22 16:17		
5310C TOC	Analytical Method: SM 5310C Pace Analytical Services - Indianapolis							
Total Organic Carbon	**1.3**	mg/L	1.0	1		05/22/22 01:01	7440-44-0	
5310C Dissolved Organic Carbon	Analytical Method: SM 5310C Pace Analytical Services - Indianapolis							
Dissolved Organic Carbon	**1.3**	mg/L	1.0	1		05/23/22 02:52		

REPORT OF LABORATORY ANALYSIS

This report shall not be reproduced, except in full,
without the written consent of Pace Analytical Services, LLC.

Pace Analytical Services, LLC
7726 Moller Road
Indianapolis, IN 46268
(317)228-3100

QUALITY CONTROL DATA

Project: Harding St Profile 1 Report 2
Pace Project No.: 50316233

QC Batch: 677373
QC Batch Method: EPA 9056
Analysis Method: EPA 9056
Analysis Description: 9056 IC Anions
Laboratory: Pace Analytical Services - Indianapolis
Associated Lab Samples: 50316233001, 50316233002, 50316233003, 50316233004

METHOD BLANK: 3118869 Matrix: Water
Associated Lab Samples: 50316233001, 50316233002, 50316233003, 50316233004

Parameter	Units	Blank Result	Reporting Limit	Analyzed	Qualifiers
Chloride	mg/L	ND	0.25	05/20/22 18:21	
Fluoride	mg/L	ND	0.10	05/20/22 18:21	
Sulfate	mg/L	ND	0.25	05/20/22 18:21	

LABORATORY CONTROL SAMPLE: 3118870

Parameter	Units	Spike Conc.	LCS Result	LCS % Rec	% Rec Limits	Qualifiers
Chloride	mg/L	1.2	1.1	92	80-120	
Fluoride	mg/L	0.5	0.48	95	80-120	
Sulfate	mg/L	2.5	2.6	103	80-120	

MATRIX SPIKE & MATRIX SPIKE DUPLICATE: 3118871 3118872

Parameter	Units	50316224003 Result	MS Spike Conc.	MSD Spike Conc.	MS Result	MSD Result	MS % Rec	MSD % Rec	% Rec Limits	RPD	Max RPD	Qual
Chloride	mg/L	88.8	12.5	12.5	99.9	100	89	90	80-120	0	15	
Fluoride	mg/L	0.32	0.5	0.5	0.81	0.82	98	99	80-120	1	15	
Sulfate	mg/L	88.0	25	25	109	109	85	82	80-120	1	15	

Results presented on this page are in the units indicated by the "Units" column except where an alternate unit is presented to the right of the result.

REPORT OF LABORATORY ANALYSIS

This report shall not be reproduced, except in full,
without the written consent of Pace Analytical Services, LLC.

Pace Analytical Services, LLC
7726 Moller Road
Indianapolis, IN 46268
(317)228-3100

QUALITY CONTROL DATA

Project: Harding St Profile 1 Report 2
Pace Project No.: 50316233

QC Batch: 676914
QC Batch Method: EPA 3010
Analysis Method: EPA 6010
Analysis Description: 6010 MET
Laboratory: Pace Analytical Services - Indianapolis
Associated Lab Samples: 50316233001, 50316233002, 50316233003, 50316233004

METHOD BLANK: 3116514 Matrix: Water
Associated Lab Samples: 50316233001, 50316233002, 50316233003, 50316233004

Parameter	Units	Blank Result	Reporting Limit	Analyzed	Qualifiers
Aluminum	ug/L	ND	200	05/22/22 11:37	
Barium	ug/L	ND	10.0	05/22/22 11:37	
Boron	ug/L	ND	100	05/22/22 11:37	
Cadmium	ug/L	ND	2.0	05/22/22 11:37	
Calcium	ug/L	ND	1000	05/22/22 11:37	
Chromium	ug/L	ND	10.0	05/22/22 11:37	
Iron	ug/L	ND	100	05/22/22 11:37	
Lead	ug/L	ND	10.0	05/22/22 11:37	
Lithium	ug/L	ND	20.0	05/22/22 11:37	
Magnesium	ug/L	ND	1000	05/22/22 11:37	
Manganese	ug/L	ND	10.0	05/22/22 11:37	
Molybdenum	ug/L	ND	10.0	05/22/22 11:37	
Potassium	ug/L	ND	1000	05/22/22 11:37	
Silica	ug/L	ND	450	05/22/22 11:37	N2
Sodium	ug/L	ND	1000	05/22/22 11:37	

LABORATORY CONTROL SAMPLE: 3116515

Parameter	Units	Spike Conc.	LCS Result	LCS % Rec	% Rec Limits	Qualifiers
Aluminum	ug/L	10000	10100	101	80-120	
Barium	ug/L	1000	1070	107	80-120	
Boron	ug/L	1000	1020	102	80-120	
Cadmium	ug/L	1000	988	99	80-120	
Calcium	ug/L	10000	10200	102	80-120	
Chromium	ug/L	1000	1030	103	80-120	
Iron	ug/L	10000	10500	105	80-120	
Lead	ug/L	1000	967	97	80-120	
Lithium	ug/L	1000	1020	102	80-120	
Magnesium	ug/L	10000	9900	99	80-120	
Manganese	ug/L	1000	971	97	80-120	
Molybdenum	ug/L	1000	1060	106	80-120	
Potassium	ug/L	10000	10300	103	80-120	
Silica	ug/L	10700	10300	96	80-120	N2
Sodium	ug/L	10000	10100	101	80-120	

Results presented on this page are in the units indicated by the "Units" column except where an alternate unit is presented to the right of the result.

REPORT OF LABORATORY ANALYSIS

This report shall not be reproduced, except in full,
without the written consent of Pace Analytical Services, LLC.

Pace Analytical Services, LLC
7726 Moller Road
Indianapolis, IN 46268
(317)228-3100

QUALITY CONTROL DATA

Project: Harding St Profile 1 Report 2
Pace Project No.: 50316233

MATRIX SPIKE & MATRIX SPIKE DUPLICATE: 3116516 3116517

Parameter	Units	50316224003 Result	MS Spike Conc.	MSD Spike Conc.	MS Result	MSD Result	MS % Rec	MSD % Rec	% Rec Limits	RPD	Max RPD	Qual
Aluminum	ug/L	ND	10000	10000	10200	10200	101	102	75-125	0	20	
Barium	ug/L	60.9	1000	1000	1140	1110	108	105	75-125	2	20	
Boron	ug/L	867	1000	1000	1900	1900	104	103	75-125	0	20	
Cadmium	ug/L	ND	1000	1000	994	992	99	99	75-125	0	20	
Calcium	ug/L	70000	10000	10000	80700	79700	106	97	75-125	1	20	
Chromium	ug/L	ND	1000	1000	1020	1010	102	101	75-125	1	20	
Iron	ug/L	1580	10000	10000	12100	11900	105	103	75-125	1	20	
Lead	ug/L	ND	1000	1000	942	934	94	93	75-125	1	20	
Lithium	ug/L	84.5	1000	1000	1140	1130	106	104	75-125	1	20	
Magnesium	ug/L	19400	10000	10000	29400	29000	100	96	75-125	2	20	
Manganese	ug/L	316	1000	1000	1280	1270	97	96	75-125	1	20	
Molybdenum	ug/L	104	1000	1000	1170	1160	106	105	75-125	1	20	
Potassium	ug/L	7390	10000	10000	18200	17800	108	105	75-125	2	20	
Silica	ug/L	9130	10700	10700	19700	19700	99	99	75-125	0	20	N2
Sodium	ug/L	75700	10000	10000	87400	85500	117	99	75-125	2	20	

Results presented on this page are in the units indicated by the "Units" column except where an alternate unit is presented to the right of the result.

REPORT OF LABORATORY ANALYSIS

This report shall not be reproduced, except in full,
without the written consent of Pace Analytical Services, LLC.

Pace Analytical Services, LLC
7726 Moller Road
Indianapolis, IN 46268
(317)228-3100

QUALITY CONTROL DATA

Project: Harding St Profile 1 Report 2
Pace Project No.: 50316233

QC Batch: 677433
QC Batch Method: EPA 3010
Analysis Method: EPA 6010
Analysis Description: 6010 MET Dissolved
Laboratory: Pace Analytical Services - Indianapolis
Associated Lab Samples: 50316233001, 50316233002, 50316233003, 50316233004

METHOD BLANK: 3119294 Matrix: Water
Associated Lab Samples: 50316233001, 50316233002, 50316233003, 50316233004

Parameter	Units	Blank Result	Reporting Limit	Analyzed	Qualifiers
Manganese, Dissolved	ug/L	ND	10.0	05/22/22 02:16	
Molybdenum, Dissolved	ug/L	ND	10.0	05/22/22 02:16	

LABORATORY CONTROL SAMPLE: 3119295

Parameter	Units	Spike Conc.	LCS Result	LCS % Rec	% Rec Limits	Qualifiers
Manganese, Dissolved	ug/L	1000	971	97	80-120	
Molybdenum, Dissolved	ug/L	1000	1000	100	80-120	

MATRIX SPIKE & MATRIX SPIKE DUPLICATE: 3119296 3119297

Parameter	Units	50316224003 Result	MS Spike Conc.	MSD Spike Conc.	MS Result	MSD Result	MS % Rec	MSD % Rec	% Rec Limits	RPD	Max RPD	Qual
Manganese, Dissolved	ug/L	309	1000	1000	1290	1220	98	91	75-125	6	20	
Molybdenum, Dissolved	ug/L	102	1000	1000	1120	1060	102	95	75-125	6	20	

Results presented on this page are in the units indicated by the "Units" column except where an alternate unit is presented to the right of the result.

REPORT OF LABORATORY ANALYSIS

This report shall not be reproduced, except in full,
without the written consent of Pace Analytical Services, LLC.

Pace Analytical Services, LLC
7726 Moller Road
Indianapolis, IN 46268
(317)228-3100

QUALITY CONTROL DATA

Project: Harding St Profile 1 Report 2
Pace Project No.: 50316233

QC Batch: 676262
QC Batch Method: EPA 200.2
Analysis Method: EPA 6020
Analysis Description: 6020 MET
Laboratory: Pace Analytical Services - Indianapolis
Associated Lab Samples: 50316233001, 50316233002, 50316233003, 50316233004

METHOD BLANK: 3114075 Matrix: Water
Associated Lab Samples: 50316233001, 50316233002, 50316233003, 50316233004

Parameter	Units	Blank Result	Reporting Limit	Analyzed	Qualifiers
Antimony	ug/L	ND	1.0	05/16/22 14:41	
Arsenic	ug/L	ND	1.0	05/16/22 14:41	
Cobalt	ug/L	ND	1.0	05/16/22 14:41	
Selenium	ug/L	ND	1.0	05/16/22 14:41	

LABORATORY CONTROL SAMPLE: 3114076

Parameter	Units	Spike Conc.	LCS Result	LCS % Rec	% Rec Limits	Qualifiers
Antimony	ug/L	40	43.2	108	80-120	
Arsenic	ug/L	40	40.4	101	80-120	
Cobalt	ug/L	40	40.8	102	80-120	
Selenium	ug/L	40	40.6	101	80-120	

MATRIX SPIKE & MATRIX SPIKE DUPLICATE: 3114077 3114078

Parameter	Units	50315619003 Result	MS Spike Conc.	MSD Spike Conc.	MS Result	MSD Result	MS % Rec	MSD % Rec	% Rec Limits	RPD	Max RPD	Qual
Antimony	ug/L	0.14J	40	40	43.7	44.8	109	112	75-125	2	20	
Arsenic	ug/L	ND	40	40	38.7	38.3	96	95	75-125	1	20	
Cobalt	ug/L	0.10J	40	40	38.2	39.0	95	97	75-125	2	20	
Selenium	ug/L	2.8	40	40	40.8	40.2	95	93	75-125	2	20	

Results presented on this page are in the units indicated by the "Units" column except where an alternate unit is presented to the right of the result.

REPORT OF LABORATORY ANALYSIS

This report shall not be reproduced, except in full,
without the written consent of Pace Analytical Services, LLC.

Pace Analytical Services, LLC
7726 Moller Road
Indianapolis, IN 46268
(317)228-3100

QUALITY CONTROL DATA

Project: Harding St Profile 1 Report 2
Pace Project No.: 50316233

QC Batch: 676828
QC Batch Method: SM 2320B
Analysis Method: SM 2320B
Analysis Description: 2320B Alkalinity
Laboratory: Pace Analytical Services - Indianapolis
Associated Lab Samples: 50316233001, 50316233002, 50316233003, 50316233004

METHOD BLANK: 3116149 Matrix: Water
Associated Lab Samples: 50316233001, 50316233002, 50316233003, 50316233004

Parameter	Units	Blank Result	Reporting Limit	Analyzed	Qualifiers
Alkalinity, Total as CaCO3	mg/L	ND	2.0	05/18/22 16:09	
Alkalinity,Bicarbonate (CaCO3)	mg/L	ND	2.0	05/18/22 16:09	
Alkalinity,Carbonate (CaCO3)	mg/L	ND	2.0	05/18/22 16:09	

LABORATORY CONTROL SAMPLE: 3116150

Parameter	Units	Spike Conc.	LCS Result	LCS % Rec	% Rec Limits	Qualifiers
Alkalinity, Total as CaCO3	mg/L	50	51.5	103	90-110	

SAMPLE DUPLICATE: 3116151

Parameter	Units	50316224003 Result	Dup Result	RPD	Max RPD	Qualifiers
Alkalinity, Total as CaCO3	mg/L	235	236	1	20	
Alkalinity,Bicarbonate (CaCO3)	mg/L	235	236	1	20	
Alkalinity,Carbonate (CaCO3)	mg/L	ND	ND		20	

SAMPLE DUPLICATE: 3116152

Parameter	Units	50316329004 Result	Dup Result	RPD	Max RPD	Qualifiers
Alkalinity, Total as CaCO3	mg/L	274	274	0	20	
Alkalinity,Bicarbonate (CaCO3)	mg/L	266	264	0	20	
Alkalinity,Carbonate (CaCO3)	mg/L	8.0	9.4	16	20	

Results presented on this page are in the units indicated by the "Units" column except where an alternate unit is presented to the right of the result.

REPORT OF LABORATORY ANALYSIS

This report shall not be reproduced, except in full,
without the written consent of Pace Analytical Services, LLC.

Pace Analytical Services, LLC
7726 Moller Road
Indianapolis, IN 46268
(317)228-3100

QUALITY CONTROL DATA

Project: Harding St Profile 1 Report 2
Pace Project No.: 50316233

QC Batch: 676814 | Analysis Method: SM 2540C
QC Batch Method: SM 2540C | Analysis Description: 2540C Total Dissolved Solids
Laboratory: Pace Analytical Services - Indianapolis
Associated Lab Samples: 50316233001, 50316233002, 50316233003, 50316233004

METHOD BLANK: 3116097 Matrix: Water
Associated Lab Samples: 50316233001, 50316233002, 50316233003, 50316233004

Parameter	Units	Blank Result	Reporting Limit	Analyzed	Qualifiers
Total Dissolved Solids	mg/L	ND	10.0	05/18/22 09:32	

LABORATORY CONTROL SAMPLE: 3116098

Parameter	Units	Spike Conc.	LCS Result	LCS % Rec	% Rec Limits	Qualifiers
Total Dissolved Solids	mg/L	300	284	95	80-120	

SAMPLE DUPLICATE: 3116099

Parameter	Units	50316227001 Result	Dup Result	RPD	Max RPD	Qualifiers
Total Dissolved Solids	mg/L	468	474	1	10	

SAMPLE DUPLICATE: 3116100

Parameter	Units	50316227002 Result	Dup Result	RPD	Max RPD	Qualifiers
Total Dissolved Solids	mg/L	1070	1130	6	10	

Results presented on this page are in the units indicated by the "Units" column except where an alternate unit is presented to the right of the result.

REPORT OF LABORATORY ANALYSIS

This report shall not be reproduced, except in full,
without the written consent of Pace Analytical Services, LLC.

Pace Analytical Services, LLC
7726 Moller Road
Indianapolis, IN 46268
(317)228-3100

QUALITY CONTROL DATA

Project: Harding St Profile 1 Report 2
Pace Project No.: 50316233

QC Batch: 676461
QC Batch Method: SM 4500-H+B
Analysis Method: SM 4500-H+B
Analysis Description: 4500H+B pH
Laboratory: Pace Analytical Services - Indianapolis
Associated Lab Samples: 50316233001, 50316233002, 50316233003, 50316233004

SAMPLE DUPLICATE: 3114761

Parameter	Units	50316227003 Result	Dup Result	RPD	Max RPD	Qualifiers
pH at 25 Degrees C	Std. Units	6.8	6.8	0	2	H3

SAMPLE DUPLICATE: 3114762

Parameter	Units	50315436001 Result	Dup Result	RPD	Max RPD	Qualifiers
pH at 25 Degrees C	Std. Units	7.9	8.1	3	2	H3,R1

Results presented on this page are in the units indicated by the "Units" column except where an alternate unit is presented to the right of the result.

REPORT OF LABORATORY ANALYSIS

This report shall not be reproduced, except in full,
without the written consent of Pace Analytical Services, LLC.

Pace Analytical Services, LLC
7726 Moller Road
Indianapolis, IN 46268
(317)228-3100

QUALITY CONTROL DATA

Project: Harding St Profile 1 Report 2
Pace Project No.: 50316233

QC Batch: 676048
QC Batch Method: SM 4500-S2-D
Analysis Method: SM 4500-S2-D
Analysis Description: 4500S2D Sulfide Water
Laboratory: Pace Analytical Services - Indianapolis
Associated Lab Samples: 50316233001, 50316233002, 50316233003, 50316233004

METHOD BLANK: 3112808 Matrix: Water
Associated Lab Samples: 50316233001, 50316233002, 50316233003, 50316233004

Parameter	Units	Blank Result	Reporting Limit	Analyzed	Qualifiers
Sulfide	mg/L	ND	0.10	05/13/22 09:09	

LABORATORY CONTROL SAMPLE: 3112809

Parameter	Units	Spike Conc.	LCS Result	LCS % Rec	% Rec Limits	Qualifiers
Sulfide	mg/L	0.5	0.54	107	90-110	

MATRIX SPIKE & MATRIX SPIKE DUPLICATE: 3112810 3112811

Parameter	Units	50315982002 Result	MS Spike Conc.	MSD Spike Conc.	MS Result	MSD Result	MS % Rec	MSD % Rec	% Rec Limits	RPD	Max RPD	Qual
Sulfide	mg/L	ND	0.5	0.5	0.19	0.20	37	39	90-110	4	20	M3

MATRIX SPIKE SAMPLE: 3112812

Parameter	Units	50315982003 Result	Spike Conc.	MS Result	MS % Rec	% Rec Limits	Qualifiers
Sulfide	mg/L	ND	0.5	0.47	95	90-110	

Results presented on this page are in the units indicated by the "Units" column except where an alternate unit is presented to the right of the result.

REPORT OF LABORATORY ANALYSIS

This report shall not be reproduced, except in full,
without the written consent of Pace Analytical Services, LLC.

Pace Analytical Services, LLC
7726 Moller Road
Indianapolis, IN 46268
(317)228-3100

QUALITY CONTROL DATA

Project: Harding St Profile 1 Report 2
Pace Project No.: 50316233

QC Batch: 678174
QC Batch Method: HACH 8146
Analysis Method: HACH 8146
Analysis Description: Iron, Ferrous
Laboratory: Pace Analytical Services - Indianapolis
Associated Lab Samples: 50316233001, 50316233004

METHOD BLANK: 3122311 Matrix: Water
Associated Lab Samples: 50316233001, 50316233004

Parameter	Units	Blank Result	Reporting Limit	Analyzed	Qualifiers
Iron, Ferrous	mg/L	ND	0.20	05/24/22 20:10	H3,N2

LABORATORY CONTROL SAMPLE: 3122312

Parameter	Units	Spike Conc.	LCS Result	LCS % Rec	% Rec Limits	Qualifiers
Iron, Ferrous	mg/L	1	1.0	102	90-110	H3,N2

MATRIX SPIKE & MATRIX SPIKE DUPLICATE: 3122313 3122314

Parameter	Units	50316224003 Result	MS Spike Conc.	MSD Spike Conc.	MS Result	MSD Result	MS % Rec	MSD % Rec	% Rec Limits	RPD	Max RPD	Qual
Iron, Ferrous	mg/L	ND	1	1	1.1	1.1	107	107	90-110	1	20	H3,N2

MATRIX SPIKE SAMPLE: 3122315

Parameter	Units	50316152006 Result	Spike Conc.	MS Result	MS % Rec	% Rec Limits	Qualifiers
Iron, Ferrous	mg/L	5.7	10	16.0	103	90-110	H3,N2

Results presented on this page are in the units indicated by the "Units" column except where an alternate unit is presented to the right of the result.

REPORT OF LABORATORY ANALYSIS

This report shall not be reproduced, except in full,
without the written consent of Pace Analytical Services, LLC.

Pace Analytical Services, LLC
7726 Moller Road
Indianapolis, IN 46268
(317)228-3100

QUALITY CONTROL DATA

Project: Harding St Profile 1 Report 2
Pace Project No.: 50316233

QC Batch: 678187
QC Batch Method: HACH 8146
Analysis Method: HACH 8146
Analysis Description: Iron, Ferrous
Laboratory: Pace Analytical Services - Indianapolis
Associated Lab Samples: 50316233002, 50316233003

METHOD BLANK: 3122392 Matrix: Water
Associated Lab Samples: 50316233002, 50316233003

Parameter	Units	Blank Result	Reporting Limit	Analyzed	Qualifiers
Iron, Ferrous	mg/L	ND	0.20	05/24/22 21:40	H3,N2

LABORATORY CONTROL SAMPLE: 3122393

Parameter	Units	Spike Conc.	LCS Result	LCS % Rec	% Rec Limits	Qualifiers
Iron, Ferrous	mg/L	1	0.99	99	90-110	H3,N2

MATRIX SPIKE & MATRIX SPIKE DUPLICATE: 3122394 3122395

Parameter	Units	50316356002 Result	MS Spike Conc.	MSD Spike Conc.	MS Result	MSD Result	MS % Rec	MSD % Rec	% Rec Limits	RPD	Max RPD	Qual
Iron, Ferrous	mg/L	ND	1	1	1.0	1.0	102	102	90-110	1	20	H3,N2

MATRIX SPIKE SAMPLE: 3122396

Parameter	Units	50316334005 Result	Spike Conc.	MS Result	MS % Rec	% Rec Limits	Qualifiers
Iron, Ferrous	mg/L	ND	1	0.98	98	90-110	H3,N2

Results presented on this page are in the units indicated by the "Units" column except where an alternate unit is presented to the right of the result.

REPORT OF LABORATORY ANALYSIS

This report shall not be reproduced, except in full,
without the written consent of Pace Analytical Services, LLC.

Pace Analytical Services, LLC
7726 Moller Road
Indianapolis, IN 46268
(317)228-3100

QUALITY CONTROL DATA

Project: Harding St Profile 1 Report 2
Pace Project No.: 50316233

QC Batch: 675779
QC Batch Method: EPA 353.2
Analysis Method: EPA 353.2
Analysis Description: 353.2 Nitrate + Nitrite, Unpres.
Laboratory: Pace Analytical Services - Indianapolis
Associated Lab Samples: 50316233001, 50316233002, 50316233004

METHOD BLANK: 3111592 Matrix: Water
Associated Lab Samples: 50316233001, 50316233002, 50316233004

Parameter	Units	Blank Result	Reporting Limit	Analyzed	Qualifiers
Nitrogen, Nitrate	mg/L	ND	0.10	05/12/22 08:38	
Nitrogen, Nitrite	mg/L	ND	0.10	05/12/22 08:38	

LABORATORY CONTROL SAMPLE: 3111593

Parameter	Units	Spike Conc.	LCS Result	LCS % Rec	% Rec Limits	Qualifiers
Nitrogen, Nitrate	mg/L	1	0.98	98	90-110	
Nitrogen, Nitrite	mg/L	1	0.97	97	90-110	

MATRIX SPIKE SAMPLE: 3111594

Parameter	Units	50316224002 Result	Spike Conc.	MS Result	MS % Rec	% Rec Limits	Qualifiers
Nitrogen, Nitrate	mg/L	ND	1	0.99	97	90-110	
Nitrogen, Nitrite	mg/L	ND	1	0.96	96	90-110	

MATRIX SPIKE & MATRIX SPIKE DUPLICATE: 3111595 3111596

Parameter	Units	50316224003 Result	MS Spike Conc.	MSD Spike Conc.	MS Result	MSD Result	MS % Rec	MSD % Rec	% Rec Limits	RPD	Max RPD	Qual
Nitrogen, Nitrate	mg/L	ND	1	1	1.0	1.0	96	96	90-110	0	20	
Nitrogen, Nitrite	mg/L	ND	1	1	0.96	0.96	95	95	90-110	0	20	

Results presented on this page are in the units indicated by the "Units" column except where an alternate unit is presented to the right of the result.

REPORT OF LABORATORY ANALYSIS

This report shall not be reproduced, except in full,
without the written consent of Pace Analytical Services, LLC.

Pace Analytical Services, LLC
7726 Moller Road
Indianapolis, IN 46268
(317)228-3100

QUALITY CONTROL DATA

Project: Harding St Profile 1 Report 2
Pace Project No.: 50316233

QC Batch: 675780
QC Batch Method: EPA 353.2
Analysis Method: EPA 353.2
Analysis Description: 353.2 Nitrate + Nitrite, Unpres.
Laboratory: Pace Analytical Services - Indianapolis
Associated Lab Samples: 50316233003

METHOD BLANK: 3111597 Matrix: Water
Associated Lab Samples: 50316233003

Parameter	Units	Blank Result	Reporting Limit	Analyzed	Qualifiers
Nitrogen, Nitrate	mg/L	ND	0.10	05/12/22 09:51	
Nitrogen, Nitrite	mg/L	ND	0.10	05/12/22 09:51	

LABORATORY CONTROL SAMPLE: 3111598

Parameter	Units	Spike Conc.	LCS Result	LCS % Rec	% Rec Limits	Qualifiers
Nitrogen, Nitrate	mg/L	1	0.97	97	90-110	
Nitrogen, Nitrite	mg/L	1	0.98	98	90-110	

MATRIX SPIKE & MATRIX SPIKE DUPLICATE: 3111599 3111600

Parameter	Units	50316216005 Result	MS Spike Conc.	MSD Spike Conc.	MS Result	MSD Result	MS % Rec	MSD % Rec	% Rec Limits	RPD	Max RPD	Qual
Nitrogen, Nitrate	mg/L	ND	1	1	0.95	0.95	95	95	90-110	0	20	
Nitrogen, Nitrite	mg/L	ND	1	1	0.96	0.96	96	96	90-110	0	20	

MATRIX SPIKE SAMPLE: 3112544

Parameter	Units	50316291001 Result	Spike Conc.	MS Result	MS % Rec	% Rec Limits	Qualifiers
Nitrogen, Nitrate	mg/L	ND	1	1.0	98	90-110	
Nitrogen, Nitrite	mg/L	ND	1	0.96	96	90-110	

Results presented on this page are in the units indicated by the "Units" column except where an alternate unit is presented to the right of the result.

REPORT OF LABORATORY ANALYSIS

This report shall not be reproduced, except in full,
without the written consent of Pace Analytical Services, LLC.

Pace Analytical Services, LLC
7726 Moller Road
Indianapolis, IN 46268
(317)228-3100

QUALITY CONTROL DATA

Project: Harding St Profile 1 Report 2
Pace Project No.: 50316233

QC Batch: 676061
QC Batch Method: EPA 365.1
Analysis Method: EPA 365.1
Analysis Description: 365.1 Total Phosphorus
Laboratory: Pace Analytical Services - Indianapolis
Associated Lab Samples: 50316233001, 50316233002, 50316233003, 50316233004

METHOD BLANK: 3112885 Matrix: Water
Associated Lab Samples: 50316233001, 50316233002, 50316233003, 50316233004

Parameter	Units	Blank Result	Reporting Limit	Analyzed	Qualifiers
Phosphate as P04	mg/L	ND	0.15	05/14/22 16:03	

LABORATORY CONTROL SAMPLE: 3112886

Parameter	Units	Spike Conc.	LCS Result	LCS % Rec	% Rec Limits	Qualifiers
Phosphate as P04	mg/L		1.4			

MATRIX SPIKE & MATRIX SPIKE DUPLICATE: 3112887 3112888

Parameter	Units	50316227002 Result	MS Spike Conc.	MSD Spike Conc.	MS Result	MSD Result	MS % Rec	MSD % Rec	% Rec Limits	RPD	Max RPD	Qual
Phosphate as P04	mg/L	0.63			2.1	2.2				4		

MATRIX SPIKE SAMPLE: 3112889

Parameter	Units	50316233001 Result	Spike Conc.	MS Result	MS % Rec	% Rec Limits	Qualifiers
Phosphate as P04	mg/L	ND		1.4			

Results presented on this page are in the units indicated by the "Units" column except where an alternate unit is presented to the right of the result.

REPORT OF LABORATORY ANALYSIS

This report shall not be reproduced, except in full,
without the written consent of Pace Analytical Services, LLC.

Pace Analytical Services, LLC
7726 Moller Road
Indianapolis, IN 46268
(317)228-3100

QUALITY CONTROL DATA

Project: Harding St Profile 1 Report 2
Pace Project No.: 50316233

QC Batch: 677564 — Analysis Method: SM 5310C
QC Batch Method: SM 5310C — Analysis Description: 5310C Total Organic Carbon
Laboratory: Pace Analytical Services - Indianapolis
Associated Lab Samples: 50316233001, 50316233002, 50316233003, 50316233004

METHOD BLANK: 3120257 Matrix: Water
Associated Lab Samples: 50316233001, 50316233002, 50316233003, 50316233004

Parameter	Units	Blank Result	Reporting Limit	Analyzed	Qualifiers
Total Organic Carbon	mg/L	ND	1.0	05/21/22 21:56	

LABORATORY CONTROL SAMPLE: 3120258

Parameter	Units	Spike Conc.	LCS Result	LCS % Rec	% Rec Limits	Qualifiers
Total Organic Carbon	mg/L	10	10.2	102	90-110	

MATRIX SPIKE & MATRIX SPIKE DUPLICATE: 3120259 3120260

Parameter	Units	50316224003 Result	MS Spike Conc.	MSD Spike Conc.	MS Result	MSD Result	MS % Rec	MSD % Rec	% Rec Limits	RPD	Max RPD	Qual
Total Organic Carbon	mg/L	ND	10	10	11.2	11.1	104	102	80-120	1	20	

MATRIX SPIKE SAMPLE: 3120261

Parameter	Units	50316233001 Result	Spike Conc.	MS Result	MS % Rec	% Rec Limits	Qualifiers
Total Organic Carbon	mg/L	1.3	10	11.8	105	80-120	

Results presented on this page are in the units indicated by the "Units" column except where an alternate unit is presented to the right of the result.

REPORT OF LABORATORY ANALYSIS

This report shall not be reproduced, except in full,
without the written consent of Pace Analytical Services, LLC.

Pace Analytical Services, LLC
7726 Moller Road
Indianapolis, IN 46268
(317)228-3100

QUALITY CONTROL DATA

Project: Harding St Profile 1 Report 2
Pace Project No.: 50316233

QC Batch: 677651 — Analysis Method: SM 5310C
QC Batch Method: SM 5310C — Analysis Description: 5310C Dissolved Organic Carbon
Laboratory: Pace Analytical Services - Indianapolis
Associated Lab Samples: 50316233001, 50316233002, 50316233003, 50316233004

METHOD BLANK: 3120505 — Matrix: Water
Associated Lab Samples: 50316233001, 50316233002, 50316233003, 50316233004

Parameter	Units	Blank Result	Reporting Limit	Analyzed	Qualifiers
Dissolved Organic Carbon	mg/L	ND	1.0	05/22/22 22:11	

LABORATORY CONTROL SAMPLE: 3120506

Parameter	Units	Spike Conc.	LCS Result	LCS % Rec	% Rec Limits	Qualifiers
Dissolved Organic Carbon	mg/L	10	10.3	103	90-110	

MATRIX SPIKE & MATRIX SPIKE DUPLICATE: 3120507 3120508

Parameter	Units	50316224003 Result	MS Spike Conc.	MSD Spike Conc.	MS Result	MSD Result	MS % Rec	MSD % Rec	% Rec Limits	RPD	Max RPD	Qual
Dissolved Organic Carbon	mg/L	1.2	10	10	11.8	11.8	107	107	80-120	0	20	

MATRIX SPIKE SAMPLE: 3120509

Parameter	Units	50316227001 Result	Spike Conc.	MS Result	MS % Rec	% Rec Limits	Qualifiers
Dissolved Organic Carbon	mg/L	2.0	10	12.4	104	80-120	

Results presented on this page are in the units indicated by the "Units" column except where an alternate unit is presented to the right of the result.

REPORT OF LABORATORY ANALYSIS

This report shall not be reproduced, except in full,
without the written consent of Pace Analytical Services, LLC.

Pace Analytical Services, LLC
7726 Moller Road
Indianapolis, IN 46268
(317)228-3100

ANALYTICAL RESULTS - RADIOCHEMISTRY

Project: Harding St Profile 1 Report 2
Pace Project No.: 50316233

Sample: MW-105S **Lab ID: 50316233001** Collected: 05/11/22 10:10 Received: 05/11/22 15:30 Matrix: Water
PWS: Site ID: Sample Type:

Parameters	Method	Act ± Unc (MDC) Carr Trac	Units	Analyzed	CAS No.	Qual
	Pace Analytical Services - Greensburg					
Radium-226	EPA 903.1	**0.436 ± 0.262 (0.107) C:NA T:93%**	pCi/L	06/21/22 15:49	13982-63-3	
	Pace Analytical Services - Greensburg					
Radium-228	EPA 904.0	**0.945 ± 0.396 (0.623) C:81% T:93%**	pCi/L	06/07/22 15:03	15262-20-1	
	Pace Analytical Services - Greensburg					
Total Radium	Total Radium Calculation	**1.38 ± 0.658 (0.730)**	pCi/L	06/27/22 17:40	7440-14-4	

REPORT OF LABORATORY ANALYSIS

This report shall not be reproduced, except in full,
without the written consent of Pace Analytical Services, LLC.

Pace Analytical Services, LLC
7726 Moller Road
Indianapolis, IN 46268
(317)228-3100

ANALYTICAL RESULTS - RADIOCHEMISTRY

Project: Harding St Profile 1 Report 2
Pace Project No.: 50316233

Sample: MW-105I **Lab ID: 50316233002** Collected: 05/11/22 11:45 Received: 05/11/22 15:30 Matrix: Water
PWS: Site ID: Sample Type:

Parameters	Method	Act ± Unc (MDC) Carr Trac	Units	Analyzed	CAS No.	Qual
	Pace Analytical Services - Greensburg					
Radium-226	EPA 903.1	**-0.0380 ± 0.268 (0.570) C:NA T:94%**	pCi/L	06/21/22 16:08	13982-63-3	
	Pace Analytical Services - Greensburg					
Radium-228	EPA 904.0	**0.668 ± 0.420 (0.785) C:66% T:94%**	pCi/L	06/07/22 15:03	15262-20-1	
	Pace Analytical Services - Greensburg					
Total Radium	Total Radium Calculation	**0.668 ± 0.688 (1.36)**	pCi/L	06/27/22 17:40	7440-14-4	

REPORT OF LABORATORY ANALYSIS

This report shall not be reproduced, except in full,
without the written consent of Pace Analytical Services, LLC.

Pace Analytical Services, LLC
7726 Moller Road
Indianapolis, IN 46268
(317)228-3100

ANALYTICAL RESULTS - RADIOCHEMISTRY

Project: Harding St Profile 1 Report 2
Pace Project No.: 50316233

Sample: MW-105D **Lab ID: 50316233003** Collected: 05/11/22 13:50 Received: 05/11/22 15:30 Matrix: Water
PWS: Site ID: Sample Type:

Parameters	Method	Act ± Unc (MDC) Carr Trac	Units	Analyzed	CAS No.	Qual
	Pace Analytical Services - Greensburg					
Radium-226	EPA 903.1	**1.73 ± 0.561 (0.112) C:NA T:88%**	pCi/L	06/21/22 16:23	13982-63-3	
	Pace Analytical Services - Greensburg					
Radium-228	EPA 904.0	**1.09 ± 0.545 (0.933) C:55% T:88%**	pCi/L	06/07/22 15:03	15262-20-1	
	Pace Analytical Services - Greensburg					
Total Radium	Total Radium Calculation	**2.82 ± 1.11 (1.05)**	pCi/L	06/27/22 17:40	7440-14-4	

This report shall not be reproduced, except in full,
without the written consent of Pace Analytical Services, LLC.

Pace Analytical Services, LLC
7726 Moller Road
Indianapolis, IN 46268
(317)228-3100

ANALYTICAL RESULTS - RADIOCHEMISTRY

Project: Harding St Profile 1 Report 2
Pace Project No.: 50316233

Sample: DUP 4 **Lab ID: 50316233004** Collected: 05/11/22 08:00 Received: 05/11/22 15:30 Matrix: Water
PWS: Site ID: Sample Type:

Parameters	Method	Act ± Unc (MDC) Carr Trac	Units	Analyzed	CAS No.	Qual
	Pace Analytical Services - Greensburg					
Radium-226	EPA 903.1	**1.01 ± 0.397 (0.101) C:NA T:88%**	pCi/L	06/21/22 16:23	13982-63-3	
	Pace Analytical Services - Greensburg					
Radium-228	EPA 904.0	**0.720 ± 0.414 (0.742) C:67% T:88%**	pCi/L	06/07/22 15:03	15262-20-1	
	Pace Analytical Services - Greensburg					
Total Radium	Total Radium Calculation	**1.73 ± 0.811 (0.843)**	pCi/L	06/27/22 17:40	7440-14-4	

REPORT OF LABORATORY ANALYSIS

This report shall not be reproduced, except in full,
without the written consent of Pace Analytical Services, LLC.

Pace Analytical Services, LLC
7726 Moller Road
Indianapolis, IN 46268
(317)228-3100

QUALITY CONTROL - RADIOCHEMISTRY

Project: Harding St Profile 1 Report 2
Pace Project No.: 50316233

QC Batch: 506532
QC Batch Method: EPA 903.1
Analysis Method: EPA 903.1
Analysis Description: 903.1 Radium-226
Laboratory: Pace Analytical Services - Greensburg
Associated Lab Samples: 50316233001, 50316233002, 50316233003, 50316233004

METHOD BLANK: 2453874 Matrix: Water
Associated Lab Samples: 50316233001, 50316233002, 50316233003, 50316233004

Parameter	Act ± Unc (MDC) Carr Trac	Units	Analyzed	Qualifiers
Radium-226	-0.0795 ± 0.292 (0.631) C:NA T:92%	pCi/L	06/21/22 15:18	

Results presented on this page are in the units indicated by the "Units" column except where an alternate unit is presented to the right of the result.

REPORT OF LABORATORY ANALYSIS

This report shall not be reproduced, except in full,
without the written consent of Pace Analytical Services, LLC.

Pace Analytical Services, LLC
7726 Moller Road
Indianapolis, IN 46268
(317)228-3100

QUALITY CONTROL - RADIOCHEMISTRY

Project: Harding St Profile 1 Report 2
Pace Project No.: 50316233

QC Batch: 506533
QC Batch Method: EPA 904.0
Analysis Method: EPA 904.0
Analysis Description: 904.0 Radium 228
Laboratory: Pace Analytical Services - Greensburg
Associated Lab Samples: 50316233001, 50316233002, 50316233003, 50316233004

METHOD BLANK: 2453877 Matrix: Water
Associated Lab Samples: 50316233001, 50316233002, 50316233003, 50316233004

Parameter	Act ± Unc (MDC) Carr Trac	Units	Analyzed	Qualifiers
Radium-228	0.331 ± 0.336 (0.694) C:79% T:92%	pCi/L	06/07/22 14:59	

Results presented on this page are in the units indicated by the "Units" column except where an alternate unit is presented to the right of the result.

REPORT OF LABORATORY ANALYSIS

This report shall not be reproduced, except in full,
without the written consent of Pace Analytical Services, LLC.

Pace Analytical Services, LLC
7726 Moller Road
Indianapolis, IN 46268
(317)228-3100

QUALIFIERS

Project: Harding St Profile 1 Report 2
Pace Project No.: 50316233

DEFINITIONS

DF - Dilution Factor, if reported, represents the factor applied to the reported data due to dilution of the sample aliquot.

ND - Not Detected at or above adjusted reporting limit.

TNTC - Too Numerous To Count

J - Estimated concentration above the adjusted method detection limit and below the adjusted reporting limit.

MDL - Adjusted Method Detection Limit.

PQL - Practical Quantitation Limit.

RL - Reporting Limit - The lowest concentration value that meets project requirements for quantitative data with known precision and bias for a specific analyte in a specific matrix.

S - Surrogate

1,2-Diphenylhydrazine decomposes to and cannot be separated from Azobenzene using Method 8270. The result for each analyte is a combined concentration.

Consistent with EPA guidelines, unrounded data are displayed and have been used to calculate % recovery and RPD values.

LCS(D) - Laboratory Control Sample (Duplicate)

MS(D) - Matrix Spike (Duplicate)

DUP - Sample Duplicate

RPD - Relative Percent Difference

NC - Not Calculable.

SG - Silica Gel - Clean-Up

U - Indicates the compound was analyzed for, but not detected.

N-Nitrosodiphenylamine decomposes and cannot be separated from Diphenylamine using Method 8270. The result reported for each analyte is a combined concentration.

Reported results are not rounded until the final step prior to reporting. Therefore, calculated parameters that are typically reported as "Total" may vary slightly from the sum of the reported component parameters.

Act - Activity

Unc - Uncertainty: SDWA = 1.96 sigma count uncertainty, all other matrices = Expanded Uncertainty (95% confidence interval). Gamma Spec = Expanded Uncertainty (95.4% Confidence Interval)

(MDC) - Minimum Detectable Concentration

Trac - Tracer Recovery (%)

Carr - Carrier Recovery (%)

Pace Analytical is TNI accredited. Contact your Pace PM for the current list of accredited analytes.

TNI - The NELAC Institute.

ANALYTE QUALIFIERS

H3	Sample was received or analysis requested beyond the recognized method holding time.
M3	Matrix spike recovery was outside laboratory control limits due to matrix interferences.
N2	The lab does not hold NELAC/TNI accreditation for this parameter but other accreditations/certifications may apply. A complete list of accreditations/certifications is available upon request.
R1	RPD value was outside control limits.

This report shall not be reproduced, except in full,
without the written consent of Pace Analytical Services, LLC.

Pace Analytical Services, LLC
7726 Moller Road
Indianapolis, IN 46268
(317)228-3100

QUALITY CONTROL DATA CROSS REFERENCE TABLE

Project: Harding St Profile 1 Report 2
Pace Project No.: 50316233

Lab ID	Sample ID	QC Batch Method	QC Batch	Analytical Method	Analytical Batch
50316233001	**MW-105S**	EPA 9056	677373		
50316233002	**MW-105I**	EPA 9056	677373		
50316233003	**MW-105D**	EPA 9056	677373		
50316233004	**DUP 4**	EPA 9056	677373		
50316233001	**MW-105S**	EPA 3010	676914	EPA 6010	677629
50316233002	**MW-105I**	EPA 3010	676914	EPA 6010	677629
50316233003	**MW-105D**	EPA 3010	676914	EPA 6010	677629
50316233004	**DUP 4**	EPA 3010	676914	EPA 6010	677629
50316233001	**MW-105S**	EPA 3010	677433	EPA 6010	677617
50316233002	**MW-105I**	EPA 3010	677433	EPA 6010	677617
50316233003	**MW-105D**	EPA 3010	677433	EPA 6010	677617
50316233004	**DUP 4**	EPA 3010	677433	EPA 6010	677617
50316233001	**MW-105S**	EPA 200.2	676262	EPA 6020	676349
50316233002	**MW-105I**	EPA 200.2	676262	EPA 6020	676349
50316233003	**MW-105D**	EPA 200.2	676262	EPA 6020	676349
50316233004	**DUP 4**	EPA 200.2	676262	EPA 6020	676349
50316233001	**MW-105S**	EPA 903.1	506532		
50316233002	**MW-105I**	EPA 903.1	506532		
50316233003	**MW-105D**	EPA 903.1	506532		
50316233004	**DUP 4**	EPA 903.1	506532		
50316233001	**MW-105S**	EPA 904.0	506533		
50316233002	**MW-105I**	EPA 904.0	506533		
50316233003	**MW-105D**	EPA 904.0	506533		
50316233004	**DUP 4**	EPA 904.0	506533		
50316233001	**MW-105S**	Total Radium Calculation	514744		
50316233002	**MW-105I**	Total Radium Calculation	514744		
50316233003	**MW-105D**	Total Radium Calculation	514744		
50316233004	**DUP 4**	Total Radium Calculation	514744		
50316233001	**MW-105S**	SM 2320B	676828		
50316233002	**MW-105I**	SM 2320B	676828		
50316233003	**MW-105D**	SM 2320B	676828		
50316233004	**DUP 4**	SM 2320B	676828		
50316233001	**MW-105S**	SM 2540C	676814		
50316233002	**MW-105I**	SM 2540C	676814		
50316233003	**MW-105D**	SM 2540C	676814		
50316233004	**DUP 4**	SM 2540C	676814		
50316233001	**MW-105S**	SM 4500-H+B	676461		
50316233002	**MW-105I**	SM 4500-H+B	676461		
50316233003	**MW-105D**	SM 4500-H+B	676461		
50316233004	**DUP 4**	SM 4500-H+B	676461		
50316233001	**MW-105S**	SM 4500-S2-D	676048		
50316233002	**MW-105I**	SM 4500-S2-D	676048		
50316233003	**MW-105D**	SM 4500-S2-D	676048		
50316233004	**DUP 4**	SM 4500-S2-D	676048		

REPORT OF LABORATORY ANALYSIS

This report shall not be reproduced, except in full,
without the written consent of Pace Analytical Services, LLC.

Pace Analytical Services, LLC
7726 Moller Road
Indianapolis, IN 46268
(317)228-3100

QUALITY CONTROL DATA CROSS REFERENCE TABLE

Project: Harding St Profile 1 Report 2
Pace Project No.: 50316233

Lab ID	Sample ID	QC Batch Method	QC Batch	Analytical Method	Analytical Batch
50316233001	**MW-105S**	HACH 8146	678174		
50316233002	**MW-105I**	HACH 8146	678187		
50316233003	**MW-105D**	HACH 8146	678187		
50316233004	**DUP 4**	HACH 8146	678174		
50316233001	**MW-105S**	EPA 353.2	675779		
50316233002	**MW-105I**	EPA 353.2	675779		
50316233003	**MW-105D**	EPA 353.2	675780		
50316233004	**DUP 4**	EPA 353.2	675779		
50316233001	**MW-105S**	EPA 365.1	676061	EPA 365.1	676409
50316233002	**MW-105I**	EPA 365.1	676061	EPA 365.1	676409
50316233003	**MW-105D**	EPA 365.1	676061	EPA 365.1	676409
50316233004	**DUP 4**	EPA 365.1	676061	EPA 365.1	676409
50316233001	**MW-105S**	SM 5310C	677564		
50316233002	**MW-105I**	SM 5310C	677564		
50316233003	**MW-105D**	SM 5310C	677564		
50316233004	**DUP 4**	SM 5310C	677564		
50316233001	**MW-105S**	SM 5310C	677651		
50316233002	**MW-105I**	SM 5310C	677651		
50316233003	**MW-105D**	SM 5310C	677651		
50316233004	**DUP 4**	SM 5310C	677651		

This report shall not be reproduced, except in full,
without the written consent of Pace Analytical Services, LLC.

CHAIN-OF-CUSTODY / Analytical Request Document

Pace Analytical® WWW.PACELABS.COM

The Chain-of-Custody is a LEGAL DOCUMENT. All relevant fields must be completed accurately.

Submitting a sample via this chain of custody constitutes acknowledgment and acceptance of the Pace Terms and Conditions found at https://...

WO# : 50316233

50316233

Section A Required Client Information:		Section B Required Project Information:		Section C Invoice Information:	
Company:	Atlas Indianapolis	Report To:	Mark Breting	Attention:	Accounts Payable -
Address:	7988 Centerpoint Drive Suite 100	Copy To:		Company Name:	Atlas Indi
	Indianapolis, IN 46256			Address:	
Email:	mark.breting@oneatlas.com	Purchase Order #:		Pace Quote:	
Phone:	(317)579-4082 Fax:	Project Name:	Harding St Profile 1 Report 2	Pace Project Manager:	Ha
Requested Due Date:		Project #:		Pace Profile #:	10498/16

IN

ITEM #	SAMPLE ID (One Character per box. (A-Z, 0-9 / , -) Sample Ids must be unique)	MATRIX CODE (see valid codes to left)	SAMPLE TYPE (G=GRAB C=COMP)	COLLECTED START DATE	COLLECTED START TIME	COLLECTED END DATE	COLLECTED END TIME	SAMPLE TEMP AT COLLECTION	# OF CONTAINERS	Preservatives: Unpreserved	H2SO4	HNO3	HCl	NaOH + ZnAcetate	Na2S2O3	Methanol	Other	Analyses Test Y/N	TDS/ NO3,NO2-Wet	(Cl, F, SO4) by IC	Metals, Total*	Metals Diss. Field Filtered**	Rad-228	Rad-226	Alkalinity, Ferrous Iron, pH	TOC by 5310C	DOC by 5310C	Sulfide	Phosphate	Residual Chlorine (Y/N)	
	Requested Analysis Filtered (Y/N)																					Y					Y			
13	MW-105S	WT		5/11	1010				11	3	3	4		1					X	X	X	X	X	X	X	X	X	X		001
14	MW-105I	WT		5/11	1145				11	3	3	4		1					X	X	X	X	X	X	X	X	X	X		002
15	MW-105D	WT		5/11	1350				11	3	3	4		1					X	X	X	X	X	X	X	X	X	X		003
16	~~MW-106S~~	WT							11	3	3	4		1					X	X	X	X	X	X	X	X	X	X		
17	~~MW-106I~~	WT							11	3	3	4		1					X	X	X	X	X	X	X	X	X	X		
18	~~MW-106D~~	WT							11	3	3	4		1					X	X	X	X	X	X	X	X	X	X		
19	~~MW-107S~~	WT							11	3	3	4		1					X	X	X	X	X	X	X	X	X	X		
20	~~MW-107I~~	WT							11	3	3	4		1					X	X	X	X	X	X	X	X	X	X		
21	~~MW-107D~~	WT							11	3	3	4		1					X	X	X	X	X	X	X	X	X	X		
22	~~MW-108S~~	WT							11	3	3	4		1					X	X	X	X	X	X	X	X	X	X		
23	~~MW-108D~~	WT							11	3	3	4		1					X	X	X	X	X	X	X	X	X	X		
24	~~DUP-3~~	WT							11	3	3	4		1					X	X	X	X	X	X	X	X	X	X		

ADDITIONAL COMMENTS	RELINQUISHED BY / AFFILIATION	DATE	TIME	ACCEPTED BY / AFFILIATION	DATE	TIME	SAMPLE CONDITIONS			
* Metals: 6010 (Al, Ba, B, Cd, Cr, Fe, Pb, Mn, Mo, Ca, Mg, Na, K, Li, SiO2)		5/11	1530		5-11-22	15:30	3.2	y	N	y
6020 (Co, As, Se, Sb)							1.4			
** Dissolved FF 6010 (Mo, Mn)										
Alkalinity = (Total , Bicarb & Carb)										

SAMPLER NAME AND SIGNATURE				
PRINT Name of SAMPLER:	P. Gies Hoppe	TEMP in C	Received on Ice (Y/N)	Custody Sealed Cooler (Y/N)	Samples Intact (Y/N)
SIGNATURE of SAMPLER:	DATE Signed: 5/11				

Pace Analytical
WWW.PACELABS.COM

CHAIN-OF-CUSTODY / Analytical Request Document

The Chain-of-Custody is a LEGAL DOCUMENT. All relevant fields must be completed accurately.

Submitting a sample via this chain of custody constitutes acknowledgment and acceptance of the Pace Terms and Conditions found at https://info.pacelabs.com/hubfs/pas-standard-terms.pdf.

Section A – Required Client Information:		Section B – Required Project Information:		Section C – Invoice Information:	
Company:	Atlas Indianapolis	Report To:	Mark Breting	Attention:	Accounts Payable - Paula Sedam
Address:	7988 Centerpoint Drive Suite 100	Copy To:		Company Name:	Atlas Indianapolis
	Indianapolis, IN 46256			Address:	
Email:	mark.breting@oneatlas.com	Purchase Order #:		Pace Quote:	
Phone:	(317)579-4082 Fax:	Project Name:	Harding St Profile 1 Report 2	Pace Project Manager:	Hayden Putt
Requested Due Date:		Project #:		Pace Profile #:	10498/16

Regulatory Agency

State / Location: IN

SAMPLE ID
One Character per box.
(A-Z, 0-9 / , -)
Sample Ids must be unique

MATRIX	CODE
Drinking Water	DW
Water	WT
Waste Water	WW
Product	P
Soil/Solid	SL
Oil	OL
Wipe	WP
Air	AR
Other	OT
Tissue	TS

Requested Analysis Filtered (Y/N)

ITEM #	SAMPLE ID	MATRIX CODE (see valid codes to left)	SAMPLE TYPE (G=GRAB C=COMP)	COLLECTED START DATE	COLLECTED START TIME	COLLECTED END DATE	COLLECTED END TIME	SAMPLE TEMP AT COLLECTION	# OF CONTAINERS	Preservatives: Unpreserved	H2SO4	HNO3	HCl	NaOH + ZnAcetate	Na2S2O3	Methanol	Other	Analyses Test Y/N	TDS/ NO3,NO2-Wet	(Cl, F, SO4) by IC	Metals, Total*	Metals Diss. Field Filtered**	Rad-228	Rad-226	Alkalinity, Ferrous Iron, pH	TOC by 5310C	DOC by 5310C	Sulfide	Phosphate		Residual Chlorine (Y/N)	
																		Y				Y									
25	DUP 4	WT	G	5/11	—				11	3	3	4		1					X	X	X	X	X	X	X	X	X	X			004
26	~~Field Blank 2~~	WT							9	3	2	3		1					X	X	X		X	X	X	X		X			
27																															
28																															
29																															
30																															
31																															
32																															
33																															
34																															
35																															
36																															

ADDITIONAL COMMENTS	RELINQUISHED BY / AFFILIATION	DATE	TIME	ACCEPTED BY / AFFILIATION	DATE	TIME	SAMPLE CONDITIONS			
* Metals: 6010 (Al, Ba, B, Cd, Cr, Fe, Pb, Mn, Mo, Ca, Mg, Na, K, Li, SiO2)		5/11	1530		5-11-22	15:30	3,2	Y	N	Y
6020 (Co, As, Se, Sb)							1,4	Y		
** Dissolved FF 6010 (Mo, Mn)										
Alkalinity = (Total , Bicarb & Carb)										

SAMPLER NAME AND SIGNATURE			
PRINT Name of SAMPLER:	P. Grey Hopper	TEMP in C	Received on Ice (Y/N)
SIGNATURE of SAMPLER:	DATE Signed: 5/11	Custody Sealed Cooler (Y/N)	Samples Intact (Y/N)

SAMPLE CONDITION UPON RECEIPT FORM

Date/Time and Initials of person examining contents: RC 5-11-22 17:00

1. **Courier:** ☐ FED EX ☐ UPS ☑ CLIENT ☐ PACE ☐ USPS ☐ OTHER _____

2. **Custody Seal on Cooler/Box Present:** ☐ Yes ☑ No

(If yes)Seals Intact: ☐ Yes ☐ No **(leave blank if no seals were present)**

3. **Thermometer:** 1 2 3 4 5 6 A B C D E F

4. **Cooler Temperature(s):** 3.8/3.2 | 2.0/1.4 | | |
(Initial/Corrected) RECORD TEMPS OF ALL COOLERS RECEIVED (use Comments below to add more)

5. **Packing Material:** ☐ Bubble Wrap ☑ Bubble Bags ☐ None ☐ Other _____

6. **Ice Type:** ☑ Wet ☐ Blue ☐ None

7. **If temp. is over 6°C or under 0°C, was the PM notified?:** ☐ Yes ☐ No
Cooler temp should be above freezing to 6°C

All discrepancies will be written out in the comments section below.

	Yes	No		Yes	No	N/A
USDA Regulated Soils? (HI, ID, NY, WA, OR,CA, NM, TX, OK, AR, LA, TN, AL, MS, NC, SC, GA, FL, or Puerto Rico)		✓	All containers needing acid/base preservation have been pH CHECKED?: **Exceptions: VOA, coliform, LLHg, O&G, RAD CHEM, and any container with a septum cap or preserved with HCl.** Circle: **HNO3 (<2) H2SO4 (<2) NaOH (>10) NaOH/ZnAc (>9)** Any non-conformance to pH recommendations will be noted on the container count form	✓		
Short Hold Time Analysis (48 hours or less)? **Analysis:** NO_3, NO_2	✓					
Time 5035A TC placed in Freezer or Short Holds To Lab	Time:	✓		Present	Absent	N/A
			Residual Chlorine Check (SVOC 625 Pest/PCB 608)			✓
Rush TAT Requested (4 days or less):		✓	Residual Chlorine Check (Total/Amenable/Free Cyanide)			✓
Custody Signatures Present?	✓		Headspace Wisconsin Sulfide?			✓
Containers Intact?:	✓		Headspace in VOA Vials (>6mm): See Containter Count form for details	Present	Absent	No VOA Vials Sent ✓
Sample Label (IDs/Dates/Times) Match COC?: Except TCs, which only require sample ID	✓		Trip Blank Present?		✓	
Extra labels on Terracore Vials? (soils only)			Trip Blank Custody Seals?:			✓

COMMENTS:

COC PAGE 1 of 2

Sample Container Count

SBS
DI
MeOH (only)
BK
Kit

** Place a RED dot on containers that are out of conformance **

COC Line Item	WGFU	R	DG9H VG9H	VOA VIAL HS (>6mm)	VG9U	DG9U	VG9T	AG0U	AG1H	AG1U	AG2U	AG3S	AG3SF	AG3C	BP1U	BP1N	BP2U	BP3U	BP3N	BP3F	BP3S	BP3B	BP3Z	CG3H	Syringe Kit			Matrix	HNO3/ H2SO4 pH <2	NaOH/ ZNAc pH >9	NaOH pH>10
1												1	1			2	1	2	1	1	1		1					WT	✓	✓	
2												1	1			1	1	1	1	1	1		1					1	1	1	
3												1	1			1	1	1	1	1	1		1					1	1	1	
4																															
5																															
6																															
7																															
8																															
9																															
10																															
11																															
12																															

Container Codes

Glass

DG9H	40mL HCl amber voa vial	BG1T	1L Na Thiosulfate clear glass	BP1B	1L NaOH plastic
DG9P	40mL TSP amber vial	BG1U	1L unpreserved glass	BP1N	1L HNO3 plastic
DG9S	40mL H2SO4 amber vial	BG3H	250mL HCl Clear Glass	BP1S	1L H2SO4 plastic
DG9T	40mL Na Thio amber vial	BG3U	250mL Unpres Clear Glass	BP1U	1L unpreserved plastic
DG9U	40mL unpreserved amber vial	AG0U	100mL unpres amber glass	BP1Z	1L NaOH, Zn, Ac
VG9H	40mL HCl clear vial	AG1H	1L HCl amber glass	BP2N	500mL HNO3 plastic
VG9T	40mL Na Thio. clear vial	AG1S	1L H2SO4 amber glass	BP2C	500mL NaOH plastic
VG9U	40mL unpreserved clear vial	AG1T	1L Na Thiosulfate amber glass	BP2S	500mL H2SO4 plastic
I	40mL w/hexane wipe vial	AG1U	1liter unpres amber glass	BP2U	500mL unpreserved plastic
WGKU	8oz unpreserved clear jar	AG2N	500mL HNO3 amber glass	BP2Z	500mL NaOH, Zn Ac
WGFU	4oz clear soil jar	AG2S	500mL H2SO4 amber glass	BP3B	250mL NaOH plastic
JGFU	4oz unpreserved amber wide	AG2U	500mL unpres amber glass	BP3N	250mL HNO3 plastic
CG3H	250mL clear glass HCl	AG3S	250mL H2SO4 amber glass	BP3F	250mL HNO3 plastic-field filtered
BG1H	1L HCl clear glass	AG3SF	250mL H2SO4 amb glass -field filtered	BP3U	250mL unpreserved plastic
BG1S	1L H2SO4 clear glass	AG3U	250mL unpres amber glass	BP3S	250mL H2SO4 plastic
GN	General	AG3C	250mL NaOH amber glass	BP3Z	250mL NaOH, ZnAc plastic

Plastic / Misc.

BP4U	125mL unpreserved plastic
BP4N	125mL HNO3 plastic
BP4S	125mL H2SO4 plastic

Syringe Kit	LL Cr+6 sampling kit

AF	Air Filter
C	Air Cassettes
R	Terracore kit
SP5T	120mL Coliform Na Thiosulfate
U	Summa Can
ZPLC	Ziploc Bag

WT		Water	
SL		Solid	
NAL	OL	Non-aqueous liquid	Oil
WP		Wipe	

COC PAGE 2 **of** 2

Sample Container Count

SBS
DI
MeOH (only)
BK
Kit

** Place a RED dot on containers that are out of conformance **

COC Line Item	WGFU	R	DG9H VG9H	VOA VIAL HS (>6mm)	VG9U	DG9U	VG9T	AG0U	AG1H	AG1U	AG2U	AG3S	AG3SF	AG3C	BP1U	BP1N	BP2U	BP3U	BP3N	BP3F	BP3S	BP3B	BP3Z	CG3H	Syringe Kit			Matrix	HNO3/ H2SO4 pH <2	NaOH/ ZNAc pH >9	NaOH pH>10
1												1	1			2	1	2	1	1	1		1					WT	✓	✓	
2																															
3																															
4																															
5																															
6																															
7																															
8																															
9																															
10																															
11																															
12																															

Container Codes

Glass

DG9H	40mL HCl amber voa vial	BG1T	1L Na Thiosulfate clear glass	BP1B	1L NaOH plastic
DG9P	40mL TSP amber vial	BG1U	1L unpreserved glass	BP1N	1L HNO3 plastic
DG9S	40mL H2SO4 amber vial	BG3H	250mL HCl Clear Glass	BP1S	1L H2SO4 plastic
DG9T	40mL Na Thio amber vial	BG3U	250mL Unpres Clear Glass	BP1U	1L unpreserved plastic
DG9U	40mL unpreserved amber vial	AG0U	100mL unpres amber glass	BP1Z	1L NaOH, Zn, Ac
VG9H	40mL HCl clear vial	AG1H	1L HCl amber glass	BP2N	500mL HNO3 plastic
VG9T	40mL Na Thio. clear vial	AG1S	1L H2SO4 amber glass	BP2C	500mL NaOH plastic
VG9U	40mL unpreserved clear vial	AG1T	1L Na Thiosulfate amber glass	BP2S	500mL H2SO4 plastic
I	40mL w/hexane wipe vial	AG1U	1liter unpres amber glass	BP2U	500mL unpreserved plastic
WGKU	8oz unpreserved clear jar	AG2N	500mL HNO3 amber glass	BP2Z	500mL NaOH, Zn Ac
WGFU	4oz clear soil jar	AG2S	500mL H2SO4 amber glass	BP3B	250mL NaOH plastic
JGFU	4oz unpreserved amber wide	AG2U	500mL unpres amber glass	BP3N	250mL HNO3 plastic
CG3H	250mL clear glass HCl	AG3S	250mL H2SO4 amber glass	BP3F	250mL HNO3 plastic-field filtered
BG1H	1L HCl clear glass	AG3SF	250mL H2SO4 amb glass -field filtered	BP3U	250mL unpreserved plastic
BG1S	1L H2SO4 clear glass	AG3U	250mL unpres amber glass	BP3S	250mL H2SO4 plastic
GN	General	AG3C	250mL NaOH amber glass	BP3Z	250mL NaOH, ZnAc plastic

Plastic / Misc.

BP4U	125mL unpreserved plastic
BP4N	125mL HNO3 plastic
BP4S	125mL H2SO4 plastic

Syringe Kit	LL Cr+6 sampling kit

AF	Air Filter
C	Air Cassettes
R	Terracore kit
SP5T	120mL Coliform Na Thiosulfate
U	Summa Can
ZPLC	Ziploc Bag

WT		Water	
SL		Solid	
NAL	OL	Non-aqueous liquid	Oil
WP		Wipe	

Pace Analytical Services, LLC
7726 Moller Road
Indianapolis, IN 46268
(317)228-3100

August 01, 2022

Mr. Mark Breting
ATC Group Services
7988 Centerpoint Drive
Suite 100
Indianapolis, IN 46256

RE: Project: Harding St Profile 1 Report 1
Pace Project No.: 50316356

Dear Mr. Breting:

Enclosed are the analytical results for sample(s) received by the laboratory on May 12, 2022. The results relate only to the samples included in this report. Results reported herein conform to the applicable TNI/NELAC Standards and the laboratory's Quality Manual, where applicable, unless otherwise noted in the body of the report.

The test results provided in this final report were generated by each of the following laboratories within the Pace Network:

- Pace Analytical Services - Indianapolis
- Pace Analytical Services - Greensburg

If you have any questions concerning this report, please feel free to contact me.

Sincerely,

Hayden Putt
hayden.putt@pacelabs.com
(317)228-3145
Project Manager

Enclosures

cc: Mr. Robert Miller, Haley & Aldrich

This report shall not be reproduced, except in full,
without the written consent of Pace Analytical Services, LLC.

Pace Analytical Services, LLC
7726 Moller Road
Indianapolis, IN 46268
(317)228-3100

CERTIFICATIONS

Project: Harding St Profile 1 Report 1
Pace Project No.: 50316356

Pace Analytical Services Pennsylvania

1638 Roseytown Rd Suites 2,3&4, Greensburg, PA 15601
ANAB DOD-ELAP Rad Accreditation #: L2417
Alabama Certification #: 41590
Arizona Certification #: AZ0734
Arkansas Certification
California Certification #: 04222CA
Colorado Certification #: PA01547
Connecticut Certification #: PH-0694
Delaware Certification
EPA Region 4 DW Rad
Florida/TNI Certification #: E87683
Georgia Certification #: C040
Florida: Cert E871149 SEKS WET
Guam Certification
Hawaii Certification
Idaho Certification
Illinois Certification
Indiana Certification
Iowa Certification #: 391
Kansas/TNI Certification #: E-10358
Kentucky Certification #: KY90133
KY WW Permit #: KY0098221
KY WW Permit #: KY0000221
Louisiana DHH/TNI Certification #: LA180012
Louisiana DEQ/TNI Certification #: 4086
Maine Certification #: 2017020
Maryland Certification #: 308
Massachusetts Certification #: M-PA1457
Michigan/PADEP Certification #: 9991
Missouri Certification #: 235
Montana Certification #: Cert0082
Nebraska Certification #: NE-OS-29-14
Nevada Certification #: PA014572018-1
New Hampshire/TNI Certification #: 297617
New Jersey/TNI Certification #: PA051
New Mexico Certification #: PA01457
New York/TNI Certification #: 10888
North Carolina Certification #: 42706
North Dakota Certification #: R-190
Ohio EPA Rad Approval: #41249
Oregon/TNI Certification #: PA200002-010
Pennsylvania/TNI Certification #: 65-00282
Puerto Rico Certification #: PA01457
Rhode Island Certification #: 65-00282
South Dakota Certification
Tennessee Certification #: 02867
Texas/TNI Certification #: T104704188-17-3
Utah/TNI Certification #: PA014572017-9
USDA Soil Permit #: P330-17-00091
Vermont Dept. of Health: ID# VT-0282
Virgin Island/PADEP Certification
Virginia/VELAP Certification #: 460198
Washington Certification #: C868
West Virginia DEP Certification #: 143
West Virginia DHHR Certification #: 9964C
Wisconsin Approve List for Rad
Wyoming Certification #: 8TMS-L

Pace Analytical Services Indianapolis

7726 Moller Road, Indianapolis, IN 46268
Illinois Accreditation #: 200074
Indiana Drinking Water Laboratory #: C-49-06
Kansas/TNI Certification #: E-10177
Kentucky UST Agency Interest #: 80226
Kentucky WW Laboratory ID #: 98019
Michigan Drinking Water Laboratory #9050
Ohio VAP Certified Laboratory #: CL0065
Oklahoma Laboratory #: 9204
Texas Certification #: T104704355
Wisconsin Laboratory #: 999788130
USDA Soil Permit #: P330-19-00257

REPORT OF LABORATORY ANALYSIS

This report shall not be reproduced, except in full,
without the written consent of Pace Analytical Services, LLC.

Pace Analytical Services, LLC
7726 Moller Road
Indianapolis, IN 46268
(317)228-3100

SAMPLE SUMMARY

Project: Harding St Profile 1 Report 1
Pace Project No.: 50316356

Lab ID	Sample ID	Matrix	Date Collected	Date Received
50316356001	**MW-15D**	Water	05/11/22 13:30	05/12/22 13:45
50316356002	**MW-14D**	Water	05/11/22 10:40	05/12/22 13:45
50316356003	**MW-11S**	Water	05/11/22 11:20	05/12/22 13:45

This report shall not be reproduced, except in full,
without the written consent of Pace Analytical Services, LLC.

Pace Analytical Services, LLC
7726 Moller Road
Indianapolis, IN 46268
(317)228-3100

SAMPLE ANALYTE COUNT

Project: Harding St Profile 1 Report 1
Pace Project No.: 50316356

Lab ID	Sample ID	Method	Analysts	Analytes Reported	Laboratory
50316356001	**MW-15D**	EPA 9056	BK1	3	PASI-I
		EPA 6010	JPK	15	PASI-I
		EPA 6010	JPK	2	PASI-I
		EPA 6020	CAW	6	PASI-I
		EPA 7470	EAE	1	PASI-I
		EPA 903.1	RPS	1	PASI-PA
		EPA 904.0	VAL	1	PASI-PA
		Total Radium Calculation	JAL	1	PASI-PA
		SM 2320B	SLB	3	PASI-I
		SM 2540C	BSW	1	PASI-I
		SM 4500-H+B	TRK	1	PASI-I
		SM 4500-S2-D	SWJ	1	PASI-I
		HACH 8146	ZM	1	PASI-I
		EPA 353.2	OAS	2	PASI-I
		EPA 365.1	ZM	1	PASI-I
		SM 5310C	ZM	1	PASI-I
		SM 5310C	ZM	1	PASI-I
50316356002	**MW-14D**	EPA 9056	BK1	3	PASI-I
		EPA 6010	JPK	15	PASI-I
		EPA 6010	JPK	2	PASI-I
		EPA 6020	CAW	6	PASI-I
		EPA 7470	EAE	1	PASI-I
		EPA 903.1	RPS	1	PASI-PA
		EPA 904.0	VAL	1	PASI-PA
		Total Radium Calculation	JAL	1	PASI-PA
		SM 2320B	WDB	3	PASI-I
		SM 2540C	BSW	1	PASI-I
		SM 4500-H+B	TRK	1	PASI-I
		SM 4500-S2-D	SWJ	1	PASI-I
		HACH 8146	ZM	1	PASI-I
		EPA 353.2	OAS	2	PASI-I
		EPA 365.1	ZM	1	PASI-I
		SM 5310C	ZM	1	PASI-I
		SM 5310C	ZM	1	PASI-I
50316356003	**MW-11S**	EPA 9056	BK1	3	PASI-I
		EPA 6010	JPK	15	PASI-I
		EPA 6010	JPK	2	PASI-I

This report shall not be reproduced, except in full,
without the written consent of Pace Analytical Services, LLC.

Pace Analytical Services, LLC
7726 Moller Road
Indianapolis, IN 46268
(317)228-3100

SAMPLE ANALYTE COUNT

Project: Harding St Profile 1 Report 1
Pace Project No.: 50316356

Lab ID	Sample ID	Method	Analysts	Analytes Reported	Laboratory
		EPA 6020	CAW	6	PASI-I
		EPA 7470	EAE	1	PASI-I
		EPA 903.1	RPS	1	PASI-PA
		EPA 904.0	VAL	1	PASI-PA
		Total Radium Calculation	JAL	1	PASI-PA
		SM 2320B	WDB	3	PASI-I
		SM 2540C	BSW	1	PASI-I
		SM 4500-H+B	TRK	1	PASI-I
		SM 4500-S2-D	SWJ	1	PASI-I
		HACH 8146	ZM	1	PASI-I
		EPA 353.2	OAS	2	PASI-I
		EPA 365.1	ZM	1	PASI-I
		SM 5310C	ZM	1	PASI-I
		SM 5310C	ZM	1	PASI-I

PASI-I = Pace Analytical Services - Indianapolis
PASI-PA = Pace Analytical Services - Greensburg

This report shall not be reproduced, except in full,
without the written consent of Pace Analytical Services, LLC.

Pace Analytical Services, LLC
7726 Moller Road
Indianapolis, IN 46268
(317)228-3100

SUMMARY OF DETECTION

Project: Harding St Profile 1 Report 1
Pace Project No.: 50316356

Lab Sample ID / Method	Client Sample ID / Parameters	Result	Units	Report Limit	Analyzed	Qualifiers
50316356001	**MW-15D**					
EPA 9056	Chloride	29.1	mg/L	2.5	05/26/22 02:52	
EPA 9056	Fluoride	0.12	mg/L	0.10	05/26/22 02:34	
EPA 9056	Sulfate	73.2	mg/L	2.5	05/26/22 02:52	
EPA 6010	Barium	75.1	ug/L	10.0	05/25/22 03:31	
EPA 6010	Boron	157	ug/L	100	05/25/22 03:31	
EPA 6010	Calcium	106000	ug/L	1000	05/25/22 03:31	
EPA 6010	Iron	1220	ug/L	100	05/25/22 03:31	
EPA 6010	Magnesium	31300	ug/L	1000	05/25/22 03:31	
EPA 6010	Manganese	115	ug/L	10.0	05/25/22 03:31	
EPA 6010	Potassium	2280	ug/L	1000	05/25/22 03:31	
EPA 6010	Silica	12600	ug/L	450	05/25/22 03:31	N2
EPA 6010	Sodium	22800	ug/L	1000	05/25/22 03:31	
EPA 6010	Manganese, Dissolved	117	ug/L	10.0	05/24/22 03:15	
EPA 6020	Arsenic	1.2	ug/L	1.0	05/18/22 18:41	
EPA 903.1	Radium-226	0.134 ± 0.651 (1.12) C:NA T:84%	pCi/L		06/21/22 11:56	
EPA 904.0	Radium-228	0.631 ± 0.506 (1.01) C:69% T:86%	pCi/L		06/14/22 18:01	
Total Radium Calculation	Total Radium	0.765 ± 1.16 (2.13)	pCi/L		06/21/22 18:15	
SM 2320B	Alkalinity, Total as CaCO3	339	mg/L	2.0	05/19/22 11:13	
SM 2320B	Alkalinity,Bicarbonate (CaCO3)	339	mg/L	2.0	05/19/22 11:13	
SM 2540C	Total Dissolved Solids	512	mg/L	10.0	05/18/22 11:45	
SM 4500-H+B	pH at 25 Degrees C	7.4	Std. Units	0.10	05/20/22 15:03	H3
SM 5310C	Total Organic Carbon	1.1	mg/L	1.0	05/22/22 05:17	
50316356002	**MW-14D**					
EPA 9056	Chloride	171	mg/L	25.0	05/26/22 04:06	
EPA 9056	Fluoride	0.33	mg/L	0.10	05/26/22 03:29	
EPA 9056	Sulfate	2190	mg/L	25.0	05/26/22 04:06	
EPA 6010	Barium	44.3	ug/L	10.0	05/25/22 03:33	
EPA 6010	Boron	54100	ug/L	100	05/25/22 03:33	
EPA 6010	Calcium	383000	ug/L	3000	05/25/22 03:41	
EPA 6010	Iron	2610	ug/L	100	05/25/22 03:33	
EPA 6010	Lithium	768	ug/L	20.0	05/25/22 03:33	
EPA 6010	Magnesium	216000	ug/L	1000	05/25/22 03:33	
EPA 6010	Manganese	320	ug/L	10.0	05/25/22 03:33	
EPA 6010	Molybdenum	203	ug/L	10.0	05/25/22 03:33	
EPA 6010	Potassium	61200	ug/L	1000	05/25/22 03:33	
EPA 6010	Silica	11900	ug/L	450	05/25/22 03:33	N2
EPA 6010	Sodium	357000	ug/L	3000	05/25/22 03:41	
EPA 6010	Manganese, Dissolved	329	ug/L	10.0	05/24/22 03:17	
EPA 6010	Molybdenum, Dissolved	205	ug/L	10.0	05/24/22 03:17	
EPA 6020	Arsenic	127	ug/L	1.0	05/18/22 18:45	

REPORT OF LABORATORY ANALYSIS

This report shall not be reproduced, except in full,
without the written consent of Pace Analytical Services, LLC.

Pace Analytical Services, LLC
7726 Moller Road
Indianapolis, IN 46268
(317)228-3100

SUMMARY OF DETECTION

Project: Harding St Profile 1 Report 1
Pace Project No.: 50316356

Lab Sample ID / Method	Client Sample ID / Parameters	Result	Units	Report Limit	Analyzed	Qualifiers
50316356002	**MW-14D**					
EPA 903.1	Radium-226	-0.0383 ± 0.338 (0.736) C:NA T:95%	pCi/L		06/21/22 11:56	
EPA 904.0	Radium-228	1.03 ± 0.527 (0.925) C:66% T:93%	pCi/L		06/14/22 17:51	
Total Radium Calculation	Total Radium	1.03 ± 0.865 (1.66)	pCi/L		06/21/22 18:15	
SM 2320B	Alkalinity, Total as CaCO3	276	mg/L	2.0	05/19/22 16:29	
SM 2320B	Alkalinity,Bicarbonate (CaCO3)	276	mg/L	2.0	05/19/22 16:29	
SM 2540C	Total Dissolved Solids	3610	mg/L	40.0	05/18/22 11:45	
SM 4500-H+B	pH at 25 Degrees C	7.6	Std. Units	0.10	05/20/22 15:04	H3
EPA 365.1	Phosphate as P04	0.71	mg/L	0.15	05/15/22 19:20	
SM 5310C	Total Organic Carbon	2.1	mg/L	1.0	05/22/22 05:37	
SM 5310C	Dissolved Organic Carbon	2.6	mg/L	1.0	05/23/22 08:27	
50316356003	**MW-11S**					
EPA 9056	Chloride	25.5	mg/L	2.5	05/26/22 04:43	
EPA 9056	Fluoride	1.8	mg/L	0.10	05/26/22 04:25	
EPA 9056	Sulfate	108	mg/L	2.5	05/26/22 04:43	
EPA 6010	Aluminum	10100	ug/L	200	05/25/22 03:35	
EPA 6010	Barium	175	ug/L	10.0	05/25/22 03:35	
EPA 6010	Boron	712	ug/L	100	05/25/22 03:35	
EPA 6010	Calcium	108000	ug/L	1000	05/25/22 03:35	
EPA 6010	Chromium	14.8	ug/L	10.0	05/25/22 03:35	
EPA 6010	Iron	12800	ug/L	100	05/25/22 03:35	
EPA 6010	Lithium	25.1	ug/L	20.0	05/25/22 03:35	
EPA 6010	Magnesium	49500	ug/L	1000	05/25/22 03:35	
EPA 6010	Manganese	281	ug/L	10.0	05/25/22 03:35	
EPA 6010	Molybdenum	82.5	ug/L	10.0	05/25/22 03:35	
EPA 6010	Potassium	5580	ug/L	1000	05/25/22 03:35	
EPA 6010	Silica	49100	ug/L	450	05/25/22 03:35	N2
EPA 6010	Sodium	21300	ug/L	1000	05/25/22 03:35	
EPA 6010	Manganese, Dissolved	34.3	ug/L	10.0	05/24/22 03:19	
EPA 6010	Molybdenum, Dissolved	79.8	ug/L	10.0	05/24/22 03:19	
EPA 6020	Arsenic	10.5	ug/L	1.0	05/18/22 21:09	
EPA 6020	Beryllium	0.40	ug/L	0.20	05/18/22 21:09	
EPA 6020	Cobalt	4.9	ug/L	1.0	05/18/22 21:09	
EPA 6020	Selenium	1.1	ug/L	1.0	05/18/22 21:09	
EPA 903.1	Radium-226	0.218 ± 0.574 (1.03) C:NA T:91%	pCi/L		06/21/22 11:56	

REPORT OF LABORATORY ANALYSIS

This report shall not be reproduced, except in full,
without the written consent of Pace Analytical Services, LLC.

Pace Analytical Services, LLC
7726 Moller Road
Indianapolis, IN 46268
(317)228-3100

SUMMARY OF DETECTION

Project: Harding St Profile 1 Report 1
Pace Project No.: 50316356

Lab Sample ID / Method	Client Sample ID / Parameters	Result	Units	Report Limit	Analyzed	Qualifiers
50316356003	**MW-11S**					
EPA 904.0	Radium-228	0.529 ± 0.410 (0.801) C:71% T:88%	pCi/L		06/14/22 17:51	
Total Radium Calculation	Total Radium	0.747 ± 0.984 (1.83)	pCi/L		06/21/22 18:15	
SM 2320B	Alkalinity, Total as CaCO3	309	mg/L	2.0	05/19/22 16:29	
SM 2320B	Alkalinity,Bicarbonate (CaCO3)	309	mg/L	2.0	05/19/22 16:29	
SM 2540C	Total Dissolved Solids	440	mg/L	10.0	05/18/22 12:31	
SM 4500-H+B	pH at 25 Degrees C	7.9	Std. Units	0.10	05/20/22 15:04	H3
EPA 365.1	Phosphate as P04	0.61	mg/L	0.15	05/15/22 19:55	
SM 5310C	Dissolved Organic Carbon	1.1	mg/L	1.0	05/23/22 08:38	

This report shall not be reproduced, except in full,
without the written consent of Pace Analytical Services, LLC.

Pace Analytical Services, LLC
7726 Moller Road
Indianapolis, IN 46268
(317)228-3100

ANALYTICAL RESULTS

Project: Harding St Profile 1 Report 1
Pace Project No.: 50316356

Sample: MW-15D **Lab ID: 50316356001** Collected: 05/11/22 13:30 Received: 05/12/22 13:45 Matrix: Water

Comments: • Upon receipt at the laboratory, 2.5 mls of nitric acid were added to the sample to meet the sample preservation requirement of pH <2 for radiochemistry analysis. The samples were not preserved <2 within the required 5 days of collection.

Parameters	Results	Units	Report Limit	DF	Prepared	Analyzed	CAS No.	Qual
9056 IC Anions	Analytical Method: EPA 9056							
	Pace Analytical Services - Indianapolis							
Chloride	**29.1**	mg/L	2.5	10		05/26/22 02:52	16887-00-6	
Fluoride	**0.12**	mg/L	0.10	1		05/26/22 02:34	16984-48-8	
Sulfate	**73.2**	mg/L	2.5	10		05/26/22 02:52	14808-79-8	
6010 MET ICP	Analytical Method: EPA 6010 Preparation Method: EPA 3010							
	Pace Analytical Services - Indianapolis							
Aluminum	ND	ug/L	200	1	05/24/22 14:38	05/25/22 03:31	7429-90-5	
Barium	**75.1**	ug/L	10.0	1	05/24/22 14:38	05/25/22 03:31	7440-39-3	
Boron	**157**	ug/L	100	1	05/24/22 14:38	05/25/22 03:31	7440-42-8	
Cadmium	ND	ug/L	2.0	1	05/24/22 14:38	05/25/22 03:31	7440-43-9	
Calcium	**106000**	ug/L	1000	1	05/24/22 14:38	05/25/22 03:31	7440-70-2	
Chromium	ND	ug/L	10.0	1	05/24/22 14:38	05/25/22 03:31	7440-47-3	
Iron	**1220**	ug/L	100	1	05/24/22 14:38	05/25/22 03:31	7439-89-6	
Lead	ND	ug/L	10.0	1	05/24/22 14:38	05/25/22 03:31	7439-92-1	
Lithium	ND	ug/L	20.0	1	05/24/22 14:38	05/25/22 03:31	7439-93-2	
Magnesium	**31300**	ug/L	1000	1	05/24/22 14:38	05/25/22 03:31	7439-95-4	
Manganese	**115**	ug/L	10.0	1	05/24/22 14:38	05/25/22 03:31	7439-96-5	
Molybdenum	ND	ug/L	10.0	1	05/24/22 14:38	05/25/22 03:31	7439-98-7	
Potassium	**2280**	ug/L	1000	1	05/24/22 14:38	05/25/22 03:31	7440-09-7	
Silica	**12600**	ug/L	450	1	05/24/22 14:38	05/25/22 03:31	7631-86-9	N2
Sodium	**22800**	ug/L	1000	1	05/24/22 14:38	05/25/22 03:31	7440-23-5	
6010 MET ICP, Dissolved	Analytical Method: EPA 6010 Preparation Method: EPA 3010							
	Pace Analytical Services - Indianapolis							
Manganese, Dissolved	**117**	ug/L	10.0	1	05/21/22 15:00	05/24/22 03:15	7439-96-5	
Molybdenum, Dissolved	ND	ug/L	10.0	1	05/21/22 15:00	05/24/22 03:15	7439-98-7	
6020 MET ICPMS	Analytical Method: EPA 6020 Preparation Method: EPA 200.2							
	Pace Analytical Services - Indianapolis							
Antimony	ND	ug/L	1.0	1	05/17/22 14:40	05/18/22 18:41	7440-36-0	
Arsenic	**1.2**	ug/L	1.0	1	05/17/22 14:40	05/18/22 18:41	7440-38-2	
Beryllium	ND	ug/L	0.20	1	05/17/22 14:40	05/18/22 18:41	7440-41-7	
Cobalt	ND	ug/L	1.0	1	05/17/22 14:40	05/18/22 18:41	7440-48-4	
Selenium	ND	ug/L	1.0	1	05/17/22 14:40	05/18/22 18:41	7782-49-2	
Thallium	ND	ug/L	1.0	1	05/17/22 14:40	05/18/22 18:41	7440-28-0	
7470 Mercury	Analytical Method: EPA 7470 Preparation Method: EPA 7470							
	Pace Analytical Services - Indianapolis							
Mercury	ND	ug/L	0.20	1	05/19/22 10:59	05/19/22 21:10	7439-97-6	
2320B Alkalinity	Analytical Method: SM 2320B							
	Pace Analytical Services - Indianapolis							
Alkalinity, Total as CaCO3	**339**	mg/L	2.0	1		05/19/22 11:13		

REPORT OF LABORATORY ANALYSIS

This report shall not be reproduced, except in full,
without the written consent of Pace Analytical Services, LLC.

Pace Analytical Services, LLC
7726 Moller Road
Indianapolis, IN 46268
(317)228-3100

ANALYTICAL RESULTS

Project: Harding St Profile 1 Report 1
Pace Project No.: 50316356

Sample: MW-15D **Lab ID: 50316356001** Collected: 05/11/22 13:30 Received: 05/12/22 13:45 Matrix: Water

Comments: • Upon receipt at the laboratory, 2.5 mls of nitric acid were added to the sample to meet the sample preservation requirement of pH <2 for radiochemistry analysis. The samples were not preserved <2 within the required 5 days of collection.

Parameters	Results	Units	Report Limit	DF	Prepared	Analyzed	CAS No.	Qual
2320B Alkalinity	Analytical Method: SM 2320B Pace Analytical Services - Indianapolis							
Alkalinity,Bicarbonate (CaCO3)	**339**	mg/L	2.0	1		05/19/22 11:13		
Alkalinity,Carbonate (CaCO3)	ND	mg/L	2.0	1		05/19/22 11:13		
2540C Total Dissolved Solids	Analytical Method: SM 2540C Pace Analytical Services - Indianapolis							
Total Dissolved Solids	**512**	mg/L	10.0	1		05/18/22 11:45		
4500H+ pH, Electrometric	Analytical Method: SM 4500-H+B Pace Analytical Services - Indianapolis							
pH at 25 Degrees C	**7.4**	Std. Units	0.10	1		05/20/22 15:03		H3
4500S2D Sulfide Water	Analytical Method: SM 4500-S2-D Pace Analytical Services - Indianapolis							
Sulfide	ND	mg/L	0.10	1		05/13/22 13:06	18496-25-8	
Iron, Ferrous	Analytical Method: HACH 8146 Pace Analytical Services - Indianapolis							
Iron, Ferrous	ND	mg/L	0.20	1		05/24/22 21:45	15438-31-0	H3,N2
353.2 Nitrogen, NO2/NO3 unpres	Analytical Method: EPA 353.2 Pace Analytical Services - Indianapolis							
Nitrogen, Nitrate	ND	mg/L	0.10	1		05/12/22 17:50	14797-55-8	
Nitrogen, Nitrite	ND	mg/L	0.10	1		05/12/22 17:50	14797-65-0	
365.1 Total Phosphorus	Analytical Method: EPA 365.1 Preparation Method: EPA 365.1 Pace Analytical Services - Indianapolis							
Phosphate as P04	ND	mg/L	0.15	1	05/13/22 11:00	05/15/22 19:20		
5310C TOC	Analytical Method: SM 5310C Pace Analytical Services - Indianapolis							
Total Organic Carbon	**1.1**	mg/L	1.0	1		05/22/22 05:17	7440-44-0	
5310C Dissolved Organic Carbon	Analytical Method: SM 5310C Pace Analytical Services - Indianapolis							
Dissolved Organic Carbon	ND	mg/L	1.0	1		05/23/22 08:15		

REPORT OF LABORATORY ANALYSIS

This report shall not be reproduced, except in full,
without the written consent of Pace Analytical Services, LLC.

Pace Analytical Services, LLC
7726 Moller Road
Indianapolis, IN 46268
(317)228-3100

ANALYTICAL RESULTS

Project: Harding St Profile 1 Report 1
Pace Project No.: 50316356

Sample: MW-14D **Lab ID: 50316356002** Collected: 05/11/22 10:40 Received: 05/12/22 13:45 Matrix: Water

Parameters	Results	Units	Report Limit	DF	Prepared	Analyzed	CAS No.	Qual
9056 IC Anions	Analytical Method: EPA 9056							
	Pace Analytical Services - Indianapolis							
Chloride	**171**	mg/L	25.0	100		05/26/22 04:06	16887-00-6	
Fluoride	**0.33**	mg/L	0.10	1		05/26/22 03:29	16984-48-8	
Sulfate	**2190**	mg/L	25.0	100		05/26/22 04:06	14808-79-8	
6010 MET ICP	Analytical Method: EPA 6010 Preparation Method: EPA 3010							
	Pace Analytical Services - Indianapolis							
Aluminum	ND	ug/L	200	1	05/24/22 14:38	05/25/22 03:33	7429-90-5	
Barium	**44.3**	ug/L	10.0	1	05/24/22 14:38	05/25/22 03:33	7440-39-3	
Boron	**54100**	ug/L	100	1	05/24/22 14:38	05/25/22 03:33	7440-42-8	
Cadmium	ND	ug/L	2.0	1	05/24/22 14:38	05/25/22 03:33	7440-43-9	
Calcium	**383000**	ug/L	3000	3	05/24/22 14:38	05/25/22 03:41	7440-70-2	
Chromium	ND	ug/L	10.0	1	05/24/22 14:38	05/25/22 03:33	7440-47-3	
Iron	**2610**	ug/L	100	1	05/24/22 14:38	05/25/22 03:33	7439-89-6	
Lead	ND	ug/L	10.0	1	05/24/22 14:38	05/25/22 03:33	7439-92-1	
Lithium	**768**	ug/L	20.0	1	05/24/22 14:38	05/25/22 03:33	7439-93-2	
Magnesium	**216000**	ug/L	1000	1	05/24/22 14:38	05/25/22 03:33	7439-95-4	
Manganese	**320**	ug/L	10.0	1	05/24/22 14:38	05/25/22 03:33	7439-96-5	
Molybdenum	**203**	ug/L	10.0	1	05/24/22 14:38	05/25/22 03:33	7439-98-7	
Potassium	**61200**	ug/L	1000	1	05/24/22 14:38	05/25/22 03:33	7440-09-7	
Silica	**11900**	ug/L	450	1	05/24/22 14:38	05/25/22 03:33	7631-86-9	N2
Sodium	**357000**	ug/L	3000	3	05/24/22 14:38	05/25/22 03:41	7440-23-5	
6010 MET ICP, Dissolved	Analytical Method: EPA 6010 Preparation Method: EPA 3010							
	Pace Analytical Services - Indianapolis							
Manganese, Dissolved	**329**	ug/L	10.0	1	05/21/22 15:00	05/24/22 03:17	7439-96-5	
Molybdenum, Dissolved	**205**	ug/L	10.0	1	05/21/22 15:00	05/24/22 03:17	7439-98-7	
6020 MET ICPMS	Analytical Method: EPA 6020 Preparation Method: EPA 200.2							
	Pace Analytical Services - Indianapolis							
Antimony	ND	ug/L	1.0	1	05/17/22 14:40	05/18/22 18:45	7440-36-0	
Arsenic	**127**	ug/L	1.0	1	05/17/22 14:40	05/18/22 18:45	7440-38-2	
Beryllium	ND	ug/L	0.20	1	05/17/22 14:40	05/18/22 18:45	7440-41-7	
Cobalt	ND	ug/L	1.0	1	05/17/22 14:40	05/18/22 18:45	7440-48-4	
Selenium	ND	ug/L	1.0	1	05/17/22 14:40	05/18/22 18:45	7782-49-2	
Thallium	ND	ug/L	1.0	1	05/17/22 14:40	05/18/22 18:45	7440-28-0	
7470 Mercury	Analytical Method: EPA 7470 Preparation Method: EPA 7470							
	Pace Analytical Services - Indianapolis							
Mercury	ND	ug/L	0.20	1	05/19/22 10:59	05/19/22 21:12	7439-97-6	
2320B Alkalinity	Analytical Method: SM 2320B							
	Pace Analytical Services - Indianapolis							
Alkalinity, Total as CaCO3	**276**	mg/L	2.0	1		05/19/22 16:29		
Alkalinity,Bicarbonate (CaCO3)	**276**	mg/L	2.0	1		05/19/22 16:29		
Alkalinity,Carbonate (CaCO3)	ND	mg/L	2.0	1		05/19/22 16:29		

REPORT OF LABORATORY ANALYSIS

This report shall not be reproduced, except in full,
without the written consent of Pace Analytical Services, LLC.

Pace Analytical Services, LLC
7726 Moller Road
Indianapolis, IN 46268
(317)228-3100

ANALYTICAL RESULTS

Project: Harding St Profile 1 Report 1
Pace Project No.: 50316356

Sample: MW-14D **Lab ID: 50316356002** Collected: 05/11/22 10:40 Received: 05/12/22 13:45 Matrix: Water

Parameters	Results	Units	Report Limit	DF	Prepared	Analyzed	CAS No.	Qual
2540C Total Dissolved Solids	Analytical Method: SM 2540C Pace Analytical Services - Indianapolis							
Total Dissolved Solids	**3610**	mg/L	40.0	1		05/18/22 11:45		
4500H+ pH, Electrometric	Analytical Method: SM 4500-H+B Pace Analytical Services - Indianapolis							
pH at 25 Degrees C	**7.6**	Std. Units	0.10	1		05/20/22 15:04		H3
4500S2D Sulfide Water	Analytical Method: SM 4500-S2-D Pace Analytical Services - Indianapolis							
Sulfide	ND	mg/L	0.10	1		05/13/22 13:06	18496-25-8	
Iron, Ferrous	Analytical Method: HACH 8146 Pace Analytical Services - Indianapolis							
Iron, Ferrous	ND	mg/L	0.20	1		05/24/22 21:40	15438-31-0	H3,N2
353.2 Nitrogen, NO2/NO3 unpres	Analytical Method: EPA 353.2 Pace Analytical Services - Indianapolis							
Nitrogen, Nitrate	ND	mg/L	0.10	1		05/12/22 17:24	14797-55-8	
Nitrogen, Nitrite	ND	mg/L	0.10	1		05/12/22 17:24	14797-65-0	
365.1 Total Phosphorus	Analytical Method: EPA 365.1 Preparation Method: EPA 365.1 Pace Analytical Services - Indianapolis							
Phosphate as P04	**0.71**	mg/L	0.15	1	05/13/22 11:00	05/15/22 19:20		
5310C TOC	Analytical Method: SM 5310C Pace Analytical Services - Indianapolis							
Total Organic Carbon	**2.1**	mg/L	1.0	1		05/22/22 05:37	7440-44-0	
5310C Dissolved Organic Carbon	Analytical Method: SM 5310C Pace Analytical Services - Indianapolis							
Dissolved Organic Carbon	**2.6**	mg/L	1.0	1		05/23/22 08:27		

REPORT OF LABORATORY ANALYSIS

This report shall not be reproduced, except in full,
without the written consent of Pace Analytical Services, LLC.

Pace Analytical Services, LLC
7726 Moller Road
Indianapolis, IN 46268
(317)228-3100

ANALYTICAL RESULTS

Project: Harding St Profile 1 Report 1
Pace Project No.: 50316356

Sample: MW-11S **Lab ID: 50316356003** Collected: 05/11/22 11:20 Received: 05/12/22 13:45 Matrix: Water

Parameters	Results	Units	Report Limit	DF	Prepared	Analyzed	CAS No.	Qual
9056 IC Anions	Analytical Method: EPA 9056							
	Pace Analytical Services - Indianapolis							
Chloride	**25.5**	mg/L	2.5	10		05/26/22 04:43	16887-00-6	
Fluoride	**1.8**	mg/L	0.10	1		05/26/22 04:25	16984-48-8	
Sulfate	**108**	mg/L	2.5	10		05/26/22 04:43	14808-79-8	
6010 MET ICP	Analytical Method: EPA 6010 Preparation Method: EPA 3010							
	Pace Analytical Services - Indianapolis							
Aluminum	**10100**	ug/L	200	1	05/24/22 14:38	05/25/22 03:35	7429-90-5	
Barium	**175**	ug/L	10.0	1	05/24/22 14:38	05/25/22 03:35	7440-39-3	
Boron	**712**	ug/L	100	1	05/24/22 14:38	05/25/22 03:35	7440-42-8	
Cadmium	ND	ug/L	2.0	1	05/24/22 14:38	05/25/22 03:35	7440-43-9	
Calcium	**108000**	ug/L	1000	1	05/24/22 14:38	05/25/22 03:35	7440-70-2	
Chromium	**14.8**	ug/L	10.0	1	05/24/22 14:38	05/25/22 03:35	7440-47-3	
Iron	**12800**	ug/L	100	1	05/24/22 14:38	05/25/22 03:35	7439-89-6	
Lead	ND	ug/L	10.0	1	05/24/22 14:38	05/25/22 03:35	7439-92-1	
Lithium	**25.1**	ug/L	20.0	1	05/24/22 14:38	05/25/22 03:35	7439-93-2	
Magnesium	**49500**	ug/L	1000	1	05/24/22 14:38	05/25/22 03:35	7439-95-4	
Manganese	**281**	ug/L	10.0	1	05/24/22 14:38	05/25/22 03:35	7439-96-5	
Molybdenum	**82.5**	ug/L	10.0	1	05/24/22 14:38	05/25/22 03:35	7439-98-7	
Potassium	**5580**	ug/L	1000	1	05/24/22 14:38	05/25/22 03:35	7440-09-7	
Silica	**49100**	ug/L	450	1	05/24/22 14:38	05/25/22 03:35	7631-86-9	N2
Sodium	**21300**	ug/L	1000	1	05/24/22 14:38	05/25/22 03:35	7440-23-5	
6010 MET ICP, Dissolved	Analytical Method: EPA 6010 Preparation Method: EPA 3010							
	Pace Analytical Services - Indianapolis							
Manganese, Dissolved	**34.3**	ug/L	10.0	1	05/21/22 15:00	05/24/22 03:19	7439-96-5	
Molybdenum, Dissolved	**79.8**	ug/L	10.0	1	05/21/22 15:00	05/24/22 03:19	7439-98-7	
6020 MET ICPMS	Analytical Method: EPA 6020 Preparation Method: EPA 200.2							
	Pace Analytical Services - Indianapolis							
Antimony	ND	ug/L	1.0	1	05/17/22 14:40	05/18/22 21:09	7440-36-0	
Arsenic	**10.5**	ug/L	1.0	1	05/17/22 14:40	05/18/22 21:09	7440-38-2	
Beryllium	**0.40**	ug/L	0.20	1	05/17/22 14:40	05/18/22 21:09	7440-41-7	
Cobalt	**4.9**	ug/L	1.0	1	05/17/22 14:40	05/18/22 21:09	7440-48-4	
Selenium	**1.1**	ug/L	1.0	1	05/17/22 14:40	05/18/22 21:09	7782-49-2	
Thallium	ND	ug/L	1.0	1	05/17/22 14:40	05/18/22 21:09	7440-28-0	
7470 Mercury	Analytical Method: EPA 7470 Preparation Method: EPA 7470							
	Pace Analytical Services - Indianapolis							
Mercury	ND	ug/L	0.20	1	05/19/22 10:59	05/19/22 21:15	7439-97-6	
2320B Alkalinity	Analytical Method: SM 2320B							
	Pace Analytical Services - Indianapolis							
Alkalinity, Total as CaCO3	**309**	mg/L	2.0	1		05/19/22 16:29		
Alkalinity,Bicarbonate (CaCO3)	**309**	mg/L	2.0	1		05/19/22 16:29		
Alkalinity,Carbonate (CaCO3)	ND	mg/L	2.0	1		05/19/22 16:29		

REPORT OF LABORATORY ANALYSIS

This report shall not be reproduced, except in full,
without the written consent of Pace Analytical Services, LLC.

Pace Analytical Services, LLC
7726 Moller Road
Indianapolis, IN 46268
(317)228-3100

ANALYTICAL RESULTS

Project: Harding St Profile 1 Report 1
Pace Project No.: 50316356

Sample: MW-11S **Lab ID: 50316356003** Collected: 05/11/22 11:20 Received: 05/12/22 13:45 Matrix: Water

Parameters	Results	Units	Report Limit	DF	Prepared	Analyzed	CAS No.	Qual
2540C Total Dissolved Solids	Analytical Method: SM 2540C Pace Analytical Services - Indianapolis							
Total Dissolved Solids	**440**	mg/L	10.0	1		05/18/22 12:31		
4500H+ pH, Electrometric	Analytical Method: SM 4500-H+B Pace Analytical Services - Indianapolis							
pH at 25 Degrees C	**7.9**	Std. Units	0.10	1		05/20/22 15:04		H3
4500S2D Sulfide Water	Analytical Method: SM 4500-S2-D Pace Analytical Services - Indianapolis							
Sulfide	ND	mg/L	0.10	1		05/13/22 13:06	18496-25-8	
Iron, Ferrous	Analytical Method: HACH 8146 Pace Analytical Services - Indianapolis							
Iron, Ferrous	ND	mg/L	0.20	1		05/24/22 21:42	15438-31-0	H3,N2
353.2 Nitrogen, NO2/NO3 unpres	Analytical Method: EPA 353.2 Pace Analytical Services - Indianapolis							
Nitrogen, Nitrate	ND	mg/L	0.10	1		05/12/22 17:29	14797-55-8	
Nitrogen, Nitrite	ND	mg/L	0.10	1		05/12/22 17:29	14797-65-0	
365.1 Total Phosphorus	Analytical Method: EPA 365.1 Preparation Method: EPA 365.1 Pace Analytical Services - Indianapolis							
Phosphate as P04	**0.61**	mg/L	0.15	1	05/14/22 04:00	05/15/22 19:55		
5310C TOC	Analytical Method: SM 5310C Pace Analytical Services - Indianapolis							
Total Organic Carbon	ND	mg/L	1.0	1		05/22/22 06:02	7440-44-0	
5310C Dissolved Organic Carbon	Analytical Method: SM 5310C Pace Analytical Services - Indianapolis							
Dissolved Organic Carbon	**1.1**	mg/L	1.0	1		05/23/22 08:38		

REPORT OF LABORATORY ANALYSIS

This report shall not be reproduced, except in full,
without the written consent of Pace Analytical Services, LLC.

Pace Analytical Services, LLC
7726 Moller Road
Indianapolis, IN 46268
(317)228-3100

QUALITY CONTROL DATA

Project: Harding St Profile 1 Report 1
Pace Project No.: 50316356

QC Batch: 677934
QC Batch Method: EPA 9056
Analysis Method: EPA 9056
Analysis Description: 9056 IC Anions
Laboratory: Pace Analytical Services - Indianapolis
Associated Lab Samples: 50316356001, 50316356002, 50316356003

METHOD BLANK: 3121412 Matrix: Water
Associated Lab Samples: 50316356001, 50316356002, 50316356003

Parameter	Units	Blank Result	Reporting Limit	Analyzed	Qualifiers
Chloride	mg/L	ND	0.25	05/25/22 11:50	
Fluoride	mg/L	ND	0.10	05/25/22 11:50	
Sulfate	mg/L	ND	0.25	05/25/22 11:50	

LABORATORY CONTROL SAMPLE: 3121413

Parameter	Units	Spike Conc.	LCS Result	LCS % Rec	% Rec Limits	Qualifiers
Chloride	mg/L	1.2	1.2	94	80-120	
Fluoride	mg/L	0.5	0.55	110	80-120	
Sulfate	mg/L	2.5	2.5	100	80-120	

MATRIX SPIKE & MATRIX SPIKE DUPLICATE: 3121414 3121415

Parameter	Units	50316333004 Result	MS Spike Conc.	MSD Spike Conc.	MS Result	MSD Result	MS % Rec	MSD % Rec	% Rec Limits	RPD	Max RPD	Qual
Chloride	mg/L	160	125	125	274	278	91	94	80-120	2	15	
Fluoride	mg/L	0.61	0.5	0.5	1.2	1.2	112	112	80-120	0	15	
Sulfate	mg/L	475	250	250	699	705	90	92	80-120	1	15	

Results presented on this page are in the units indicated by the "Units" column except where an alternate unit is presented to the right of the result.

REPORT OF LABORATORY ANALYSIS

This report shall not be reproduced, except in full,
without the written consent of Pace Analytical Services, LLC.

Pace Analytical Services, LLC
7726 Moller Road
Indianapolis, IN 46268
(317)228-3100

QUALITY CONTROL DATA

Project: Harding St Profile 1 Report 1
Pace Project No.: 50316356

QC Batch: 677003
QC Batch Method: EPA 7470
Analysis Method: EPA 7470
Analysis Description: 7470 Mercury
Laboratory: Pace Analytical Services - Indianapolis
Associated Lab Samples: 50316356001, 50316356002, 50316356003

METHOD BLANK: 3117049 Matrix: Water
Associated Lab Samples: 50316356001, 50316356002, 50316356003

Parameter	Units	Blank Result	Reporting Limit	Analyzed	Qualifiers
Mercury	ug/L	ND	0.20	05/19/22 21:05	

LABORATORY CONTROL SAMPLE: 3117050

Parameter	Units	Spike Conc.	LCS Result	LCS % Rec	% Rec Limits	Qualifiers
Mercury	ug/L	5	5.0	101	80-120	

MATRIX SPIKE & MATRIX SPIKE DUPLICATE: 3117051 3117052

Parameter	Units	50316357014 Result	MS Spike Conc.	MSD Spike Conc.	MS Result	MSD Result	MS % Rec	MSD % Rec	% Rec Limits	RPD	Max RPD	Qual
Mercury	ug/L	<0.12	5	5	5.3	5.5	106	110	75-125	3	20	

Results presented on this page are in the units indicated by the "Units" column except where an alternate unit is presented to the right of the result.

REPORT OF LABORATORY ANALYSIS

This report shall not be reproduced, except in full,
without the written consent of Pace Analytical Services, LLC.

Pace Analytical Services, LLC
7726 Moller Road
Indianapolis, IN 46268
(317)228-3100

QUALITY CONTROL DATA

Project: Harding St Profile 1 Report 1
Pace Project No.: 50316356

QC Batch: 677577
QC Batch Method: EPA 3010
Analysis Method: EPA 6010
Analysis Description: 6010 MET
Laboratory: Pace Analytical Services - Indianapolis
Associated Lab Samples: 50316356001, 50316356002, 50316356003

METHOD BLANK: 3120315 Matrix: Water
Associated Lab Samples: 50316356001, 50316356002, 50316356003

Parameter	Units	Blank Result	Reporting Limit	Analyzed	Qualifiers
Aluminum	ug/L	ND	200	05/25/22 02:43	
Barium	ug/L	ND	10.0	05/25/22 02:43	
Boron	ug/L	ND	100	05/25/22 02:43	
Cadmium	ug/L	ND	2.0	05/25/22 02:43	
Calcium	ug/L	ND	1000	05/25/22 02:43	
Chromium	ug/L	ND	10.0	05/25/22 02:43	
Iron	ug/L	ND	100	05/25/22 02:43	
Lead	ug/L	ND	10.0	05/25/22 02:43	
Lithium	ug/L	ND	20.0	05/25/22 02:43	
Magnesium	ug/L	ND	1000	05/25/22 02:43	
Manganese	ug/L	ND	10.0	05/25/22 02:43	
Molybdenum	ug/L	ND	10.0	05/25/22 02:43	
Potassium	ug/L	ND	1000	05/25/22 02:43	
Silica	ug/L	ND	450	05/25/22 02:43	N2
Sodium	ug/L	ND	1000	05/25/22 02:43	

LABORATORY CONTROL SAMPLE: 3120316

Parameter	Units	Spike Conc.	LCS Result	LCS % Rec	% Rec Limits	Qualifiers
Aluminum	ug/L	10000	9670	97	80-120	
Barium	ug/L	1000	959	96	80-120	
Boron	ug/L	1000	966	97	80-120	
Cadmium	ug/L	1000	965	97	80-120	
Calcium	ug/L	10000	9790	98	80-120	
Chromium	ug/L	1000	972	97	80-120	
Iron	ug/L	10000	9650	97	80-120	
Lead	ug/L	1000	927	93	80-120	
Lithium	ug/L	1000	1040	104	80-120	
Magnesium	ug/L	10000	9450	95	80-120	
Manganese	ug/L	1000	944	94	80-120	
Molybdenum	ug/L	1000	990	99	80-120	
Potassium	ug/L	10000	9900	99	80-120	
Silica	ug/L	10700	10200	95	80-120	N2
Sodium	ug/L	10000	9900	99	80-120	

Results presented on this page are in the units indicated by the "Units" column except where an alternate unit is presented to the right of the result.

REPORT OF LABORATORY ANALYSIS

This report shall not be reproduced, except in full,
without the written consent of Pace Analytical Services, LLC.

Pace Analytical Services, LLC
7726 Moller Road
Indianapolis, IN 46268
(317)228-3100

QUALITY CONTROL DATA

Project: Harding St Profile 1 Report 1
Pace Project No.: 50316356

MATRIX SPIKE & MATRIX SPIKE DUPLICATE: 3120317 3120318

Parameter	Units	50316334004 Result	MS Spike Conc.	MSD Spike Conc.	MS Result	MSD Result	MS % Rec	MSD % Rec	% Rec Limits	RPD	Max RPD	Qual
Aluminum	ug/L	ND	10000	10000	10400	10100	103	101	75-125	2	20	
Barium	ug/L	141	1000	1000	1160	1140	102	100	75-125	1	20	
Boron	ug/L	766	1000	1000	1830	1800	106	103	75-125	2	20	
Cadmium	ug/L	ND	1000	1000	1040	1010	104	101	75-125	2	20	
Calcium	ug/L	137000	10000	10000	149000	149000	122	120	75-125	0	20	
Chromium	ug/L	ND	1000	1000	1020	991	102	99	75-125	3	20	
Iron	ug/L	ND	10000	10000	10100	9820	100	97	75-125	3	20	
Lead	ug/L	ND	1000	1000	945	926	94	93	75-125	2	20	
Lithium	ug/L	24.7	1000	1000	1200	1180	117	116	75-125	1	20	
Magnesium	ug/L	30700	10000	10000	41000	40800	103	100	75-125	1	20	
Manganese	ug/L	2170	1000	1000	3160	3110	99	94	75-125	1	20	
Molybdenum	ug/L	52.6	1000	1000	1100	1080	105	102	75-125	2	20	
Potassium	ug/L	6340	10000	10000	17400	17200	110	109	75-125	1	20	
Silica	ug/L	15100	10700	10700	26200	26000	104	102	75-125	1	20	N2
Sodium	ug/L	60700	10000	10000	72600	72900	118	121	75-125	0	20	

Results presented on this page are in the units indicated by the "Units" column except where an alternate unit is presented to the right of the result.

REPORT OF LABORATORY ANALYSIS

This report shall not be reproduced, except in full,
without the written consent of Pace Analytical Services, LLC.

Pace Analytical Services, LLC
7726 Moller Road
Indianapolis, IN 46268
(317)228-3100

QUALITY CONTROL DATA

Project: Harding St Profile 1 Report 1
Pace Project No.: 50316356

QC Batch: 677435
QC Batch Method: EPA 3010
Analysis Method: EPA 6010
Analysis Description: 6010 MET Dissolved
Laboratory: Pace Analytical Services - Indianapolis
Associated Lab Samples: 50316356001, 50316356002, 50316356003

METHOD BLANK: 3119311 Matrix: Water
Associated Lab Samples: 50316356001, 50316356002, 50316356003

Parameter	Units	Blank Result	Reporting Limit	Analyzed	Qualifiers
Manganese, Dissolved	ug/L	ND	10.0	05/24/22 03:13	
Molybdenum, Dissolved	ug/L	ND	10.0	05/24/22 03:13	

LABORATORY CONTROL SAMPLE: 3119312

Parameter	Units	Spike Conc.	LCS Result	LCS % Rec	% Rec Limits	Qualifiers
Manganese, Dissolved	ug/L	1000	988	99	80-120	
Molybdenum, Dissolved	ug/L	1000	1020	102	80-120	

MATRIX SPIKE & MATRIX SPIKE DUPLICATE: 3119313 3119314

Parameter	Units	50316506002 Result	MS Spike Conc.	MSD Spike Conc.	MS Result	MSD Result	MS % Rec	MSD % Rec	% Rec Limits	RPD	Max RPD	Qual
Manganese, Dissolved	ug/L	20.8	1000	1000	988	993	97	97	75-125	0	20	
Molybdenum, Dissolved	ug/L	27.4	1000	1000	1050	1050	102	102	75-125	0	20	

Results presented on this page are in the units indicated by the "Units" column except where an alternate unit is presented to the right of the result.

REPORT OF LABORATORY ANALYSIS

This report shall not be reproduced, except in full,
without the written consent of Pace Analytical Services, LLC.

Pace Analytical Services, LLC
7726 Moller Road
Indianapolis, IN 46268
(317)228-3100

QUALITY CONTROL DATA

Project: Harding St Profile 1 Report 1
Pace Project No.: 50316356

QC Batch: 676599
QC Batch Method: EPA 200.2
Analysis Method: EPA 6020
Analysis Description: 6020 MET
Laboratory: Pace Analytical Services - Indianapolis
Associated Lab Samples: 50316356001, 50316356002, 50316356003

METHOD BLANK: 3115176 Matrix: Water
Associated Lab Samples: 50316356001, 50316356002, 50316356003

Parameter	Units	Blank Result	Reporting Limit	Analyzed	Qualifiers
Antimony	ug/L	ND	1.0	05/18/22 14:06	
Arsenic	ug/L	ND	1.0	05/18/22 14:06	
Beryllium	ug/L	ND	0.20	05/18/22 14:06	
Cobalt	ug/L	ND	1.0	05/18/22 14:06	
Selenium	ug/L	ND	1.0	05/18/22 14:06	
Thallium	ug/L	ND	1.0	05/18/22 14:06	

LABORATORY CONTROL SAMPLE: 3115177

Parameter	Units	Spike Conc.	LCS Result	LCS % Rec	% Rec Limits	Qualifiers
Antimony	ug/L	40	42.3	106	80-120	
Arsenic	ug/L	40	37.7	94	80-120	
Beryllium	ug/L	40	39.3	98	80-120	
Cobalt	ug/L	40	41.1	103	80-120	
Selenium	ug/L	40	38.5	96	80-120	
Thallium	ug/L	40	40.9	102	80-120	

MATRIX SPIKE & MATRIX SPIKE DUPLICATE: 3115178 3115179

Parameter	Units	50315449001 Result	MS Spike Conc.	MSD Spike Conc.	MS Result	MSD Result	MS % Rec	MSD % Rec	% Rec Limits	RPD	Max RPD	Qual
Antimony	ug/L	ND	40	40	42.5	43.6	106	109	75-125	3	20	
Arsenic	ug/L	0.076 mg/L	40	40	116	112	100	91	75-125	3	20	
Beryllium	ug/L	ND	40	40	41.0	41.8	102	105	75-125	2	20	
Cobalt	ug/L	ND	40	40	38.2	39.8	94	98	75-125	4	20	
Selenium	ug/L	ND	40	40	39.7	37.8	99	94	75-125	5	20	
Thallium	ug/L	ND	40	40	40.8	42.4	102	106	75-125	4	20	

Results presented on this page are in the units indicated by the "Units" column except where an alternate unit is presented to the right of the result.

REPORT OF LABORATORY ANALYSIS

This report shall not be reproduced, except in full,
without the written consent of Pace Analytical Services, LLC.

Pace Analytical Services, LLC
7726 Moller Road
Indianapolis, IN 46268
(317)228-3100

QUALITY CONTROL DATA

Project: Harding St Profile 1 Report 1
Pace Project No.: 50316356

QC Batch: 676934
QC Batch Method: SM 2320B
Analysis Method: SM 2320B
Analysis Description: 2320B Alkalinity
Laboratory: Pace Analytical Services - Indianapolis
Associated Lab Samples: 50316356001

METHOD BLANK: 3116615 Matrix: Water
Associated Lab Samples: 50316356001

Parameter	Units	Blank Result	Reporting Limit	Analyzed	Qualifiers
Alkalinity, Total as CaCO3	mg/L	ND	2.0	05/19/22 11:13	
Alkalinity,Bicarbonate (CaCO3)	mg/L	ND	2.0	05/19/22 11:13	
Alkalinity,Carbonate (CaCO3)	mg/L	ND	2.0	05/19/22 11:13	

LABORATORY CONTROL SAMPLE: 3116616

Parameter	Units	Spike Conc.	LCS Result	LCS % Rec	% Rec Limits	Qualifiers
Alkalinity, Total as CaCO3	mg/L	50	48.8	98	90-110	

SAMPLE DUPLICATE: 3116617

Parameter	Units	50316481001 Result	Dup Result	RPD	Max RPD	Qualifiers
Alkalinity, Total as CaCO3	mg/L	150	149	1	20	
Alkalinity,Bicarbonate (CaCO3)	mg/L	150	149	1	20	
Alkalinity,Carbonate (CaCO3)	mg/L	ND	ND		20	

SAMPLE DUPLICATE: 3116618

Parameter	Units	50316334004 Result	Dup Result	RPD	Max RPD	Qualifiers
Alkalinity, Total as CaCO3	mg/L	432	435	1	20	
Alkalinity,Bicarbonate (CaCO3)	mg/L	432	435	1	20	
Alkalinity,Carbonate (CaCO3)	mg/L	ND	ND		20	

Results presented on this page are in the units indicated by the "Units" column except where an alternate unit is presented to the right of the result.

REPORT OF LABORATORY ANALYSIS

This report shall not be reproduced, except in full,
without the written consent of Pace Analytical Services, LLC.

Pace Analytical Services, LLC
7726 Moller Road
Indianapolis, IN 46268
(317)228-3100

QUALITY CONTROL DATA

Project: Harding St Profile 1 Report 1
Pace Project No.: 50316356

QC Batch: 677051
QC Batch Method: SM 2320B
Analysis Method: SM 2320B
Analysis Description: 2320B Alkalinity
Laboratory: Pace Analytical Services - Indianapolis
Associated Lab Samples: 50316356002, 50316356003

METHOD BLANK: 3117327 Matrix: Water
Associated Lab Samples: 50316356002, 50316356003

Parameter	Units	Blank Result	Reporting Limit	Analyzed	Qualifiers
Alkalinity, Total as CaCO3	mg/L	ND	2.0	05/19/22 16:29	
Alkalinity,Bicarbonate (CaCO3)	mg/L	ND	2.0	05/19/22 16:29	
Alkalinity,Carbonate (CaCO3)	mg/L	ND	2.0	05/19/22 16:29	

LABORATORY CONTROL SAMPLE: 3117328

Parameter	Units	Spike Conc.	LCS Result	LCS % Rec	% Rec Limits	Qualifiers
Alkalinity, Total as CaCO3	mg/L	50	51.7	103	90-110	

SAMPLE DUPLICATE: 3117329

Parameter	Units	50316356003 Result	Dup Result	RPD	Max RPD	Qualifiers
Alkalinity, Total as CaCO3	mg/L	309	320	4	20	
Alkalinity,Bicarbonate (CaCO3)	mg/L	309	320	4	20	
Alkalinity,Carbonate (CaCO3)	mg/L	ND	ND		20	

SAMPLE DUPLICATE: 3117330

Parameter	Units	50316481007 Result	Dup Result	RPD	Max RPD	Qualifiers
Alkalinity, Total as CaCO3	mg/L	188	194	3	20	
Alkalinity,Bicarbonate (CaCO3)	mg/L	188	194	3	20	
Alkalinity,Carbonate (CaCO3)	mg/L	ND	ND		20	

Results presented on this page are in the units indicated by the "Units" column except where an alternate unit is presented to the right of the result.

REPORT OF LABORATORY ANALYSIS

This report shall not be reproduced, except in full,
without the written consent of Pace Analytical Services, LLC.

Pace Analytical Services, LLC
7726 Moller Road
Indianapolis, IN 46268
(317)228-3100

QUALITY CONTROL DATA

Project: Harding St Profile 1 Report 1
Pace Project No.: 50316356

QC Batch: 676817
QC Batch Method: SM 2540C
Analysis Method: SM 2540C
Analysis Description: 2540C Total Dissolved Solids
Laboratory: Pace Analytical Services - Indianapolis
Associated Lab Samples: 50316356001, 50316356002

METHOD BLANK: 3116109 Matrix: Water
Associated Lab Samples: 50316356001, 50316356002

Parameter	Units	Blank Result	Reporting Limit	Analyzed	Qualifiers
Total Dissolved Solids	mg/L	ND	10.0	05/18/22 11:38	

LABORATORY CONTROL SAMPLE: 3116110

Parameter	Units	Spike Conc.	LCS Result	LCS % Rec	% Rec Limits	Qualifiers
Total Dissolved Solids	mg/L	300	293	98	80-120	

SAMPLE DUPLICATE: 3116111

Parameter	Units	50316329021 Result	Dup Result	RPD	Max RPD	Qualifiers
Total Dissolved Solids	mg/L	416	417	0	10	

SAMPLE DUPLICATE: 3116112

Parameter	Units	50316332004 Result	Dup Result	RPD	Max RPD	Qualifiers
Total Dissolved Solids	mg/L	1850	1830	1	10	

Results presented on this page are in the units indicated by the "Units" column except where an alternate unit is presented to the right of the result.

REPORT OF LABORATORY ANALYSIS

This report shall not be reproduced, except in full,
without the written consent of Pace Analytical Services, LLC.

Pace Analytical Services, LLC
7726 Moller Road
Indianapolis, IN 46268
(317)228-3100

QUALITY CONTROL DATA

Project: Harding St Profile 1 Report 1
Pace Project No.: 50316356

QC Batch: 676818
QC Batch Method: SM 2540C
Analysis Method: SM 2540C
Analysis Description: 2540C Total Dissolved Solids
Laboratory: Pace Analytical Services - Indianapolis
Associated Lab Samples: 50316356003

METHOD BLANK: 3116113 Matrix: Water
Associated Lab Samples: 50316356003

Parameter	Units	Blank Result	Reporting Limit	Analyzed	Qualifiers
Total Dissolved Solids	mg/L	ND	10.0	05/18/22 12:30	

LABORATORY CONTROL SAMPLE: 3116114

Parameter	Units	Spike Conc.	LCS Result	LCS % Rec	% Rec Limits	Qualifiers
Total Dissolved Solids	mg/L	300	297	99	80-120	

SAMPLE DUPLICATE: 3116115

Parameter	Units	50316356003 Result	Dup Result	RPD	Max RPD	Qualifiers
Total Dissolved Solids	mg/L	440	469	6	10	

SAMPLE DUPLICATE: 3116116

Parameter	Units	50316391001 Result	Dup Result	RPD	Max RPD	Qualifiers
Total Dissolved Solids	mg/L	2090	2020	4	10	

Results presented on this page are in the units indicated by the "Units" column except where an alternate unit is presented to the right of the result.

REPORT OF LABORATORY ANALYSIS

This report shall not be reproduced, except in full,
without the written consent of Pace Analytical Services, LLC.

Pace Analytical Services, LLC
7726 Moller Road
Indianapolis, IN 46268
(317)228-3100

QUALITY CONTROL DATA

Project: Harding St Profile 1 Report 1
Pace Project No.: 50316356

QC Batch: 677437
QC Batch Method: SM 4500-H+B
Analysis Method: SM 4500-H+B
Analysis Description: 4500H+B pH
Laboratory: Pace Analytical Services - Indianapolis
Associated Lab Samples: 50316356001, 50316356002, 50316356003

SAMPLE DUPLICATE: 3119326

Parameter	Units	50316352004 Result	Dup Result	RPD	Max RPD	Qualifiers
pH at 25 Degrees C	Std. Units	8.4	8.4	0	2	H3

SAMPLE DUPLICATE: 3119327

Parameter	Units	50315564008 Result	Dup Result	RPD	Max RPD	Qualifiers
pH at 25 Degrees C	Std. Units	7.1	7.1	0	2	H3

Results presented on this page are in the units indicated by the "Units" column except where an alternate unit is presented to the right of the result.

REPORT OF LABORATORY ANALYSIS

This report shall not be reproduced, except in full,
without the written consent of Pace Analytical Services, LLC.

Pace Analytical Services, LLC
7726 Moller Road
Indianapolis, IN 46268
(317)228-3100

QUALITY CONTROL DATA

Project: Harding St Profile 1 Report 1
Pace Project No.: 50316356

QC Batch: 676128
QC Batch Method: SM 4500-S2-D
Analysis Method: SM 4500-S2-D
Analysis Description: 4500S2D Sulfide Water
Laboratory: Pace Analytical Services - Indianapolis
Associated Lab Samples: 50316356001, 50316356002, 50316356003

METHOD BLANK: 3113215 Matrix: Water
Associated Lab Samples: 50316356001, 50316356002, 50316356003

Parameter	Units	Blank Result	Reporting Limit	Analyzed	Qualifiers
Sulfide	mg/L	ND	0.10	05/13/22 13:06	

LABORATORY CONTROL SAMPLE: 3113216

Parameter	Units	Spike Conc.	LCS Result	LCS % Rec	% Rec Limits	Qualifiers
Sulfide	mg/L	0.5	0.54	107	90-110	

MATRIX SPIKE & MATRIX SPIKE DUPLICATE: 3113217 3113218

Parameter	Units	50316227002 Result	MS Spike Conc.	MSD Spike Conc.	MS Result	MSD Result	MS % Rec	MSD % Rec	% Rec Limits	RPD	Max RPD	Qual
Sulfide	mg/L	ND	0.5	0.5	0.39	0.39	77	77	90-110	0	20	M3

MATRIX SPIKE SAMPLE: 3113219

Parameter	Units	50316356001 Result	Spike Conc.	MS Result	MS % Rec	% Rec Limits	Qualifiers
Sulfide	mg/L	ND	0.5	0.52	105	90-110	

Results presented on this page are in the units indicated by the "Units" column except where an alternate unit is presented to the right of the result.

REPORT OF LABORATORY ANALYSIS

This report shall not be reproduced, except in full,
without the written consent of Pace Analytical Services, LLC.

Pace Analytical Services, LLC
7726 Moller Road
Indianapolis, IN 46268
(317)228-3100

QUALITY CONTROL DATA

Project: Harding St Profile 1 Report 1
Pace Project No.: 50316356

QC Batch: 678187 | Analysis Method: HACH 8146
QC Batch Method: HACH 8146 | Analysis Description: Iron, Ferrous
Laboratory: Pace Analytical Services - Indianapolis
Associated Lab Samples: 50316356001, 50316356002, 50316356003

METHOD BLANK: 3122392 Matrix: Water
Associated Lab Samples: 50316356001, 50316356002, 50316356003

Parameter	Units	Blank Result	Reporting Limit	Analyzed	Qualifiers
Iron, Ferrous	mg/L	ND	0.20	05/24/22 21:40	H3,N2

LABORATORY CONTROL SAMPLE: 3122393

Parameter	Units	Spike Conc.	LCS Result	LCS % Rec	% Rec Limits	Qualifiers
Iron, Ferrous	mg/L	1	0.99	99	90-110	H3,N2

MATRIX SPIKE & MATRIX SPIKE DUPLICATE: 3122394 3122395

Parameter	Units	50316356002 Result	MS Spike Conc.	MSD Spike Conc.	MS Result	MSD Result	MS % Rec	MSD % Rec	% Rec Limits	RPD	Max RPD	Qual
Iron, Ferrous	mg/L	ND	1	1	1.0	1.0	102	102	90-110	1	20	H3,N2

MATRIX SPIKE SAMPLE: 3122396

Parameter	Units	50316334005 Result	Spike Conc.	MS Result	MS % Rec	% Rec Limits	Qualifiers
Iron, Ferrous	mg/L	ND	1	0.98	98	90-110	H3,N2

Results presented on this page are in the units indicated by the "Units" column except where an alternate unit is presented to the right of the result.

REPORT OF LABORATORY ANALYSIS

This report shall not be reproduced, except in full,
without the written consent of Pace Analytical Services, LLC.

Pace Analytical Services, LLC
7726 Moller Road
Indianapolis, IN 46268
(317)228-3100

QUALITY CONTROL DATA

Project: Harding St Profile 1 Report 1
Pace Project No.: 50316356

QC Batch: 675982
QC Batch Method: EPA 353.2
Analysis Method: EPA 353.2
Analysis Description: 353.2 Nitrate + Nitrite, Unpres.
Laboratory: Pace Analytical Services - Indianapolis
Associated Lab Samples: 50316356001, 50316356002, 50316356003

METHOD BLANK: 3112539 Matrix: Water
Associated Lab Samples: 50316356001, 50316356002, 50316356003

Parameter	Units	Blank Result	Reporting Limit	Analyzed	Qualifiers
Nitrogen, Nitrate	mg/L	ND	0.10	05/12/22 17:14	
Nitrogen, Nitrite	mg/L	ND	0.10	05/12/22 17:14	

LABORATORY CONTROL SAMPLE: 3112540

Parameter	Units	Spike Conc.	LCS Result	LCS % Rec	% Rec Limits	Qualifiers
Nitrogen, Nitrate	mg/L	1	0.98	98	90-110	
Nitrogen, Nitrite	mg/L	1	0.97	97	90-110	

MATRIX SPIKE & MATRIX SPIKE DUPLICATE: 3112541 3112542

Parameter	Units	50316334001 Result	MS Spike Conc.	MSD Spike Conc.	MS Result	MSD Result	MS % Rec	MSD % Rec	% Rec Limits	RPD	Max RPD	Qual
Nitrogen, Nitrate	mg/L	2.0	1	1	3.0	3.0	98	98	90-110	0	20	
Nitrogen, Nitrite	mg/L	ND	1	1	0.95	0.94	95	94	90-110	1	20	

MATRIX SPIKE SAMPLE: 3112543

Parameter	Units	50316328002 Result	Spike Conc.	MS Result	MS % Rec	% Rec Limits	Qualifiers
Nitrogen, Nitrate	mg/L	ND	1	1.0	99	90-110	
Nitrogen, Nitrite	mg/L	ND	1	0.98	98	90-110	

Results presented on this page are in the units indicated by the "Units" column except where an alternate unit is presented to the right of the result.

REPORT OF LABORATORY ANALYSIS

This report shall not be reproduced, except in full,
without the written consent of Pace Analytical Services, LLC.

Pace Analytical Services, LLC
7726 Moller Road
Indianapolis, IN 46268
(317)228-3100

QUALITY CONTROL DATA

Project: Harding St Profile 1 Report 1
Pace Project No.: 50316356

QC Batch: 676062
QC Batch Method: EPA 365.1
Analysis Method: EPA 365.1
Analysis Description: 365.1 Total Phosphorus
Laboratory: Pace Analytical Services - Indianapolis
Associated Lab Samples: 50316356001, 50316356002

METHOD BLANK: 3112890 Matrix: Water
Associated Lab Samples: 50316356001, 50316356002

Parameter	Units	Blank Result	Reporting Limit	Analyzed	Qualifiers
Phosphate as P04	mg/L	ND	0.15	05/15/22 18:41	

LABORATORY CONTROL SAMPLE: 3112891

Parameter	Units	Spike Conc.	LCS Result	LCS % Rec	% Rec Limits	Qualifiers
Phosphate as P04	mg/L		1.5			

MATRIX SPIKE & MATRIX SPIKE DUPLICATE: 3112892 3112893

Parameter	Units	50316328001 Result	MS Spike Conc.	MSD Spike Conc.	MS Result	MSD Result	MS % Rec	MSD % Rec	% Rec Limits	RPD	Max RPD	Qual
Phosphate as P04	mg/L	ND			1.5	1.5				1		

Results presented on this page are in the units indicated by the "Units" column except where an alternate unit is presented to the right of the result.

REPORT OF LABORATORY ANALYSIS

This report shall not be reproduced, except in full,
without the written consent of Pace Analytical Services, LLC.

Pace Analytical Services, LLC
7726 Moller Road
Indianapolis, IN 46268
(317)228-3100

QUALITY CONTROL DATA

Project: Harding St Profile 1 Report 1
Pace Project No.: 50316356

QC Batch: 676233
QC Batch Method: EPA 365.1
Analysis Method: EPA 365.1
Analysis Description: 365.1 Total Phosphorus
Laboratory: Pace Analytical Services - Indianapolis
Associated Lab Samples: 50316356003

METHOD BLANK: 3113987 Matrix: Water
Associated Lab Samples: 50316356003

Parameter	Units	Blank Result	Reporting Limit	Analyzed	Qualifiers
Phosphate as P04	mg/L	ND	0.15	05/15/22 19:46	

LABORATORY CONTROL SAMPLE: 3113988

Parameter	Units	Spike Conc.	LCS Result	LCS % Rec	% Rec Limits	Qualifiers
Phosphate as P04	mg/L		1.4			

MATRIX SPIKE & MATRIX SPIKE DUPLICATE: 3113989 3113990

Parameter	Units	50316276001 Result	MS Spike Conc.	MSD Spike Conc.	MS Result	MSD Result	MS % Rec	MSD % Rec	% Rec Limits	RPD	Max RPD	Qual
Phosphate as P04	mg/L	14.7			85.1	88.5				4		

MATRIX SPIKE SAMPLE: 3113991

Parameter	Units	50316368003 Result	Spike Conc.	MS Result	MS % Rec	% Rec Limits	Qualifiers
Phosphate as P04	mg/L	0.39		1.9			

Results presented on this page are in the units indicated by the "Units" column except where an alternate unit is presented to the right of the result.

REPORT OF LABORATORY ANALYSIS

This report shall not be reproduced, except in full,
without the written consent of Pace Analytical Services, LLC.

Pace Analytical Services, LLC
7726 Moller Road
Indianapolis, IN 46268
(317)228-3100

QUALITY CONTROL DATA

Project: Harding St Profile 1 Report 1
Pace Project No.: 50316356

QC Batch: 677569 | Analysis Method: SM 5310C
QC Batch Method: SM 5310C | Analysis Description: 5310C Total Organic Carbon
Laboratory: Pace Analytical Services - Indianapolis
Associated Lab Samples: 50316356001, 50316356002, 50316356003

METHOD BLANK: 3120284 Matrix: Water
Associated Lab Samples: 50316356001, 50316356002, 50316356003

Parameter	Units	Blank Result	Reporting Limit	Analyzed	Qualifiers
Total Organic Carbon	mg/L	ND	1.0	05/22/22 04:32	

LABORATORY CONTROL SAMPLE: 3120285

Parameter	Units	Spike Conc.	LCS Result	LCS % Rec	% Rec Limits	Qualifiers
Total Organic Carbon	mg/L	10	10	100	90-110	

MATRIX SPIKE & MATRIX SPIKE DUPLICATE: 3120286 3120287

Parameter	Units	50316376011 Result	MS Spike Conc.	MSD Spike Conc.	MS Result	MSD Result	MS % Rec	MSD % Rec	% Rec Limits	RPD	Max RPD	Qual
Total Organic Carbon	mg/L	3.5	10	10	13.8	13.8	103	104	80-120	1	20	

MATRIX SPIKE SAMPLE: 3120288

Parameter	Units	50316387001 Result	Spike Conc.	MS Result	MS % Rec	% Rec Limits	Qualifiers
Total Organic Carbon	mg/L	9390 ug/L	10	19.1	97	80-120	

Results presented on this page are in the units indicated by the "Units" column except where an alternate unit is presented to the right of the result.

REPORT OF LABORATORY ANALYSIS

This report shall not be reproduced, except in full,
without the written consent of Pace Analytical Services, LLC.

Pace Analytical Services, LLC
7726 Moller Road
Indianapolis, IN 46268
(317)228-3100

QUALITY CONTROL DATA

Project: Harding St Profile 1 Report 1
Pace Project No.: 50316356

QC Batch: 677652 | Analysis Method: SM 5310C
QC Batch Method: SM 5310C | Analysis Description: 5310C Dissolved Organic Carbon
Laboratory: Pace Analytical Services - Indianapolis
Associated Lab Samples: 50316356001, 50316356002, 50316356003

METHOD BLANK: 3120510 Matrix: Water
Associated Lab Samples: 50316356001, 50316356002, 50316356003

Parameter	Units	Blank Result	Reporting Limit	Analyzed	Qualifiers
Dissolved Organic Carbon	mg/L	ND	1.0	05/23/22 03:53	

LABORATORY CONTROL SAMPLE: 3120511

Parameter	Units	Spike Conc.	LCS Result	LCS % Rec	% Rec Limits	Qualifiers
Dissolved Organic Carbon	mg/L	10	10.2	102	90-110	

MATRIX SPIKE & MATRIX SPIKE DUPLICATE: 3120512 3120513

Parameter	Units	50316227002 Result	MS Spike Conc.	MSD Spike Conc.	MS Result	MSD Result	MS % Rec	MSD % Rec	% Rec Limits	RPD	Max RPD	Qual
Dissolved Organic Carbon	mg/L	7.6	10	10	18.3	17.8	107	102	80-120	2	20	

MATRIX SPIKE SAMPLE: 3120514

Parameter	Units	50316328001 Result	Spike Conc.	MS Result	MS % Rec	% Rec Limits	Qualifiers
Dissolved Organic Carbon	mg/L	ND	10	11.7	108	80-120	

Results presented on this page are in the units indicated by the "Units" column except where an alternate unit is presented to the right of the result.

REPORT OF LABORATORY ANALYSIS

This report shall not be reproduced, except in full,
without the written consent of Pace Analytical Services, LLC.

Pace Analytical Services, LLC
7726 Moller Road
Indianapolis, IN 46268
(317)228-3100

ANALYTICAL RESULTS - RADIOCHEMISTRY

Project: Harding St Profile 1 Report 1
Pace Project No.: 50316356

Sample: MW-15D **Lab ID: 50316356001** Collected: 05/11/22 13:30 Received: 05/12/22 13:45 Matrix: Water
PWS: Site ID: Sample Type:

Comments: • Upon receipt at the laboratory, 2.5 mls of nitric acid were added to the sample to meet the sample preservation requirement of pH <2 for radiochemistry analysis. The samples were not preserved <2 within the required 5 days of collection.

Parameters	Method	Act ± Unc (MDC) Carr Trac	Units	Analyzed	CAS No.	Qual
		Pace Analytical Services - Greensburg				
Radium-226	EPA 903.1	**0.134 ± 0.651 (1.12) C:NA T:84%**	pCi/L	06/21/22 11:56	13982-63-3	
		Pace Analytical Services - Greensburg				
Radium-228	EPA 904.0	**0.631 ± 0.506 (1.01) C:69% T:86%**	pCi/L	06/14/22 18:01	15262-20-1	
		Pace Analytical Services - Greensburg				
Total Radium	Total Radium Calculation	**0.765 ± 1.16 (2.13)**	pCi/L	06/21/22 18:15	7440-14-4	

REPORT OF LABORATORY ANALYSIS

This report shall not be reproduced, except in full,
without the written consent of Pace Analytical Services, LLC.

Pace Analytical Services, LLC
7726 Moller Road
Indianapolis, IN 46268
(317)228-3100

ANALYTICAL RESULTS - RADIOCHEMISTRY

Project: Harding St Profile 1 Report 1
Pace Project No.: 50316356

Sample: MW-14D **Lab ID: 50316356002** Collected: 05/11/22 10:40 Received: 05/12/22 13:45 Matrix: Water
PWS: Site ID: Sample Type:

Parameters	Method	Act ± Unc (MDC) Carr Trac	Units	Analyzed	CAS No.	Qual
	Pace Analytical Services - Greensburg					
Radium-226	EPA 903.1	**-0.0383 ± 0.338 (0.736) C:NA T:95%**	pCi/L	06/21/22 11:56	13982-63-3	
	Pace Analytical Services - Greensburg					
Radium-228	EPA 904.0	**1.03 ± 0.527 (0.925) C:66% T:93%**	pCi/L	06/14/22 17:51	15262-20-1	
	Pace Analytical Services - Greensburg					
Total Radium	Total Radium Calculation	**1.03 ± 0.865 (1.66)**	pCi/L	06/21/22 18:15	7440-14-4	

REPORT OF LABORATORY ANALYSIS

This report shall not be reproduced, except in full,
without the written consent of Pace Analytical Services, LLC.

Pace Analytical Services, LLC
7726 Moller Road
Indianapolis, IN 46268
(317)228-3100

ANALYTICAL RESULTS - RADIOCHEMISTRY

Project: Harding St Profile 1 Report 1
Pace Project No.: 50316356

Sample: MW-11S **Lab ID: 50316356003** Collected: 05/11/22 11:20 Received: 05/12/22 13:45 Matrix: Water
PWS: Site ID: Sample Type:

Parameters	Method	Act ± Unc (MDC) Carr Trac	Units	Analyzed	CAS No.	Qual
	Pace Analytical Services - Greensburg					
Radium-226	EPA 903.1	**0.218 ± 0.574 (1.03) C:NA T:91%**	pCi/L	06/21/22 11:56	13982-63-3	
	Pace Analytical Services - Greensburg					
Radium-228	EPA 904.0	**0.529 ± 0.410 (0.801) C:71% T:88%**	pCi/L	06/14/22 17:51	15262-20-1	
	Pace Analytical Services - Greensburg					
Total Radium	Total Radium Calculation	**0.747 ± 0.984 (1.83)**	pCi/L	06/21/22 18:15	7440-14-4	

This report shall not be reproduced, except in full,
without the written consent of Pace Analytical Services, LLC.

Pace Analytical Services, LLC
7726 Moller Road
Indianapolis, IN 46268
(317)228-3100

QUALITY CONTROL - RADIOCHEMISTRY

Project: Harding St Profile 1 Report 1
Pace Project No.: 50316356

QC Batch: 507538
QC Batch Method: EPA 903.1
Analysis Method: EPA 903.1
Analysis Description: 903.1 Radium-226
Laboratory: Pace Analytical Services - Greensburg
Associated Lab Samples: 50316356001, 50316356002, 50316356003

METHOD BLANK: 2459214
Matrix: Water
Associated Lab Samples: 50316356001, 50316356002, 50316356003

Parameter	Act ± Unc (MDC) Carr Trac	Units	Analyzed	Qualifiers
Radium-226	-0.0820 ± 0.253 (0.591) C:NA T:99%	pCi/L	06/21/22 11:30	

Results presented on this page are in the units indicated by the "Units" column except where an alternate unit is presented to the right of the result.

REPORT OF LABORATORY ANALYSIS

This report shall not be reproduced, except in full,
without the written consent of Pace Analytical Services, LLC.

Pace Analytical Services, LLC
7726 Moller Road
Indianapolis, IN 46268
(317)228-3100

QUALITY CONTROL - RADIOCHEMISTRY

Project: Harding St Profile 1 Report 1
Pace Project No.: 50316356

QC Batch: 507539
QC Batch Method: EPA 904.0
Analysis Method: EPA 904.0
Analysis Description: 904.0 Radium 228
Laboratory: Pace Analytical Services - Greensburg
Associated Lab Samples: 50316356001, 50316356002, 50316356003

METHOD BLANK: 2459215
Matrix: Water
Associated Lab Samples: 50316356001, 50316356002, 50316356003

Parameter	Act ± Unc (MDC) Carr Trac	Units	Analyzed	Qualifiers
Radium-228	0.312 ± 0.358 (0.753) C:73% T:97%	pCi/L	06/14/22 13:26	

Results presented on this page are in the units indicated by the "Units" column except where an alternate unit is presented to the right of the result.

REPORT OF LABORATORY ANALYSIS

This report shall not be reproduced, except in full,
without the written consent of Pace Analytical Services, LLC.

Pace Analytical Services, LLC
7726 Moller Road
Indianapolis, IN 46268
(317)228-3100

QUALIFIERS

Project: Harding St Profile 1 Report 1
Pace Project No.: 50316356

DEFINITIONS

DF - Dilution Factor, if reported, represents the factor applied to the reported data due to dilution of the sample aliquot.

ND - Not Detected at or above adjusted reporting limit.

TNTC - Too Numerous To Count

J - Estimated concentration above the adjusted method detection limit and below the adjusted reporting limit.

MDL - Adjusted Method Detection Limit.

PQL - Practical Quantitation Limit.

RL - Reporting Limit - The lowest concentration value that meets project requirements for quantitative data with known precision and bias for a specific analyte in a specific matrix.

S - Surrogate

1,2-Diphenylhydrazine decomposes to and cannot be separated from Azobenzene using Method 8270. The result for each analyte is a combined concentration.

Consistent with EPA guidelines, unrounded data are displayed and have been used to calculate % recovery and RPD values.

LCS(D) - Laboratory Control Sample (Duplicate)

MS(D) - Matrix Spike (Duplicate)

DUP - Sample Duplicate

RPD - Relative Percent Difference

NC - Not Calculable.

SG - Silica Gel - Clean-Up

U - Indicates the compound was analyzed for, but not detected.

N-Nitrosodiphenylamine decomposes and cannot be separated from Diphenylamine using Method 8270. The result reported for each analyte is a combined concentration.

Reported results are not rounded until the final step prior to reporting. Therefore, calculated parameters that are typically reported as "Total" may vary slightly from the sum of the reported component parameters.

Act - Activity

Unc - Uncertainty: SDWA = 1.96 sigma count uncertainty, all other matrices = Expanded Uncertainty (95% confidence interval). Gamma Spec = Expanded Uncertainty (95.4% Confidence Interval)

(MDC) - Minimum Detectable Concentration

Trac - Tracer Recovery (%)

Carr - Carrier Recovery (%)

Pace Analytical is TNI accredited. Contact your Pace PM for the current list of accredited analytes.

TNI - The NELAC Institute.

ANALYTE QUALIFIERS

H3	Sample was received or analysis requested beyond the recognized method holding time.
M3	Matrix spike recovery was outside laboratory control limits due to matrix interferences.
N2	The lab does not hold NELAC/TNI accreditation for this parameter but other accreditations/certifications may apply. A complete list of accreditations/certifications is available upon request.

This report shall not be reproduced, except in full,
without the written consent of Pace Analytical Services, LLC.

Pace Analytical Services, LLC
7726 Moller Road
Indianapolis, IN 46268
(317)228-3100

QUALITY CONTROL DATA CROSS REFERENCE TABLE

Project: Harding St Profile 1 Report 1
Pace Project No.: 50316356

Lab ID	Sample ID	QC Batch Method	QC Batch	Analytical Method	Analytical Batch
50316356001	MW-15D	EPA 9056	677934		
50316356002	MW-14D	EPA 9056	677934		
50316356003	MW-11S	EPA 9056	677934		
50316356001	MW-15D	EPA 3010	677577	EPA 6010	678211
50316356002	MW-14D	EPA 3010	677577	EPA 6010	678211
50316356003	MW-11S	EPA 3010	677577	EPA 6010	678211
50316356001	MW-15D	EPA 3010	677435	EPA 6010	677903
50316356002	MW-14D	EPA 3010	677435	EPA 6010	677903
50316356003	MW-11S	EPA 3010	677435	EPA 6010	677903
50316356001	MW-15D	EPA 200.2	676599	EPA 6020	676771
50316356002	MW-14D	EPA 200.2	676599	EPA 6020	676771
50316356003	MW-11S	EPA 200.2	676599	EPA 6020	676771
50316356001	MW-15D	EPA 7470	677003	EPA 7470	677235
50316356002	MW-14D	EPA 7470	677003	EPA 7470	677235
50316356003	MW-11S	EPA 7470	677003	EPA 7470	677235
50316356001	MW-15D	EPA 903.1	507538		
50316356002	MW-14D	EPA 903.1	507538		
50316356003	MW-11S	EPA 903.1	507538		
50316356001	MW-15D	EPA 904.0	507539		
50316356002	MW-14D	EPA 904.0	507539		
50316356003	MW-11S	EPA 904.0	507539		
50316356001	MW-15D	Total Radium Calculation	513453		
50316356002	MW-14D	Total Radium Calculation	513453		
50316356003	MW-11S	Total Radium Calculation	513453		
50316356001	MW-15D	SM 2320B	676934		
50316356002	MW-14D	SM 2320B	677051		
50316356003	MW-11S	SM 2320B	677051		
50316356001	MW-15D	SM 2540C	676817		
50316356002	MW-14D	SM 2540C	676817		
50316356003	MW-11S	SM 2540C	676818		
50316356001	MW-15D	SM 4500-H+B	677437		
50316356002	MW-14D	SM 4500-H+B	677437		
50316356003	MW-11S	SM 4500-H+B	677437		
50316356001	MW-15D	SM 4500-S2-D	676128		
50316356002	MW-14D	SM 4500-S2-D	676128		
50316356003	MW-11S	SM 4500-S2-D	676128		
50316356001	MW-15D	HACH 8146	678187		
50316356002	MW-14D	HACH 8146	678187		
50316356003	MW-11S	HACH 8146	678187		
50316356001	MW-15D	EPA 353.2	675982		
50316356002	MW-14D	EPA 353.2	675982		

This report shall not be reproduced, except in full,
without the written consent of Pace Analytical Services, LLC.

Pace Analytical Services, LLC
7726 Moller Road
Indianapolis, IN 46268
(317)228-3100

QUALITY CONTROL DATA CROSS REFERENCE TABLE

Project: Harding St Profile 1 Report 1
Pace Project No.: 50316356

Lab ID	Sample ID	QC Batch Method	QC Batch	Analytical Method	Analytical Batch
50316356003	**MW-11S**	EPA 353.2	675982		
50316356001	**MW-15D**	EPA 365.1	676062	EPA 365.1	676410
50316356002	**MW-14D**	EPA 365.1	676062	EPA 365.1	676410
50316356003	**MW-11S**	EPA 365.1	676233	EPA 365.1	676451
50316356001	**MW-15D**	SM 5310C	677569		
50316356002	**MW-14D**	SM 5310C	677569		
50316356003	**MW-11S**	SM 5310C	677569		
50316356001	**MW-15D**	SM 5310C	677652		
50316356002	**MW-14D**	SM 5310C	677652		
50316356003	**MW-11S**	SM 5310C	677652		

This report shall not be reproduced, except in full,
without the written consent of Pace Analytical Services, LLC.

WO# : 50316356

50316356

Pace Analytical
WWW.PACELABS.COM

CHAIN-OF-CUSTODY / Analytical Re

The Chain-of-Custody is a LEGAL DOCUMENT. All relev

Section A	Section B	Section C
Required Client Information:	Required Project Information:	Invoice Information:
Company: Atlas Indianapolis	Report To: Mark Breting	Attention: Accounts Payable - Paula Sedam
Address: 7988 Centerpoint Drive Suite 100	Copy To:	Company Name: Atlas Indianapolis
Indianapolis, IN 46256		Address:
Email: mark.breting@oneatlas.com	Purchase Order #:	Pace Quote:
Phone: (317)579-4082 Fax:	Project Name: Harding St Profile 1 Report 1	Pace Project Manager: Hayden Putt
Requested Due Date:	Project #:	Pace Profile #: 10498/15

Regulatory Agency

State / Location: IN

Requested Analysis Filtered (Y/N)

ITEM #	SAMPLE ID (One Character per box. (A-Z, 0-9 / , -) Sample Ids must be unique)	MATRIX CODE (see valid codes to left)	SAMPLE TYPE (G=GRAB C=COMP)	COLLECTED START DATE	COLLECTED START TIME	COLLECTED END DATE	COLLECTED END TIME	SAMPLE TEMP AT COLLECTION	# OF CONTAINERS	Preservatives: Unpreserved	H2SO4	HNO3	HCl	NaOH + ZnAcetate	Na2S2O3	Methanol	Other	Analysis Test Y/N	TDS/ NO3,NO2-Wet	(Cl, F, SO4) by IC	Metals, Total*	Metals Diss. Field Filtered**	Rad-228	Rad-226	Alkalinity, Ferrous Iron, pH	TOC by 5310C	DOC by 5310C	Sulfide	Phosphate		Residual Chlorine (Y/N)	
	Matrix Codes: Drinking Water DW, Water WT, Waste Water WW, Product P, Soil/Solid SL, Oil OL, Wipe WP, Air AR, Other OT, Tissue TS																		Y						Y						
13	MW-9S	WT							11	3	3	4		1					X	X	X	X	X	X	X	X	X	X			
14	MW-9I	WT							11	3	3	4		1					X	X	X	X	X	X	X	X	X	X			
15	MW-9D	WT							11	3	3	4		1					X	X	X	X	X	X	X	X	X	X			
16	MW-10S	WT							11	3	3	4		1					X	X	X	X	X	X	X	X	X	X			
17	MW-10D	WT							11	3	3	4		1					X	X	X	X	X	X	X	X	X	X			
18	MW-11D	WT							11	3	3	4		1					X	X	X	X	X	X	X	X	X	X			
19	MW-12S	WT							11	3	3	4		1					X	X	X	X	X	X	X	X	X	X			
20	MW-11S	WT	G			5/11/22	1120		11	3	3	4		1					X	X	X	X	X	X	X	X	X	X			
21	MW-12D	WT							11	3	3	4		1					X	X	X	X	X	X	X	X	X	X			
22	MW-13S	WT							11	3	3	4		1					X	X	X	X	X	X	X	X	X	X			
23	MW-13D	WT							11	3	3	4		1					X	X	X	X	X	X	X	X	X	X			
24	MW-14D	WT	G			5/11/22	1040		11	3	3	4		1					X	X	X	X	X	X	X	X	X	X			

ADDITIONAL COMMENTS	RELINQUISHED BY / AFFILIATION	DATE	TIME	ACCEPTED BY / AFFILIATION	DATE	TIME	SAMPLE CONDITIONS
* Metals: 6010 (Al, Ba, B, Cd, Cr, Fe, Pb, Mn, Mo, Ca, Mg, Na, K, Li, SiO2)	Mark Breting / Atlas				5/12/22	13:45	
6020 (Be, Co, As, Se, Sb, Tl) 7470 Hg							
** Dissolved FF 6010 (Mo, Mn)							
Alkalinity = (Total , Bicarb & Carb)							

SAMPLER NAME AND SIGNATURE

PRINT Name of SAMPLER: Kendra Reininga

SIGNATURE of SAMPLER: Mark Breting for Kendra Reininga

DATE Signed: 5/13/22

TEMP In C	Received on Ice (Y/N)	Custody Sealed Cooler (Y/N)	Samples Intact (Y/N)

Pace Analytical
www.pacelabs.com

CHAIN-OF-CUSTODY / Analytical Request Document

The Chain-of-Custody is a LEGAL DOCUMENT. All relevant fields must be completed accurately.

Page : 3 Of 3

Section A Required Client Information:		Section B Required Project Information:		Section C Invoice Information:	
Company:	Atlas Indianapolis	Report To:	Mark Breting	Attention:	Accounts Payable - Paula Sedam
Address:	7988 Centerpoint Drive Suite 100	Copy To:		Company Name:	Atlas Indianapolis
	Indianapolis, IN 46256			Address:	
Email:	mark.breting@oneatlas.com	Purchase Order #:		Pace Quote:	
Phone:	(317)579-4082 Fax:	Project Name:	Harding St Profile 1 Report 1	Pace Project Manager:	Hayden Putt
Requested Due Date:		Project #:		Pace Profile #:	10498/15

Regulatory Agency:

State / Location: IN

ITEM #	SAMPLE ID (One Character per box. (A-Z, 0-9 / , -) Sample Ids must be unique)	MATRIX CODE (see valid codes to left)	SAMPLE TYPE (G=GRAB C=COMP)	COLLECTED START DATE	COLLECTED START TIME	COLLECTED END DATE	COLLECTED END TIME	SAMPLE TEMP AT COLLECTION	# OF CONTAINERS	Preservatives: Unpreserved	H2SO4	HNO3	HCl	NaOH + ZnAcetate	Na2S2O3	Methanol	Other	Y/N	Analyses Test: TDS/ NO3,NO2-Wet	(Cl, F, SO4 by IC	Metals, Total*	Metals Diss. Field Filtered**	Rad-228	Rad-226	Alkalinity, Ferrous Iron, pH	TOC by 5310C	DOC by 5310C	Sulfide	Phosphate	Residual Chlorine (Y/N)
	Requested Analysis Filtered (Y/N)																					Y					Y			
25	MW-15S	WT							11	3	3	4		1					X	X	X	X	X	X	X	X	X	X		
26	MW-15I	WT							11	3	3	4		1					X	X	X	X	X	X	X	X	X	X		
27	MW-15D	WT	G			5/11/22	1330		11	3	3	4		1					X	X	X	X	X	X	X	X	X	X		
28	DUP 1	WT							11	3	3	4		1					X	X	X	X	X	X	X	X	X	X		
29	DUP 2	WT							11	3	3	4		1					X	X	X	X	X	X	X	X	X	X		
30	Field Blank 1	WT							9	3	2	3		1					X	X	X		X	X	X	X		X	X	
31																														
32																														
33																														
34																														
35																														
36																														

MATRIX CODE: Drinking Water DW; Water WT; Waste Water WW; Product P; Soil/Solid SL; Oil OL; Wipe WP; Air AR; Other OT; Tissue TS

ADDITIONAL COMMENTS	RELINQUISHED BY / AFFILIATION	DATE	TIME	ACCEPTED BY / AFFILIATION	DATE	TIME	SAMPLE CONDITIONS
* Metals: 6010 (Al, Ba, B, Cd, Cr, Fe, Pb, Mn, Mo, Ca, Mg, Na, K, Li, SiO2)	Mark Breting / Atlas			Alan Boyle	5/04/22	13:45	
6020 (Be, Co, As, Se, Sb, Tl) 7470 Hg							
** Dissolved FF 6010 (Mo, Mn)							
Alkalinity = (Total , Bicarb & Carb)							

SAMPLER NAME AND SIGNATURE

PRINT Name of SAMPLER: Kendra Reininga

SIGNATURE of SAMPLER: Mark Breting / for Kendra Reininga

DATE Signed: 5/13/22

TEMP in C	Received on Ice (Y/N)	Custody Sealed Cooler (Y/N)	Samples Intact (Y/N)

F-IN-Q-290-rev.22, 22Apr2022

SAMPLE CONDITION UPON RECEIPT FORM

Date/Time and Initials of person examining contents: DMP 5/12/22 15:02

1. **Courier:** ☐ FED EX ☐ UPS ☐ CLIENT ☑ PACE ☐ USPS ☐ OTHER _____

2. **Custody Seal on Cooler/Box Present:** ☐ Yes ☑ No

(If yes)Seals Intact: ☐ Yes ☐ No **(leave blank if no seals were present)**

3. **Thermometer:** 1 2 3 4 5 6 A B C D E F

4. **Cooler Temperature(s):** (Initial/Corrected) RECORD TEMPS OF ALL COOLERS RECEIVED (use Comments below to add more)

3.2/3.2	2.2/2.2		

5. **Packing Material:** ☐ Bubble Wrap ☑ Bubble Bags ☐ None ☑ Other Plastic Bags

DMP 5/12/22

6. **Ice Type:** ☑ Wet ☐ Blue ☐ None

7. **If temp. is over 6°C or under 0°C, was the PM notified?:** ☐ Yes ☐ No

Cooler temp should be above freezing to 6°C

All discrepancies will be written out in the comments section below.

	Yes	No
USDA Regulated Soils? (HI, ID, NY, WA, OR,CA, NM, TX, OK, AR, LA, TN, AL, MS, NC, SC, GA, FL, or Puerto Rico)		
Short Hold Time Analysis (48 hours or less)? Analysis:		
Time 5035A TC placed in Freezer or Short Holds To Lab	Time:	
Rush TAT Requested (4 days or less):		
Custody Signatures Present?		
Containers Intact?:		
Sample Label (IDs/Dates/Times) Match COC?: Except TCs, which only require sample ID		
Extra labels on Terracore Vials? (soils only)		

	Yes	No	N/A
All containers needing acid/base preservation have been pH CHECKED?: **Exceptions: VOA, coliform, LLHg, O&G, RAD CHEM, and any container with a septum cap or preserved with HCl.** Circle: **HNO3 (<2) H2SO4 (<2) NaOH (>10) NaOH/ZnAc (>9)** Any non-conformance to pH recommendations will be noted on the container count form	✓		
	Present	Absent	N/A
Residual Chlorine Check (SVOC 625 Pest/PCB 608)			
Residual Chlorine Check (Total/Amenable/Free Cyanide)			
Headspace Wisconsin Sulfide?			
	Present	Absent	No VOA Vials Sent
Headspace in VOA Vials (>6mm): See Containter Count form for details			
Trip Blank Present?			
Trip Blank Custody Seals?:			

COMMENTS: MW-15D rcvd, not on COC or COC not rcvd. MW14D + MW15 rcvd without a COC. Samples were received by Pace 5/12/22 1345.

COC PAGE __/__ of __/__

Sample Container Count

SBS
DI
MeOH (only)
BK
Kit

** Place a RED dot on containers that are out of conformance **

COC Line Item	WGFU	R	DG9H VG9H	VOA VIAL HS (>6mm)	VG9U	DG9U	VG9T	AG0U	AG1H	AG1U	AG2U	AG3S	AG3SF	AG3C	BP1U	BP1N	BP2U	BP3U	BP3N	BP3F	BP3S	BP3B	BP3Z	CG3H	Syringe Kit			Matrix	HNO3/ H2SO4 pH <2	NaOH/ ZNAc pH >9	NaOH pH>10
1							MW-15D		S/11 1330			1	1			2	1	2	1	1	1		1					WT	✓		✓
2							MW-14D		S/11,22, 1040			↓	↓			↓	↓	↓	↓	↓	↓		↓					↓	↓		↓
3							MW-11S		S-11, 1120			↓	↓			↓	↓	↓	↓	↓	↓		↓					↓	↓		↓
4																															
5																															
6																															
7																															
8																															
9																															
10																															
11																															
12																															

Container Codes

Glass

DG9H	40mL HCl amber voa vial	BG1T	1L Na Thiosulfate clear glass	BP1B	1L NaOH plastic
DG9P	40mL TSP amber vial	BG1U	1L unpreserved glass	BP1N	1L HNO3 plastic
DG9S	40mL H2SO4 amber vial	BG3H	250mL HCl Clear Glass	BP1S	1L H2SO4 plastic
DG9T	40mL Na Thio amber vial	BG3U	250mL Unpres Clear Glass	BP1U	1L unpreserved plastic
DG9U	40mL unpreserved amber vial	AG0U	100mL unpres amber glass	BP1Z	1L NaOH, Zn, Ac
VG9H	40mL HCl clear vial	AG1H	1L HCl amber glass	BP2N	500mL HNO3 plastic
VG9T	40mL Na Thio. clear vial	AG1S	1L H2SO4 amber glass	BP2C	500mL NaOH plastic
VG9U	40mL unpreserved clear vial	AG1T	1L Na Thiosulfate amber glass	BP2S	500mL H2SO4 plastic
I	40mL w/hexane wipe vial	AG1U	1liter unpres amber glass	BP2U	500mL unpreserved plastic
WGKU	8oz unpreserved clear jar	AG2N	500mL HNO3 amber glass	BP2Z	500mL NaOH, Zn Ac
WGFU	4oz clear soil jar	AG2S	500mL H2SO4 amber glass	BP3B	250mL NaOH plastic
JGFU	4oz unpreserved amber wide	AG2U	500mL unpres amber glass	BP3N	250mL HNO3 plastic
CG3H	250mL clear glass HCl	AG3S	250mL H2SO4 amber glass	BP3F	250mL HNO3 plastic-field filtered
BG1H	1L HCl clear glass	AG3SF	250mL H2SO4 amb glass -field filtered	BP3U	250mL unpreserved plastic
BG1S	1L H2SO4 clear glass	AG3U	250mL unpres amber glass	BP3S	250mL H2SO4 plastic
GN	General	AG3C	250mL NaOH amber glass	BP3Z	250mL NaOH, ZnAc plastic

Plastic / Misc.

BP4U	125mL unpreserved plastic
BP4N	125mL HNO3 plastic
BP4S	125mL H2SO4 plastic

Syringe Kit	LL Cr+6 sampling kit

AF	Air Filter
C	Air Cassettes
R	Terracore kit
SP5T	120mL Coliform Na Thiosulfate
U	Summa Can
ZPLC	Ziploc Bag

WT		Water	
SL		Solid	
NAL	OL	Non-aqueous liquid	Oil
WP		Wipe	

Pace Analytical Services, LLC
7726 Moller Road
Indianapolis, IN 46268
(317)228-3100

August 01, 2022

Mr. Mark Breting
ATC Group Services
7988 Centerpoint Drive
Suite 100
Indianapolis, IN 46256

RE: Project: Harding St Profile 1 Report 2
Pace Project No.: 50316495

Dear Mr. Breting:

Enclosed are the analytical results for sample(s) received by the laboratory on May 13, 2022. The results relate only to the samples included in this report. Results reported herein conform to the applicable TNI/NELAC Standards and the laboratory's Quality Manual, where applicable, unless otherwise noted in the body of the report.

The test results provided in this final report were generated by each of the following laboratories within the Pace Network:

- Pace Analytical Services - Indianapolis
- Pace Analytical Services - Greensburg

If you have any questions concerning this report, please feel free to contact me.

Sincerely,

Hayden Putt
hayden.putt@pacelabs.com
(317)228-3145
Project Manager

Enclosures

cc: Mr. Robert Miller, Haley & Aldrich

This report shall not be reproduced, except in full,
without the written consent of Pace Analytical Services, LLC.

Pace Analytical Services, LLC
7726 Moller Road
Indianapolis, IN 46268
(317)228-3100

CERTIFICATIONS

Project: Harding St Profile 1 Report 2
Pace Project No.: 50316495

Pace Analytical Services Pennsylvania

1638 Roseytown Rd Suites 2,3&4, Greensburg, PA 15601
ANAB DOD-ELAP Rad Accreditation #: L2417
Alabama Certification #: 41590
Arizona Certification #: AZ0734
Arkansas Certification
California Certification #: 04222CA
Colorado Certification #: PA01547
Connecticut Certification #: PH-0694
Delaware Certification
EPA Region 4 DW Rad
Florida/TNI Certification #: E87683
Georgia Certification #: C040
Florida: Cert E871149 SEKS WET
Guam Certification
Hawaii Certification
Idaho Certification
Illinois Certification
Indiana Certification
Iowa Certification #: 391
Kansas/TNI Certification #: E-10358
Kentucky Certification #: KY90133
KY WW Permit #: KY0098221
KY WW Permit #: KY0000221
Louisiana DHH/TNI Certification #: LA180012
Louisiana DEQ/TNI Certification #: 4086
Maine Certification #: 2017020
Maryland Certification #: 308
Massachusetts Certification #: M-PA1457
Michigan/PADEP Certification #: 9991
Missouri Certification #: 235
Montana Certification #: Cert0082
Nebraska Certification #: NE-OS-29-14
Nevada Certification #: PA014572018-1
New Hampshire/TNI Certification #: 297617
New Jersey/TNI Certification #: PA051
New Mexico Certification #: PA01457
New York/TNI Certification #: 10888
North Carolina Certification #: 42706
North Dakota Certification #: R-190
Ohio EPA Rad Approval: #41249
Oregon/TNI Certification #: PA200002-010
Pennsylvania/TNI Certification #: 65-00282
Puerto Rico Certification #: PA01457
Rhode Island Certification #: 65-00282
South Dakota Certification
Tennessee Certification #: 02867
Texas/TNI Certification #: T104704188-17-3
Utah/TNI Certification #: PA014572017-9
USDA Soil Permit #: P330-17-00091
Vermont Dept. of Health: ID# VT-0282
Virgin Island/PADEP Certification
Virginia/VELAP Certification #: 460198
Washington Certification #: C868
West Virginia DEP Certification #: 143
West Virginia DHHR Certification #: 9964C
Wisconsin Approve List for Rad
Wyoming Certification #: 8TMS-L

Pace Analytical Services Indianapolis

7726 Moller Road, Indianapolis, IN 46268
Illinois Accreditation #: 200074
Indiana Drinking Water Laboratory #: C-49-06
Kansas/TNI Certification #: E-10177
Kentucky UST Agency Interest #: 80226
Kentucky WW Laboratory ID #: 98019
Michigan Drinking Water Laboratory #9050
Ohio VAP Certified Laboratory #: CL0065
Oklahoma Laboratory #: 9204
Texas Certification #: T104704355
Wisconsin Laboratory #: 999788130
USDA Soil Permit #: P330-19-00257

REPORT OF LABORATORY ANALYSIS

This report shall not be reproduced, except in full,
without the written consent of Pace Analytical Services, LLC.

Pace Analytical Services, LLC
7726 Moller Road
Indianapolis, IN 46268
(317)228-3100

SAMPLE SUMMARY

Project: Harding St Profile 1 Report 2
Pace Project No.: 50316495

Lab ID	Sample ID	Matrix	Date Collected	Date Received
50316495001	**M-4**	Water	05/12/22 17:10	05/13/22 14:45
50316495002	**MW-106I**	Water	05/12/22 15:00	05/13/22 14:45

This report shall not be reproduced, except in full,
without the written consent of Pace Analytical Services, LLC.

Pace Analytical Services, LLC
7726 Moller Road
Indianapolis, IN 46268
(317)228-3100

SAMPLE ANALYTE COUNT

Project: Harding St Profile 1 Report 2
Pace Project No.: 50316495

Lab ID	Sample ID	Method	Analysts	Analytes Reported	Laboratory
50316495001	**M-4**	EPA 9056	RMR	3	PASI-I
		EPA 6010	MTM	15	PASI-I
		EPA 6010	JPK	2	PASI-I
		EPA 6020	DMT	4	PASI-I
		EPA 903.1	SLC	1	PASI-PA
		EPA 904.0	VAL	1	PASI-PA
		Total Radium Calculation	JAL	1	PASI-PA
		SM 2320B	TAY	3	PASI-I
		SM 2540C	BSW	1	PASI-I
		SM 4500-H+B	TRK	1	PASI-I
		SM 4500-S2-D	SWJ	1	PASI-I
		HACH 8146	ZM	1	PASI-I
		EPA 353.2	OAS	2	PASI-I
		EPA 365.1	ZM	1	PASI-I
		SM 5310C	MMS	1	PASI-I
		SM 5310C	ZM	1	PASI-I
50316495002	**MW-106I**	EPA 9056	RMR	3	PASI-I
		EPA 6010	MTM	15	PASI-I
		EPA 6010	JPK	2	PASI-I
		EPA 6020	DMT	4	PASI-I
		EPA 903.1	SLC	1	PASI-PA
		EPA 904.0	VAL	1	PASI-PA
		Total Radium Calculation	JAL	1	PASI-PA
		SM 2320B	TAY	3	PASI-I
		SM 2540C	BSW	1	PASI-I
		SM 4500-H+B	TRK	1	PASI-I
		SM 4500-S2-D	SWJ	1	PASI-I
		HACH 8146	ZM	1	PASI-I
		EPA 353.2	OAS	2	PASI-I
		EPA 365.1	ZM	1	PASI-I
		SM 5310C	MMS	1	PASI-I
		SM 5310C	ZM	1	PASI-I

PASI-I = Pace Analytical Services - Indianapolis
PASI-PA = Pace Analytical Services - Greensburg

REPORT OF LABORATORY ANALYSIS

This report shall not be reproduced, except in full,
without the written consent of Pace Analytical Services, LLC.

Pace Analytical Services, LLC
7726 Moller Road
Indianapolis, IN 46268
(317)228-3100

SUMMARY OF DETECTION

Project: Harding St Profile 1 Report 2
Pace Project No.: 50316495

Lab Sample ID / Method	Client Sample ID / Parameters	Result	Units	Report Limit	Analyzed	Qualifiers
50316495001	**M-4**					
EPA 9056	Chloride	121	mg/L	2.5	05/27/22 00:54	
EPA 9056	Sulfate	1080	mg/L	25.0	05/27/22 01:11	
EPA 6010	Barium	159	ug/L	10.0	05/26/22 12:16	
EPA 6010	Boron	28200	ug/L	100	05/26/22 12:16	
EPA 6010	Calcium	367000	ug/L	2000	05/26/22 14:33	
EPA 6010	Iron	6630	ug/L	100	05/26/22 12:16	
EPA 6010	Lithium	367	ug/L	20.0	05/26/22 12:16	
EPA 6010	Magnesium	58600	ug/L	1000	05/26/22 12:16	
EPA 6010	Manganese	1050	ug/L	10.0	05/26/22 12:16	
EPA 6010	Molybdenum	300	ug/L	10.0	05/26/22 12:16	
EPA 6010	Potassium	24400	ug/L	1000	05/26/22 12:16	
EPA 6010	Silica	13100	ug/L	450	05/26/22 12:16	N2
EPA 6010	Sodium	131000	ug/L	1000	05/26/22 12:16	
EPA 6010	Manganese, Dissolved	1220	ug/L	10.0	05/21/22 02:52	
EPA 6010	Molybdenum, Dissolved	293	ug/L	10.0	05/21/22 02:52	
EPA 6020	Arsenic	926	ug/L	10.0	05/23/22 10:31	
EPA 903.1	Radium-226	0.571 ± 0.379 (0.442) C:NA T:81%	pCi/L		06/27/22 16:44	
EPA 904.0	Radium-228	1.39 ± 0.561 (0.896) C:74% T:81%	pCi/L		06/21/22 16:00	
Total Radium Calculation	Total Radium	1.96 ± 0.940 (1.34)	pCi/L		07/01/22 17:37	
SM 2320B	Alkalinity, Total as CaCO3	291	mg/L	2.0	05/20/22 14:02	
SM 2320B	Alkalinity,Bicarbonate (CaCO3)	291	mg/L	2.0	05/20/22 14:02	
SM 2540C	Total Dissolved Solids	2060	mg/L	20.0	05/19/22 14:54	
SM 4500-H+B	pH at 25 Degrees C	7.4	Std. Units	0.10	05/20/22 18:40	H3
EPA 365.1	Phosphate as P04	2.2	mg/L	0.15	05/21/22 09:38	
SM 5310C	Total Organic Carbon	2.9	mg/L	1.0	05/24/22 06:51	
SM 5310C	Dissolved Organic Carbon	3.2	mg/L	1.0	05/23/22 16:35	
50316495002	**MW-106I**					
EPA 9056	Chloride	263	mg/L	25.0	05/26/22 22:21	
EPA 9056	Fluoride	0.20	mg/L	0.10	05/27/22 01:28	
EPA 9056	Sulfate	710	mg/L	25.0	05/26/22 22:21	
EPA 6010	Aluminum	487	ug/L	200	05/26/22 12:18	
EPA 6010	Barium	69.3	ug/L	10.0	05/26/22 12:18	
EPA 6010	Boron	12100	ug/L	100	05/26/22 12:18	
EPA 6010	Calcium	240000	ug/L	2000	05/26/22 14:35	
EPA 6010	Iron	6500	ug/L	100	05/26/22 12:18	
EPA 6010	Lithium	101	ug/L	20.0	05/26/22 12:18	
EPA 6010	Magnesium	47600	ug/L	1000	05/26/22 12:18	
EPA 6010	Manganese	432	ug/L	10.0	05/26/22 12:18	
EPA 6010	Molybdenum	320	ug/L	10.0	05/26/22 12:18	
EPA 6010	Potassium	15800	ug/L	1000	05/26/22 12:18	

REPORT OF LABORATORY ANALYSIS

This report shall not be reproduced, except in full,
without the written consent of Pace Analytical Services, LLC.

Pace Analytical Services, LLC
7726 Moller Road
Indianapolis, IN 46268
(317)228-3100

SUMMARY OF DETECTION

Project: Harding St Profile 1 Report 2
Pace Project No.: 50316495

Lab Sample ID / Method	Client Sample ID / Parameters	Result	Units	Report Limit	Analyzed	Qualifiers
50316495002	**MW-106I**					
EPA 6010	Silica	14800	ug/L	450	05/26/22 12:18	N2
EPA 6010	Sodium	183000	ug/L	1000	05/26/22 12:18	
EPA 6010	Manganese, Dissolved	432	ug/L	10.0	05/21/22 02:54	
EPA 6010	Molybdenum, Dissolved	342	ug/L	10.0	05/21/22 02:54	
EPA 6020	Arsenic	117	ug/L	1.0	05/23/22 10:39	
EPA 903.1	Radium-226	0.999 ± 0.451 (0.334) C:NA T:90%	pCi/L		06/27/22 16:44	
EPA 904.0	Radium-228	0.731 ± 0.369 (0.624) C:75% T:90%	pCi/L		06/21/22 16:00	
Total Radium Calculation	Total Radium	1.73 ± 0.820 (0.958)	pCi/L		07/01/22 17:37	
SM 2320B	Alkalinity, Total as CaCO3	238	mg/L	2.0	05/20/22 19:54	
SM 2320B	Alkalinity,Bicarbonate (CaCO3)	238	mg/L	2.0	05/20/22 19:54	
SM 2540C	Total Dissolved Solids	1730	mg/L	20.0	05/19/22 14:54	
SM 4500-H+B	pH at 25 Degrees C	7.4	Std. Units	0.10	05/20/22 18:41	H3
EPA 365.1	Phosphate as P04	0.75	mg/L	0.15	05/21/22 09:39	

REPORT OF LABORATORY ANALYSIS

This report shall not be reproduced, except in full,
without the written consent of Pace Analytical Services, LLC.

Pace Analytical Services, LLC
7726 Moller Road
Indianapolis, IN 46268
(317)228-3100

ANALYTICAL RESULTS

Project: Harding St Profile 1 Report 2
Pace Project No.: 50316495

Sample: M-4 **Lab ID: 50316495001** Collected: 05/12/22 17:10 Received: 05/13/22 14:45 Matrix: Water

Parameters	Results	Units	Report Limit	DF	Prepared	Analyzed	CAS No.	Qual
9056 IC Anions	Analytical Method: EPA 9056							
	Pace Analytical Services - Indianapolis							
Chloride	**121**	mg/L	2.5	10		05/27/22 00:54	16887-00-6	
Fluoride	ND	mg/L	0.10	1		05/27/22 00:37	16984-48-8	
Sulfate	**1080**	mg/L	25.0	100		05/27/22 01:11	14808-79-8	
6010 MET ICP	Analytical Method: EPA 6010 Preparation Method: EPA 3010							
	Pace Analytical Services - Indianapolis							
Aluminum	ND	ug/L	200	1	05/25/22 08:57	05/26/22 12:16	7429-90-5	
Barium	**159**	ug/L	10.0	1	05/25/22 08:57	05/26/22 12:16	7440-39-3	
Boron	**28200**	ug/L	100	1	05/25/22 08:57	05/26/22 12:16	7440-42-8	
Cadmium	ND	ug/L	2.0	1	05/25/22 08:57	05/26/22 12:16	7440-43-9	
Calcium	**367000**	ug/L	2000	2	05/25/22 08:57	05/26/22 14:33	7440-70-2	
Chromium	ND	ug/L	10.0	1	05/25/22 08:57	05/26/22 12:16	7440-47-3	
Iron	**6630**	ug/L	100	1	05/25/22 08:57	05/26/22 12:16	7439-89-6	
Lead	ND	ug/L	10.0	1	05/25/22 08:57	05/26/22 12:16	7439-92-1	
Lithium	**367**	ug/L	20.0	1	05/25/22 08:57	05/26/22 12:16	7439-93-2	
Magnesium	**58600**	ug/L	1000	1	05/25/22 08:57	05/26/22 12:16	7439-95-4	
Manganese	**1050**	ug/L	10.0	1	05/25/22 08:57	05/26/22 12:16	7439-96-5	
Molybdenum	**300**	ug/L	10.0	1	05/25/22 08:57	05/26/22 12:16	7439-98-7	
Potassium	**24400**	ug/L	1000	1	05/25/22 08:57	05/26/22 12:16	7440-09-7	
Silica	**13100**	ug/L	450	1	05/25/22 08:57	05/26/22 12:16	7631-86-9	N2
Sodium	**131000**	ug/L	1000	1	05/25/22 08:57	05/26/22 12:16	7440-23-5	
6010 MET ICP, Dissolved	Analytical Method: EPA 6010 Preparation Method: EPA 3010							
	Pace Analytical Services - Indianapolis							
Manganese, Dissolved	**1220**	ug/L	10.0	1	05/20/22 06:45	05/21/22 02:52	7439-96-5	
Molybdenum, Dissolved	**293**	ug/L	10.0	1	05/20/22 06:45	05/21/22 02:52	7439-98-7	
6020 MET ICPMS	Analytical Method: EPA 6020 Preparation Method: EPA 200.2							
	Pace Analytical Services - Indianapolis							
Antimony	ND	ug/L	1.0	1	05/18/22 08:45	05/23/22 10:35	7440-36-0	
Arsenic	**926**	ug/L	10.0	10	05/18/22 08:45	05/23/22 10:31	7440-38-2	
Cobalt	ND	ug/L	1.0	1	05/18/22 08:45	05/23/22 10:35	7440-48-4	
Selenium	ND	ug/L	1.0	1	05/18/22 08:45	05/23/22 10:35	7782-49-2	
2320B Alkalinity	Analytical Method: SM 2320B							
	Pace Analytical Services - Indianapolis							
Alkalinity, Total as CaCO3	**291**	mg/L	2.0	1		05/20/22 14:02		
Alkalinity,Bicarbonate (CaCO3)	**291**	mg/L	2.0	1		05/20/22 14:02		
Alkalinity,Carbonate (CaCO3)	ND	mg/L	2.0	1		05/20/22 14:02		
2540C Total Dissolved Solids	Analytical Method: SM 2540C							
	Pace Analytical Services - Indianapolis							
Total Dissolved Solids	**2060**	mg/L	20.0	1		05/19/22 14:54		

REPORT OF LABORATORY ANALYSIS

This report shall not be reproduced, except in full,
without the written consent of Pace Analytical Services, LLC.

Pace Analytical Services, LLC
7726 Moller Road
Indianapolis, IN 46268
(317)228-3100

ANALYTICAL RESULTS

Project: Harding St Profile 1 Report 2
Pace Project No.: 50316495

Sample: M-4 **Lab ID: 50316495001** Collected: 05/12/22 17:10 Received: 05/13/22 14:45 Matrix: Water

Parameters	Results	Units	Report Limit	DF	Prepared	Analyzed	CAS No.	Qual
4500H+ pH, Electrometric	Analytical Method: SM 4500-H+B Pace Analytical Services - Indianapolis							
pH at 25 Degrees C	**7.4**	Std. Units	0.10	1		05/20/22 18:40		H3
4500S2D Sulfide Water	Analytical Method: SM 4500-S2-D Pace Analytical Services - Indianapolis							
Sulfide	ND	mg/L	0.10	1		05/18/22 08:43	18496-25-8	
Iron, Ferrous	Analytical Method: HACH 8146 Pace Analytical Services - Indianapolis							
Iron, Ferrous	ND	mg/L	0.20	1		05/25/22 22:16	15438-31-0	H3,N2
353.2 Nitrogen, NO2/NO3 unpres	Analytical Method: EPA 353.2 Pace Analytical Services - Indianapolis							
Nitrogen, Nitrate	ND	mg/L	0.10	1		05/14/22 09:28	14797-55-8	
Nitrogen, Nitrite	ND	mg/L	0.10	1		05/14/22 09:28	14797-65-0	
365.1 Total Phosphorus	Analytical Method: EPA 365.1 Preparation Method: EPA 365.1 Pace Analytical Services - Indianapolis							
Phosphate as P04	**2.2**	mg/L	0.15	1	05/17/22 13:00	05/21/22 09:38		
5310C TOC	Analytical Method: SM 5310C Pace Analytical Services - Indianapolis							
Total Organic Carbon	**2.9**	mg/L	1.0	1		05/24/22 06:51	7440-44-0	
5310C Dissolved Organic Carbon	Analytical Method: SM 5310C Pace Analytical Services - Indianapolis							
Dissolved Organic Carbon	**3.2**	mg/L	1.0	1		05/23/22 16:35		

REPORT OF LABORATORY ANALYSIS

This report shall not be reproduced, except in full,
without the written consent of Pace Analytical Services, LLC.

Pace Analytical Services, LLC
7726 Moller Road
Indianapolis, IN 46268
(317)228-3100

ANALYTICAL RESULTS

Project: Harding St Profile 1 Report 2
Pace Project No.: 50316495

Sample: MW-106I **Lab ID: 50316495002** Collected: 05/12/22 15:00 Received: 05/13/22 14:45 Matrix: Water

Parameters	Results	Units	Report Limit	DF	Prepared	Analyzed	CAS No.	Qual
9056 IC Anions	Analytical Method: EPA 9056							
	Pace Analytical Services - Indianapolis							
Chloride	**263**	mg/L	25.0	100		05/26/22 22:21	16887-00-6	
Fluoride	**0.20**	mg/L	0.10	1		05/27/22 01:28	16984-48-8	
Sulfate	**710**	mg/L	25.0	100		05/26/22 22:21	14808-79-8	
6010 MET ICP	Analytical Method: EPA 6010 Preparation Method: EPA 3010							
	Pace Analytical Services - Indianapolis							
Aluminum	**487**	ug/L	200	1	05/25/22 08:57	05/26/22 12:18	7429-90-5	
Barium	**69.3**	ug/L	10.0	1	05/25/22 08:57	05/26/22 12:18	7440-39-3	
Boron	**12100**	ug/L	100	1	05/25/22 08:57	05/26/22 12:18	7440-42-8	
Cadmium	ND	ug/L	2.0	1	05/25/22 08:57	05/26/22 12:18	7440-43-9	
Calcium	**240000**	ug/L	2000	2	05/25/22 08:57	05/26/22 14:35	7440-70-2	
Chromium	ND	ug/L	10.0	1	05/25/22 08:57	05/26/22 12:18	7440-47-3	
Iron	**6500**	ug/L	100	1	05/25/22 08:57	05/26/22 12:18	7439-89-6	
Lead	ND	ug/L	10.0	1	05/25/22 08:57	05/26/22 12:18	7439-92-1	
Lithium	**101**	ug/L	20.0	1	05/25/22 08:57	05/26/22 12:18	7439-93-2	
Magnesium	**47600**	ug/L	1000	1	05/25/22 08:57	05/26/22 12:18	7439-95-4	
Manganese	**432**	ug/L	10.0	1	05/25/22 08:57	05/26/22 12:18	7439-96-5	
Molybdenum	**320**	ug/L	10.0	1	05/25/22 08:57	05/26/22 12:18	7439-98-7	
Potassium	**15800**	ug/L	1000	1	05/25/22 08:57	05/26/22 12:18	7440-09-7	
Silica	**14800**	ug/L	450	1	05/25/22 08:57	05/26/22 12:18	7631-86-9	N2
Sodium	**183000**	ug/L	1000	1	05/25/22 08:57	05/26/22 12:18	7440-23-5	
6010 MET ICP, Dissolved	Analytical Method: EPA 6010 Preparation Method: EPA 3010							
	Pace Analytical Services - Indianapolis							
Manganese, Dissolved	**432**	ug/L	10.0	1	05/20/22 06:45	05/21/22 02:54	7439-96-5	
Molybdenum, Dissolved	**342**	ug/L	10.0	1	05/20/22 06:45	05/21/22 02:54	7439-98-7	
6020 MET ICPMS	Analytical Method: EPA 6020 Preparation Method: EPA 200.2							
	Pace Analytical Services - Indianapolis							
Antimony	ND	ug/L	1.0	1	05/18/22 08:45	05/23/22 10:39	7440-36-0	
Arsenic	**117**	ug/L	1.0	1	05/18/22 08:45	05/23/22 10:39	7440-38-2	
Cobalt	ND	ug/L	1.0	1	05/18/22 08:45	05/23/22 10:39	7440-48-4	
Selenium	ND	ug/L	1.0	1	05/18/22 08:45	05/23/22 10:39	7782-49-2	
2320B Alkalinity	Analytical Method: SM 2320B							
	Pace Analytical Services - Indianapolis							
Alkalinity, Total as CaCO3	**238**	mg/L	2.0	1		05/20/22 19:54		
Alkalinity,Bicarbonate (CaCO3)	**238**	mg/L	2.0	1		05/20/22 19:54		
Alkalinity,Carbonate (CaCO3)	ND	mg/L	2.0	1		05/20/22 19:54		
2540C Total Dissolved Solids	Analytical Method: SM 2540C							
	Pace Analytical Services - Indianapolis							
Total Dissolved Solids	**1730**	mg/L	20.0	1		05/19/22 14:54		

REPORT OF LABORATORY ANALYSIS

This report shall not be reproduced, except in full,
without the written consent of Pace Analytical Services, LLC.

Pace Analytical Services, LLC
7726 Moller Road
Indianapolis, IN 46268
(317)228-3100

ANALYTICAL RESULTS

Project: Harding St Profile 1 Report 2
Pace Project No.: 50316495

Sample: MW-106I **Lab ID: 50316495002** Collected: 05/12/22 15:00 Received: 05/13/22 14:45 Matrix: Water

Parameters	Results	Units	Report Limit	DF	Prepared	Analyzed	CAS No.	Qual
4500H+ pH, Electrometric	Analytical Method: SM 4500-H+B Pace Analytical Services - Indianapolis							
pH at 25 Degrees C	**7.4**	Std. Units	0.10	1		05/20/22 18:41		H3
4500S2D Sulfide Water	Analytical Method: SM 4500-S2-D Pace Analytical Services - Indianapolis							
Sulfide	ND	mg/L	0.10	1		05/18/22 08:43	18496-25-8	
Iron, Ferrous	Analytical Method: HACH 8146 Pace Analytical Services - Indianapolis							
Iron, Ferrous	ND	mg/L	0.20	1		05/25/22 22:15	15438-31-0	H3,N2
353.2 Nitrogen, NO2/NO3 unpres	Analytical Method: EPA 353.2 Pace Analytical Services - Indianapolis							
Nitrogen, Nitrate	ND	mg/L	0.10	1		05/14/22 09:19	14797-55-8	
Nitrogen, Nitrite	ND	mg/L	0.10	1		05/14/22 09:19	14797-65-0	
365.1 Total Phosphorus	Analytical Method: EPA 365.1 Preparation Method: EPA 365.1 Pace Analytical Services - Indianapolis							
Phosphate as P04	**0.75**	mg/L	0.15	1	05/17/22 13:00	05/21/22 09:39		
5310C TOC	Analytical Method: SM 5310C Pace Analytical Services - Indianapolis							
Total Organic Carbon	ND	mg/L	4.0	4		05/26/22 13:48	7440-44-0	D3
5310C Dissolved Organic Carbon	Analytical Method: SM 5310C Pace Analytical Services - Indianapolis							
Dissolved Organic Carbon	ND	mg/L	4.0	4		05/24/22 14:30		D3

REPORT OF LABORATORY ANALYSIS

This report shall not be reproduced, except in full,
without the written consent of Pace Analytical Services, LLC.

Pace Analytical Services, LLC
7726 Moller Road
Indianapolis, IN 46268
(317)228-3100

QUALITY CONTROL DATA

Project: Harding St Profile 1 Report 2
Pace Project No.: 50316495

QC Batch: 678022
QC Batch Method: EPA 9056
Analysis Method: EPA 9056
Analysis Description: 9056 IC Anions
Laboratory: Pace Analytical Services - Indianapolis
Associated Lab Samples: 50316495001, 50316495002

METHOD BLANK: 3121706 Matrix: Water
Associated Lab Samples: 50316495001, 50316495002

Parameter	Units	Blank Result	Reporting Limit	Analyzed	Qualifiers
Chloride	mg/L	ND	0.25	05/26/22 03:35	
Fluoride	mg/L	ND	0.10	05/26/22 03:35	
Sulfate	mg/L	ND	0.25	05/26/22 03:35	

LABORATORY CONTROL SAMPLE: 3121707

Parameter	Units	Spike Conc.	LCS Result	LCS % Rec	% Rec Limits	Qualifiers
Chloride	mg/L	1.2	1.1	89	80-120	
Fluoride	mg/L	0.5	0.48	96	80-120	
Sulfate	mg/L	2.5	2.4	98	80-120	

MATRIX SPIKE & MATRIX SPIKE DUPLICATE: 3121708 3121709

Parameter	Units	50316445001 Result	MS Spike Conc.	MSD Spike Conc.	MS Result	MSD Result	MS % Rec	MSD % Rec	% Rec Limits	RPD	Max RPD	Qual
Chloride	mg/L	144	125	125	246	245	82	81	80-120	0	15	
Fluoride	mg/L	ND	0.5	0.5	0.37	0.36	74	72	80-120	3	15	M0
Sulfate	mg/L	1080	250	250	1260	1260	73	73	80-120	0	15	M0

Results presented on this page are in the units indicated by the "Units" column except where an alternate unit is presented to the right of the result.

REPORT OF LABORATORY ANALYSIS

This report shall not be reproduced, except in full,
without the written consent of Pace Analytical Services, LLC.

Pace Analytical Services, LLC
7726 Moller Road
Indianapolis, IN 46268
(317)228-3100

QUALITY CONTROL DATA

Project: Harding St Profile 1 Report 2
Pace Project No.: 50316495

QC Batch: 677583
QC Batch Method: EPA 3010
Analysis Method: EPA 6010
Analysis Description: 6010 MET
Laboratory: Pace Analytical Services - Indianapolis
Associated Lab Samples: 50316495001, 50316495002

METHOD BLANK: 3120339 Matrix: Water
Associated Lab Samples: 50316495001, 50316495002

Parameter	Units	Blank Result	Reporting Limit	Analyzed	Qualifiers
Aluminum	ug/L	ND	200	05/26/22 12:03	
Barium	ug/L	ND	10.0	05/26/22 12:03	
Boron	ug/L	ND	100	05/26/22 12:03	
Cadmium	ug/L	ND	2.0	05/26/22 12:03	
Calcium	ug/L	ND	1000	05/26/22 12:03	
Chromium	ug/L	ND	10.0	05/26/22 12:03	
Iron	ug/L	ND	100	05/26/22 12:03	
Lead	ug/L	ND	10.0	05/26/22 12:03	
Lithium	ug/L	ND	20.0	05/26/22 12:03	
Magnesium	ug/L	ND	1000	05/26/22 12:03	
Manganese	ug/L	ND	10.0	05/26/22 12:03	
Molybdenum	ug/L	ND	10.0	05/26/22 12:03	
Potassium	ug/L	ND	1000	05/26/22 12:03	
Silica	ug/L	ND	450	05/26/22 12:03	N2
Sodium	ug/L	ND	1000	05/26/22 12:03	

LABORATORY CONTROL SAMPLE: 3120340

Parameter	Units	Spike Conc.	LCS Result	LCS % Rec	% Rec Limits	Qualifiers
Aluminum	ug/L	10000	9430	94	80-120	
Barium	ug/L	1000	976	98	80-120	
Boron	ug/L	1000	929	93	80-120	
Cadmium	ug/L	1000	942	94	80-120	
Calcium	ug/L	10000	9690	97	80-120	
Chromium	ug/L	1000	967	97	80-120	
Iron	ug/L	10000	9430	94	80-120	
Lead	ug/L	1000	919	92	80-120	
Lithium	ug/L	1000	1020	102	80-120	
Magnesium	ug/L	10000	9240	92	80-120	
Manganese	ug/L	1000	936	94	80-120	
Molybdenum	ug/L	1000	983	98	80-120	
Potassium	ug/L	10000	9460	95	80-120	
Silica	ug/L	10700	9950	93	80-120	N2
Sodium	ug/L	10000	9710	97	80-120	

Results presented on this page are in the units indicated by the "Units" column except where an alternate unit is presented to the right of the result.

REPORT OF LABORATORY ANALYSIS

This report shall not be reproduced, except in full,
without the written consent of Pace Analytical Services, LLC.

Pace Analytical Services, LLC
7726 Moller Road
Indianapolis, IN 46268
(317)228-3100

QUALITY CONTROL DATA

Project: Harding St Profile 1 Report 2
Pace Project No.: 50316495

MATRIX SPIKE & MATRIX SPIKE DUPLICATE: 3120341 3120342

Parameter	Units	50316506002 Result	MS Spike Conc.	MSD Spike Conc.	MS Result	MSD Result	MS % Rec	MSD % Rec	% Rec Limits	RPD	Max RPD	Qual
Aluminum	ug/L	ND	10000	10000	9740	10200	97	102	75-125	5	20	
Barium	ug/L	127	1000	1000	1120	1170	99	104	75-125	4	20	
Boron	ug/L	723	1000	1000	1690	1760	97	103	75-125	4	20	
Cadmium	ug/L	ND	1000	1000	986	1020	99	102	75-125	4	20	
Calcium	ug/L	174000	10000	10000	188000	193000	137	184	75-125	2	20	P6
Chromium	ug/L	ND	1000	1000	961	1000	96	100	75-125	4	20	
Iron	ug/L	ND	10000	10000	9270	9680	93	97	75-125	4	20	
Lead	ug/L	ND	1000	1000	901	934	90	93	75-125	4	20	
Lithium	ug/L	26.2	1000	1000	1140	1180	111	116	75-125	4	20	
Magnesium	ug/L	45400	10000	10000	55000	56100	96	107	75-125	2	20	
Manganese	ug/L	17.3	1000	1000	943	981	93	96	75-125	4	20	
Molybdenum	ug/L	25.6	1000	1000	1040	1080	102	105	75-125	3	20	
Potassium	ug/L	5970	10000	10000	16500	17200	106	112	75-125	4	20	
Silica	ug/L	15100	10700	10700	25500	26200	97	104	75-125	3	20	N2
Sodium	ug/L	97800	10000	10000	111000	114000	134	164	75-125	3	20	P6

MATRIX SPIKE & MATRIX SPIKE DUPLICATE: 3120343 3120344

Parameter	Units	50316507001 Result	MS Spike Conc.	MSD Spike Conc.	MS Result	MSD Result	MS % Rec	MSD % Rec	% Rec Limits	RPD	Max RPD	Qual
Aluminum	ug/L	ND	10000	10000	10100	9820	101	98	75-125	2	20	
Barium	ug/L	36.8	1000	1000	1020	1020	98	99	75-125	0	20	
Boron	ug/L	8280	1000	1000	10200	9760	190	148	75-125	4	20	P6
Cadmium	ug/L	ND	1000	1000	998	986	100	99	75-125	1	20	
Calcium	ug/L	232000	10000	10000	258000	258000	262	262	75-125	0	20	P6
Chromium	ug/L	ND	1000	1000	964	963	96	96	75-125	0	20	
Iron	ug/L	ND	10000	10000	9500	9220	95	92	75-125	3	20	
Lead	ug/L	ND	1000	1000	900	889	90	89	75-125	1	20	
Lithium	ug/L	101	1000	1000	1230	1220	113	112	75-125	0	20	
Magnesium	ug/L	70800	10000	10000	86800	82800	160	121	75-125	5	20	P6
Manganese	ug/L	18.3	1000	1000	969	940	95	92	75-125	3	20	
Molybdenum	ug/L	165	1000	1000	1200	1180	104	102	75-125	2	20	
Potassium	ug/L	15300	10000	10000	27000	26800	117	116	75-125	1	20	
Silica	ug/L	12200	10700	10700	23800	23100	109	102	75-125	3	20	N2
Sodium	ug/L	89200	10000	10000	106000	105000	166	154	75-125	1	20	P6

Results presented on this page are in the units indicated by the "Units" column except where an alternate unit is presented to the right of the result.

REPORT OF LABORATORY ANALYSIS

This report shall not be reproduced, except in full,
without the written consent of Pace Analytical Services, LLC.

Pace Analytical Services, LLC
7726 Moller Road
Indianapolis, IN 46268
(317)228-3100

QUALITY CONTROL DATA

Project: Harding St Profile 1 Report 2
Pace Project No.: 50316495

QC Batch: 677124
QC Batch Method: EPA 3010
Analysis Method: EPA 6010
Analysis Description: 6010 MET Dissolved
Laboratory: Pace Analytical Services - Indianapolis
Associated Lab Samples: 50316495001, 50316495002

METHOD BLANK: 3117566 Matrix: Water
Associated Lab Samples: 50316495001, 50316495002

Parameter	Units	Blank Result	Reporting Limit	Analyzed	Qualifiers
Manganese, Dissolved	ug/L	ND	10.0	05/21/22 01:56	
Molybdenum, Dissolved	ug/L	ND	10.0	05/21/22 01:56	

LABORATORY CONTROL SAMPLE: 3117567

Parameter	Units	Spike Conc.	LCS Result	LCS % Rec	% Rec Limits	Qualifiers
Manganese, Dissolved	ug/L	1000	951	95	80-120	
Molybdenum, Dissolved	ug/L	1000	1030	103	80-120	

MATRIX SPIKE & MATRIX SPIKE DUPLICATE: 3117568 3117569

Parameter	Units	50316088002 Result	MS Spike Conc.	MSD Spike Conc.	MS Result	MSD Result	MS % Rec	MSD % Rec	% Rec Limits	RPD	Max RPD	Qual
Manganese, Dissolved	ug/L	ND	1000	1000	944	934	94	93	75-125	1	20	
Molybdenum, Dissolved	ug/L	ND	1000	1000	1020	1010	102	101	75-125	1	20	

Results presented on this page are in the units indicated by the "Units" column except where an alternate unit is presented to the right of the result.

REPORT OF LABORATORY ANALYSIS

This report shall not be reproduced, except in full,
without the written consent of Pace Analytical Services, LLC.

Pace Analytical Services, LLC
7726 Moller Road
Indianapolis, IN 46268
(317)228-3100

QUALITY CONTROL DATA

Project: Harding St Profile 1 Report 2
Pace Project No.: 50316495

QC Batch: 676701
QC Batch Method: EPA 200.2
Analysis Method: EPA 6020
Analysis Description: 6020 MET
Laboratory: Pace Analytical Services - Indianapolis
Associated Lab Samples: 50316495001, 50316495002

METHOD BLANK: 3115572 Matrix: Water
Associated Lab Samples: 50316495001, 50316495002

Parameter	Units	Blank Result	Reporting Limit	Analyzed	Qualifiers
Antimony	ug/L	ND	1.0	05/19/22 01:15	
Arsenic	ug/L	ND	1.0	05/19/22 01:15	
Cobalt	ug/L	ND	1.0	05/19/22 01:15	
Selenium	ug/L	ND	1.0	05/19/22 01:15	

LABORATORY CONTROL SAMPLE: 3115573

Parameter	Units	Spike Conc.	LCS Result	LCS % Rec	% Rec Limits	Qualifiers
Antimony	ug/L	40	41.0	103	80-120	
Arsenic	ug/L	40	37.8	94	80-120	
Cobalt	ug/L	40	40.9	102	80-120	
Selenium	ug/L	40	39.9	100	80-120	

MATRIX SPIKE & MATRIX SPIKE DUPLICATE: 3115574 3115575

Parameter	Units	50316357014 Result	MS Spike Conc.	MSD Spike Conc.	MS Result	MSD Result	MS % Rec	MSD % Rec	% Rec Limits	RPD	Max RPD	Qual
Antimony	ug/L	<2.0	40	40	41.7	41.7	104	104	75-125	0	20	
Arsenic	ug/L	<5.0	40	40	38.6	38.6	94	94	75-125	0	20	
Cobalt	ug/L	<20.0	40	40	38.8	38.8	95	95	75-125	0	20	
Selenium	ug/L	<5.0	40	40	43.1	44.6	96	100	75-125	3	20	

Results presented on this page are in the units indicated by the "Units" column except where an alternate unit is presented to the right of the result.

REPORT OF LABORATORY ANALYSIS

This report shall not be reproduced, except in full,
without the written consent of Pace Analytical Services, LLC.

Pace Analytical Services, LLC
7726 Moller Road
Indianapolis, IN 46268
(317)228-3100

QUALITY CONTROL DATA

Project: Harding St Profile 1 Report 2
Pace Project No.: 50316495

QC Batch: 677185
QC Batch Method: SM 2320B
Analysis Method: SM 2320B
Analysis Description: 2320B Alkalinity
Laboratory: Pace Analytical Services - Indianapolis
Associated Lab Samples: 50316495001

METHOD BLANK: 3117826 Matrix: Water
Associated Lab Samples: 50316495001

Parameter	Units	Blank Result	Reporting Limit	Analyzed	Qualifiers
Alkalinity, Total as CaCO3	mg/L	4.0	2.0	05/20/22 13:54	B
Alkalinity,Bicarbonate (CaCO3)	mg/L	ND	2.0	05/20/22 13:54	
Alkalinity,Carbonate (CaCO3)	mg/L	ND	2.0	05/20/22 13:54	

LABORATORY CONTROL SAMPLE: 3117827

Parameter	Units	Spike Conc.	LCS Result	LCS % Rec	% Rec Limits	Qualifiers
Alkalinity, Total as CaCO3	mg/L	50	53.1	106	90-110	

SAMPLE DUPLICATE: 3117828

Parameter	Units	50316481012 Result	Dup Result	RPD	Max RPD	Qualifiers
Alkalinity, Total as CaCO3	mg/L	206	206	0	20	
Alkalinity,Bicarbonate (CaCO3)	mg/L	206	206	0	20	
Alkalinity,Carbonate (CaCO3)	mg/L	ND	ND		20	

SAMPLE DUPLICATE: 3117829

Parameter	Units	50316481022 Result	Dup Result	RPD	Max RPD	Qualifiers
Alkalinity, Total as CaCO3	mg/L	170	176	3	20	
Alkalinity,Bicarbonate (CaCO3)	mg/L	170	176	3	20	
Alkalinity,Carbonate (CaCO3)	mg/L	ND	ND		20	

Results presented on this page are in the units indicated by the "Units" column except where an alternate unit is presented to the right of the result.

REPORT OF LABORATORY ANALYSIS

This report shall not be reproduced, except in full,
without the written consent of Pace Analytical Services, LLC.

Pace Analytical Services, LLC
7726 Moller Road
Indianapolis, IN 46268
(317)228-3100

QUALITY CONTROL DATA

Project: Harding St Profile 1 Report 2
Pace Project No.: 50316495

QC Batch: 677381
QC Batch Method: SM 2320B
Analysis Method: SM 2320B
Analysis Description: 2320B Alkalinity
Laboratory: Pace Analytical Services - Indianapolis
Associated Lab Samples: 50316495002

METHOD BLANK: 3118900 Matrix: Water
Associated Lab Samples: 50316495002

Parameter	Units	Blank Result	Reporting Limit	Analyzed	Qualifiers
Alkalinity, Total as CaCO3	mg/L	ND	2.0	05/20/22 19:54	
Alkalinity,Bicarbonate (CaCO3)	mg/L	ND	2.0	05/20/22 19:54	
Alkalinity,Carbonate (CaCO3)	mg/L	ND	2.0	05/20/22 19:54	

LABORATORY CONTROL SAMPLE: 3118901

Parameter	Units	Spike Conc.	LCS Result	LCS % Rec	% Rec Limits	Qualifiers
Alkalinity, Total as CaCO3	mg/L	50	53.0	106	90-110	

SAMPLE DUPLICATE: 3118903

Parameter	Units	50316506002 Result	Dup Result	RPD	Max RPD	Qualifiers
Alkalinity, Total as CaCO3	mg/L	289	296	2	20	
Alkalinity,Bicarbonate (CaCO3)	mg/L	289	296	2	20	
Alkalinity,Carbonate (CaCO3)	mg/L	ND	ND		20	

SAMPLE DUPLICATE: 3118904

Parameter	Units	50316507001 Result	Dup Result	RPD	Max RPD	Qualifiers
Alkalinity, Total as CaCO3	mg/L	436	442	1	20	
Alkalinity,Bicarbonate (CaCO3)	mg/L	436	442	1	20	
Alkalinity,Carbonate (CaCO3)	mg/L	ND	ND		20	

Results presented on this page are in the units indicated by the "Units" column except where an alternate unit is presented to the right of the result.

REPORT OF LABORATORY ANALYSIS

This report shall not be reproduced, except in full,
without the written consent of Pace Analytical Services, LLC.

Pace Analytical Services, LLC
7726 Moller Road
Indianapolis, IN 46268
(317)228-3100

QUALITY CONTROL DATA

Project: Harding St Profile 1 Report 2
Pace Project No.: 50316495

QC Batch: 677048
QC Batch Method: SM 2540C
Analysis Method: SM 2540C
Analysis Description: 2540C Total Dissolved Solids
Laboratory: Pace Analytical Services - Indianapolis
Associated Lab Samples: 50316495001, 50316495002

METHOD BLANK: 3117317 Matrix: Water
Associated Lab Samples: 50316495001, 50316495002

Parameter	Units	Blank Result	Reporting Limit	Analyzed	Qualifiers
Total Dissolved Solids	mg/L	ND	10.0	05/19/22 14:49	

LABORATORY CONTROL SAMPLE: 3117318

Parameter	Units	Spike Conc.	LCS Result	LCS % Rec	% Rec Limits	Qualifiers
Total Dissolved Solids	mg/L	300	299	100	80-120	

SAMPLE DUPLICATE: 3117319

Parameter	Units	50316448002 Result	Dup Result	RPD	Max RPD	Qualifiers
Total Dissolved Solids	mg/L	2530	2520	0	10	

SAMPLE DUPLICATE: 3117320

Parameter	Units	50316481022 Result	Dup Result	RPD	Max RPD	Qualifiers
Total Dissolved Solids	mg/L	588	584	1	10	

Results presented on this page are in the units indicated by the "Units" column except where an alternate unit is presented to the right of the result.

REPORT OF LABORATORY ANALYSIS

This report shall not be reproduced, except in full,
without the written consent of Pace Analytical Services, LLC.

Pace Analytical Services, LLC
7726 Moller Road
Indianapolis, IN 46268
(317)228-3100

QUALITY CONTROL DATA

Project: Harding St Profile 1 Report 2
Pace Project No.: 50316495

QC Batch: 677473
QC Batch Method: SM 4500-H+B
Analysis Method: SM 4500-H+B
Analysis Description: 4500H+B pH
Laboratory: Pace Analytical Services - Indianapolis
Associated Lab Samples: 50316495001, 50316495002

SAMPLE DUPLICATE: 3119836

Parameter	Units	50316343003 Result	Dup Result	RPD	Max RPD	Qualifiers
pH at 25 Degrees C	Std. Units	6.9	7.0	1	2	H3

SAMPLE DUPLICATE: 3119837

Parameter	Units	50316499001 Result	Dup Result	RPD	Max RPD	Qualifiers
pH at 25 Degrees C	Std. Units	7.5	7.5	0	2	H3

Results presented on this page are in the units indicated by the "Units" column except where an alternate unit is presented to the right of the result.

REPORT OF LABORATORY ANALYSIS

This report shall not be reproduced, except in full,
without the written consent of Pace Analytical Services, LLC.

Pace Analytical Services, LLC
7726 Moller Road
Indianapolis, IN 46268
(317)228-3100

QUALITY CONTROL DATA

Project: Harding St Profile 1 Report 2
Pace Project No.: 50316495

QC Batch: 676794
QC Batch Method: SM 4500-S2-D
Analysis Method: SM 4500-S2-D
Analysis Description: 4500S2D Sulfide Water
Laboratory: Pace Analytical Services - Indianapolis
Associated Lab Samples: 50316495001, 50316495002

METHOD BLANK: 3116023 Matrix: Water
Associated Lab Samples: 50316495001, 50316495002

Parameter	Units	Blank Result	Reporting Limit	Analyzed	Qualifiers
Sulfide	mg/L	ND	0.10	05/18/22 08:43	

LABORATORY CONTROL SAMPLE: 3116024

Parameter	Units	Spike Conc.	LCS Result	LCS % Rec	% Rec Limits	Qualifiers
Sulfide	mg/L	0.5	0.46	92	90-110	

MATRIX SPIKE & MATRIX SPIKE DUPLICATE: 3116025 3116026

Parameter	Units	50316445001 Result	MS Spike Conc.	MSD Spike Conc.	MS Result	MSD Result	MS % Rec	MSD % Rec	% Rec Limits	RPD	Max RPD	Qual
Sulfide	mg/L	ND	0.5	0.5	0.42	0.43	85	85	90-110	0	20	M3

MATRIX SPIKE SAMPLE: 3116027

Parameter	Units	50316495001 Result	Spike Conc.	MS Result	MS % Rec	% Rec Limits	Qualifiers
Sulfide	mg/L	ND	0.5	0.40	63	90-110	M0

Results presented on this page are in the units indicated by the "Units" column except where an alternate unit is presented to the right of the result.

REPORT OF LABORATORY ANALYSIS

This report shall not be reproduced, except in full,
without the written consent of Pace Analytical Services, LLC.

Pace Analytical Services, LLC
7726 Moller Road
Indianapolis, IN 46268
(317)228-3100

QUALITY CONTROL DATA

Project: Harding St Profile 1 Report 2
Pace Project No.: 50316495

QC Batch: 678396
QC Batch Method: HACH 8146
Analysis Method: HACH 8146
Analysis Description: Iron, Ferrous
Laboratory: Pace Analytical Services - Indianapolis
Associated Lab Samples: 50316495001, 50316495002

METHOD BLANK: 3123107 Matrix: Water
Associated Lab Samples: 50316495001, 50316495002

Parameter	Units	Blank Result	Reporting Limit	Analyzed	Qualifiers
Iron, Ferrous	mg/L	ND	0.20	05/25/22 21:41	H3,N2

LABORATORY CONTROL SAMPLE: 3123108

Parameter	Units	Spike Conc.	LCS Result	LCS % Rec	% Rec Limits	Qualifiers
Iron, Ferrous	mg/L	1	1.0	101	90-110	H3,N2

MATRIX SPIKE & MATRIX SPIKE DUPLICATE: 3123109 3123110

Parameter	Units	50316506002 Result	MS Spike Conc.	MSD Spike Conc.	MS Result	MSD Result	MS % Rec	MSD % Rec	% Rec Limits	RPD	Max RPD	Qual
Iron, Ferrous	mg/L	ND	1	1	1.0	0.97	102	97	90-110	5	20	H3,N2

MATRIX SPIKE SAMPLE: 3123111

Parameter	Units	50316499003 Result	Spike Conc.	MS Result	MS % Rec	% Rec Limits	Qualifiers
Iron, Ferrous	mg/L	ND	1	0.98	98	90-110	H3,N2

Results presented on this page are in the units indicated by the "Units" column except where an alternate unit is presented to the right of the result.

REPORT OF LABORATORY ANALYSIS

This report shall not be reproduced, except in full,
without the written consent of Pace Analytical Services, LLC.

Pace Analytical Services, LLC
7726 Moller Road
Indianapolis, IN 46268
(317)228-3100

QUALITY CONTROL DATA

Project: Harding St Profile 1 Report 2
Pace Project No.: 50316495

QC Batch: 676251
QC Batch Method: EPA 353.2
Analysis Method: EPA 353.2
Analysis Description: 353.2 Nitrate + Nitrite, Unpres.
Laboratory: Pace Analytical Services - Indianapolis
Associated Lab Samples: 50316495001, 50316495002

METHOD BLANK: 3114048 Matrix: Water
Associated Lab Samples: 50316495001, 50316495002

Parameter	Units	Blank Result	Reporting Limit	Analyzed	Qualifiers
Nitrogen, Nitrate	mg/L	ND	0.10	05/14/22 09:04	
Nitrogen, Nitrite	mg/L	ND	0.10	05/14/22 09:04	

LABORATORY CONTROL SAMPLE: 3114049

Parameter	Units	Spike Conc.	LCS Result	LCS % Rec	% Rec Limits	Qualifiers
Nitrogen, Nitrate	mg/L	1	0.97	97	90-110	
Nitrogen, Nitrite	mg/L	1	0.98	98	90-110	

MATRIX SPIKE & MATRIX SPIKE DUPLICATE: 3114050 3114051

Parameter	Units	50316507001 Result	MS Spike Conc.	MSD Spike Conc.	MS Result	MSD Result	MS % Rec	MSD % Rec	% Rec Limits	RPD	Max RPD	Qual
Nitrogen, Nitrate	mg/L	0.84	1	1	1.9	1.9	102	102	90-110	0	20	
Nitrogen, Nitrite	mg/L	ND	1	1	0.97	0.97	97	97	90-110	1	20	

MATRIX SPIKE & MATRIX SPIKE DUPLICATE: 3114052 3114053

Parameter	Units	50316511002 Result	MS Spike Conc.	MSD Spike Conc.	MS Result	MSD Result	MS % Rec	MSD % Rec	% Rec Limits	RPD	Max RPD	Qual
Nitrogen, Nitrate	mg/L	ND	1	1	0.98	0.98	98	98	90-110	0	20	
Nitrogen, Nitrite	mg/L	ND	1	1	0.96	0.96	96	96	90-110	0	20	

Results presented on this page are in the units indicated by the "Units" column except where an alternate unit is presented to the right of the result.

REPORT OF LABORATORY ANALYSIS

This report shall not be reproduced, except in full,
without the written consent of Pace Analytical Services, LLC.

Pace Analytical Services, LLC
7726 Moller Road
Indianapolis, IN 46268
(317)228-3100

QUALITY CONTROL DATA

Project: Harding St Profile 1 Report 2
Pace Project No.: 50316495

QC Batch: 676638
QC Batch Method: EPA 365.1
Analysis Method: EPA 365.1
Analysis Description: 365.1 Total Phosphorus
Laboratory: Pace Analytical Services - Indianapolis
Associated Lab Samples: 50316495001, 50316495002

METHOD BLANK: 3115299 Matrix: Water
Associated Lab Samples: 50316495001, 50316495002

Parameter	Units	Blank Result	Reporting Limit	Analyzed	Qualifiers
Phosphate as P04	mg/L	ND	0.15	05/21/22 09:26	

LABORATORY CONTROL SAMPLE: 3115300

Parameter	Units	Spike Conc.	LCS Result	LCS % Rec	% Rec Limits	Qualifiers
Phosphate as P04	mg/L		1.5			

MATRIX SPIKE & MATRIX SPIKE DUPLICATE: 3115301 3115302

Parameter	Units	50316481022 Result	MS Spike Conc.	MSD Spike Conc.	MS Result	MSD Result	MS % Rec	MSD % Rec	% Rec Limits	RPD	Max RPD	Qual
Phosphate as P04	mg/L	0.38			1.8	1.8				2		

MATRIX SPIKE SAMPLE: 3115303

Parameter	Units	50316499001 Result	Spike Conc.	MS Result	MS % Rec	% Rec Limits	Qualifiers
Phosphate as P04	mg/L	ND		1.5			

Results presented on this page are in the units indicated by the "Units" column except where an alternate unit is presented to the right of the result.

REPORT OF LABORATORY ANALYSIS

This report shall not be reproduced, except in full,
without the written consent of Pace Analytical Services, LLC.

Pace Analytical Services, LLC
7726 Moller Road
Indianapolis, IN 46268
(317)228-3100

QUALITY CONTROL DATA

Project: Harding St Profile 1 Report 2
Pace Project No.: 50316495

QC Batch: 678177
QC Batch Method: SM 5310C
Analysis Method: SM 5310C
Analysis Description: 5310C Total Organic Carbon
Laboratory: Pace Analytical Services - Indianapolis
Associated Lab Samples: 50316495001

METHOD BLANK: 3122323 Matrix: Water
Associated Lab Samples: 50316495001

Parameter	Units	Blank Result	Reporting Limit	Analyzed	Qualifiers
Total Organic Carbon	mg/L	ND	1.0	05/24/22 21:03	

LABORATORY CONTROL SAMPLE: 3122324

Parameter	Units	Spike Conc.	LCS Result	LCS % Rec	% Rec Limits	Qualifiers
Total Organic Carbon	mg/L	10	10.1	101	90-110	

MATRIX SPIKE & MATRIX SPIKE DUPLICATE: 3122325 3122326

Parameter	Units	50316481022 Result	MS Spike Conc.	MSD Spike Conc.	MS Result	MSD Result	MS % Rec	MSD % Rec	% Rec Limits	RPD	Max RPD	Qual
Total Organic Carbon	mg/L	4.0	10	10	14.1	14.2	101	102	80-120	1	20	

MATRIX SPIKE SAMPLE: 3122327

Parameter	Units	50316495001 Result	Spike Conc.	MS Result	MS % Rec	% Rec Limits	Qualifiers
Total Organic Carbon	mg/L	2.9	10	13.2	103	80-120	

Results presented on this page are in the units indicated by the "Units" column except where an alternate unit is presented to the right of the result.

REPORT OF LABORATORY ANALYSIS

This report shall not be reproduced, except in full,
without the written consent of Pace Analytical Services, LLC.

Pace Analytical Services, LLC
7726 Moller Road
Indianapolis, IN 46268
(317)228-3100

QUALITY CONTROL DATA

Project: Harding St Profile 1 Report 2
Pace Project No.: 50316495

QC Batch: 678321
QC Batch Method: SM 5310C
Analysis Method: SM 5310C
Analysis Description: 5310C Total Organic Carbon
Laboratory: Pace Analytical Services - Indianapolis
Associated Lab Samples: 50316495002

METHOD BLANK: 3122816 Matrix: Water
Associated Lab Samples: 50316495002

Parameter	Units	Blank Result	Reporting Limit	Analyzed	Qualifiers
Total Organic Carbon	mg/L	ND	1.0	05/25/22 21:37	

LABORATORY CONTROL SAMPLE: 3122817

Parameter	Units	Spike Conc.	LCS Result	LCS % Rec	% Rec Limits	Qualifiers
Total Organic Carbon	mg/L	10	10.0	100	90-110	

MATRIX SPIKE & MATRIX SPIKE DUPLICATE: 3122818 3122819

Parameter	Units	50316506002 Result	MS Spike Conc.	MSD Spike Conc.	MS Result	MSD Result	MS % Rec	MSD % Rec	% Rec Limits	RPD	Max RPD	Qual
Total Organic Carbon	mg/L	1.4	10	10	11.6	11.5	102	102	80-120	0	20	

MATRIX SPIKE & MATRIX SPIKE DUPLICATE: 3122820 3122821

Parameter	Units	50316507001 Result	MS Spike Conc.	MSD Spike Conc.	MS Result	MSD Result	MS % Rec	MSD % Rec	% Rec Limits	RPD	Max RPD	Qual
Total Organic Carbon	mg/L	1.2	10	10	11.5	11.5	103	102	80-120	0	20	

Results presented on this page are in the units indicated by the "Units" column except where an alternate unit is presented to the right of the result.

REPORT OF LABORATORY ANALYSIS

This report shall not be reproduced, except in full,
without the written consent of Pace Analytical Services, LLC.

Pace Analytical Services, LLC
7726 Moller Road
Indianapolis, IN 46268
(317)228-3100

QUALITY CONTROL DATA

Project: Harding St Profile 1 Report 2
Pace Project No.: 50316495

QC Batch: 677653
QC Batch Method: SM 5310C
Analysis Method: SM 5310C
Analysis Description: 5310C Dissolved Organic Carbon
Laboratory: Pace Analytical Services - Indianapolis
Associated Lab Samples: 50316495001, 50316495002

METHOD BLANK: 3120515 Matrix: Water
Associated Lab Samples: 50316495001, 50316495002

Parameter	Units	Blank Result	Reporting Limit	Analyzed	Qualifiers
Dissolved Organic Carbon	mg/L	ND	1.0	05/23/22 09:11	

LABORATORY CONTROL SAMPLE: 3120516

Parameter	Units	Spike Conc.	LCS Result	LCS % Rec	% Rec Limits	Qualifiers
Dissolved Organic Carbon	mg/L	10	10.0	100	90-110	

MATRIX SPIKE & MATRIX SPIKE DUPLICATE: 3120517 3120518

Parameter	Units	50316506002 Result	MS Spike Conc.	MSD Spike Conc.	MS Result	MSD Result	MS % Rec	MSD % Rec	% Rec Limits	RPD	Max RPD	Qual
Dissolved Organic Carbon	mg/L	2.2	10	10	12.3	12.5	101	103	80-120	1	20	

MATRIX SPIKE & MATRIX SPIKE DUPLICATE: 3120519 3120520

Parameter	Units	50316507001 Result	MS Spike Conc.	MSD Spike Conc.	MS Result	MSD Result	MS % Rec	MSD % Rec	% Rec Limits	RPD	Max RPD	Qual
Dissolved Organic Carbon	mg/L	1.6	10	10	11.9	12.1	103	104	80-120	1	20	

Results presented on this page are in the units indicated by the "Units" column except where an alternate unit is presented to the right of the result.

REPORT OF LABORATORY ANALYSIS

This report shall not be reproduced, except in full,
without the written consent of Pace Analytical Services, LLC.

Pace Analytical Services, LLC
7726 Moller Road
Indianapolis, IN 46268
(317)228-3100

ANALYTICAL RESULTS - RADIOCHEMISTRY

Project: Harding St Profile 1 Report 2
Pace Project No.: 50316495

Sample: M-4 **Lab ID: 50316495001** Collected: 05/12/22 17:10 Received: 05/13/22 14:45 Matrix: Water
PWS: Site ID: Sample Type:

Parameters	Method	Act ± Unc (MDC) Carr Trac	Units	Analyzed	CAS No.	Qual
	Pace Analytical Services - Greensburg					
Radium-226	EPA 903.1	**0.571 ± 0.379 (0.442) C:NA T:81%**	pCi/L	06/27/22 16:44	13982-63-3	
	Pace Analytical Services - Greensburg					
Radium-228	EPA 904.0	**1.39 ± 0.561 (0.896) C:74% T:81%**	pCi/L	06/21/22 16:00	15262-20-1	
	Pace Analytical Services - Greensburg					
Total Radium	Total Radium Calculation	**1.96 ± 0.940 (1.34)**	pCi/L	07/01/22 17:37	7440-14-4	

This report shall not be reproduced, except in full,
without the written consent of Pace Analytical Services, LLC.

Pace Analytical Services, LLC
7726 Moller Road
Indianapolis, IN 46268
(317)228-3100

ANALYTICAL RESULTS - RADIOCHEMISTRY

Project: Harding St Profile 1 Report 2
Pace Project No.: 50316495

Sample: MW-106I **Lab ID: 50316495002** Collected: 05/12/22 15:00 Received: 05/13/22 14:45 Matrix: Water
PWS: Site ID: Sample Type:

Parameters	Method	Act ± Unc (MDC) Carr Trac	Units	Analyzed	CAS No.	Qual
	Pace Analytical Services - Greensburg					
Radium-226	EPA 903.1	**0.999 ± 0.451 (0.334) C:NA T:90%**	pCi/L	06/27/22 16:44	13982-63-3	
	Pace Analytical Services - Greensburg					
Radium-228	EPA 904.0	**0.731 ± 0.369 (0.624) C:75% T:90%**	pCi/L	06/21/22 16:00	15262-20-1	
	Pace Analytical Services - Greensburg					
Total Radium	Total Radium Calculation	**1.73 ± 0.820 (0.958)**	pCi/L	07/01/22 17:37	7440-14-4	

REPORT OF LABORATORY ANALYSIS

This report shall not be reproduced, except in full,
without the written consent of Pace Analytical Services, LLC.

Pace Analytical Services, LLC
7726 Moller Road
Indianapolis, IN 46268
(317)228-3100

QUALITY CONTROL - RADIOCHEMISTRY

Project: Harding St Profile 1 Report 2
Pace Project No.: 50316495

QC Batch: 510560
QC Batch Method: EPA 904.0
Analysis Method: EPA 904.0
Analysis Description: 904.0 Radium 228
Laboratory: Pace Analytical Services - Greensburg
Associated Lab Samples: 50316495001, 50316495002

METHOD BLANK: 2474591 Matrix: Water
Associated Lab Samples: 50316495001, 50316495002

Parameter	Act ± Unc (MDC) Carr Trac	Units	Analyzed	Qualifiers
Radium-228	0.140 ± 0.281 (0.619) C:75% T:91%	pCi/L	06/21/22 16:01	

Results presented on this page are in the units indicated by the "Units" column except where an alternate unit is presented to the right of the result.

REPORT OF LABORATORY ANALYSIS

This report shall not be reproduced, except in full,
without the written consent of Pace Analytical Services, LLC.

Pace Analytical Services, LLC
7726 Moller Road
Indianapolis, IN 46268
(317)228-3100

QUALITY CONTROL - RADIOCHEMISTRY

Project: Harding St Profile 1 Report 2
Pace Project No.: 50316495

QC Batch: 510558
QC Batch Method: EPA 903.1
Analysis Method: EPA 903.1
Analysis Description: 903.1 Radium-226
Laboratory: Pace Analytical Services - Greensburg
Associated Lab Samples: 50316495001, 50316495002

METHOD BLANK: 2474589 Matrix: Water
Associated Lab Samples: 50316495001, 50316495002

Parameter	Act ± Unc (MDC) Carr Trac	Units	Analyzed	Qualifiers
Radium-226	0.0499 ± 0.228 (0.135) C:NA T:91%	pCi/L	06/27/22 17:13	

Results presented on this page are in the units indicated by the "Units" column except where an alternate unit is presented to the right of the result.

REPORT OF LABORATORY ANALYSIS

This report shall not be reproduced, except in full,
without the written consent of Pace Analytical Services, LLC.

Pace Analytical Services, LLC
7726 Moller Road
Indianapolis, IN 46268
(317)228-3100

QUALIFIERS

Project: Harding St Profile 1 Report 2
Pace Project No.: 50316495

DEFINITIONS

DF - Dilution Factor, if reported, represents the factor applied to the reported data due to dilution of the sample aliquot.

ND - Not Detected at or above adjusted reporting limit.

TNTC - Too Numerous To Count

J - Estimated concentration above the adjusted method detection limit and below the adjusted reporting limit.

MDL - Adjusted Method Detection Limit.

PQL - Practical Quantitation Limit.

RL - Reporting Limit - The lowest concentration value that meets project requirements for quantitative data with known precision and bias for a specific analyte in a specific matrix.

S - Surrogate

1,2-Diphenylhydrazine decomposes to and cannot be separated from Azobenzene using Method 8270. The result for each analyte is a combined concentration.

Consistent with EPA guidelines, unrounded data are displayed and have been used to calculate % recovery and RPD values.

LCS(D) - Laboratory Control Sample (Duplicate)

MS(D) - Matrix Spike (Duplicate)

DUP - Sample Duplicate

RPD - Relative Percent Difference

NC - Not Calculable.

SG - Silica Gel - Clean-Up

U - Indicates the compound was analyzed for, but not detected.

N-Nitrosodiphenylamine decomposes and cannot be separated from Diphenylamine using Method 8270. The result reported for each analyte is a combined concentration.

Reported results are not rounded until the final step prior to reporting. Therefore, calculated parameters that are typically reported as "Total" may vary slightly from the sum of the reported component parameters.

Act - Activity

Unc - Uncertainty: SDWA = 1.96 sigma count uncertainty, all other matrices = Expanded Uncertainty (95% confidence interval). Gamma Spec = Expanded Uncertainty (95.4% Confidence Interval)

(MDC) - Minimum Detectable Concentration

Trac - Tracer Recovery (%)

Carr - Carrier Recovery (%)

Pace Analytical is TNI accredited. Contact your Pace PM for the current list of accredited analytes.

TNI - The NELAC Institute.

ANALYTE QUALIFIERS

B	Analyte was detected in the associated method blank.
D3	Sample was diluted due to the presence of high levels of non-target analytes or other matrix interference.
H3	Sample was received or analysis requested beyond the recognized method holding time.
M0	Matrix spike recovery and/or matrix spike duplicate recovery was outside laboratory control limits.
M3	Matrix spike recovery was outside laboratory control limits due to matrix interferences.
N2	The lab does not hold NELAC/TNI accreditation for this parameter but other accreditations/certifications may apply. A complete list of accreditations/certifications is available upon request.
P6	Matrix spike recovery was outside laboratory control limits due to a parent sample concentration notably higher than the spike level.

This report shall not be reproduced, except in full,
without the written consent of Pace Analytical Services, LLC.

Pace Analytical Services, LLC
7726 Moller Road
Indianapolis, IN 46268
(317)228-3100

QUALITY CONTROL DATA CROSS REFERENCE TABLE

Project: Harding St Profile 1 Report 2
Pace Project No.: 50316495

Lab ID	Sample ID	QC Batch Method	QC Batch	Analytical Method	Analytical Batch
50316495001	**M-4**	EPA 9056	678022		
50316495002	**MW-106I**	EPA 9056	678022		
50316495001	**M-4**	EPA 3010	677583	EPA 6010	678550
50316495002	**MW-106I**	EPA 3010	677583	EPA 6010	678550
50316495001	**M-4**	EPA 3010	677124	EPA 6010	677492
50316495002	**MW-106I**	EPA 3010	677124	EPA 6010	677492
50316495001	**M-4**	EPA 200.2	676701	EPA 6020	676994
50316495002	**MW-106I**	EPA 200.2	676701	EPA 6020	676994
50316495001	**M-4**	EPA 903.1	510558		
50316495002	**MW-106I**	EPA 903.1	510558		
50316495001	**M-4**	EPA 904.0	510560		
50316495002	**MW-106I**	EPA 904.0	510560		
50316495001	**M-4**	Total Radium Calculation	515968		
50316495002	**MW-106I**	Total Radium Calculation	515968		
50316495001	**M-4**	SM 2320B	677185		
50316495002	**MW-106I**	SM 2320B	677381		
50316495001	**M-4**	SM 2540C	677048		
50316495002	**MW-106I**	SM 2540C	677048		
50316495001	**M-4**	SM 4500-H+B	677473		
50316495002	**MW-106I**	SM 4500-H+B	677473		
50316495001	**M-4**	SM 4500-S2-D	676794		
50316495002	**MW-106I**	SM 4500-S2-D	676794		
50316495001	**M-4**	HACH 8146	678396		
50316495002	**MW-106I**	HACH 8146	678396		
50316495001	**M-4**	EPA 353.2	676251		
50316495002	**MW-106I**	EPA 353.2	676251		
50316495001	**M-4**	EPA 365.1	676638	EPA 365.1	677704
50316495002	**MW-106I**	EPA 365.1	676638	EPA 365.1	677704
50316495001	**M-4**	SM 5310C	678177		
50316495002	**MW-106I**	SM 5310C	678321		
50316495001	**M-4**	SM 5310C	677653		
50316495002	**MW-106I**	SM 5310C	677653		

This report shall not be reproduced, except in full,
without the written consent of Pace Analytical Services, LLC.

Pace Analytical
WWW.PACELABS.COM

CHAIN-OF-CUSTODY / Analytical Request Document

The Chain-of-Custody is a LEGAL DOCUMENT. All relevant fields must

Submitting a sample via this chain of custody constitutes acknowledgment and acceptance of the Pace Terms and Conditions found at https://info.pacelab

WO# : 50316495

50316495

Section A	Section B	Section C
Required Client Information:	**Required Project Information:**	**Invoice Information:**
Company: Atlas Indianapolis	Report To: Mark Breting	Attention: Accounts Payable - Paula Sedam
Address: 7988 Centerpoint Drive Suite 100	Copy To:	Company Name: Atlas Indianapolis
Indianapolis, IN 46256		Address:
Email: mark.breting@oneatlas.com	Purchase Order #:	Pace Quote:
Phone: (317)579-4082 Fax:	Project Name: Harding St Profile 1 Report 2	Pace Project Manager: Hayden Putt
Requested Due Date:	Project #:	Pace Profile #: 10498/16

State / Location: IN

Requested Analysis Filtered (Y/N)

SAMPLE ID
One Character per box.
(A-Z, 0-9 / , -)
Sample Ids must be unique

MATRIX	CODE
Drinking Water	DW
Water	WT
Waste Water	WW
Product	P
Soil/Solid	SL
Oil	OL
Wipe	WP
Air	AR
Other	OT
Tissue	TS

ITEM #	SAMPLE ID	MATRIX CODE (see valid codes to left)	SAMPLE TYPE (G=GRAB C=COMP)	COLLECTED START DATE	COLLECTED START TIME	COLLECTED END DATE	COLLECTED END TIME	SAMPLE TEMP AT COLLECTION	# OF CONTAINERS	Preservatives: Unpreserved	H2SO4	HNO3	HCl	NaOH + ZnAcetate	Na2S2O3	Methanol	Other	Analyses Test Y/N	TDS/ NO3,NO2-Wet	(Cl, F, SO4) by IC	Metals, Total*	Metals Diss. Field Filtered**	Rad-228	Rad-226	Alkalinity, Ferrous Iron, pH	TOC by 5310C	DOC by 5310C	Sulfide	Phosphate		Residual Chlorine (Y/N)	
																						Y					Y					
1	M-4	WT	G	5/12	1710				11	3	3	4		1					X	X	X	X	X	X	X	X	X	X			001
2	~~PZ-100S~~	WT							11	3	3	4		1					X	X	X	X	X	X	X	X	X	X			
3	~~PZ-100D~~	WT							11	3	3	4		1					X	X	X	X	X	X	X	X	X	X			
4	~~PZ-101S~~	WT							11	3	3	4		1					X	X	X	X	X	X	X	X	X	X			
5	~~PZ-101D~~	WT							11	3	3	4		1					X	X	X	X	X	X	X	X	X	X			
6	~~MW-102S~~	WT							11	3	3	4		1					X	X	X	X	X	X	X	X	X	X			
7	~~MW-102D~~	WT							11	3	3	4		1					X	X	X	X	X	X	X	X	X	X			
8	~~MW-103S~~	WT							11	3	3	4		1					X	X	X	X	X	X	X	X	X	X			
9	~~MW-103L~~	WT							11	3	3	4		1					X	X	X	X	X	X	X	X	X	X			
10	~~MW-103D~~	WT							11	3	3	4		1					X	X	X	X	X	X	X	X	X	X			
11	~~MW-104S~~	WT							11	3	3	4		1					X	X	X	X	X	X	X	X	X	X			
12	~~MW-104D~~	WT							11	3	3	4		1					X	X	X	X	X	X	X	X	X	X			

ADDITIONAL COMMENTS	RELINQUISHED BY / AFFILIATION	DATE	TIME	ACCEPTED BY / AFFILIATION	DATE	TIME
* Metals: 6010 (Al, Ba, B, Cd, Cr, Fe, Pb, Mn, Mo, Ca, Mg, Na, K, Li, SiO2)		5/13	0600			
6020 (Co, As, Se, Sb)				M. Nunez	5/13/22	1445
** Dissolved FF 6010 (Mo, Mn)						
Alkalinity = (Total , Bicarb & Carb)						

SAMPLE CONDITIONS			
TEMP in C	Received on Ice (Y/N)	Custody Sealed Cooler (Y/N)	Samples Intact (Y/N)
2.3	Y	N	Y

SAMPLER NAME AND SIGNATURE

PRINT Name of SAMPLER: P. Gregg Hopper

SIGNATURE of SAMPLER:

DATE Signed: 5/12/22

CHAIN-OF-CUSTODY / Analytical Request Document

Pace Analytical® WWW.PACELABS.COM

The Chain-of-Custody is a LEGAL DOCUMENT. All relevant fields must be completed accurately.

Submitting a sample via this chain of custody constitutes acknowledgment and acceptance of the Pace Terms and Conditions found at https://info.pacelabs.com/hubfs/pas-standard-terms.pdf.

Section A	Section B	Section C
Required Client Information:	**Required Project Information:**	**Invoice Information:**
Company: Atlas Indianapolis	Report To: Mark Breting	Attention: Accounts Payable - Paula Sedam
Address: 7988 Centerpoint Drive Suite 100	Copy To:	Company Name: Atlas Indianapolis
Indianapolis, IN 46256		Address:
Email: mark.breting@oneatlas.com	Purchase Order #:	Pace Quote:
Phone: (317)579-4082 Fax:	Project Name: Harding St Profile 1 Report 2	Pace Project Manager: Hayden Putt
Requested Due Date:	Project #:	Pace Profile #: 10498/16

Regulatory Agency

State / Location: IN

SAMPLE ID
One Character per box.
(A-Z, 0-9 / , -)
Sample Ids must be unique

MATRIX	CODE
Drinking Water	DW
Water	WT
Waste Water	WW
Product	P
Soil/Solid	SL
Oil	OL
Wipe	WP
Air	AR
Other	OT
Tissue	TS

Requested Analysis Filtered (Y/N)

ITEM #	SAMPLE ID	MATRIX CODE (see valid codes to left)	SAMPLE TYPE (G=GRAB C=COMP)	COLLECTED START DATE	COLLECTED START TIME	COLLECTED END DATE	COLLECTED END TIME	SAMPLE TEMP AT COLLECTION	# OF CONTAINERS	Preservatives: Unpreserved	H2SO4	HNO3	HCl	NaOH + ZnAcetate	Na2S2O3	Methanol	Other	Analyses Test Y/N	TDS/ NO3,NO2-Wet	(Cl, F, SO4) by IC	Metals, Total*	Metals Diss. Field Filtered**	Rad-228	Rad-226	Alkalinity, Ferrous Iron, pH	TOC by 5310C	DOC by 5310C	Sulfide	Phosphate		Residual Chlorine (Y/N)	
																		Y				Y										
13	~~MW-105S~~	WT							11	3	3	4		1					X	X	X	X	X	X	X	X	X	X			
14	~~MW-105I~~	WT							11	3	3	4		1					X	X	X	X	X	X	X	X	X	X			
15	~~MW-105D~~	WT							11	3	3	4		1					X	X	X	X	X	X	X	X	X	X			
16	~~MW-106S~~	WT							11	3	3	4		1					X	X	X	X	X	X	X	X	X	X			
17	MW-106I	WT	G	5/12	1500				11	3	3	4		1					X	X	X	X	X	X	X	X	X	X			502
18	~~MW-106D~~	WT							11	3	3	4		1					X	X	X	X	X	X	X	X	X	X			
19	~~MW-107S~~	WT							11	3	3	4		1					X	X	X	X	X	X	X	X	X	X			
20	~~MW-107I~~	WT							11	3	3	4		1					X	X	X	X	X	X	X	X	X	X			
21	~~MW-107D~~	WT							11	3	3	4		1					X	X	X	X	X	X	X	X	X	X			
22	~~MW-108S~~	WT							11	3	3	4		1					X	X	X	X	X	X	X	X	X	X			
23	~~MW-108D~~	WT							11	3	3	4		1					X	X	X	X	X	X	X	X	X	X			
24	~~DUP 3~~	WT							11	3	3	4		1					X	X	X	X	X	X	X	X	X	X			

ADDITIONAL COMMENTS	RELINQUISHED BY / AFFILIATION	DATE	TIME	ACCEPTED BY / AFFILIATION	DATE	TIME	SAMPLE CONDITIONS			
* Metals: 6010 (Al, Ba, B, Cd, Cr, Fe, Pb, Mn, Mo, Ca, Mg, Na, K, Li, SiO2)		5/13	0800		5/13/22	1335				
6020 (Co, As, Se, Sb)		5/13/22	0445	M. Nunez	5/13/22	1440	2.3	Y	N	Y
** Dissolved FF 6010 (Mo, Mn)										
Alkalinity = (Total , Bicarb & Carb)										

SAMPLER NAME AND SIGNATURE

PRINT Name of SAMPLER: P. Greg Hopper

SIGNATURE of SAMPLER: [signature] DATE Signed: 5/12/22

TEMP in C	Received on Ice (Y/N)	Custody Sealed Cooler (Y/N)	Samples Intact (Y/N)

F-IN-Q-290-rev.22, 22Apr2022

SAMPLE CONDITION UPON RECEIPT FORM

Date/Time and Initials of person examining contents: MW 5/13/22 1628

1. **Courier:** ☐ FED EX ☐ UPS ☐ CLIENT ☒ PACE ☐ USPS ☐ OTHER _____

2. **Custody Seal on Cooler/Box Present:** ☐ Yes ☒ No

(If yes)Seals Intact: ☐ Yes ☐ No **(leave blank if no seals were present)**

3. **Thermometer:** 1 2 3 4 5 6 A B C D E F

4. **Cooler Temperature(s):** 2.7 | 2.3 **(Initial/Corrected)** RECORD TEMPS OF ALL COOLERS RECEIVED (use Comments below to add more)

5. **Packing Material:** ☐ Bubble Wrap ☒ Bubble Bags ☐ None ☐ Other _____

6. **Ice Type:** ☒ Wet ☐ Blue ☐ None

7. **If temp. is over 6°C or under 0°C, was the PM notified?:** ☐ Yes ☐ No
Cooler temp should be above freezing to 6°C

All discrepancies will be written out in the comments section below.

	Yes	No		Yes	No	N/A
USDA Regulated Soils? (HI, ID, NY, WA, OR,CA, NM, TX, OK, AR, LA, TN, AL, MS, NC, SC, GA, FL, or Puerto Rico)		✓	All containers needing acid/base preservation have been pH CHECKED?: **Exceptions: VOA, coliform, LLHg, O&G, RAD CHEM, and any container with a septum cap or preserved with HCl.** **Circle:** **HNO3 (<2) H2SO4 (<2) NaOH (>10) NaOH/ZnAc (>9)** Any non-conformance to pH recommendations will be noted on the container count form	✓		
Short Hold Time Analysis (48 hours or less)? **Analysis:** Nitrates	✓					
Time 5035A TC placed in Freezer or Short Holds To Lab	Time: 16:38			Present	Absent	N/A
			Residual Chlorine Check (SVOC 625 Pest/PCB 608)			✓
Rush TAT Requested (4 days or less):		✓	Residual Chlorine Check (Total/Amenable/Free Cyanide)			✓
Custody Signatures Present?	✓		Headspace Wisconsin Sulfide?			✓
Containers Intact?:	✓		Headspace in VOA Vials (>6mm): See Containter Count form for details	Present	Absent	No VOA Vials Sent ✓
Sample Label (IDs/Dates/Times) Match COC?: Except TCs, which only require sample ID	✓		Trip Blank Present?		✓	
Extra labels on Terracore Vials? (soils only)			Trip Blank Custody Seals?:			✓

COMMENTS:

COC PAGE 1 of 1

Sample Container Count

SBS
DI
MeOH (only)
BK
Kit

** Place a RED dot on containers that are out of conformance **

COC Line Item	WGFU	R	DG9H VG9H	VOA VIAL HS (>6mm)	VG9U	DG9U	VG9T	AG0U	AG1H	AG1U	AG2U	AG3S	AG3SF	AG3C	BP1U	BP1N	BP2U	BP3U	BP3N	BP3F	BP3S	BP3B	BP3Z	CG3H	Syringe Kit			Matrix	HNO3/ H2SO4 pH <2	NaOH/ ZNAc pH >9	NaOH pH>10
1												1	1			2	1	2	1	1	1		1					WT	✓	✓	
2																															
3																															
4																															
5																															
6																															
7																															
8																															
9																															
10																															
11																															
12																															

Container Codes

Glass

DG9H	40mL HCl amber voa vial	BG1T	1L Na Thiosulfate clear glass	BP1B	1L NaOH plastic
DG9P	40mL TSP amber vial	BG1U	1L unpreserved glass	BP1N	1L HNO3 plastic
DG9S	40mL H2SO4 amber vial	BG3H	250mL HCl Clear Glass	BP1S	1L H2SO4 plastic
DG9T	40mL Na Thio amber vial	BG3U	250mL Unpres Clear Glass	BP1U	1L unpreserved plastic
DG9U	40mL unpreserved amber vial	AG0U	100mL unpres amber glass	BP1Z	1L NaOH, Zn, Ac
VG9H	40mL HCl clear vial	AG1H	1L HCl amber glass	BP2N	500mL HNO3 plastic
VG9T	40mL Na Thio. clear vial	AG1S	1L H2SO4 amber glass	BP2C	500mL NaOH plastic
VG9U	40mL unpreserved clear vial	AG1T	1L Na Thiosulfate amber glass	BP2S	500mL H2SO4 plastic
I	40mL w/hexane wipe vial	AG1U	1liter unpres amber glass	BP2U	500mL unpreserved plastic
WGKU	8oz unpreserved clear jar	AG2N	500mL HNO3 amber glass	BP2Z	500mL NaOH, Zn Ac
WGFU	4oz clear soil jar	AG2S	500mL H2SO4 amber glass	BP3B	250mL NaOH plastic
JGFU	4oz unpreserved amber wide	AG2U	500mL unpres amber glass	BP3N	250mL HNO3 plastic
CG3H	250mL clear glass HCl	AG3S	250mL H2SO4 amber glass	BP3F	250mL HNO3 plastic-field filtered
BG1H	1L HCl clear glass	AG3SF	250mL H2SO4 amb glass -field filtered	BP3U	250mL unpreserved plastic
BG1S	1L H2SO4 clear glass	AG3U	250mL unpres amber glass	BP3S	250mL H2SO4 plastic
GN	General	AG3C	250mL NaOH amber glass	BP3Z	250mL NaOH, ZnAc plastic

Plastic / Misc.

BP4U	125mL unpreserved plastic
BP4N	125mL HNO3 plastic
BP4S	125mL H2SO4 plastic

Syringe Kit	LL Cr+6 sampling kit

AF	Air Filter
C	Air Cassettes
R	Terracore kit
SP5T	120mL Coliform Na Thiosulfate
U	Summa Can
ZPLC	Ziploc Bag

WT		Water	
SL		Solid	
NAL	OL	Non-aqueous liquid	Oil
WP		Wipe	

COC PAGE 2 of 2

Sample Container Count

** Place a RED dot on containers that are out of conformance **

COC Line Item	WGFU	SBS / DI / MeOH (only) / BK / Kit R	DG9H VG9H	VOA VIAL HS (>6mm)	VG9U	DG9U	VG9T	AG0U	AG1H	AG1U	AG2U	AG3S	AG3SF	AG3C	BP1U	BP1N	BP2U	BP3U	BP3N	BP3F	BP3S	BP3B	BP3Z	CG3H	Syringe Kit			Matrix	HNO3/ H2SO4 pH <2	NaOH/ ZNAc pH >9	NaOH pH>10
1																															
2																															
3																															
4																															
5												1	1			2	1	2	1	1	1		1					WT	✓	✓	
6																															
7																															
8																															
9																															
10																															
11																															
12																															

Container Codes

Glass

DG9H	40mL HCl amber voa vial	BG1T	1L Na Thiosulfate clear glass
DG9P	40mL TSP amber vial	BG1U	1L unpreserved glass
DG9S	40mL H2SO4 amber vial	BG3H	250mL HCl Clear Glass
DG9T	40mL Na Thio amber vial	BG3U	250mL Unpres Clear Glass
DG9U	40mL unpreserved amber vial	AG0U	100mL unpres amber glass
VG9H	40mL HCl clear vial	AG1H	1L HCl amber glass
VG9T	40mL Na Thio. clear vial	AG1S	1L H2SO4 amber glass
VG9U	40mL unpreserved clear vial	AG1T	1L Na Thiosulfate amber glass
I	40mL w/hexane wipe vial	AG1U	1liter unpres amber glass
WGKU	8oz unpreserved clear jar	AG2N	500mL HNO3 amber glass
WGFU	4oz clear soil jar	AG2S	500mL H2SO4 amber glass
JGFU	4oz unpreserved amber wide	AG2U	500mL unpres amber glass
CG3H	250mL clear glass HCl	AG3S	250mL H2SO4 amber glass
BG1H	1L HCl clear glass	AG3SF	250mL H2SO4 amb glass -field filtered
BG1S	1L H2SO4 clear glass	AG3U	250mL unpres amber glass
GN	General	AG3C	250mL NaOH amber glass

Plastic / Misc.

BP1B	1L NaOH plastic
BP1N	1L HNO3 plastic
BP1S	1L H2SO4 plastic
BP1U	1L unpreserved plastic
BP1Z	1L NaOH, Zn, Ac
BP2N	500mL HNO3 plastic
BP2C	500mL NaOH plastic
BP2S	500mL H2SO4 plastic
BP2U	500mL unpreserved plastic
BP2Z	500mL NaOH, Zn Ac
BP3B	250mL NaOH plastic
BP3N	250mL HNO3 plastic
BP3F	250mL HNO3 plastic-field filtered
BP3U	250mL unpreserved plastic
BP3S	250mL H2SO4 plastic
BP3Z	250mL NaOH, ZnAc plastic

BP4U	125mL unpreserved plastic
BP4N	125mL HNO3 plastic
BP4S	125mL H2SO4 plastic

Syringe Kit	LL Cr+6 sampling kit

AF	Air Filter
C	Air Cassettes
R	Terracore kit
SP5T	120mL Coliform Na Thiosulfate
U	Summa Can
ZPLC	Ziploc Bag

WT		Water	
SL		Solid	
NAL	OL	Non-aqueous liquid	Oil
WP		Wipe	

Pace Analytical Services, LLC
7726 Moller Road
Indianapolis, IN 46268
(317)228-3100

August 01, 2022

Mr. Mark Breting
ATC Group Services
7988 Centerpoint Drive
Suite 100
Indianapolis, IN 46256

RE: Project: Harding St Profile 1 Report 1
Pace Project No.: 50316507

Dear Mr. Breting:

Enclosed are the analytical results for sample(s) received by the laboratory on May 13, 2022. The results relate only to the samples included in this report. Results reported herein conform to the applicable TNI/NELAC Standards and the laboratory's Quality Manual, where applicable, unless otherwise noted in the body of the report.

The test results provided in this final report were generated by each of the following laboratories within the Pace Network:

- Pace Analytical Services - Indianapolis
- Pace Analytical Services - Greensburg

If you have any questions concerning this report, please feel free to contact me.

Sincerely,

Hayden Putt
hayden.putt@pacelabs.com
(317)228-3145
Project Manager

Enclosures

cc: Mr. Robert Miller, Haley & Aldrich

This report shall not be reproduced, except in full,
without the written consent of Pace Analytical Services, LLC.

Pace Analytical Services, LLC
7726 Moller Road
Indianapolis, IN 46268
(317)228-3100

CERTIFICATIONS

Project: Harding St Profile 1 Report 1
Pace Project No.: 50316507

Pace Analytical Services Pennsylvania

1638 Roseytown Rd Suites 2,3&4, Greensburg, PA 15601
ANAB DOD-ELAP Rad Accreditation #: L2417
Alabama Certification #: 41590
Arizona Certification #: AZ0734
Arkansas Certification
California Certification #: 04222CA
Colorado Certification #: PA01547
Connecticut Certification #: PH-0694
Delaware Certification
EPA Region 4 DW Rad
Florida/TNI Certification #: E87683
Georgia Certification #: C040
Florida: Cert E871149 SEKS WET
Guam Certification
Hawaii Certification
Idaho Certification
Illinois Certification
Indiana Certification
Iowa Certification #: 391
Kansas/TNI Certification #: E-10358
Kentucky Certification #: KY90133
KY WW Permit #: KY0098221
KY WW Permit #: KY0000221
Louisiana DHH/TNI Certification #: LA180012
Louisiana DEQ/TNI Certification #: 4086
Maine Certification #: 2017020
Maryland Certification #: 308
Massachusetts Certification #: M-PA1457
Michigan/PADEP Certification #: 9991
Missouri Certification #: 235
Montana Certification #: Cert0082
Nebraska Certification #: NE-OS-29-14
Nevada Certification #: PA014572018-1
New Hampshire/TNI Certification #: 297617
New Jersey/TNI Certification #: PA051
New Mexico Certification #: PA01457
New York/TNI Certification #: 10888
North Carolina Certification #: 42706
North Dakota Certification #: R-190
Ohio EPA Rad Approval: #41249
Oregon/TNI Certification #: PA200002-010
Pennsylvania/TNI Certification #: 65-00282
Puerto Rico Certification #: PA01457
Rhode Island Certification #: 65-00282
South Dakota Certification
Tennessee Certification #: 02867
Texas/TNI Certification #: T104704188-17-3
Utah/TNI Certification #: PA014572017-9
USDA Soil Permit #: P330-17-00091
Vermont Dept. of Health: ID# VT-0282
Virgin Island/PADEP Certification
Virginia/VELAP Certification #: 460198
Washington Certification #: C868
West Virginia DEP Certification #: 143
West Virginia DHHR Certification #: 9964C
Wisconsin Approve List for Rad
Wyoming Certification #: 8TMS-L

Pace Analytical Services Indianapolis

7726 Moller Road, Indianapolis, IN 46268
Illinois Accreditation #: 200074
Indiana Drinking Water Laboratory #: C-49-06
Kansas/TNI Certification #: E-10177
Kentucky UST Agency Interest #: 80226
Kentucky WW Laboratory ID #: 98019
Michigan Drinking Water Laboratory #9050
Ohio VAP Certified Laboratory #: CL0065
Oklahoma Laboratory #: 9204
Texas Certification #: T104704355
Wisconsin Laboratory #: 999788130
USDA Soil Permit #: P330-19-00257

REPORT OF LABORATORY ANALYSIS

This report shall not be reproduced, except in full,
without the written consent of Pace Analytical Services, LLC.

Pace Analytical Services, LLC
7726 Moller Road
Indianapolis, IN 46268
(317)228-3100

SAMPLE SUMMARY

Project: Harding St Profile 1 Report 1
Pace Project No.: 50316507

Lab ID	Sample ID	Matrix	Date Collected	Date Received
50316507001	**MW-8S**	Water	05/13/22 13:35	05/13/22 16:00
50316507002	**MW-8S MS**	Water	05/13/22 13:35	05/13/22 16:00
50316507003	**MW-8S MSD**	Water	05/13/22 13:35	05/13/22 16:00
50316507004	**Field Blank 1**	Water	05/13/22 14:45	05/13/22 16:00

This report shall not be reproduced, except in full,
without the written consent of Pace Analytical Services, LLC.

Pace Analytical Services, LLC
7726 Moller Road
Indianapolis, IN 46268
(317)228-3100

SAMPLE ANALYTE COUNT

Project: Harding St Profile 1 Report 1
Pace Project No.: 50316507

Lab ID	Sample ID	Method	Analysts	Analytes Reported	Laboratory
50316507001	**MW-8S**	EPA 9056	RMR	3	PASI-I
		EPA 6010	MTM	15	PASI-I
		EPA 6010	JPK	2	PASI-I
		EPA 6020	CAW	6	PASI-I
		EPA 7470	ILP	1	PASI-I
		EPA 903.1	SLC	1	PASI-PA
		EPA 904.0	VAL	1	PASI-PA
		Total Radium Calculation	JAL	1	PASI-PA
		SM 2320B	TAY	3	PASI-I
		SM 2540C	BSW	1	PASI-I
		SM 4500-H+B	TRK	1	PASI-I
		SM 4500-S2-D	SWJ	1	PASI-I
		HACH 8146	ZM	1	PASI-I
		EPA 353.2	OAS	2	PASI-I
		EPA 365.1	ZM	1	PASI-I
		SM 5310C	MMS	1	PASI-I
		SM 5310C	ZM	1	PASI-I
50316507002	**MW-8S MS**	EPA 903.1	SLC	1	PASI-PA
		EPA 904.0	VAL	1	PASI-PA
50316507003	**MW-8S MSD**	EPA 903.1	SLC	1	PASI-PA
		EPA 904.0	VAL	1	PASI-PA
50316507004	**Field Blank 1**	EPA 9056	RMR	3	PASI-I
		EPA 6010	MTM	15	PASI-I
		EPA 6020	CAW	6	PASI-I
		EPA 7470	ILP	1	PASI-I
		EPA 903.1	SLC	1	PASI-PA
		EPA 904.0	VAL	1	PASI-PA
		Total Radium Calculation	JAL	1	PASI-PA
		SM 2320B	TAY	3	PASI-I
		SM 2540C	BSW	1	PASI-I
		SM 4500-H+B	TRK	1	PASI-I
		SM 4500-S2-D	SWJ	1	PASI-I
		HACH 8146	ZM	1	PASI-I
		EPA 353.2	OAS	2	PASI-I
		EPA 365.1	ZM	1	PASI-I
		SM 5310C	MMS	1	PASI-I

REPORT OF LABORATORY ANALYSIS

This report shall not be reproduced, except in full,
without the written consent of Pace Analytical Services, LLC.

Pace Analytical Services, LLC
7726 Moller Road
Indianapolis, IN 46268
(317)228-3100

SAMPLE ANALYTE COUNT

Project: Harding St Profile 1 Report 1
Pace Project No.: 50316507

Lab ID	Sample ID	Method	Analysts	Analytes Reported	Laboratory

PASI-I = Pace Analytical Services - Indianapolis
PASI-PA = Pace Analytical Services - Greensburg

This report shall not be reproduced, except in full,
without the written consent of Pace Analytical Services, LLC.

Pace Analytical Services, LLC
7726 Moller Road
Indianapolis, IN 46268
(317)228-3100

SUMMARY OF DETECTION

Project: Harding St Profile 1 Report 1
Pace Project No.: 50316507

Lab Sample ID / Method	Client Sample ID / Parameters	Result	Units	Report Limit	Analyzed	Qualifiers
50316507001	**MW-8S**					
EPA 9056	Chloride	96.8	mg/L	2.5	05/27/22 03:27	
EPA 9056	Sulfate	571	mg/L	25.0	05/27/22 04:18	
EPA 6010	Barium	36.8	ug/L	10.0	05/26/22 13:00	
EPA 6010	Boron	8280	ug/L	100	05/26/22 13:00	
EPA 6010	Calcium	232000	ug/L	2000	05/26/22 14:37	
EPA 6010	Lithium	101	ug/L	20.0	05/26/22 13:00	
EPA 6010	Magnesium	70800	ug/L	1000	05/26/22 13:00	
EPA 6010	Manganese	18.3	ug/L	10.0	05/26/22 13:00	
EPA 6010	Molybdenum	165	ug/L	10.0	05/26/22 13:00	
EPA 6010	Potassium	15300	ug/L	1000	05/26/22 13:00	
EPA 6010	Silica	12200	ug/L	450	05/26/22 13:00	N2
EPA 6010	Sodium	89200	ug/L	1000	05/26/22 13:00	
EPA 6010	Manganese, Dissolved	19.1	ug/L	10.0	05/26/22 00:53	
EPA 6010	Molybdenum, Dissolved	177	ug/L	10.0	05/26/22 00:53	
EPA 6020	Selenium	5.2	ug/L	1.0	05/21/22 05:08	
EPA 903.1	Radium-226	0.0805 ± 0.250 (0.483) C:NA T:98%	pCi/L		06/27/22 11:09	
EPA 904.0	Radium-228	0.514 ± 0.334 (0.621) C:69% T:98%	pCi/L		06/21/22 11:42	
Total Radium Calculation	Total Radium	0.595 ± 0.584 (1.10)	pCi/L		06/27/22 17:40	
SM 2320B	Alkalinity, Total as CaCO3	436	mg/L	2.0	05/20/22 19:54	
SM 2320B	Alkalinity,Bicarbonate (CaCO3)	436	mg/L	2.0	05/20/22 19:54	
SM 2540C	Total Dissolved Solids	1440	mg/L	20.0	05/19/22 15:32	
SM 4500-H+B	pH at 25 Degrees C	6.9	Std. Units	0.10	05/20/22 19:55	H3
EPA 353.2	Nitrogen, Nitrate	0.84	mg/L	0.10	05/14/22 09:41	
SM 5310C	Total Organic Carbon	1.2	mg/L	1.0	05/26/22 00:57	
SM 5310C	Dissolved Organic Carbon	1.6	mg/L	1.0	05/23/22 20:36	
50316507002	**MW-8S MS**					
EPA 903.1	Radium-226	74.98 %REC ± NA (NA) C:NA T:NA%	pCi/L		06/27/22 11:09	
EPA 904.0	Radium-228	89.84 %REC ± NA (NA) C:NA T:NA	pCi/L		06/21/22 11:42	

REPORT OF LABORATORY ANALYSIS

This report shall not be reproduced, except in full,
without the written consent of Pace Analytical Services, LLC.

Pace Analytical Services, LLC
7726 Moller Road
Indianapolis, IN 46268
(317)228-3100

SUMMARY OF DETECTION

Project: Harding St Profile 1 Report 1
Pace Project No.: 50316507

Lab Sample ID / Method	Client Sample ID / Parameters	Result	Units	Report Limit	Analyzed	Qualifiers
50316507003	**MW-8S MSD**					
EPA 903.1	Radium-226	102.14 %REC 30.66 RPD ± NA (NA) C:NA T:NA%	pCi/L		06/27/22 11:09	
EPA 904.0	Radium-228	102.05 %REC 12.72 RPD ± NA (NA) C:NA T:NA	pCi/L		06/21/22 11:42	
50316507004	**Field Blank 1**					
EPA 903.1	Radium-226	-0.0457 ± 0.208 (0.491) C:NA T:93%	pCi/L		06/27/22 11:09	
EPA 904.0	Radium-228	0.392 ± 0.311 (0.612) C:78% T:93%	pCi/L		06/21/22 11:42	
Total Radium Calculation	Total Radium	0.392 ± 0.519 (1.10)	pCi/L		06/27/22 17:40	
SM 2320B	Alkalinity, Total as CaCO3	7.6	mg/L	2.0	05/20/22 19:54	
SM 2320B	Alkalinity,Bicarbonate (CaCO3)	7.6	mg/L	2.0	05/20/22 19:54	
SM 4500-H+B	pH at 25 Degrees C	5.6	Std. Units	0.10	05/20/22 19:57	H3

REPORT OF LABORATORY ANALYSIS

This report shall not be reproduced, except in full,
without the written consent of Pace Analytical Services, LLC.

Pace Analytical Services, LLC
7726 Moller Road
Indianapolis, IN 46268
(317)228-3100

ANALYTICAL RESULTS

Project: Harding St Profile 1 Report 1
Pace Project No.: 50316507

Sample: MW-8S **Lab ID: 50316507001** Collected: 05/13/22 13:35 Received: 05/13/22 16:00 Matrix: Water

Parameters	Results	Units	Report Limit	DF	Prepared	Analyzed	CAS No.	Qual
9056 IC Anions	Analytical Method: EPA 9056							
	Pace Analytical Services - Indianapolis							
Chloride	**96.8**	mg/L	2.5	10		05/27/22 03:27	16887-00-6	
Fluoride	ND	mg/L	0.10	1		05/27/22 02:36	16984-48-8	
Sulfate	**571**	mg/L	25.0	100		05/27/22 04:18	14808-79-8	
6010 MET ICP	Analytical Method: EPA 6010 Preparation Method: EPA 3010							
	Pace Analytical Services - Indianapolis							
Aluminum	ND	ug/L	200	1	05/25/22 08:57	05/26/22 13:00	7429-90-5	
Barium	**36.8**	ug/L	10.0	1	05/25/22 08:57	05/26/22 13:00	7440-39-3	
Boron	**8280**	ug/L	100	1	05/25/22 08:57	05/26/22 13:00	7440-42-8	
Cadmium	ND	ug/L	2.0	1	05/25/22 08:57	05/26/22 13:00	7440-43-9	
Calcium	**232000**	ug/L	2000	2	05/25/22 08:57	05/26/22 14:37	7440-70-2	
Chromium	ND	ug/L	10.0	1	05/25/22 08:57	05/26/22 13:00	7440-47-3	
Iron	ND	ug/L	100	1	05/25/22 08:57	05/26/22 13:00	7439-89-6	
Lead	ND	ug/L	10.0	1	05/25/22 08:57	05/26/22 13:00	7439-92-1	
Lithium	**101**	ug/L	20.0	1	05/25/22 08:57	05/26/22 13:00	7439-93-2	
Magnesium	**70800**	ug/L	1000	1	05/25/22 08:57	05/26/22 13:00	7439-95-4	
Manganese	**18.3**	ug/L	10.0	1	05/25/22 08:57	05/26/22 13:00	7439-96-5	
Molybdenum	**165**	ug/L	10.0	1	05/25/22 08:57	05/26/22 13:00	7439-98-7	
Potassium	**15300**	ug/L	1000	1	05/25/22 08:57	05/26/22 13:00	7440-09-7	
Silica	**12200**	ug/L	450	1	05/25/22 08:57	05/26/22 13:00	7631-86-9	N2
Sodium	**89200**	ug/L	1000	1	05/25/22 08:57	05/26/22 13:00	7440-23-5	
6010 MET ICP, Dissolved	Analytical Method: EPA 6010 Preparation Method: EPA 3010							
	Pace Analytical Services - Indianapolis							
Manganese, Dissolved	**19.1**	ug/L	10.0	1	05/24/22 09:09	05/26/22 00:53	7439-96-5	
Molybdenum, Dissolved	**177**	ug/L	10.0	1	05/24/22 09:09	05/26/22 00:53	7439-98-7	
6020 MET ICPMS	Analytical Method: EPA 6020 Preparation Method: EPA 200.2							
	Pace Analytical Services - Indianapolis							
Antimony	ND	ug/L	1.0	1	05/19/22 08:05	05/21/22 05:08	7440-36-0	
Arsenic	ND	ug/L	1.0	1	05/19/22 08:05	05/21/22 05:08	7440-38-2	
Beryllium	ND	ug/L	0.20	1	05/19/22 08:05	05/21/22 05:08	7440-41-7	
Cobalt	ND	ug/L	1.0	1	05/19/22 08:05	05/21/22 05:08	7440-48-4	
Selenium	**5.2**	ug/L	1.0	1	05/19/22 08:05	05/21/22 05:08	7782-49-2	
Thallium	ND	ug/L	1.0	1	05/19/22 08:05	05/21/22 05:08	7440-28-0	
7470 Mercury	Analytical Method: EPA 7470 Preparation Method: EPA 7470							
	Pace Analytical Services - Indianapolis							
Mercury	ND	ug/L	0.20	1	05/19/22 21:17	05/20/22 16:37	7439-97-6	
2320B Alkalinity	Analytical Method: SM 2320B							
	Pace Analytical Services - Indianapolis							
Alkalinity, Total as CaCO3	**436**	mg/L	2.0	1		05/20/22 19:54		
Alkalinity,Bicarbonate (CaCO3)	**436**	mg/L	2.0	1		05/20/22 19:54		
Alkalinity,Carbonate (CaCO3)	ND	mg/L	2.0	1		05/20/22 19:54		

REPORT OF LABORATORY ANALYSIS

This report shall not be reproduced, except in full,
without the written consent of Pace Analytical Services, LLC.

Pace Analytical Services, LLC
7726 Moller Road
Indianapolis, IN 46268
(317)228-3100

ANALYTICAL RESULTS

Project: Harding St Profile 1 Report 1
Pace Project No.: 50316507

Sample: MW-8S **Lab ID: 50316507001** Collected: 05/13/22 13:35 Received: 05/13/22 16:00 Matrix: Water

Parameters	Results	Units	Report Limit	DF	Prepared	Analyzed	CAS No.	Qual
2540C Total Dissolved Solids	Analytical Method: SM 2540C Pace Analytical Services - Indianapolis							
Total Dissolved Solids	**1440**	mg/L	20.0	1		05/19/22 15:32		
4500H+ pH, Electrometric	Analytical Method: SM 4500-H+B Pace Analytical Services - Indianapolis							
pH at 25 Degrees C	**6.9**	Std. Units	0.10	1		05/20/22 19:55		H3
4500S2D Sulfide Water	Analytical Method: SM 4500-S2-D Pace Analytical Services - Indianapolis							
Sulfide	ND	mg/L	0.10	1		05/18/22 09:54	18496-25-8	
Iron, Ferrous	Analytical Method: HACH 8146 Pace Analytical Services - Indianapolis							
Iron, Ferrous	ND	mg/L	0.20	1		05/25/22 22:45	15438-31-0	H3,N2
353.2 Nitrogen, NO2/NO3 unpres	Analytical Method: EPA 353.2 Pace Analytical Services - Indianapolis							
Nitrogen, Nitrate	**0.84**	mg/L	0.10	1		05/14/22 09:41	14797-55-8	
Nitrogen, Nitrite	ND	mg/L	0.10	1		05/14/22 09:41	14797-65-0	
365.1 Total Phosphorus	Analytical Method: EPA 365.1 Preparation Method: EPA 365.1 Pace Analytical Services - Indianapolis							
Phosphate as P04	ND	mg/L	0.15	1	05/17/22 14:30	05/21/22 09:56		
5310C TOC	Analytical Method: SM 5310C Pace Analytical Services - Indianapolis							
Total Organic Carbon	**1.2**	mg/L	1.0	1		05/26/22 00:57	7440-44-0	
5310C Dissolved Organic Carbon	Analytical Method: SM 5310C Pace Analytical Services - Indianapolis							
Dissolved Organic Carbon	**1.6**	mg/L	1.0	1		05/23/22 20:36		

REPORT OF LABORATORY ANALYSIS

This report shall not be reproduced, except in full,
without the written consent of Pace Analytical Services, LLC.

Pace Analytical Services, LLC
7726 Moller Road
Indianapolis, IN 46268
(317)228-3100

ANALYTICAL RESULTS

Project: Harding St Profile 1 Report 1
Pace Project No.: 50316507

Sample: Field Blank 1 **Lab ID: 50316507004** Collected: 05/13/22 14:45 Received: 05/13/22 16:00 Matrix: Water

Parameters	Results	Units	Report Limit	DF	Prepared	Analyzed	CAS No.	Qual
9056 IC Anions	Analytical Method: EPA 9056							
	Pace Analytical Services - Indianapolis							
Chloride	ND	mg/L	0.25	1		05/27/22 05:43	16887-00-6	
Fluoride	ND	mg/L	0.10	1		05/27/22 05:43	16984-48-8	
Sulfate	ND	mg/L	0.25	1		05/27/22 05:43	14808-79-8	
6010 MET ICP	Analytical Method: EPA 6010 Preparation Method: EPA 3010							
	Pace Analytical Services - Indianapolis							
Aluminum	ND	ug/L	200	1	05/25/22 08:57	05/26/22 13:06	7429-90-5	
Barium	ND	ug/L	10.0	1	05/25/22 08:57	05/26/22 13:06	7440-39-3	
Boron	ND	ug/L	100	1	05/25/22 08:57	05/26/22 13:06	7440-42-8	
Cadmium	ND	ug/L	2.0	1	05/25/22 08:57	05/26/22 13:06	7440-43-9	
Calcium	ND	ug/L	1000	1	05/25/22 08:57	05/26/22 13:06	7440-70-2	
Chromium	ND	ug/L	10.0	1	05/25/22 08:57	05/26/22 13:06	7440-47-3	
Iron	ND	ug/L	100	1	05/25/22 08:57	05/26/22 13:06	7439-89-6	
Lead	ND	ug/L	10.0	1	05/25/22 08:57	05/26/22 13:06	7439-92-1	
Lithium	ND	ug/L	20.0	1	05/25/22 08:57	05/26/22 13:06	7439-93-2	
Magnesium	ND	ug/L	1000	1	05/25/22 08:57	05/26/22 13:06	7439-95-4	
Manganese	ND	ug/L	10.0	1	05/25/22 08:57	05/26/22 13:06	7439-96-5	
Molybdenum	ND	ug/L	10.0	1	05/25/22 08:57	05/26/22 13:06	7439-98-7	
Potassium	ND	ug/L	1000	1	05/25/22 08:57	05/26/22 13:06	7440-09-7	
Silica	ND	ug/L	450	1	05/25/22 08:57	05/26/22 13:06	7631-86-9	N2
Sodium	ND	ug/L	1000	1	05/25/22 08:57	05/26/22 13:06	7440-23-5	
6020 MET ICPMS	Analytical Method: EPA 6020 Preparation Method: EPA 200.2							
	Pace Analytical Services - Indianapolis							
Antimony	ND	ug/L	1.0	1	05/19/22 08:05	05/21/22 05:32	7440-36-0	
Arsenic	ND	ug/L	1.0	1	05/19/22 08:05	05/21/22 05:32	7440-38-2	
Beryllium	ND	ug/L	0.20	1	05/19/22 08:05	05/21/22 05:32	7440-41-7	
Cobalt	ND	ug/L	1.0	1	05/19/22 08:05	05/21/22 05:32	7440-48-4	
Selenium	ND	ug/L	1.0	1	05/19/22 08:05	05/21/22 05:32	7782-49-2	
Thallium	ND	ug/L	1.0	1	05/19/22 08:05	05/21/22 05:32	7440-28-0	
7470 Mercury	Analytical Method: EPA 7470 Preparation Method: EPA 7470							
	Pace Analytical Services - Indianapolis							
Mercury	ND	ug/L	0.20	1	05/19/22 21:17	05/20/22 16:44	7439-97-6	
2320B Alkalinity	Analytical Method: SM 2320B							
	Pace Analytical Services - Indianapolis							
Alkalinity, Total as CaCO3	**7.6**	mg/L	2.0	1		05/20/22 19:54		
Alkalinity,Bicarbonate (CaCO3)	**7.6**	mg/L	2.0	1		05/20/22 19:54		
Alkalinity,Carbonate (CaCO3)	ND	mg/L	2.0	1		05/20/22 19:54		
2540C Total Dissolved Solids	Analytical Method: SM 2540C							
	Pace Analytical Services - Indianapolis							
Total Dissolved Solids	ND	mg/L	10.0	1		05/19/22 15:16		PL

REPORT OF LABORATORY ANALYSIS

This report shall not be reproduced, except in full,
without the written consent of Pace Analytical Services, LLC.

Pace Analytical Services, LLC
7726 Moller Road
Indianapolis, IN 46268
(317)228-3100

ANALYTICAL RESULTS

Project: Harding St Profile 1 Report 1
Pace Project No.: 50316507

Sample: Field Blank 1 **Lab ID: 50316507004** Collected: 05/13/22 14:45 Received: 05/13/22 16:00 Matrix: Water

Parameters	Results	Units	Report Limit	DF	Prepared	Analyzed	CAS No.	Qual
4500H+ pH, Electrometric	Analytical Method: SM 4500-H+B Pace Analytical Services - Indianapolis							
pH at 25 Degrees C	**5.6**	Std. Units	0.10	1		05/20/22 19:57		H3
4500S2D Sulfide Water	Analytical Method: SM 4500-S2-D Pace Analytical Services - Indianapolis							
Sulfide	ND	mg/L	0.10	1		05/18/22 09:54	18496-25-8	
Iron, Ferrous	Analytical Method: HACH 8146 Pace Analytical Services - Indianapolis							
Iron, Ferrous	ND	mg/L	0.20	1		05/25/22 22:47	15438-31-0	H3,N2
353.2 Nitrogen, NO2/NO3 unpres	Analytical Method: EPA 353.2 Pace Analytical Services - Indianapolis							
Nitrogen, Nitrate	ND	mg/L	0.10	1		05/14/22 09:58	14797-55-8	
Nitrogen, Nitrite	ND	mg/L	0.10	1		05/14/22 09:58	14797-65-0	
365.1 Total Phosphorus	Analytical Method: EPA 365.1 Preparation Method: EPA 365.1 Pace Analytical Services - Indianapolis							
Phosphate as P04	ND	mg/L	0.15	1	05/17/22 14:30	05/21/22 09:58		
5310C TOC	Analytical Method: SM 5310C Pace Analytical Services - Indianapolis							
Total Organic Carbon	ND	mg/L	1.0	1		05/26/22 01:33	7440-44-0	

This report shall not be reproduced, except in full,
without the written consent of Pace Analytical Services, LLC.

Pace Analytical Services, LLC
7726 Moller Road
Indianapolis, IN 46268
(317)228-3100

QUALITY CONTROL DATA

Project: Harding St Profile 1 Report 1
Pace Project No.: 50316507

QC Batch: 678028
QC Batch Method: EPA 9056
Analysis Method: EPA 9056
Analysis Description: 9056 IC Anions
Laboratory: Pace Analytical Services - Indianapolis
Associated Lab Samples: 50316507001, 50316507004

METHOD BLANK: 3121716 Matrix: Water
Associated Lab Samples: 50316507001, 50316507004

Parameter	Units	Blank Result	Reporting Limit	Analyzed	Qualifiers
Chloride	mg/L	ND	0.25	05/27/22 14:46	
Fluoride	mg/L	ND	0.10	05/27/22 14:46	
Sulfate	mg/L	ND	0.25	05/27/22 14:46	

LABORATORY CONTROL SAMPLE: 3121717

Parameter	Units	Spike Conc.	LCS Result	LCS % Rec	% Rec Limits	Qualifiers
Chloride	mg/L	1.2	1.2	93	80-120	
Fluoride	mg/L	0.5	0.51	102	80-120	
Sulfate	mg/L	2.5	2.5	102	80-120	

MATRIX SPIKE & MATRIX SPIKE DUPLICATE: 3121718 3121719

Parameter	Units	50316507001 Result	MS Spike Conc.	MSD Spike Conc.	MS Result	MSD Result	MS % Rec	MSD % Rec	% Rec Limits	RPD	Max RPD	Qual
Chloride	mg/L	96.8	12.5	12.5	99.9	99.6	25	22	80-120	0	15	M0
Fluoride	mg/L	ND	0.5	0.5	0.40	0.41	77	79	80-120	3	15	M0
Sulfate	mg/L	571	250	250	762	764	77	77	80-120	0	15	M0

Results presented on this page are in the units indicated by the "Units" column except where an alternate unit is presented to the right of the result.

REPORT OF LABORATORY ANALYSIS

This report shall not be reproduced, except in full,
without the written consent of Pace Analytical Services, LLC.

Pace Analytical Services, LLC
7726 Moller Road
Indianapolis, IN 46268
(317)228-3100

QUALITY CONTROL DATA

Project: Harding St Profile 1 Report 1
Pace Project No.: 50316507

QC Batch: 677141
QC Batch Method: EPA 7470
Analysis Method: EPA 7470
Analysis Description: 7470 Mercury
Laboratory: Pace Analytical Services - Indianapolis
Associated Lab Samples: 50316507001, 50316507004

METHOD BLANK: 3117622 Matrix: Water
Associated Lab Samples: 50316507001, 50316507004

Parameter	Units	Blank Result	Reporting Limit	Analyzed	Qualifiers
Mercury	ug/L	ND	0.20	05/20/22 15:51	

LABORATORY CONTROL SAMPLE: 3117623

Parameter	Units	Spike Conc.	LCS Result	LCS % Rec	% Rec Limits	Qualifiers
Mercury	ug/L	5	4.9	98	80-120	

MATRIX SPIKE & MATRIX SPIKE DUPLICATE: 3117624 3117625

Parameter	Units	50316506002 Result	MS Spike Conc.	MSD Spike Conc.	MS Result	MSD Result	MS % Rec	MSD % Rec	% Rec Limits	RPD	Max RPD	Qual
Mercury	ug/L	ND	5	5	4.7	4.8	95	96	75-125	2	20	

MATRIX SPIKE & MATRIX SPIKE DUPLICATE: 3117626 3117627

Parameter	Units	50316507001 Result	MS Spike Conc.	MSD Spike Conc.	MS Result	MSD Result	MS % Rec	MSD % Rec	% Rec Limits	RPD	Max RPD	Qual
Mercury	ug/L	ND	5	5	4.9	5.0	99	99	75-125	1	20	

Results presented on this page are in the units indicated by the "Units" column except where an alternate unit is presented to the right of the result.

REPORT OF LABORATORY ANALYSIS

This report shall not be reproduced, except in full,
without the written consent of Pace Analytical Services, LLC.

Pace Analytical Services, LLC
7726 Moller Road
Indianapolis, IN 46268
(317)228-3100

QUALITY CONTROL DATA

Project: Harding St Profile 1 Report 1
Pace Project No.: 50316507

QC Batch: 677583
QC Batch Method: EPA 3010
Analysis Method: EPA 6010
Analysis Description: 6010 MET
Laboratory: Pace Analytical Services - Indianapolis
Associated Lab Samples: 50316507001, 50316507004

METHOD BLANK: 3120339 Matrix: Water
Associated Lab Samples: 50316507001, 50316507004

Parameter	Units	Blank Result	Reporting Limit	Analyzed	Qualifiers
Aluminum	ug/L	ND	200	05/26/22 12:03	
Barium	ug/L	ND	10.0	05/26/22 12:03	
Boron	ug/L	ND	100	05/26/22 12:03	
Cadmium	ug/L	ND	2.0	05/26/22 12:03	
Calcium	ug/L	ND	1000	05/26/22 12:03	
Chromium	ug/L	ND	10.0	05/26/22 12:03	
Iron	ug/L	ND	100	05/26/22 12:03	
Lead	ug/L	ND	10.0	05/26/22 12:03	
Lithium	ug/L	ND	20.0	05/26/22 12:03	
Magnesium	ug/L	ND	1000	05/26/22 12:03	
Manganese	ug/L	ND	10.0	05/26/22 12:03	
Molybdenum	ug/L	ND	10.0	05/26/22 12:03	
Potassium	ug/L	ND	1000	05/26/22 12:03	
Silica	ug/L	ND	450	05/26/22 12:03	N2
Sodium	ug/L	ND	1000	05/26/22 12:03	

LABORATORY CONTROL SAMPLE: 3120340

Parameter	Units	Spike Conc.	LCS Result	LCS % Rec	% Rec Limits	Qualifiers
Aluminum	ug/L	10000	9430	94	80-120	
Barium	ug/L	1000	976	98	80-120	
Boron	ug/L	1000	929	93	80-120	
Cadmium	ug/L	1000	942	94	80-120	
Calcium	ug/L	10000	9690	97	80-120	
Chromium	ug/L	1000	967	97	80-120	
Iron	ug/L	10000	9430	94	80-120	
Lead	ug/L	1000	919	92	80-120	
Lithium	ug/L	1000	1020	102	80-120	
Magnesium	ug/L	10000	9240	92	80-120	
Manganese	ug/L	1000	936	94	80-120	
Molybdenum	ug/L	1000	983	98	80-120	
Potassium	ug/L	10000	9460	95	80-120	
Silica	ug/L	10700	9950	93	80-120	N2
Sodium	ug/L	10000	9710	97	80-120	

Results presented on this page are in the units indicated by the "Units" column except where an alternate unit is presented to the right of the result.

REPORT OF LABORATORY ANALYSIS

This report shall not be reproduced, except in full,
without the written consent of Pace Analytical Services, LLC.

Pace Analytical Services, LLC
7726 Moller Road
Indianapolis, IN 46268
(317)228-3100

QUALITY CONTROL DATA

Project: Harding St Profile 1 Report 1
Pace Project No.: 50316507

MATRIX SPIKE & MATRIX SPIKE DUPLICATE: 3120341 3120342

Parameter	Units	50316506002 Result	MS Spike Conc.	MSD Spike Conc.	MS Result	MSD Result	MS % Rec	MSD % Rec	% Rec Limits	RPD	Max RPD	Qual
Aluminum	ug/L	ND	10000	10000	9740	10200	97	102	75-125	5	20	
Barium	ug/L	127	1000	1000	1120	1170	99	104	75-125	4	20	
Boron	ug/L	723	1000	1000	1690	1760	97	103	75-125	4	20	
Cadmium	ug/L	ND	1000	1000	986	1020	99	102	75-125	4	20	
Calcium	ug/L	174000	10000	10000	188000	193000	137	184	75-125	2	20	P6
Chromium	ug/L	ND	1000	1000	961	1000	96	100	75-125	4	20	
Iron	ug/L	ND	10000	10000	9270	9680	93	97	75-125	4	20	
Lead	ug/L	ND	1000	1000	901	934	90	93	75-125	4	20	
Lithium	ug/L	26.2	1000	1000	1140	1180	111	116	75-125	4	20	
Magnesium	ug/L	45400	10000	10000	55000	56100	96	107	75-125	2	20	
Manganese	ug/L	17.3	1000	1000	943	981	93	96	75-125	4	20	
Molybdenum	ug/L	25.6	1000	1000	1040	1080	102	105	75-125	3	20	
Potassium	ug/L	5970	10000	10000	16500	17200	106	112	75-125	4	20	
Silica	ug/L	15100	10700	10700	25500	26200	97	104	75-125	3	20	N2
Sodium	ug/L	97800	10000	10000	111000	114000	134	164	75-125	3	20	P6

MATRIX SPIKE & MATRIX SPIKE DUPLICATE: 3120343 3120344

Parameter	Units	50316507001 Result	MS Spike Conc.	MSD Spike Conc.	MS Result	MSD Result	MS % Rec	MSD % Rec	% Rec Limits	RPD	Max RPD	Qual
Aluminum	ug/L	ND	10000	10000	10100	9820	101	98	75-125	2	20	
Barium	ug/L	36.8	1000	1000	1020	1020	98	99	75-125	0	20	
Boron	ug/L	8280	1000	1000	10200	9760	190	148	75-125	4	20	P6
Cadmium	ug/L	ND	1000	1000	998	986	100	99	75-125	1	20	
Calcium	ug/L	232000	10000	10000	258000	258000	262	262	75-125	0	20	P6
Chromium	ug/L	ND	1000	1000	964	963	96	96	75-125	0	20	
Iron	ug/L	ND	10000	10000	9500	9220	95	92	75-125	3	20	
Lead	ug/L	ND	1000	1000	900	889	90	89	75-125	1	20	
Lithium	ug/L	101	1000	1000	1230	1220	113	112	75-125	0	20	
Magnesium	ug/L	70800	10000	10000	86800	82800	160	121	75-125	5	20	P6
Manganese	ug/L	18.3	1000	1000	969	940	95	92	75-125	3	20	
Molybdenum	ug/L	165	1000	1000	1200	1180	104	102	75-125	2	20	
Potassium	ug/L	15300	10000	10000	27000	26800	117	116	75-125	1	20	
Silica	ug/L	12200	10700	10700	23800	23100	109	102	75-125	3	20	N2
Sodium	ug/L	89200	10000	10000	106000	105000	166	154	75-125	1	20	P6

Results presented on this page are in the units indicated by the "Units" column except where an alternate unit is presented to the right of the result.

REPORT OF LABORATORY ANALYSIS

This report shall not be reproduced, except in full,
without the written consent of Pace Analytical Services, LLC.

Pace Analytical Services, LLC
7726 Moller Road
Indianapolis, IN 46268
(317)228-3100

QUALITY CONTROL DATA

Project: Harding St Profile 1 Report 1
Pace Project No.: 50316507

QC Batch: 677438
QC Batch Method: EPA 3010
Analysis Method: EPA 6010
Analysis Description: 6010 MET Dissolved
Laboratory: Pace Analytical Services - Indianapolis
Associated Lab Samples: 50316507001

METHOD BLANK: 3119328 Matrix: Water
Associated Lab Samples: 50316507001

Parameter	Units	Blank Result	Reporting Limit	Analyzed	Qualifiers
Manganese, Dissolved	ug/L	ND	10.0	05/26/22 00:51	
Molybdenum, Dissolved	ug/L	ND	10.0	05/26/22 00:51	

LABORATORY CONTROL SAMPLE: 3119329

Parameter	Units	Spike Conc.	LCS Result	LCS % Rec	% Rec Limits	Qualifiers
Manganese, Dissolved	ug/L	1000	981	98	80-120	
Molybdenum, Dissolved	ug/L	1000	1030	103	80-120	

MATRIX SPIKE & MATRIX SPIKE DUPLICATE: 3119330 3119331

Parameter	Units	50316507001 Result	MS Spike Conc.	MSD Spike Conc.	MS Result	MSD Result	MS % Rec	MSD % Rec	% Rec Limits	RPD	Max RPD	Qual
Manganese, Dissolved	ug/L	19.1	1000	1000	938	973	92	95	75-125	4	20	
Molybdenum, Dissolved	ug/L	177	1000	1000	1170	1220	100	104	75-125	4	20	

Results presented on this page are in the units indicated by the "Units" column except where an alternate unit is presented to the right of the result.

REPORT OF LABORATORY ANALYSIS

This report shall not be reproduced, except in full,
without the written consent of Pace Analytical Services, LLC.

Pace Analytical Services, LLC
7726 Moller Road
Indianapolis, IN 46268
(317)228-3100

QUALITY CONTROL DATA

Project: Harding St Profile 1 Report 1
Pace Project No.: 50316507

QC Batch: 676951
QC Batch Method: EPA 200.2
Analysis Method: EPA 6020
Analysis Description: 6020 MET
Laboratory: Pace Analytical Services - Indianapolis
Associated Lab Samples: 50316507001, 50316507004

METHOD BLANK: 3116738 Matrix: Water
Associated Lab Samples: 50316507001, 50316507004

Parameter	Units	Blank Result	Reporting Limit	Analyzed	Qualifiers
Antimony	ug/L	ND	1.0	05/21/22 04:10	
Arsenic	ug/L	ND	1.0	05/21/22 04:10	
Beryllium	ug/L	ND	0.20	05/21/22 04:10	
Cobalt	ug/L	ND	1.0	05/21/22 04:10	
Selenium	ug/L	ND	1.0	05/21/22 04:10	
Thallium	ug/L	ND	1.0	05/21/22 04:10	

LABORATORY CONTROL SAMPLE: 3116739

Parameter	Units	Spike Conc.	LCS Result	LCS % Rec	% Rec Limits	Qualifiers
Antimony	ug/L	40	41.7	104	80-120	
Arsenic	ug/L	40	38.9	97	80-120	
Beryllium	ug/L	40	40.6	102	80-120	
Cobalt	ug/L	40	40.7	102	80-120	
Selenium	ug/L	40	39.7	99	80-120	
Thallium	ug/L	40	41.9	105	80-120	

MATRIX SPIKE & MATRIX SPIKE DUPLICATE: 3116740 3116741

Parameter	Units	50316506002 Result	MS Spike Conc.	MSD Spike Conc.	MS Result	MSD Result	MS % Rec	MSD % Rec	% Rec Limits	RPD	Max RPD	Qual
Antimony	ug/L	ND	40	40	43.2	42.5	108	106	75-125	2	20	
Arsenic	ug/L	2.0	40	40	39.7	40.4	94	96	75-125	2	20	
Beryllium	ug/L	ND	40	40	42.7	42.5	107	106	75-125	0	20	
Cobalt	ug/L	ND	40	40	38.6	39.4	96	98	75-125	2	20	
Selenium	ug/L	ND	40	40	38.7	38.7	95	95	75-125	0	20	
Thallium	ug/L	ND	40	40	43.3	43.0	108	108	75-125	1	20	

MATRIX SPIKE & MATRIX SPIKE DUPLICATE: 3116742 3116743

Parameter	Units	50316507001 Result	MS Spike Conc.	MSD Spike Conc.	MS Result	MSD Result	MS % Rec	MSD % Rec	% Rec Limits	RPD	Max RPD	Qual
Antimony	ug/L	ND	40	40	44.1	42.8	110	107	75-125	3	20	
Arsenic	ug/L	ND	40	40	39.6	38.5	98	96	75-125	3	20	
Beryllium	ug/L	ND	40	40	44.8	44.1	112	110	75-125	2	20	
Cobalt	ug/L	ND	40	40	40.2	38.6	100	96	75-125	4	20	

Results presented on this page are in the units indicated by the "Units" column except where an alternate unit is presented to the right of the result.

REPORT OF LABORATORY ANALYSIS

This report shall not be reproduced, except in full,
without the written consent of Pace Analytical Services, LLC.

Pace Analytical Services, LLC
7726 Moller Road
Indianapolis, IN 46268
(317)228-3100

QUALITY CONTROL DATA

Project: Harding St Profile 1 Report 1
Pace Project No.: 50316507

MATRIX SPIKE & MATRIX SPIKE DUPLICATE: 3116742 3116743

Parameter	Units	50316507001 Result	MS Spike Conc.	MSD Spike Conc.	MS Result	MSD Result	MS % Rec	MSD % Rec	% Rec Limits	RPD	Max RPD	Qual
Selenium	ug/L	5.2	40	40	45.6	43.9	101	97	75-125	4	20	
Thallium	ug/L	ND	40	40	44.4	43.3	111	108	75-125	2	20	

Results presented on this page are in the units indicated by the "Units" column except where an alternate unit is presented to the right of the result.

REPORT OF LABORATORY ANALYSIS

This report shall not be reproduced, except in full,
without the written consent of Pace Analytical Services, LLC.

Pace Analytical Services, LLC
7726 Moller Road
Indianapolis, IN 46268
(317)228-3100

QUALITY CONTROL DATA

Project: Harding St Profile 1 Report 1
Pace Project No.: 50316507

QC Batch: 677381
QC Batch Method: SM 2320B
Analysis Method: SM 2320B
Analysis Description: 2320B Alkalinity
Laboratory: Pace Analytical Services - Indianapolis
Associated Lab Samples: 50316507001, 50316507004

METHOD BLANK: 3118900 Matrix: Water
Associated Lab Samples: 50316507001, 50316507004

Parameter	Units	Blank Result	Reporting Limit	Analyzed	Qualifiers
Alkalinity, Total as CaCO3	mg/L	ND	2.0	05/20/22 19:54	
Alkalinity,Bicarbonate (CaCO3)	mg/L	ND	2.0	05/20/22 19:54	
Alkalinity,Carbonate (CaCO3)	mg/L	ND	2.0	05/20/22 19:54	

LABORATORY CONTROL SAMPLE: 3118901

Parameter	Units	Spike Conc.	LCS Result	LCS % Rec	% Rec Limits	Qualifiers
Alkalinity, Total as CaCO3	mg/L	50	53.0	106	90-110	

SAMPLE DUPLICATE: 3118903

Parameter	Units	50316506002 Result	Dup Result	RPD	Max RPD	Qualifiers
Alkalinity, Total as CaCO3	mg/L	289	296	2	20	
Alkalinity,Bicarbonate (CaCO3)	mg/L	289	296	2	20	
Alkalinity,Carbonate (CaCO3)	mg/L	ND	ND		20	

SAMPLE DUPLICATE: 3118904

Parameter	Units	50316507001 Result	Dup Result	RPD	Max RPD	Qualifiers
Alkalinity, Total as CaCO3	mg/L	436	442	1	20	
Alkalinity,Bicarbonate (CaCO3)	mg/L	436	442	1	20	
Alkalinity,Carbonate (CaCO3)	mg/L	ND	ND		20	

Results presented on this page are in the units indicated by the "Units" column except where an alternate unit is presented to the right of the result.

REPORT OF LABORATORY ANALYSIS

This report shall not be reproduced, except in full,
without the written consent of Pace Analytical Services, LLC.

Pace Analytical Services, LLC
7726 Moller Road
Indianapolis, IN 46268
(317)228-3100

QUALITY CONTROL DATA

Project: Harding St Profile 1 Report 1
Pace Project No.: 50316507

QC Batch: 677049
QC Batch Method: SM 2540C
Analysis Method: SM 2540C
Analysis Description: 2540C Total Dissolved Solids
Laboratory: Pace Analytical Services - Indianapolis
Associated Lab Samples: 50316507004

METHOD BLANK: 3117321 Matrix: Water
Associated Lab Samples: 50316507004

Parameter	Units	Blank Result	Reporting Limit	Analyzed	Qualifiers
Total Dissolved Solids	mg/L	ND	10.0	05/19/22 15:11	

LABORATORY CONTROL SAMPLE: 3117326

Parameter	Units	Spike Conc.	LCS Result	LCS % Rec	% Rec Limits	Qualifiers
Total Dissolved Solids	mg/L	300	304	101	80-120	

SAMPLE DUPLICATE: 3117322

Parameter	Units	50316506002 Result	Dup Result	RPD	Max RPD	Qualifiers
Total Dissolved Solids	mg/L	1100	1110	1	10	

SAMPLE DUPLICATE: 3117323

Parameter	Units	50316478003 Result	Dup Result	RPD	Max RPD	Qualifiers
Total Dissolved Solids	mg/L	828	800	3	10	

Results presented on this page are in the units indicated by the "Units" column except where an alternate unit is presented to the right of the result.

REPORT OF LABORATORY ANALYSIS

This report shall not be reproduced, except in full,
without the written consent of Pace Analytical Services, LLC.

Pace Analytical Services, LLC
7726 Moller Road
Indianapolis, IN 46268
(317)228-3100

QUALITY CONTROL DATA

Project: Harding St Profile 1 Report 1
Pace Project No.: 50316507

QC Batch: 677053
QC Batch Method: SM 2540C
Analysis Method: SM 2540C
Analysis Description: 2540C Total Dissolved Solids
Laboratory: Pace Analytical Services - Indianapolis
Associated Lab Samples: 50316507001

METHOD BLANK: 3117336 Matrix: Water
Associated Lab Samples: 50316507001

Parameter	Units	Blank Result	Reporting Limit	Analyzed	Qualifiers
Total Dissolved Solids	mg/L	ND	10.0	05/19/22 15:32	

LABORATORY CONTROL SAMPLE: 3117337

Parameter	Units	Spike Conc.	LCS Result	LCS % Rec	% Rec Limits	Qualifiers
Total Dissolved Solids	mg/L	300	298	99	80-120	

SAMPLE DUPLICATE: 3117338

Parameter	Units	50316507001 Result	Dup Result	RPD	Max RPD	Qualifiers
Total Dissolved Solids	mg/L	1440	1440	0	10	

SAMPLE DUPLICATE: 3117339

Parameter	Units	50316511002 Result	Dup Result	RPD	Max RPD	Qualifiers
Total Dissolved Solids	mg/L	1490	1460	2	10	

Results presented on this page are in the units indicated by the "Units" column except where an alternate unit is presented to the right of the result.

REPORT OF LABORATORY ANALYSIS

This report shall not be reproduced, except in full,
without the written consent of Pace Analytical Services, LLC.

Pace Analytical Services, LLC
7726 Moller Road
Indianapolis, IN 46268
(317)228-3100

QUALITY CONTROL DATA

Project: Harding St Profile 1 Report 1
Pace Project No.: 50316507

QC Batch: 677484
QC Batch Method: SM 4500-H+B
Analysis Method: SM 4500-H+B
Analysis Description: 4500H+B pH
Laboratory: Pace Analytical Services - Indianapolis
Associated Lab Samples: 50316507001, 50316507004

SAMPLE DUPLICATE: 3119900

Parameter	Units	50316506002 Result	Dup Result	RPD	Max RPD	Qualifiers
pH at 25 Degrees C	Std. Units	7.5	7.5	0	2	H3

SAMPLE DUPLICATE: 3119901

Parameter	Units	50316507001 Result	Dup Result	RPD	Max RPD	Qualifiers
pH at 25 Degrees C	Std. Units	6.9	7.0	1	2	H3

Results presented on this page are in the units indicated by the "Units" column except where an alternate unit is presented to the right of the result.

REPORT OF LABORATORY ANALYSIS

This report shall not be reproduced, except in full,
without the written consent of Pace Analytical Services, LLC.

Pace Analytical Services, LLC
7726 Moller Road
Indianapolis, IN 46268
(317)228-3100

QUALITY CONTROL DATA

Project: Harding St Profile 1 Report 1
Pace Project No.: 50316507

QC Batch: 676796
QC Batch Method: SM 4500-S2-D
Analysis Method: SM 4500-S2-D
Analysis Description: 4500S2D Sulfide Water
Laboratory: Pace Analytical Services - Indianapolis
Associated Lab Samples: 50316507001, 50316507004

METHOD BLANK: 3116034 Matrix: Water
Associated Lab Samples: 50316507001, 50316507004

Parameter	Units	Blank Result	Reporting Limit	Analyzed	Qualifiers
Sulfide	mg/L	ND	0.10	05/18/22 09:54	

LABORATORY CONTROL SAMPLE: 3116035

Parameter	Units	Spike Conc.	LCS Result	LCS % Rec	% Rec Limits	Qualifiers
Sulfide	mg/L	0.5	0.46	92	90-110	

MATRIX SPIKE & MATRIX SPIKE DUPLICATE: 3116036 3116037

Parameter	Units	50316507001 Result	MS Spike Conc.	MSD Spike Conc.	MS Result	MSD Result	MS % Rec	MSD % Rec	% Rec Limits	RPD	Max RPD	Qual
Sulfide	mg/L	ND	0.5	0.5	0.53	0.52	106	105	90-110	2	20	

MATRIX SPIKE & MATRIX SPIKE DUPLICATE: 3116038 3116039

Parameter	Units	50316511002 Result	MS Spike Conc.	MSD Spike Conc.	MS Result	MSD Result	MS % Rec	MSD % Rec	% Rec Limits	RPD	Max RPD	Qual
Sulfide	mg/L	ND	0.5	0.5	0.52	0.50	103	100	90-110	3	20	

Results presented on this page are in the units indicated by the "Units" column except where an alternate unit is presented to the right of the result.

REPORT OF LABORATORY ANALYSIS

This report shall not be reproduced, except in full,
without the written consent of Pace Analytical Services, LLC.

Pace Analytical Services, LLC
7726 Moller Road
Indianapolis, IN 46268
(317)228-3100

QUALITY CONTROL DATA

Project: Harding St Profile 1 Report 1
Pace Project No.: 50316507

QC Batch: 678397
QC Batch Method: HACH 8146
Analysis Method: HACH 8146
Analysis Description: Iron, Ferrous
Laboratory: Pace Analytical Services - Indianapolis
Associated Lab Samples: 50316507001, 50316507004

METHOD BLANK: 3123112 Matrix: Water
Associated Lab Samples: 50316507001, 50316507004

Parameter	Units	Blank Result	Reporting Limit	Analyzed	Qualifiers
Iron, Ferrous	mg/L	ND	0.20	05/25/22 22:41	H3,N2

LABORATORY CONTROL SAMPLE: 3123113

Parameter	Units	Spike Conc.	LCS Result	LCS % Rec	% Rec Limits	Qualifiers
Iron, Ferrous	mg/L	1	1.0	102	90-110	H3,N2

MATRIX SPIKE & MATRIX SPIKE DUPLICATE: 3123114 3123115

Parameter	Units	50316507001 Result	MS Spike Conc.	MSD Spike Conc.	MS Result	MSD Result	MS % Rec	MSD % Rec	% Rec Limits	RPD	Max RPD	Qual
Iron, Ferrous	mg/L	ND	1	1	0.97	0.96	97	96	90-110	1	20	H3,N2

MATRIX SPIKE & MATRIX SPIKE DUPLICATE: 3123116 3123117

Parameter	Units	50316511002 Result	MS Spike Conc.	MSD Spike Conc.	MS Result	MSD Result	MS % Rec	MSD % Rec	% Rec Limits	RPD	Max RPD	Qual
Iron, Ferrous	mg/L	ND	1	1	0.98	0.99	98	99	90-110	1	20	H3,N2

Results presented on this page are in the units indicated by the "Units" column except where an alternate unit is presented to the right of the result.

REPORT OF LABORATORY ANALYSIS

This report shall not be reproduced, except in full,
without the written consent of Pace Analytical Services, LLC.

Pace Analytical Services, LLC
7726 Moller Road
Indianapolis, IN 46268
(317)228-3100

QUALITY CONTROL DATA

Project: Harding St Profile 1 Report 1
Pace Project No.: 50316507

QC Batch: 676251
QC Batch Method: EPA 353.2
Analysis Method: EPA 353.2
Analysis Description: 353.2 Nitrate + Nitrite, Unpres.
Laboratory: Pace Analytical Services - Indianapolis
Associated Lab Samples: 50316507001, 50316507004

METHOD BLANK: 3114048 Matrix: Water
Associated Lab Samples: 50316507001, 50316507004

Parameter	Units	Blank Result	Reporting Limit	Analyzed	Qualifiers
Nitrogen, Nitrate	mg/L	ND	0.10	05/14/22 09:04	
Nitrogen, Nitrite	mg/L	ND	0.10	05/14/22 09:04	

LABORATORY CONTROL SAMPLE: 3114049

Parameter	Units	Spike Conc.	LCS Result	LCS % Rec	% Rec Limits	Qualifiers
Nitrogen, Nitrate	mg/L	1	0.97	97	90-110	
Nitrogen, Nitrite	mg/L	1	0.98	98	90-110	

MATRIX SPIKE & MATRIX SPIKE DUPLICATE: 3114050 3114051

Parameter	Units	50316507001 Result	MS Spike Conc.	MSD Spike Conc.	MS Result	MSD Result	MS % Rec	MSD % Rec	% Rec Limits	RPD	Max RPD	Qual
Nitrogen, Nitrate	mg/L	0.84	1	1	1.9	1.9	102	102	90-110	0	20	
Nitrogen, Nitrite	mg/L	ND	1	1	0.97	0.97	97	97	90-110	1	20	

MATRIX SPIKE & MATRIX SPIKE DUPLICATE: 3114052 3114053

Parameter	Units	50316511002 Result	MS Spike Conc.	MSD Spike Conc.	MS Result	MSD Result	MS % Rec	MSD % Rec	% Rec Limits	RPD	Max RPD	Qual
Nitrogen, Nitrate	mg/L	ND	1	1	0.98	0.98	98	98	90-110	0	20	
Nitrogen, Nitrite	mg/L	ND	1	1	0.96	0.96	96	96	90-110	0	20	

Results presented on this page are in the units indicated by the "Units" column except where an alternate unit is presented to the right of the result.

REPORT OF LABORATORY ANALYSIS

This report shall not be reproduced, except in full,
without the written consent of Pace Analytical Services, LLC.

Pace Analytical Services, LLC
7726 Moller Road
Indianapolis, IN 46268
(317)228-3100

QUALITY CONTROL DATA

Project: Harding St Profile 1 Report 1
Pace Project No.: 50316507

QC Batch: 676640
QC Batch Method: EPA 365.1
Analysis Method: EPA 365.1
Analysis Description: 365.1 Total Phosphorus
Laboratory: Pace Analytical Services - Indianapolis
Associated Lab Samples: 50316507001, 50316507004

METHOD BLANK: 3115309 Matrix: Water
Associated Lab Samples: 50316507001, 50316507004

Parameter	Units	Blank Result	Reporting Limit	Analyzed	Qualifiers
Phosphate as P04	mg/L	ND	0.15	05/21/22 09:53	

LABORATORY CONTROL SAMPLE: 3115310

Parameter	Units	Spike Conc.	LCS Result	LCS % Rec	% Rec Limits	Qualifiers
Phosphate as P04	mg/L		1.4			

MATRIX SPIKE & MATRIX SPIKE DUPLICATE: 3115311 3115312

Parameter	Units	50316507001 Result	MS Spike Conc.	MSD Spike Conc.	MS Result	MSD Result	MS % Rec	MSD % Rec	% Rec Limits	RPD	Max RPD	Qual
Phosphate as P04	mg/L	ND			1.5	1.5				1		

MATRIX SPIKE & MATRIX SPIKE DUPLICATE: 3115313 3115314

Parameter	Units	50316478003 Result	MS Spike Conc.	MSD Spike Conc.	MS Result	MSD Result	MS % Rec	MSD % Rec	% Rec Limits	RPD	Max RPD	Qual
Phosphate as P04	mg/L	0.28			1.7	1.6				10		

MATRIX SPIKE & MATRIX SPIKE DUPLICATE: 3115315 3115316

Parameter	Units	50316511002 Result	MS Spike Conc.	MSD Spike Conc.	MS Result	MSD Result	MS % Rec	MSD % Rec	% Rec Limits	RPD	Max RPD	Qual
Phosphate as P04	mg/L	0.59			1.9	1.9				2		

Results presented on this page are in the units indicated by the "Units" column except where an alternate unit is presented to the right of the result.

REPORT OF LABORATORY ANALYSIS

This report shall not be reproduced, except in full,
without the written consent of Pace Analytical Services, LLC.

Pace Analytical Services, LLC
7726 Moller Road
Indianapolis, IN 46268
(317)228-3100

QUALITY CONTROL DATA

Project: Harding St Profile 1 Report 1
Pace Project No.: 50316507

QC Batch: 678321
QC Batch Method: SM 5310C
Analysis Method: SM 5310C
Analysis Description: 5310C Total Organic Carbon
Laboratory: Pace Analytical Services - Indianapolis
Associated Lab Samples: 50316507001, 50316507004

METHOD BLANK: 3122816 Matrix: Water
Associated Lab Samples: 50316507001, 50316507004

Parameter	Units	Blank Result	Reporting Limit	Analyzed	Qualifiers
Total Organic Carbon	mg/L	ND	1.0	05/25/22 21:37	

LABORATORY CONTROL SAMPLE: 3122817

Parameter	Units	Spike Conc.	LCS Result	LCS % Rec	% Rec Limits	Qualifiers
Total Organic Carbon	mg/L	10	10.0	100	90-110	

MATRIX SPIKE & MATRIX SPIKE DUPLICATE: 3122818 3122819

Parameter	Units	50316506002 Result	MS Spike Conc.	MSD Spike Conc.	MS Result	MSD Result	MS % Rec	MSD % Rec	% Rec Limits	RPD	Max RPD	Qual
Total Organic Carbon	mg/L	1.4	10	10	11.6	11.5	102	102	80-120	0	20	

MATRIX SPIKE & MATRIX SPIKE DUPLICATE: 3122820 3122821

Parameter	Units	50316507001 Result	MS Spike Conc.	MSD Spike Conc.	MS Result	MSD Result	MS % Rec	MSD % Rec	% Rec Limits	RPD	Max RPD	Qual
Total Organic Carbon	mg/L	1.2	10	10	11.5	11.5	103	102	80-120	0	20	

Results presented on this page are in the units indicated by the "Units" column except where an alternate unit is presented to the right of the result.

REPORT OF LABORATORY ANALYSIS

This report shall not be reproduced, except in full,
without the written consent of Pace Analytical Services, LLC.

Pace Analytical Services, LLC
7726 Moller Road
Indianapolis, IN 46268
(317)228-3100

QUALITY CONTROL DATA

Project: Harding St Profile 1 Report 1
Pace Project No.: 50316507

QC Batch: 677653
QC Batch Method: SM 5310C
Analysis Method: SM 5310C
Analysis Description: 5310C Dissolved Organic Carbon
Laboratory: Pace Analytical Services - Indianapolis
Associated Lab Samples: 50316507001

METHOD BLANK: 3120515 Matrix: Water
Associated Lab Samples: 50316507001

Parameter	Units	Blank Result	Reporting Limit	Analyzed	Qualifiers
Dissolved Organic Carbon	mg/L	ND	1.0	05/23/22 09:11	

LABORATORY CONTROL SAMPLE: 3120516

Parameter	Units	Spike Conc.	LCS Result	LCS % Rec	% Rec Limits	Qualifiers
Dissolved Organic Carbon	mg/L	10	10.0	100	90-110	

MATRIX SPIKE & MATRIX SPIKE DUPLICATE: 3120517 3120518

Parameter	Units	50316506002 Result	MS Spike Conc.	MSD Spike Conc.	MS Result	MSD Result	MS % Rec	MSD % Rec	% Rec Limits	RPD	Max RPD	Qual
Dissolved Organic Carbon	mg/L	2.2	10	10	12.3	12.5	101	103	80-120	1	20	

MATRIX SPIKE & MATRIX SPIKE DUPLICATE: 3120519 3120520

Parameter	Units	50316507001 Result	MS Spike Conc.	MSD Spike Conc.	MS Result	MSD Result	MS % Rec	MSD % Rec	% Rec Limits	RPD	Max RPD	Qual
Dissolved Organic Carbon	mg/L	1.6	10	10	11.9	12.1	103	104	80-120	1	20	

Results presented on this page are in the units indicated by the "Units" column except where an alternate unit is presented to the right of the result.

REPORT OF LABORATORY ANALYSIS

This report shall not be reproduced, except in full,
without the written consent of Pace Analytical Services, LLC.

Pace Analytical Services, LLC
7726 Moller Road
Indianapolis, IN 46268
(317)228-3100

ANALYTICAL RESULTS - RADIOCHEMISTRY

Project: Harding St Profile 1 Report 1
Pace Project No.: 50316507

Sample: MW-8S **Lab ID: 50316507001** Collected: 05/13/22 13:35 Received: 05/13/22 16:00 Matrix: Water
PWS: Site ID: Sample Type:

Parameters	Method	Act ± Unc (MDC) Carr Trac	Units	Analyzed	CAS No.	Qual
	Pace Analytical Services - Greensburg					
Radium-226	EPA 903.1	**0.0805 ± 0.250 (0.483) C:NA T:98%**	pCi/L	06/27/22 11:09	13982-63-3	
	Pace Analytical Services - Greensburg					
Radium-228	EPA 904.0	**0.514 ± 0.334 (0.621) C:69% T:98%**	pCi/L	06/21/22 11:42	15262-20-1	
	Pace Analytical Services - Greensburg					
Total Radium	Total Radium Calculation	**0.595 ± 0.584 (1.10)**	pCi/L	06/27/22 17:40	7440-14-4	

This report shall not be reproduced, except in full,
without the written consent of Pace Analytical Services, LLC.

Pace Analytical Services, LLC
7726 Moller Road
Indianapolis, IN 46268
(317)228-3100

ANALYTICAL RESULTS - RADIOCHEMISTRY

Project: Harding St Profile 1 Report 1
Pace Project No.: 50316507

Sample: MW-8S MS **Lab ID: 50316507002** Collected: 05/13/22 13:35 Received: 05/13/22 16:00 Matrix: Water
PWS: Site ID: Sample Type:

Parameters	Method	Act ± Unc (MDC) Carr Trac	Units	Analyzed	CAS No.	Qual
		Pace Analytical Services - Greensburg				
Radium-226	EPA 903.1	**74.98 %REC ± NA (NA) C:NA T:NA%**	pCi/L	06/27/22 11:09	13982-63-3	
		Pace Analytical Services - Greensburg				
Radium-228	EPA 904.0	**89.84 %REC ± NA (NA) C:NA T:NA**	pCi/L	06/21/22 11:42	15262-20-1	

REPORT OF LABORATORY ANALYSIS

This report shall not be reproduced, except in full,
without the written consent of Pace Analytical Services, LLC.

Pace Analytical Services, LLC
7726 Moller Road
Indianapolis, IN 46268
(317)228-3100

ANALYTICAL RESULTS - RADIOCHEMISTRY

Project: Harding St Profile 1 Report 1
Pace Project No.: 50316507

Sample: MW-8S MSD **Lab ID: 50316507003** Collected: 05/13/22 13:35 Received: 05/13/22 16:00 Matrix: Water
PWS: Site ID: Sample Type:

Parameters	Method	Act ± Unc (MDC) Carr Trac	Units	Analyzed	CAS No.	Qual
	Pace Analytical Services - Greensburg					
Radium-226	EPA 903.1	**102.14 %REC 30.66 RPD ± NA (NA) C:NA T:NA%**	pCi/L	06/27/22 11:09	13982-63-3	
	Pace Analytical Services - Greensburg					
Radium-228	EPA 904.0	**102.05 %REC 12.72 RPD ± NA (NA) C:NA T:NA**	pCi/L	06/21/22 11:42	15262-20-1	

REPORT OF LABORATORY ANALYSIS

This report shall not be reproduced, except in full,
without the written consent of Pace Analytical Services, LLC.

Pace Analytical Services, LLC
7726 Moller Road
Indianapolis, IN 46268
(317)228-3100

ANALYTICAL RESULTS - RADIOCHEMISTRY

Project: Harding St Profile 1 Report 1
Pace Project No.: 50316507

Sample: Field Blank 1 **Lab ID: 50316507004** Collected: 05/13/22 14:45 Received: 05/13/22 16:00 Matrix: Water
PWS: Site ID: Sample Type:

Parameters	Method	Act ± Unc (MDC) Carr Trac	Units	Analyzed	CAS No.	Qual
	Pace Analytical Services - Greensburg					
Radium-226	EPA 903.1	**-0.0457 ± 0.208 (0.491) C:NA T:93%**	pCi/L	06/27/22 11:09	13982-63-3	
	Pace Analytical Services - Greensburg					
Radium-228	EPA 904.0	**0.392 ± 0.311 (0.612) C:78% T:93%**	pCi/L	06/21/22 11:42	15262-20-1	
	Pace Analytical Services - Greensburg					
Total Radium	Total Radium Calculation	**0.392 ± 0.519 (1.10)**	pCi/L	06/27/22 17:40	7440-14-4	

This report shall not be reproduced, except in full,
without the written consent of Pace Analytical Services, LLC.

Pace Analytical Services, LLC
7726 Moller Road
Indianapolis, IN 46268
(317)228-3100

QUALITY CONTROL - RADIOCHEMISTRY

Project: Harding St Profile 1 Report 1
Pace Project No.: 50316507

QC Batch: 510549
QC Batch Method: EPA 903.1
Analysis Method: EPA 903.1
Analysis Description: 903.1 Radium-226
Laboratory: Pace Analytical Services - Greensburg
Associated Lab Samples: 50316507001, 50316507002, 50316507003, 50316507004

METHOD BLANK: 2474573 Matrix: Water
Associated Lab Samples: 50316507001, 50316507002, 50316507003, 50316507004

Parameter	Act ± Unc (MDC) Carr Trac	Units	Analyzed	Qualifiers
Radium-226	-0.0450 ± 0.265 (0.590) C:NA T:95%	pCi/L	06/27/22 11:09	

Results presented on this page are in the units indicated by the "Units" column except where an alternate unit is presented to the right of the result.

REPORT OF LABORATORY ANALYSIS

This report shall not be reproduced, except in full,
without the written consent of Pace Analytical Services, LLC.

Pace Analytical Services, LLC
7726 Moller Road
Indianapolis, IN 46268
(317)228-3100

QUALITY CONTROL - RADIOCHEMISTRY

Project: Harding St Profile 1 Report 1
Pace Project No.: 50316507

QC Batch: 510550
QC Batch Method: EPA 904.0
Analysis Method: EPA 904.0
Analysis Description: 904.0 Radium 228
Laboratory: Pace Analytical Services - Greensburg
Associated Lab Samples: 50316507001, 50316507002, 50316507003, 50316507004

METHOD BLANK: 2474574 Matrix: Water
Associated Lab Samples: 50316507001, 50316507002, 50316507003, 50316507004

Parameter	Act ± Unc (MDC) Carr Trac	Units	Analyzed	Qualifiers
Radium-228	-0.144 ± 0.223 (0.568) C:75% T:95%	pCi/L	06/21/22 11:42	

Results presented on this page are in the units indicated by the "Units" column except where an alternate unit is presented to the right of the result.

REPORT OF LABORATORY ANALYSIS

This report shall not be reproduced, except in full,
without the written consent of Pace Analytical Services, LLC.

Pace Analytical Services, LLC
7726 Moller Road
Indianapolis, IN 46268
(317)228-3100

QUALIFIERS

Project: Harding St Profile 1 Report 1
Pace Project No.: 50316507

DEFINITIONS

DF - Dilution Factor, if reported, represents the factor applied to the reported data due to dilution of the sample aliquot.

ND - Not Detected at or above adjusted reporting limit.

TNTC - Too Numerous To Count

J - Estimated concentration above the adjusted method detection limit and below the adjusted reporting limit.

MDL - Adjusted Method Detection Limit.

PQL - Practical Quantitation Limit.

RL - Reporting Limit - The lowest concentration value that meets project requirements for quantitative data with known precision and bias for a specific analyte in a specific matrix.

S - Surrogate

1,2-Diphenylhydrazine decomposes to and cannot be separated from Azobenzene using Method 8270. The result for each analyte is a combined concentration.

Consistent with EPA guidelines, unrounded data are displayed and have been used to calculate % recovery and RPD values.

LCS(D) - Laboratory Control Sample (Duplicate)

MS(D) - Matrix Spike (Duplicate)

DUP - Sample Duplicate

RPD - Relative Percent Difference

NC - Not Calculable.

SG - Silica Gel - Clean-Up

U - Indicates the compound was analyzed for, but not detected.

N-Nitrosodiphenylamine decomposes and cannot be separated from Diphenylamine using Method 8270. The result reported for each analyte is a combined concentration.

Reported results are not rounded until the final step prior to reporting. Therefore, calculated parameters that are typically reported as "Total" may vary slightly from the sum of the reported component parameters.

Act - Activity

Unc - Uncertainty: SDWA = 1.96 sigma count uncertainty, all other matrices = Expanded Uncertainty (95% confidence interval). Gamma Spec = Expanded Uncertainty (95.4% Confidence Interval)

(MDC) - Minimum Detectable Concentration

Trac - Tracer Recovery (%)

Carr - Carrier Recovery (%)

Pace Analytical is TNI accredited. Contact your Pace PM for the current list of accredited analytes.

TNI - The NELAC Institute.

ANALYTE QUALIFIERS

H3	Sample was received or analysis requested beyond the recognized method holding time.
M0	Matrix spike recovery and/or matrix spike duplicate recovery was outside laboratory control limits.
N2	The lab does not hold NELAC/TNI accreditation for this parameter but other accreditations/certifications may apply. A complete list of accreditations/certifications is available upon request.
P6	Matrix spike recovery was outside laboratory control limits due to a parent sample concentration notably higher than the spike level.
PL	The minimum mass of dried residue of 2.5 mg could not be obtained using the routine sample volume of 100 mL.

This report shall not be reproduced, except in full,
without the written consent of Pace Analytical Services, LLC.

Pace Analytical Services, LLC
7726 Moller Road
Indianapolis, IN 46268
(317)228-3100

QUALITY CONTROL DATA CROSS REFERENCE TABLE

Project: Harding St Profile 1 Report 1
Pace Project No.: 50316507

Lab ID	Sample ID	QC Batch Method	QC Batch	Analytical Method	Analytical Batch
50316507001	**MW-8S**	EPA 9056	678028		
50316507004	**Field Blank 1**	EPA 9056	678028		
50316507001	**MW-8S**	EPA 3010	677583	EPA 6010	678550
50316507004	**Field Blank 1**	EPA 3010	677583	EPA 6010	678550
50316507001	**MW-8S**	EPA 3010	677438	EPA 6010	678437
50316507001	**MW-8S**	EPA 200.2	676951	EPA 6020	677119
50316507004	**Field Blank 1**	EPA 200.2	676951	EPA 6020	677119
50316507001	**MW-8S**	EPA 7470	677141	EPA 7470	677300
50316507004	**Field Blank 1**	EPA 7470	677141	EPA 7470	677300
50316507001	**MW-8S**	EPA 903.1	510549		
50316507002	**MW-8S MS**	EPA 903.1	510549		
50316507003	**MW-8S MSD**	EPA 903.1	510549		
50316507004	**Field Blank 1**	EPA 903.1	510549		
50316507001	**MW-8S**	EPA 904.0	510550		
50316507002	**MW-8S MS**	EPA 904.0	510550		
50316507003	**MW-8S MSD**	EPA 904.0	510550		
50316507004	**Field Blank 1**	EPA 904.0	510550		
50316507001	**MW-8S**	Total Radium Calculation	514741		
50316507004	**Field Blank 1**	Total Radium Calculation	514741		
50316507001	**MW-8S**	SM 2320B	677381		
50316507004	**Field Blank 1**	SM 2320B	677381		
50316507001	**MW-8S**	SM 2540C	677053		
50316507004	**Field Blank 1**	SM 2540C	677049		
50316507001	**MW-8S**	SM 4500-H+B	677484		
50316507004	**Field Blank 1**	SM 4500-H+B	677484		
50316507001	**MW-8S**	SM 4500-S2-D	676796		
50316507004	**Field Blank 1**	SM 4500-S2-D	676796		
50316507001	**MW-8S**	HACH 8146	678397		
50316507004	**Field Blank 1**	HACH 8146	678397		
50316507001	**MW-8S**	EPA 353.2	676251		
50316507004	**Field Blank 1**	EPA 353.2	676251		
50316507001	**MW-8S**	EPA 365.1	676640	EPA 365.1	677706
50316507004	**Field Blank 1**	EPA 365.1	676640	EPA 365.1	677706
50316507001	**MW-8S**	SM 5310C	678321		
50316507004	**Field Blank 1**	SM 5310C	678321		
50316507001	**MW-8S**	SM 5310C	677653		

This report shall not be reproduced, except in full,
without the written consent of Pace Analytical Services, LLC.

Pace Analytical
WWW.PACELABS.COM

CHAIN-OF-CUSTODY / Analytical Request Doc

The Chain-of-Custody is a LEGAL DOCUMENT. All relevant fields must

WO# : 50316507

50316507

Section A	Section B	Section C
Required Client Information:	**Required Project Information:**	**Invoice Information:**
Company: Atlas Indianapolis	Report To: Mark Breting	Attention: Accounts Payable - Paula Sedam
Address: 7988 Centerpoint Drive Suite 100	Copy To:	Company Name: Atlas Indianapolis
Indianapolis, IN 46256		Address:
Email: mark.breting@oneatlas.com	Purchase Order #:	Pace Quote:
Phone: (317)579-4082 Fax:	Project Name: Harding St Profile 1 Report 1	Pace Project Manager: Hayden Putt
Requested Due Date:	Project #:	Pace Profile #: 10498/15

State / Location: IN

SAMPLE ID
One Character per box.
(A-Z, 0-9 / , -)
Sample Ids must be unique

MATRIX	CODE
Drinking Water	DW
Water	WT
Waste Water	WW
Product	P
Soil/Solid	SL
Oil	OL
Wipe	WP
Air	AR
Other	OT
Tissue	TS

ITEM #	SAMPLE ID	MATRIX CODE (see valid codes to left)	SAMPLE TYPE (G=GRAB C=COMP)	COLLECTED START DATE	COLLECTED START TIME	COLLECTED END DATE	COLLECTED END TIME	SAMPLE TEMP AT COLLECTION	# OF CONTAINERS	Preservatives: Unpreserved	H2SO4	HNO3	HCl	NaOH + ZnAcetate	Na2S2O3	Methanol	Other	Analyses Test Y/N	TDS/ NO3,NO2-Wet	(Cl, F, SO4) by IC	Metals, Total*	Metals Diss. Field Filtered**	Rad-228	Rad-226	Alkalinity, Ferrous Iron, pH	TOC by 5310C	DOC by 5310C	Sulfide	Phosphate		Residual Chlorine (Y/N)	
																		Requested Analysis Filtered (Y/N)				Y					Y						
1	MW-1S	WT							11	3	3	4		1					X	X	X	X	X	X	X	X	X	X			
2	MW-1D	WT							11	3	3	4		1					X	X	X	X	X	X	X	X	X	X			
3	MW-2S	WT							11	3	3	4		1					X	X	X	X	X	X	X	X	X	X			
4	MW-2D	WT							11	3	3	4		1					X	X	X	X	X	X	X	X	X	X			
5	MW-3S	WT							11	3	3	4		1					X	X	X	X	X	X	X	X	X	X			
6	MW-3D	WT							11	3	3	4		1					X	X	X	X	X	X	X	X	X	X			
7	MW-4S	WT							11	3	3	4		1					X	X	X	X	X	X	X	X	X	X			
8	MW-5S	WT							11	3	3	4		1					X	X	X	X	X	X	X	X	X	X			
9	MW-6S	WT							11	3	3	4		1					X	X	X	X	X	X	X	X	X	X			
10	MW-7S	WT							11	3	3	4		1					X	X	X	X	X	X	X	X	X	X			
11	MW-7D	WT							11	3	3	4		1					X	X	X	X	X	X	X	X	X	X			
12	MW-8S	WT	G			5/13/22	1335		11	3	3	4		1					X	X	X	X	X	X	X	X	X	X		MS/MSD	

001
002
003

ADDITIONAL COMMENTS	RELINQUISHED BY / AFFILIATION	DATE	TIME	ACCEPTED BY / AFFILIATION	DATE	TIME
* Metals: 6010 (Al, Ba, B, Cd, Cr, Fe, Pb, Mn, Mo, Ca, Mg, Na, K, Li, SiO2)	Mark Breting/Atlas	5/13/22	1600		5/13/22	1600
6020 (Be, Co, As, Se, Sb, Tl) 7470 Hg						
** Dissolved FF 6010 (Mo, Mn)						
Alkalinity = (Total , Bicarb & Carb)						

SAMPLE CONDITIONS			
See Sciv	Y	N	Y

SAMPLER NAME AND SIGNATURE

PRINT Name of SAMPLER: MARK BRETING

SIGNATURE of SAMPLER: Mark Breting DATE Signed: 5/13/22

TEMP in C	Received on Ice (Y/N)	Custody Sealed Cooler (Y/N)	Samples Intact (Y/N)

Pace Analytical
WWW.PACELABS.COM

CHAIN-OF-CUSTODY / Analytical Request Document

The Chain-of-Custody is a LEGAL DOCUMENT. All relevant fields must be completed accurately.

Page : 3 Of 3

Section A Required Client Information:		Section B Required Project Information:		Section C Invoice Information:	
Company:	Atlas Indianapolis	Report To:	Mark Breting	Attention:	Accounts Payable - Paula Sedam
Address:	7988 Centerpoint Drive Suite 100	Copy To:		Company Name:	Atlas Indianapolis
	Indianapolis, IN 46256			Address:	
Email:	mark.breting@oneatlas.com	Purchase Order #:		Pace Quote:	
Phone:	(317)579-4082 Fax:	Project Name:	Harding St Profile 1 Report 1	Pace Project Manager:	Hayden Putt
Requested Due Date:		Project #:		Pace Profile #:	10498/15

Regulatory Agency

State / Location: IN

SAMPLE ID
One Character per box.
(A-Z, 0-9 / , -)
Sample Ids must be unique

MATRIX	CODE
Drinking Water	DW
Water	WT
Waste Water	WW
Product	P
Soil/Solid	SL
Oil	OL
Wipe	WP
Air	AR
Other	OT
Tissue	TS

Requested Analysis Filtered (Y/N)

ITEM #	SAMPLE ID	MATRIX CODE (see valid codes to left)	SAMPLE TYPE (G=GRAB C=COMP)	COLLECTED START DATE	COLLECTED START TIME	COLLECTED END DATE	COLLECTED END TIME	SAMPLE TEMP AT COLLECTION	# OF CONTAINERS	Preservatives: Unpreserved	H2SO4	HNO3	HCl	NaOH + ZnAcetate	Na2S2O3	Methanol	Other	Analyses Test Y/N	TDS/ NO3,NO2-Wet	(Cl, F, SO4 by IC	Metals, Total*	Metals Diss. Field Filtered** (Y)	Rad-228	Rad-226	Alkalinity, Ferrous Iron, pH	TOC by 5310C	DOC by 5310C (Y)	Sulfide	Phosphate	Residual Chlorine (Y/N)	
25	MW-15S	WT							11	3	3	4		1					X	X	X	X	X	X	X	X	X	X	X		
26	MW-15I	WT							11	3	3	4		1					X	X	X	X	X	X	X	X	X	X	X		
27	MW-15D	WT							11	3	3	4		1					X	X	X	X	X	X	X	X	X	X	X		
28	DUP 1	WT							11	3	3	4		1					X	X	X	X	X	X	X	X	X	X	X		
29	DUP 2	WT							11	3	3	4		1					X	X	X	X	X	X	X	X	X	X	X		
30	Field Blank 1	WT	G			5/13/22	1445		9	3	2	3		1					X	X	X		X	X	X	X		X	X		004
31																															
32																															
33																															
34																															
35																															
36																															

ADDITIONAL COMMENTS	RELINQUISHED BY / AFFILIATION	DATE	TIME	ACCEPTED BY / AFFILIATION	DATE	TIME	SAMPLE CONDITIONS			
* Metals: 6010 (Al, Ba, B, Cd, Cr, Fe, Pb, Mn, Mo, Ca, Mg, Na, K, Li, SiO2)	Mark Breting / Atlas	5/13/22	1600		5/13/22	1600	Ice/Cool	Y	N	Y
6020 (Be, Co, As, Se, Sb, Tl) 7470 Hg										
** Dissolved FF 6010 (Mo, Mn)										
Alkalinity = (Total , Bicarb & Carb)										

SAMPLER NAME AND SIGNATURE

PRINT Name of SAMPLER: MARK BRETING

SIGNATURE of SAMPLER: Mark Breting

DATE Signed: 5/13/22

TEMP in C | Received on Ice (Y/N) | Custody Sealed Cooler (Y/N) | Samples Intact (Y/N)

SAMPLE CONDITION UPON RECEIPT FORM

Date/Time and Initials of person examining contents: MCS 5/13/22 1730

1. **Courier:** ☐ FED EX ☐ UPS ☑ CLIENT ☐ PACE ☐ USPS ☐ OTHER _____

2. **Custody Seal on Cooler/Box Present:** ☐ Yes ☑ No

(If yes)Seals Intact: ☐ Yes ☐ No **(leave blank if no seals were present)**

3. **Thermometer:** 1 2 3 4 (5) 6 A B (C) D E F

4. **Cooler Temperature(s):** 4.7 / 4.3 | 5.4 / 5.1 | | |
(Initial/Corrected) RECORD TEMPS OF ALL COOLERS RECEIVED (use Comments below to add more)

5. **Packing Material:** ☐ Bubble Wrap ☑ Bubble Bags ☐ None ☐ Other _____

6. **Ice Type:** ☑ Wet ☐ Blue ☐ None

7. **If temp. is over 6°C or under 0°C, was the PM notified?:** ☐ Yes ☐ No
Cooler temp should be above freezing to 6°C

All discrepancies will be written out in the comments section below.

	Yes	No		Yes	No	N/A
USDA Regulated Soils? (HI, ID, NY, WA, OR,CA, NM, TX, OK, AR, LA, TN, AL, MS, NC, SC, GA, FL, or Puerto Rico)		✓	All containers needing acid/base preservation have been pH CHECKED?: **Exceptions: VOA, coliform, LLHg, O&G, RAD CHEM, and any container with a septum cap or preserved with HCl.** **Circle:** **HNO3 (<2) H2SO4 (<2) NaOH (>10) NaOH(ZnAc (>9)** Any non-conformance to pH recommendations will be noted on the container count form	✓		
Short Hold Time Analysis (48 hours or less)? **Analysis:** NO3	✓					
Time 5035A TC placed in Freezer or Short Holds To Lab	Time:			Present	Absent	N/A
			Residual Chlorine Check (SVOC 625 Pest/PCB 608)			✓
Rush TAT Requested (4 days or less):		✓	Residual Chlorine Check (Total/Amenable/Free Cyanide)			✓
Custody Signatures Present?	✓		Headspace Wisconsin Sulfide?			✓
Containers Intact?:	✓		Headspace in VOA Vials (>6mm): See Containter Count form for details	Present	Absent	No VOA Vials Sent ✓
Sample Label (IDs/Dates/Times) Match COC?: Except TCs, which only require sample ID	✓		Trip Blank Present?		✓	
Extra labels on Terracore Vials? (soils only)		✓	Trip Blank Custody Seals?:			✓

COMMENTS:

COC PAGE 1 of 2

Sample Container Count

SBS
DI
MeOH (only)
BK
Kit

** Place a RED dot on containers that are out of conformance **

COC Line Item	WGFU	R	DG9H VG9H	VOA VIAL HS (>6mm)	VG9U	DG9U	VG9T	AG0U	AG1H	AG1U	AG2U	AG3S	AG3SF	AG3C	BP1U	BP1N	BP2U	BP3U	BP3N	BP3F	BP3S	BP3B	BP3Z	CG3H	Syringe Kit			Matrix	HNO3/ H2SO4 pH <2	NaOH/ ZNAc pH >9	NaOH pH>10
1																															
2																															
3																															
4																															
5																															
6																															
7																															
8																															
9																															
10																															
11																															
12												3	3			6	3	6	3	3	3		3					SW	✓	✓	

Container Codes

Glass

DG9H	40mL HCl amber voa vial	BG1T	1L Na Thiosulfate clear glass	
DG9P	40mL TSP amber vial	BG1U	1L unpreserved glass	
DG9S	40mL H2SO4 amber vial	BG3H	250mL HCl Clear Glass	
DG9T	40mL Na Thio amber vial	BG3U	250mL Unpres Clear Glass	
DG9U	40mL unpreserved amber vial	AG0U	100mL unpres amber glass	
VG9H	40mL HCl clear vial	AG1H	1L HCl amber glass	
VG9T	40mL Na Thio. clear vial	AG1S	1L H2SO4 amber glass	
VG9U	40mL unpreserved clear vial	AG1T	1L Na Thiosulfate amber glass	
I	40mL w/hexane wipe vial	AG1U	1liter unpres amber glass	
WGKU	8oz unpreserved clear jar	AG2N	500mL HNO3 amber glass	
WGFU	4oz clear soil jar	AG2S	500mL H2SO4 amber glass	
JGFU	4oz unpreserved amber wide	AG2U	500mL unpres amber glass	
CG3H	250mL clear glass HCl	AG3S	250mL H2SO4 amber glass	
BG1H	1L HCl clear glass	AG3SF	250mL H2SO4 amb glass -field filtered	
BG1S	1L H2SO4 clear glass	AG3U	250mL unpres amber glass	
GN	General	AG3C	250mL NaOH amber glass	

Plastic / Misc.

BP1B	1L NaOH plastic
BP1N	1L HNO3 plastic
BP1S	1L H2SO4 plastic
BP1U	1L unpreserved plastic
BP1Z	1L NaOH, Zn, Ac
BP2N	500mL HNO3 plastic
BP2C	500mL NaOH plastic
BP2S	500mL H2SO4 plastic
BP2U	500mL unpreserved plastic
BP2Z	500mL NaOH, Zn Ac
BP3B	250mL NaOH plastic
BP3N	250mL HNO3 plastic
BP3F	250mL HNO3 plastic-field filtered
BP3U	250mL unpreserved plastic
BP3S	250mL H2SO4 plastic
BP3Z	250mL NaOH, ZnAc plastic

BP4U	125mL unpreserved plastic
BP4N	125mL HNO3 plastic
BP4S	125mL H2SO4 plastic

Syringe Kit	LL Cr+6 sampling kit

AF	Air Filter
C	Air Cassettes
R	Terracore kit
SP5T	120mL Coliform Na Thiosulfate
U	Summa Can
ZPLC	Ziploc Bag

WT		Water	
SL		Solid	
NAL	OL	Non-aqueous liquid	Oil
WP		Wipe	

COC PAGE 2 of 2

Sample Container Count

SBS
DI
MeOH (only)
BK
Kit

** Place a RED dot on containers that are out of conformance **

COC Line Item	WGFU	R	DG9H VG9H	VOA VIAL HS (>6mm)	VG9U	DG9U	VG9T	AG0U	AG1H	AG1U	AG2U	AG3S	AG3SF	AG3C	BP1U	BP1N	BP2U	BP3U	BP3N	BP3F	BP3S	BP3B	BP3Z	CG3H	Syringe Kit			Matrix	HNO3/ H2SO4 pH <2	NaOH/ ZNAc pH >9	NaOH pH>10
1																															
2																															
3																															
4																															
5																															
6												1				2	1	2	1		1		1					5G	✓	✓	
7																															
8																															
9																															
10																															
11																															
12																															

Container Codes

Glass

DG9H	40mL HCl amber voa vial	BG1T	1L Na Thiosulfate clear glass	BP1B	1L NaOH plastic
DG9P	40mL TSP amber vial	BG1U	1L unpreserved glass	BP1N	1L HNO3 plastic
DG9S	40mL H2SO4 amber vial	BG3H	250mL HCl Clear Glass	BP1S	1L H2SO4 plastic
DG9T	40mL Na Thio amber vial	BG3U	250mL Unpres Clear Glass	BP1U	1L unpreserved plastic
DG9U	40mL unpreserved amber vial	AG0U	100mL unpres amber glass	BP1Z	1L NaOH, Zn, Ac
VG9H	40mL HCl clear vial	AG1H	1L HCl amber glass	BP2N	500mL HNO3 plastic
VG9T	40mL Na Thio. clear vial	AG1S	1L H2SO4 amber glass	BP2C	500mL NaOH plastic
VG9U	40mL unpreserved clear vial	AG1T	1L Na Thiosulfate amber glass	BP2S	500mL H2SO4 plastic
I	40mL w/hexane wipe vial	AG1U	1liter unpres amber glass	BP2U	500mL unpreserved plastic
WGKU	8oz unpreserved clear jar	AG2N	500mL HNO3 amber glass	BP2Z	500mL NaOH, Zn Ac
WGFU	4oz clear soil jar	AG2S	500mL H2SO4 amber glass	BP3B	250mL NaOH plastic
JGFU	4oz unpreserved amber wide	AG2U	500mL unpres amber glass	BP3N	250mL HNO3 plastic
CG3H	250mL clear glass HCl	AG3S	250mL H2SO4 amber glass	BP3F	250mL HNO3 plastic-field filtered
BG1H	1L HCl clear glass	AG3SF	250mL H2SO4 amb glass -field filtered	BP3U	250mL unpreserved plastic
BG1S	1L H2SO4 clear glass	AG3U	250mL unpres amber glass	BP3S	250mL H2SO4 plastic
GN	General	AG3C	250mL NaOH amber glass	BP3Z	250mL NaOH, ZnAc plastic

Plastic / Misc.

BP4U	125mL unpreserved plastic
BP4N	125mL HNO3 plastic
BP4S	125mL H2SO4 plastic

Syringe Kit	LL Cr+6 sampling kit

AF	Air Filter
C	Air Cassettes
R	Terracore kit
SP5T	120mL Coliform Na Thiosulfate
U	Summa Can
ZPLC	Ziploc Bag

WT		Water	
SL		Solid	
NAL	OL	Non-aqueous liquid	Oil
WP		Wipe	

Pace Analytical Services, LLC
7726 Moller Road
Indianapolis, IN 46268
(317)228-3100

August 01, 2022

Mr. Mark Breting
ATC Group Services
7988 Centerpoint Drive
Suite 100
Indianapolis, IN 46256

RE: Project: Harding St Profile 1 Report 2
Pace Project No.: 50316511

Dear Mr. Breting:

Enclosed are the analytical results for sample(s) received by the laboratory on May 13, 2022. The results relate only to the samples included in this report. Results reported herein conform to the applicable TNI/NELAC Standards and the laboratory's Quality Manual, where applicable, unless otherwise noted in the body of the report.

The test results provided in this final report were generated by each of the following laboratories within the Pace Network:

- Pace Analytical Services - Indianapolis
- Pace Analytical Services - Greensburg

If you have any questions concerning this report, please feel free to contact me.

Sincerely,

Hayden Putt
hayden.putt@pacelabs.com
(317)228-3145
Project Manager

Enclosures

cc: Mr. Robert Miller, Haley & Aldrich

This report shall not be reproduced, except in full,
without the written consent of Pace Analytical Services, LLC.

Pace Analytical Services, LLC
7726 Moller Road
Indianapolis, IN 46268
(317)228-3100

CERTIFICATIONS

Project: Harding St Profile 1 Report 2
Pace Project No.: 50316511

Pace Analytical Services Pennsylvania

1638 Roseytown Rd Suites 2,3&4, Greensburg, PA 15601
ANAB DOD-ELAP Rad Accreditation #: L2417
Alabama Certification #: 41590
Arizona Certification #: AZ0734
Arkansas Certification
California Certification #: 04222CA
Colorado Certification #: PA01547
Connecticut Certification #: PH-0694
Delaware Certification
EPA Region 4 DW Rad
Florida/TNI Certification #: E87683
Georgia Certification #: C040
Florida: Cert E871149 SEKS WET
Guam Certification
Hawaii Certification
Idaho Certification
Illinois Certification
Indiana Certification
Iowa Certification #: 391
Kansas/TNI Certification #: E-10358
Kentucky Certification #: KY90133
KY WW Permit #: KY0098221
KY WW Permit #: KY0000221
Louisiana DHH/TNI Certification #: LA180012
Louisiana DEQ/TNI Certification #: 4086
Maine Certification #: 2017020
Maryland Certification #: 308
Massachusetts Certification #: M-PA1457
Michigan/PADEP Certification #: 9991
Missouri Certification #: 235
Montana Certification #: Cert0082
Nebraska Certification #: NE-OS-29-14
Nevada Certification #: PA014572018-1
New Hampshire/TNI Certification #: 297617
New Jersey/TNI Certification #: PA051
New Mexico Certification #: PA01457
New York/TNI Certification #: 10888
North Carolina Certification #: 42706
North Dakota Certification #: R-190
Ohio EPA Rad Approval: #41249
Oregon/TNI Certification #: PA200002-010
Pennsylvania/TNI Certification #: 65-00282
Puerto Rico Certification #: PA01457
Rhode Island Certification #: 65-00282
South Dakota Certification
Tennessee Certification #: 02867
Texas/TNI Certification #: T104704188-17-3
Utah/TNI Certification #: PA014572017-9
USDA Soil Permit #: P330-17-00091
Vermont Dept. of Health: ID# VT-0282
Virgin Island/PADEP Certification
Virginia/VELAP Certification #: 460198
Washington Certification #: C868
West Virginia DEP Certification #: 143
West Virginia DHHR Certification #: 9964C
Wisconsin Approve List for Rad
Wyoming Certification #: 8TMS-L

Pace Analytical Services Indianapolis

7726 Moller Road, Indianapolis, IN 46268
Illinois Accreditation #: 200074
Indiana Drinking Water Laboratory #: C-49-06
Kansas/TNI Certification #: E-10177
Kentucky UST Agency Interest #: 80226
Kentucky WW Laboratory ID #: 98019
Michigan Drinking Water Laboratory #9050
Ohio VAP Certified Laboratory #: CL0065
Oklahoma Laboratory #: 9204
Texas Certification #: T104704355
Wisconsin Laboratory #: 999788130
USDA Soil Permit #: P330-19-00257

REPORT OF LABORATORY ANALYSIS

This report shall not be reproduced, except in full,
without the written consent of Pace Analytical Services, LLC.

Pace Analytical Services, LLC
7726 Moller Road
Indianapolis, IN 46268
(317)228-3100

SAMPLE SUMMARY

Project: Harding St Profile 1 Report 2
Pace Project No.: 50316511

Lab ID	Sample ID	Matrix	Date Collected	Date Received
50316511001	**PZ-100S**	Water	05/13/22 13:55	05/13/22 17:10
50316511002	**PZ-100D**	Water	05/13/22 13:55	05/13/22 17:10
50316511003	**MW-102S**	Water	05/13/22 10:45	05/13/22 17:10
50316511004	**MW-104S**	Water	05/13/22 11:45	05/13/22 17:10
50316511005	**MW-104D**	Water	05/13/22 10:25	05/13/22 17:10
50316511006	**MW-102D**	Water	05/13/22 11:55	05/13/22 17:10
50316511007	**PZ-100D RAD MS**	Water	05/13/22 13:55	05/13/22 17:10
50316511008	**PZ-100D RAD MSD**	Water	05/13/22 13:55	05/13/22 17:10

This report shall not be reproduced, except in full,
without the written consent of Pace Analytical Services, LLC.

Pace Analytical Services, LLC
7726 Moller Road
Indianapolis, IN 46268
(317)228-3100

SAMPLE ANALYTE COUNT

Project: Harding St Profile 1 Report 2
Pace Project No.: 50316511

Lab ID	Sample ID	Method	Analysts	Analytes Reported	Laboratory
50316511001	**PZ-100S**	EPA 9056	BK1	3	PASI-I
		EPA 6010	MTM	15	PASI-I
		EPA 6010	JPK	2	PASI-I
		EPA 6020	DMT	4	PASI-I
		EPA 903.1	SLC	1	PASI-PA
		EPA 904.0	VAL	1	PASI-PA
		Total Radium Calculation	JAL	1	PASI-PA
		SM 2320B	TAY	3	PASI-I
		SM 2540C	BSW	1	PASI-I
		SM 4500-H+B	TRK	1	PASI-I
		SM 4500-S2-D	SWJ	1	PASI-I
		HACH 8146	ZM	1	PASI-I
		EPA 353.2	OAS	2	PASI-I
		EPA 365.1	ZM	1	PASI-I
		SM 5310C	MMS	1	PASI-I
		SM 5310C	ZM	1	PASI-I
50316511002	**PZ-100D**	EPA 9056	BK1	3	PASI-I
		EPA 6010	MTM	15	PASI-I
		EPA 6010	JPK	2	PASI-I
		EPA 6020	DMT	4	PASI-I
		EPA 903.1	SLC	1	PASI-PA
		EPA 904.0	VAL	1	PASI-PA
		Total Radium Calculation	JAL	1	PASI-PA
		SM 2320B	TAY	3	PASI-I
		SM 2540C	BSW	1	PASI-I
		SM 4500-H+B	TRK	1	PASI-I
		SM 4500-S2-D	SWJ	1	PASI-I
		HACH 8146	ZM	1	PASI-I
		EPA 353.2	OAS	2	PASI-I
		EPA 365.1	ZM	1	PASI-I
		SM 5310C	MMS	1	PASI-I
		SM 5310C	ZM	1	PASI-I
50316511003	**MW-102S**	EPA 6010	MTM	15	PASI-I
		EPA 6010	JPK	2	PASI-I
		EPA 6020	DMT	4	PASI-I
		EPA 903.1	SLC	1	PASI-PA
		EPA 904.0	VAL	1	PASI-PA

REPORT OF LABORATORY ANALYSIS

This report shall not be reproduced, except in full,
without the written consent of Pace Analytical Services, LLC.

Pace Analytical Services, LLC
7726 Moller Road
Indianapolis, IN 46268
(317)228-3100

SAMPLE ANALYTE COUNT

Project: Harding St Profile 1 Report 2
Pace Project No.: 50316511

Lab ID	Sample ID	Method	Analysts	Analytes Reported	Laboratory
		Total Radium Calculation	JAL	1	PASI-PA
		SM 4500-S2-D	SWJ	1	PASI-I
		EPA 365.1	ZM	1	PASI-I
		SM 5310C	MMS	1	PASI-I
		SM 5310C	ZM	1	PASI-I
50316511004	**MW-104S**	EPA 9056	BK1	3	PASI-I
		EPA 6010	MTM	15	PASI-I
		EPA 6010	JPK	2	PASI-I
		EPA 6020	DMT	4	PASI-I
		EPA 903.1	SLC	1	PASI-PA
		EPA 904.0	VAL	1	PASI-PA
		Total Radium Calculation	JAL	1	PASI-PA
		SM 2320B	TAY	3	PASI-I
		SM 2540C	BSW	1	PASI-I
		SM 4500-H+B	TRK	1	PASI-I
		SM 4500-S2-D	SWJ	1	PASI-I
		HACH 8146	ZM	1	PASI-I
		EPA 353.2	OAS	2	PASI-I
		EPA 365.1	ZM	1	PASI-I
		SM 5310C	MMS	1	PASI-I
		SM 5310C	ZM	1	PASI-I
50316511005	**MW-104D**	EPA 9056	BK1	3	PASI-I
		EPA 6010	MTM	15	PASI-I
		EPA 6010	JPK	2	PASI-I
		EPA 6020	DMT	4	PASI-I
		EPA 903.1	SLC	1	PASI-PA
		EPA 904.0	VAL	1	PASI-PA
		Total Radium Calculation	JAL	1	PASI-PA
		SM 2320B	TAY	3	PASI-I
		SM 2540C	BSW	1	PASI-I
		SM 4500-H+B	TRK	1	PASI-I
		SM 4500-S2-D	SWJ	1	PASI-I
		HACH 8146	ZM	1	PASI-I
		EPA 353.2	OAS	2	PASI-I
		EPA 365.1	ZM	1	PASI-I
		SM 5310C	MMS	1	PASI-I
		SM 5310C	ZM	1	PASI-I

REPORT OF LABORATORY ANALYSIS

This report shall not be reproduced, except in full,
without the written consent of Pace Analytical Services, LLC.

Pace Analytical Services, LLC
7726 Moller Road
Indianapolis, IN 46268
(317)228-3100

SAMPLE ANALYTE COUNT

Project: Harding St Profile 1 Report 2
Pace Project No.: 50316511

Lab ID	Sample ID	Method	Analysts	Analytes Reported	Laboratory
50316511006	**MW-102D**	EPA 9056	BK1	3	PASI-I
		EPA 6010	MTM	15	PASI-I
		EPA 6010	JPK	2	PASI-I
		EPA 6020	DMT	4	PASI-I
		EPA 903.1	SLC	1	PASI-PA
		EPA 904.0	VAL	1	PASI-PA
		Total Radium Calculation	JAL	1	PASI-PA
		SM 2320B	TAY	3	PASI-I
		SM 2540C	BSW	1	PASI-I
		SM 4500-H+B	TRK	1	PASI-I
		SM 4500-S2-D	SWJ	1	PASI-I
		HACH 8146	ZM	1	PASI-I
		EPA 353.2	OAS	2	PASI-I
		EPA 365.1	ZM	1	PASI-I
		SM 5310C	ZM	1	PASI-I
		SM 5310C	ZM	1	PASI-I
50316511007	**PZ-100D RAD MS**	EPA 903.1	SLC	1	PASI-PA
		EPA 904.0	VAL	1	PASI-PA
50316511008	**PZ-100D RAD MSD**	EPA 903.1	SLC	1	PASI-PA
		EPA 904.0	VAL	1	PASI-PA

PASI-I = Pace Analytical Services - Indianapolis
PASI-PA = Pace Analytical Services - Greensburg

This report shall not be reproduced, except in full,
without the written consent of Pace Analytical Services, LLC.

Pace Analytical Services, LLC
7726 Moller Road
Indianapolis, IN 46268
(317)228-3100

SUMMARY OF DETECTION

Project: Harding St Profile 1 Report 2
Pace Project No.: 50316511

Lab Sample ID / Method	Client Sample ID / Parameters	Result	Units	Report Limit	Analyzed	Qualifiers
50316511001	**PZ-100S**					
EPA 9056	Chloride	267	mg/L	25.0	05/27/22 07:34	
EPA 9056	Fluoride	2.0	mg/L	0.10	05/27/22 06:57	
EPA 9056	Sulfate	455	mg/L	25.0	05/27/22 07:34	
EPA 6010	Barium	34.4	ug/L	10.0	05/27/22 09:58	
EPA 6010	Boron	2160	ug/L	100	05/27/22 09:58	
EPA 6010	Calcium	176000	ug/L	1000	05/27/22 09:58	
EPA 6010	Iron	1800	ug/L	100	05/27/22 09:58	
EPA 6010	Lithium	61.2	ug/L	20.0	05/27/22 09:58	
EPA 6010	Magnesium	59900	ug/L	1000	05/27/22 09:58	
EPA 6010	Manganese	359	ug/L	10.0	05/27/22 09:58	
EPA 6010	Molybdenum	113	ug/L	10.0	05/27/22 09:58	
EPA 6010	Potassium	10700	ug/L	1000	05/27/22 09:58	
EPA 6010	Silica	15300	ug/L	450	05/27/22 09:58	N2
EPA 6010	Sodium	230000	ug/L	2000	05/27/22 12:10	
EPA 6010	Manganese, Dissolved	373	ug/L	10.0	05/27/22 03:53	
EPA 6010	Molybdenum, Dissolved	115	ug/L	10.0	05/27/22 03:53	
EPA 6020	Arsenic	2.6	ug/L	1.0	05/20/22 08:16	
EPA 903.1	Radium-226	0.810 ± 0.495 (0.608) C:NA T:84%	pCi/L		06/29/22 12:09	
EPA 904.0	Radium-228	0.451 ± 0.351 (0.686) C:78% T:84%	pCi/L		06/23/22 15:15	
Total Radium Calculation	Total Radium	1.26 ± 0.846 (1.29)	pCi/L		06/30/22 15:17	
SM 2320B	Alkalinity, Total as CaCO3	335	mg/L	2.0	05/21/22 13:35	
SM 2320B	Alkalinity,Bicarbonate (CaCO3)	335	mg/L	2.0	05/21/22 13:35	
SM 2540C	Total Dissolved Solids	1530	mg/L	20.0	05/19/22 15:16	
SM 4500-H+B	pH at 25 Degrees C	7.5	Std. Units	0.10	05/21/22 08:51	H3
EPA 353.2	Nitrogen, Nitrate	0.13	mg/L	0.10	05/14/22 09:50	
50316511002	**PZ-100D**					
EPA 9056	Chloride	211	mg/L	25.0	05/27/22 08:29	
EPA 9056	Fluoride	0.60	mg/L	0.10	05/27/22 07:52	
EPA 9056	Sulfate	579	mg/L	25.0	05/27/22 08:29	
EPA 6010	Barium	59.5	ug/L	10.0	05/27/22 10:01	
EPA 6010	Boron	6770	ug/L	100	05/27/22 10:01	
EPA 6010	Calcium	232000	ug/L	2000	05/27/22 12:12	
EPA 6010	Iron	3270	ug/L	100	05/27/22 10:01	
EPA 6010	Lithium	81.1	ug/L	20.0	05/27/22 10:01	
EPA 6010	Magnesium	58600	ug/L	1000	05/27/22 10:01	
EPA 6010	Manganese	230	ug/L	10.0	05/27/22 10:01	
EPA 6010	Molybdenum	152	ug/L	10.0	05/27/22 10:01	
EPA 6010	Potassium	11900	ug/L	1000	05/27/22 10:01	
EPA 6010	Silica	12800	ug/L	450	05/27/22 10:01	N2
EPA 6010	Sodium	156000	ug/L	1000	05/27/22 10:01	

REPORT OF LABORATORY ANALYSIS

This report shall not be reproduced, except in full,
without the written consent of Pace Analytical Services, LLC.

Pace Analytical Services, LLC
7726 Moller Road
Indianapolis, IN 46268
(317)228-3100

SUMMARY OF DETECTION

Project: Harding St Profile 1 Report 2
Pace Project No.: 50316511

Lab Sample ID / Method	Client Sample ID / Parameters	Result	Units	Report Limit	Analyzed	Qualifiers
50316511002	**PZ-100D**					
EPA 6010	Manganese, Dissolved	232	ug/L	10.0	05/27/22 03:55	
EPA 6010	Molybdenum, Dissolved	150	ug/L	10.0	05/27/22 03:55	
EPA 6020	Arsenic	81.3	ug/L	1.0	05/20/22 08:20	
EPA 903.1	Radium-226	0.655 ± 0.407 (0.402) C:NA T:77%	pCi/L		06/29/22 12:09	
EPA 904.0	Radium-228	0.587 ± 0.456 (0.897) C:71% T:77%	pCi/L		06/23/22 15:15	
Total Radium Calculation	Total Radium	1.24 ± 0.863 (1.30)	pCi/L		06/30/22 15:17	
SM 2320B	Alkalinity, Total as CaCO3	260	mg/L	2.0	05/21/22 13:35	
SM 2320B	Alkalinity,Bicarbonate (CaCO3)	260	mg/L	2.0	05/21/22 13:35	
SM 2540C	Total Dissolved Solids	1490	mg/L	20.0	05/19/22 15:33	
SM 4500-H+B	pH at 25 Degrees C	7.4	Std. Units	0.10	05/21/22 08:52	H3
EPA 365.1	Phosphate as P04	0.59	mg/L	0.15	05/21/22 10:07	
SM 5310C	Total Organic Carbon	1.6	mg/L	1.0	05/26/22 08:41	
SM 5310C	Dissolved Organic Carbon	2.0	mg/L	1.0	05/24/22 06:27	
50316511003	**MW-102S**					
EPA 6010	Aluminum	5320	ug/L	200	05/27/22 10:11	
EPA 6010	Barium	74.3	ug/L	10.0	05/27/22 10:11	
EPA 6010	Boron	5710	ug/L	100	05/27/22 10:11	
EPA 6010	Calcium	256000	ug/L	2000	05/27/22 12:18	
EPA 6010	Chromium	13.7	ug/L	10.0	05/27/22 10:11	
EPA 6010	Iron	23800	ug/L	100	05/27/22 10:11	
EPA 6010	Lithium	62.9	ug/L	20.0	05/27/22 10:11	
EPA 6010	Magnesium	83900	ug/L	1000	05/27/22 10:11	
EPA 6010	Manganese	631	ug/L	10.0	05/27/22 10:11	
EPA 6010	Molybdenum	44.9	ug/L	10.0	05/27/22 10:11	
EPA 6010	Potassium	12000	ug/L	1000	05/27/22 10:11	
EPA 6010	Silica	32500	ug/L	450	05/27/22 10:11	N2
EPA 6010	Sodium	162000	ug/L	1000	05/27/22 10:11	
EPA 6010	Manganese, Dissolved	550	ug/L	10.0	05/27/22 04:08	
EPA 6010	Molybdenum, Dissolved	40.3	ug/L	10.0	05/27/22 04:08	
EPA 6020	Arsenic	83.6	ug/L	1.0	05/20/22 08:49	
EPA 6020	Cobalt	2.8	ug/L	1.0	05/20/22 08:49	
EPA 6020	Selenium	1.1	ug/L	1.0	05/20/22 08:49	
EPA 903.1	Radium-226	0.270 ± 0.319 (0.502) C:NA T:75%	pCi/L		06/29/22 12:09	
EPA 904.0	Radium-228	0.587 ± 0.436 (0.843) C:71% T:75%	pCi/L		06/23/22 15:15	

REPORT OF LABORATORY ANALYSIS

This report shall not be reproduced, except in full,
without the written consent of Pace Analytical Services, LLC.

Pace Analytical Services, LLC
7726 Moller Road
Indianapolis, IN 46268
(317)228-3100

SUMMARY OF DETECTION

Project: Harding St Profile 1 Report 2
Pace Project No.: 50316511

Lab Sample ID / Method	Client Sample ID / Parameters	Result	Units	Report Limit	Analyzed	Qualifiers
50316511003	**MW-102S**					
Total Radium Calculation	Total Radium	0.857 ± 0.755 (1.35)	pCi/L		06/30/22 15:17	
EPA 365.1	Phosphate as P04	0.23	mg/L	0.15	05/21/22 10:10	
SM 5310C	Total Organic Carbon	2.2	mg/L	2.0	05/26/22 09:23	
SM 5310C	Dissolved Organic Carbon	10.9	mg/L	1.0	05/24/22 07:29	
50316511004	**MW-104S**					
EPA 9056	Chloride	58.2	mg/L	2.5	05/27/22 11:52	
EPA 9056	Fluoride	0.22	mg/L	0.10	05/27/22 11:34	
EPA 9056	Sulfate	748	mg/L	25.0	05/27/22 12:11	
EPA 6010	Barium	28.8	ug/L	10.0	05/27/22 10:14	
EPA 6010	Boron	1270	ug/L	100	05/27/22 10:14	
EPA 6010	Calcium	302000	ug/L	2000	05/27/22 12:20	
EPA 6010	Lithium	26.3	ug/L	20.0	05/27/22 10:14	
EPA 6010	Magnesium	79300	ug/L	1000	05/27/22 10:14	
EPA 6010	Potassium	6800	ug/L	1000	05/27/22 10:14	
EPA 6010	Silica	10700	ug/L	450	05/27/22 10:14	N2
EPA 6010	Sodium	62100	ug/L	1000	05/27/22 10:14	
EPA 6020	Selenium	3.9	ug/L	1.0	05/20/22 08:53	
EPA 903.1	Radium-226	0.469 ± 0.454 (0.704) C:NA T:85%	pCi/L		06/29/22 12:09	
EPA 904.0	Radium-228	0.391 ± 0.331 (0.655) C:78% T:85%	pCi/L		06/23/22 15:15	
Total Radium Calculation	Total Radium	0.860 ± 0.785 (1.36)	pCi/L		06/30/22 15:17	
SM 2320B	Alkalinity, Total as CaCO3	377	mg/L	2.0	05/21/22 13:35	
SM 2320B	Alkalinity,Bicarbonate (CaCO3)	377	mg/L	2.0	05/21/22 13:35	
SM 2540C	Total Dissolved Solids	1670	mg/L	20.0	05/19/22 15:16	
SM 4500-H+B	pH at 25 Degrees C	7.0	Std. Units	0.10	05/21/22 08:53	H3
EPA 353.2	Nitrogen, Nitrate	0.60	mg/L	0.10	05/14/22 09:37	
SM 5310C	Dissolved Organic Carbon	2.2	mg/L	1.0	05/24/22 07:48	
50316511005	**MW-104D**					
EPA 9056	Chloride	116	mg/L	2.5	05/27/22 12:48	
EPA 9056	Fluoride	0.14	mg/L	0.10	05/27/22 12:29	
EPA 9056	Sulfate	738	mg/L	25.0	05/27/22 13:06	
EPA 6010	Barium	66.2	ug/L	10.0	05/27/22 10:20	
EPA 6010	Boron	2720	ug/L	100	05/27/22 10:20	
EPA 6010	Calcium	305000	ug/L	2000	05/27/22 12:22	
EPA 6010	Iron	6720	ug/L	100	05/27/22 10:20	
EPA 6010	Lithium	23.0	ug/L	20.0	05/27/22 10:20	
EPA 6010	Magnesium	78400	ug/L	1000	05/27/22 10:20	
EPA 6010	Manganese	1220	ug/L	10.0	05/27/22 10:20	

REPORT OF LABORATORY ANALYSIS

This report shall not be reproduced, except in full,
without the written consent of Pace Analytical Services, LLC.

Pace Analytical Services, LLC
7726 Moller Road
Indianapolis, IN 46268
(317)228-3100

SUMMARY OF DETECTION

Project: Harding St Profile 1 Report 2
Pace Project No.: 50316511

Lab Sample ID / Method	Client Sample ID / Parameters	Result	Units	Report Limit	Analyzed	Qualifiers
50316511005	**MW-104D**					
EPA 6010	Potassium	9540	ug/L	1000	05/27/22 10:20	
EPA 6010	Silica	11200	ug/L	450	05/27/22 10:20	N2
EPA 6010	Sodium	90000	ug/L	1000	05/27/22 10:20	
EPA 6010	Manganese, Dissolved	425	ug/L	10.0	05/27/22 04:16	
EPA 6020	Arsenic	6.6	ug/L	1.0	05/20/22 08:57	
EPA 6020	Cobalt	1.1	ug/L	1.0	05/20/22 08:57	
EPA 6020	Selenium	1.5	ug/L	1.0	05/20/22 08:57	
EPA 903.1	Radium-226	0.409 ± 0.465 (0.756) C:NA T:91%	pCi/L		06/29/22 12:30	
EPA 904.0	Radium-228	0.273 ± 0.329 (0.694) C:77% T:91%	pCi/L		06/23/22 15:15	
Total Radium Calculation	Total Radium	0.682 ± 0.794 (1.45)	pCi/L		06/30/22 15:17	
SM 2320B	Alkalinity, Total as CaCO3	370	mg/L	2.0	05/21/22 13:35	
SM 2320B	Alkalinity,Bicarbonate (CaCO3)	370	mg/L	2.0	05/21/22 13:35	
SM 2540C	Total Dissolved Solids	1630	mg/L	20.0	05/19/22 15:17	
SM 4500-H+B	pH at 25 Degrees C	7.0	Std. Units	0.10	05/21/22 08:54	H3
EPA 353.2	Nitrogen, Nitrate	0.26	mg/L	0.10	05/14/22 09:34	
SM 5310C	Total Organic Carbon	1.2	mg/L	1.0	05/26/22 10:16	
SM 5310C	Dissolved Organic Carbon	1.7	mg/L	1.0	05/24/22 08:47	
50316511006	**MW-102D**					
EPA 9056	Chloride	183	mg/L	25.0	05/27/22 14:38	
EPA 9056	Fluoride	0.21	mg/L	0.10	05/27/22 14:01	
EPA 9056	Sulfate	1190	mg/L	25.0	05/27/22 14:38	
EPA 6010	Barium	55.2	ug/L	10.0	05/27/22 10:23	
EPA 6010	Boron	20300	ug/L	100	05/27/22 10:23	
EPA 6010	Calcium	364000	ug/L	2000	05/27/22 12:24	
EPA 6010	Iron	5210	ug/L	100	05/27/22 10:23	
EPA 6010	Lithium	63.1	ug/L	20.0	05/27/22 10:23	
EPA 6010	Magnesium	62600	ug/L	1000	05/27/22 10:23	
EPA 6010	Manganese	476	ug/L	10.0	05/27/22 10:23	
EPA 6010	Molybdenum	448	ug/L	10.0	05/27/22 10:23	
EPA 6010	Potassium	16000	ug/L	1000	05/27/22 10:23	
EPA 6010	Silica	13800	ug/L	450	05/27/22 10:23	N2
EPA 6010	Sodium	174000	ug/L	1000	05/27/22 10:23	
EPA 6010	Manganese, Dissolved	484	ug/L	10.0	05/27/22 04:18	
EPA 6010	Molybdenum, Dissolved	444	ug/L	10.0	05/27/22 04:18	
EPA 6020	Arsenic	51.3	ug/L	1.0	05/20/22 09:09	
EPA 903.1	Radium-226	18.2 ± 2.83 (0.469) C:NA T:84%	pCi/L		06/29/22 12:30	

REPORT OF LABORATORY ANALYSIS

This report shall not be reproduced, except in full,
without the written consent of Pace Analytical Services, LLC.

Pace Analytical Services, LLC
7726 Moller Road
Indianapolis, IN 46268
(317)228-3100

SUMMARY OF DETECTION

Project: Harding St Profile 1 Report 2
Pace Project No.: 50316511

Lab Sample ID / Method	Client Sample ID / Parameters	Result	Units	Report Limit	Analyzed	Qualifiers
50316511006	**MW-102D**					
EPA 904.0	Radium-228	0.637 ± 0.403 (0.754) C:80% T:84%	pCi/L		06/23/22 15:15	
Total Radium Calculation	Total Radium	18.8 ± 3.23 (1.22)	pCi/L		06/30/22 15:17	
SM 2320B	Alkalinity, Total as CaCO3	107	mg/L	2.0	05/21/22 13:35	
SM 2320B	Alkalinity,Bicarbonate (CaCO3)	107	mg/L	2.0	05/21/22 13:35	
SM 2540C	Total Dissolved Solids	2070	mg/L	40.0	05/19/22 15:33	
SM 4500-H+B	pH at 25 Degrees C	7.2	Std. Units	0.10	05/21/22 08:55	H3
EPA 365.1	Phosphate as P04	0.71	mg/L	0.15	05/21/22 10:12	
SM 5310C	Total Organic Carbon	1.9	mg/L	1.0	05/25/22 22:45	
SM 5310C	Dissolved Organic Carbon	2.7	mg/L	1.0	05/24/22 09:14	
50316511007	**PZ-100D RAD MS**					
EPA 903.1	Radium-226	89.53 %REC ± NA (NA) C:NA T:NA%	pCi/L		06/29/22 12:30	
EPA 904.0	Radium-228	63.57 %REC ± NA (NA) C:NA T:NA	pCi/L		06/23/22 15:15	
50316511008	**PZ-100D RAD MSD**					
EPA 903.1	Radium-226	67.35 %REC 28.28 RPD ± NA (NA) C:NA T:NA%	pCi/L		06/29/22 14:20	1d
EPA 904.0	Radium-228	73.44 %REC 14.4RPD ± NA (NA) C:NA T:NA	pCi/L		06/23/22 15:16	

REPORT OF LABORATORY ANALYSIS

This report shall not be reproduced, except in full,
without the written consent of Pace Analytical Services, LLC.

Pace Analytical Services, LLC
7726 Moller Road
Indianapolis, IN 46268
(317)228-3100

ANALYTICAL RESULTS

Project: Harding St Profile 1 Report 2
Pace Project No.: 50316511

Sample: PZ-100S **Lab ID: 50316511001** Collected: 05/13/22 13:55 Received: 05/13/22 17:10 Matrix: Water

Parameters	Results	Units	Report Limit	DF	Prepared	Analyzed	CAS No.	Qual
9056 IC Anions	Analytical Method: EPA 9056							
	Pace Analytical Services - Indianapolis							
Chloride	**267**	mg/L	25.0	100		05/27/22 07:34	16887-00-6	
Fluoride	**2.0**	mg/L	0.10	1		05/27/22 06:57	16984-48-8	
Sulfate	**455**	mg/L	25.0	100		05/27/22 07:34	14808-79-8	
6010 MET ICP	Analytical Method: EPA 6010 Preparation Method: EPA 3010							
	Pace Analytical Services - Indianapolis							
Aluminum	ND	ug/L	200	1	05/25/22 16:16	05/27/22 09:58	7429-90-5	
Barium	**34.4**	ug/L	10.0	1	05/25/22 16:16	05/27/22 09:58	7440-39-3	
Boron	**2160**	ug/L	100	1	05/25/22 16:16	05/27/22 09:58	7440-42-8	
Cadmium	ND	ug/L	2.0	1	05/25/22 16:16	05/27/22 09:58	7440-43-9	
Calcium	**176000**	ug/L	1000	1	05/25/22 16:16	05/27/22 09:58	7440-70-2	
Chromium	ND	ug/L	10.0	1	05/25/22 16:16	05/27/22 09:58	7440-47-3	
Iron	**1800**	ug/L	100	1	05/25/22 16:16	05/27/22 09:58	7439-89-6	
Lead	ND	ug/L	10.0	1	05/25/22 16:16	05/27/22 09:58	7439-92-1	
Lithium	**61.2**	ug/L	20.0	1	05/25/22 16:16	05/27/22 09:58	7439-93-2	
Magnesium	**59900**	ug/L	1000	1	05/25/22 16:16	05/27/22 09:58	7439-95-4	
Manganese	**359**	ug/L	10.0	1	05/25/22 16:16	05/27/22 09:58	7439-96-5	
Molybdenum	**113**	ug/L	10.0	1	05/25/22 16:16	05/27/22 09:58	7439-98-7	
Potassium	**10700**	ug/L	1000	1	05/25/22 16:16	05/27/22 09:58	7440-09-7	
Silica	**15300**	ug/L	450	1	05/25/22 16:16	05/27/22 09:58	7631-86-9	N2
Sodium	**230000**	ug/L	2000	2	05/25/22 16:16	05/27/22 12:10	7440-23-5	
6010 MET ICP, Dissolved	Analytical Method: EPA 6010 Preparation Method: EPA 3010							
	Pace Analytical Services - Indianapolis							
Manganese, Dissolved	**373**	ug/L	10.0	1	05/25/22 15:30	05/27/22 03:53	7439-96-5	
Molybdenum, Dissolved	**115**	ug/L	10.0	1	05/25/22 15:30	05/27/22 03:53	7439-98-7	
6020 MET ICPMS	Analytical Method: EPA 6020 Preparation Method: EPA 200.2							
	Pace Analytical Services - Indianapolis							
Antimony	ND	ug/L	1.0	1	05/19/22 15:10	05/20/22 08:16	7440-36-0	
Arsenic	**2.6**	ug/L	1.0	1	05/19/22 15:10	05/20/22 08:16	7440-38-2	
Cobalt	ND	ug/L	1.0	1	05/19/22 15:10	05/20/22 08:16	7440-48-4	
Selenium	ND	ug/L	1.0	1	05/19/22 15:10	05/20/22 08:16	7782-49-2	
2320B Alkalinity	Analytical Method: SM 2320B							
	Pace Analytical Services - Indianapolis							
Alkalinity, Total as CaCO3	**335**	mg/L	2.0	1		05/21/22 13:35		
Alkalinity,Bicarbonate (CaCO3)	**335**	mg/L	2.0	1		05/21/22 13:35		
Alkalinity,Carbonate (CaCO3)	ND	mg/L	2.0	1		05/21/22 13:35		
2540C Total Dissolved Solids	Analytical Method: SM 2540C							
	Pace Analytical Services - Indianapolis							
Total Dissolved Solids	**1530**	mg/L	20.0	1		05/19/22 15:16		

REPORT OF LABORATORY ANALYSIS

This report shall not be reproduced, except in full,
without the written consent of Pace Analytical Services, LLC.

Pace Analytical Services, LLC
7726 Moller Road
Indianapolis, IN 46268
(317)228-3100

ANALYTICAL RESULTS

Project: Harding St Profile 1 Report 2
Pace Project No.: 50316511

Sample: PZ-100S **Lab ID: 50316511001** Collected: 05/13/22 13:55 Received: 05/13/22 17:10 Matrix: Water

Parameters	Results	Units	Report Limit	DF	Prepared	Analyzed	CAS No.	Qual
4500H+ pH, Electrometric	Analytical Method: SM 4500-H+B Pace Analytical Services - Indianapolis							
pH at 25 Degrees C	**7.5**	Std. Units	0.10	1		05/21/22 08:51		H3
4500S2D Sulfide Water	Analytical Method: SM 4500-S2-D Pace Analytical Services - Indianapolis							
Sulfide	ND	mg/L	0.10	1		05/18/22 09:54	18496-25-8	
Iron, Ferrous	Analytical Method: HACH 8146 Pace Analytical Services - Indianapolis							
Iron, Ferrous	ND	mg/L	0.20	1		05/25/22 22:46	15438-31-0	H3,N2
353.2 Nitrogen, NO2/NO3 unpres	Analytical Method: EPA 353.2 Pace Analytical Services - Indianapolis							
Nitrogen, Nitrate	**0.13**	mg/L	0.10	1		05/14/22 09:50	14797-55-8	
Nitrogen, Nitrite	ND	mg/L	0.10	1		05/14/22 09:50	14797-65-0	
365.1 Total Phosphorus	Analytical Method: EPA 365.1 Preparation Method: EPA 365.1 Pace Analytical Services - Indianapolis							
Phosphate as P04	ND	mg/L	0.15	1	05/17/22 14:30	05/21/22 10:06		
5310C TOC	Analytical Method: SM 5310C Pace Analytical Services - Indianapolis							
Total Organic Carbon	ND	mg/L	4.0	4		05/26/22 15:03	7440-44-0	D3
5310C Dissolved Organic Carbon	Analytical Method: SM 5310C Pace Analytical Services - Indianapolis							
Dissolved Organic Carbon	ND	mg/L	4.0	4		05/24/22 15:29		D3

REPORT OF LABORATORY ANALYSIS

This report shall not be reproduced, except in full,
without the written consent of Pace Analytical Services, LLC.

Pace Analytical Services, LLC
7726 Moller Road
Indianapolis, IN 46268
(317)228-3100

ANALYTICAL RESULTS

Project: Harding St Profile 1 Report 2
Pace Project No.: 50316511

Sample: PZ-100D **Lab ID: 50316511002** Collected: 05/13/22 13:55 Received: 05/13/22 17:10 Matrix: Water

Parameters	Results	Units	Report Limit	DF	Prepared	Analyzed	CAS No.	Qual
9056 IC Anions	Analytical Method: EPA 9056							
	Pace Analytical Services - Indianapolis							
Chloride	**211**	mg/L	25.0	100		05/27/22 08:29	16887-00-6	
Fluoride	**0.60**	mg/L	0.10	1		05/27/22 07:52	16984-48-8	
Sulfate	**579**	mg/L	25.0	100		05/27/22 08:29	14808-79-8	
6010 MET ICP	Analytical Method: EPA 6010 Preparation Method: EPA 3010							
	Pace Analytical Services - Indianapolis							
Aluminum	ND	ug/L	200	1	05/25/22 16:16	05/27/22 10:01	7429-90-5	
Barium	**59.5**	ug/L	10.0	1	05/25/22 16:16	05/27/22 10:01	7440-39-3	
Boron	**6770**	ug/L	100	1	05/25/22 16:16	05/27/22 10:01	7440-42-8	
Cadmium	ND	ug/L	2.0	1	05/25/22 16:16	05/27/22 10:01	7440-43-9	
Calcium	**232000**	ug/L	2000	2	05/25/22 16:16	05/27/22 12:12	7440-70-2	
Chromium	ND	ug/L	10.0	1	05/25/22 16:16	05/27/22 10:01	7440-47-3	
Iron	**3270**	ug/L	100	1	05/25/22 16:16	05/27/22 10:01	7439-89-6	
Lead	ND	ug/L	10.0	1	05/25/22 16:16	05/27/22 10:01	7439-92-1	
Lithium	**81.1**	ug/L	20.0	1	05/25/22 16:16	05/27/22 10:01	7439-93-2	
Magnesium	**58600**	ug/L	1000	1	05/25/22 16:16	05/27/22 10:01	7439-95-4	
Manganese	**230**	ug/L	10.0	1	05/25/22 16:16	05/27/22 10:01	7439-96-5	
Molybdenum	**152**	ug/L	10.0	1	05/25/22 16:16	05/27/22 10:01	7439-98-7	
Potassium	**11900**	ug/L	1000	1	05/25/22 16:16	05/27/22 10:01	7440-09-7	
Silica	**12800**	ug/L	450	1	05/25/22 16:16	05/27/22 10:01	7631-86-9	N2
Sodium	**156000**	ug/L	1000	1	05/25/22 16:16	05/27/22 10:01	7440-23-5	
6010 MET ICP, Dissolved	Analytical Method: EPA 6010 Preparation Method: EPA 3010							
	Pace Analytical Services - Indianapolis							
Manganese, Dissolved	**232**	ug/L	10.0	1	05/25/22 15:30	05/27/22 03:55	7439-96-5	
Molybdenum, Dissolved	**150**	ug/L	10.0	1	05/25/22 15:30	05/27/22 03:55	7439-98-7	
6020 MET ICPMS	Analytical Method: EPA 6020 Preparation Method: EPA 200.2							
	Pace Analytical Services - Indianapolis							
Antimony	ND	ug/L	1.0	1	05/19/22 15:10	05/20/22 08:20	7440-36-0	
Arsenic	**81.3**	ug/L	1.0	1	05/19/22 15:10	05/20/22 08:20	7440-38-2	
Cobalt	ND	ug/L	1.0	1	05/19/22 15:10	05/20/22 08:20	7440-48-4	
Selenium	ND	ug/L	1.0	1	05/19/22 15:10	05/20/22 08:20	7782-49-2	
2320B Alkalinity	Analytical Method: SM 2320B							
	Pace Analytical Services - Indianapolis							
Alkalinity, Total as CaCO3	**260**	mg/L	2.0	1		05/21/22 13:35		
Alkalinity,Bicarbonate (CaCO3)	**260**	mg/L	2.0	1		05/21/22 13:35		
Alkalinity,Carbonate (CaCO3)	ND	mg/L	2.0	1		05/21/22 13:35		
2540C Total Dissolved Solids	Analytical Method: SM 2540C							
	Pace Analytical Services - Indianapolis							
Total Dissolved Solids	**1490**	mg/L	20.0	1		05/19/22 15:33		

REPORT OF LABORATORY ANALYSIS

This report shall not be reproduced, except in full,
without the written consent of Pace Analytical Services, LLC.

Pace Analytical Services, LLC
7726 Moller Road
Indianapolis, IN 46268
(317)228-3100

ANALYTICAL RESULTS

Project: Harding St Profile 1 Report 2
Pace Project No.: 50316511

Sample: PZ-100D **Lab ID: 50316511002** Collected: 05/13/22 13:55 Received: 05/13/22 17:10 Matrix: Water

Parameters	Results	Units	Report Limit	DF	Prepared	Analyzed	CAS No.	Qual
4500H+ pH, Electrometric	Analytical Method: SM 4500-H+B Pace Analytical Services - Indianapolis							
pH at 25 Degrees C	**7.4**	Std. Units	0.10	1		05/21/22 08:52		H3
4500S2D Sulfide Water	Analytical Method: SM 4500-S2-D Pace Analytical Services - Indianapolis							
Sulfide	ND	mg/L	0.10	1		05/18/22 09:54	18496-25-8	
Iron, Ferrous	Analytical Method: HACH 8146 Pace Analytical Services - Indianapolis							
Iron, Ferrous	ND	mg/L	0.20	1		05/25/22 22:47	15438-31-0	H3,N2
353.2 Nitrogen, NO2/NO3 unpres	Analytical Method: EPA 353.2 Pace Analytical Services - Indianapolis							
Nitrogen, Nitrate	ND	mg/L	0.10	1		05/14/22 09:52	14797-55-8	
Nitrogen, Nitrite	ND	mg/L	0.10	1		05/14/22 09:52	14797-65-0	
365.1 Total Phosphorus	Analytical Method: EPA 365.1 Preparation Method: EPA 365.1 Pace Analytical Services - Indianapolis							
Phosphate as P04	**0.59**	mg/L	0.15	1	05/17/22 14:30	05/21/22 10:07		
5310C TOC	Analytical Method: SM 5310C Pace Analytical Services - Indianapolis							
Total Organic Carbon	**1.6**	mg/L	1.0	1		05/26/22 08:41	7440-44-0	
5310C Dissolved Organic Carbon	Analytical Method: SM 5310C Pace Analytical Services - Indianapolis							
Dissolved Organic Carbon	**2.0**	mg/L	1.0	1		05/24/22 06:27		

REPORT OF LABORATORY ANALYSIS

This report shall not be reproduced, except in full,
without the written consent of Pace Analytical Services, LLC.

Pace Analytical Services, LLC
7726 Moller Road
Indianapolis, IN 46268
(317)228-3100

ANALYTICAL RESULTS

Project: Harding St Profile 1 Report 2
Pace Project No.: 50316511

Sample: MW-102S **Lab ID: 50316511003** Collected: 05/13/22 10:45 Received: 05/13/22 17:10 Matrix: Water

Parameters	Results	Units	Report Limit	DF	Prepared	Analyzed	CAS No.	Qual
6010 MET ICP	Analytical Method: EPA 6010 Preparation Method: EPA 3010							
	Pace Analytical Services - Indianapolis							
Aluminum	**5320**	ug/L	200	1	05/25/22 16:16	05/27/22 10:11	7429-90-5	
Barium	**74.3**	ug/L	10.0	1	05/25/22 16:16	05/27/22 10:11	7440-39-3	
Boron	**5710**	ug/L	100	1	05/25/22 16:16	05/27/22 10:11	7440-42-8	
Cadmium	ND	ug/L	2.0	1	05/25/22 16:16	05/27/22 10:11	7440-43-9	
Calcium	**256000**	ug/L	2000	2	05/25/22 16:16	05/27/22 12:18	7440-70-2	
Chromium	**13.7**	ug/L	10.0	1	05/25/22 16:16	05/27/22 10:11	7440-47-3	
Iron	**23800**	ug/L	100	1	05/25/22 16:16	05/27/22 10:11	7439-89-6	
Lead	ND	ug/L	10.0	1	05/25/22 16:16	05/27/22 10:11	7439-92-1	
Lithium	**62.9**	ug/L	20.0	1	05/25/22 16:16	05/27/22 10:11	7439-93-2	
Magnesium	**83900**	ug/L	1000	1	05/25/22 16:16	05/27/22 10:11	7439-95-4	
Manganese	**631**	ug/L	10.0	1	05/25/22 16:16	05/27/22 10:11	7439-96-5	
Molybdenum	**44.9**	ug/L	10.0	1	05/25/22 16:16	05/27/22 10:11	7439-98-7	
Potassium	**12000**	ug/L	1000	1	05/25/22 16:16	05/27/22 10:11	7440-09-7	
Silica	**32500**	ug/L	450	1	05/25/22 16:16	05/27/22 10:11	7631-86-9	N2
Sodium	**162000**	ug/L	1000	1	05/25/22 16:16	05/27/22 10:11	7440-23-5	
6010 MET ICP, Dissolved	Analytical Method: EPA 6010 Preparation Method: EPA 3010							
	Pace Analytical Services - Indianapolis							
Manganese, Dissolved	**550**	ug/L	10.0	1	05/25/22 15:30	05/27/22 04:08	7439-96-5	
Molybdenum, Dissolved	**40.3**	ug/L	10.0	1	05/25/22 15:30	05/27/22 04:08	7439-98-7	
6020 MET ICPMS	Analytical Method: EPA 6020 Preparation Method: EPA 200.2							
	Pace Analytical Services - Indianapolis							
Antimony	ND	ug/L	1.0	1	05/19/22 15:10	05/20/22 08:49	7440-36-0	
Arsenic	**83.6**	ug/L	1.0	1	05/19/22 15:10	05/20/22 08:49	7440-38-2	
Cobalt	**2.8**	ug/L	1.0	1	05/19/22 15:10	05/20/22 08:49	7440-48-4	
Selenium	**1.1**	ug/L	1.0	1	05/19/22 15:10	05/20/22 08:49	7782-49-2	
4500S2D Sulfide Water	Analytical Method: SM 4500-S2-D							
	Pace Analytical Services - Indianapolis							
Sulfide	ND	mg/L	0.10	1		05/18/22 09:54	18496-25-8	
365.1 Total Phosphorus	Analytical Method: EPA 365.1 Preparation Method: EPA 365.1							
	Pace Analytical Services - Indianapolis							
Phosphate as P04	**0.23**	mg/L	0.15	1	05/17/22 14:30	05/21/22 10:10		
5310C TOC	Analytical Method: SM 5310C							
	Pace Analytical Services - Indianapolis							
Total Organic Carbon	**2.2**	mg/L	2.0	2		05/26/22 09:23	7440-44-0	
5310C Dissolved Organic Carbon	Analytical Method: SM 5310C							
	Pace Analytical Services - Indianapolis							
Dissolved Organic Carbon	**10.9**	mg/L	1.0	1		05/24/22 07:29		

REPORT OF LABORATORY ANALYSIS

This report shall not be reproduced, except in full,
without the written consent of Pace Analytical Services, LLC.

Pace Analytical Services, LLC
7726 Moller Road
Indianapolis, IN 46268
(317)228-3100

ANALYTICAL RESULTS

Project: Harding St Profile 1 Report 2
Pace Project No.: 50316511

Sample: MW-104S **Lab ID: 50316511004** Collected: 05/13/22 11:45 Received: 05/13/22 17:10 Matrix: Water

Parameters	Results	Units	Report Limit	DF	Prepared	Analyzed	CAS No.	Qual
9056 IC Anions	Analytical Method: EPA 9056							
	Pace Analytical Services - Indianapolis							
Chloride	**58.2**	mg/L	2.5	10		05/27/22 11:52	16887-00-6	
Fluoride	**0.22**	mg/L	0.10	1		05/27/22 11:34	16984-48-8	
Sulfate	**748**	mg/L	25.0	100		05/27/22 12:11	14808-79-8	
6010 MET ICP	Analytical Method: EPA 6010 Preparation Method: EPA 3010							
	Pace Analytical Services - Indianapolis							
Aluminum	ND	ug/L	200	1	05/25/22 16:16	05/27/22 10:14	7429-90-5	
Barium	**28.8**	ug/L	10.0	1	05/25/22 16:16	05/27/22 10:14	7440-39-3	
Boron	**1270**	ug/L	100	1	05/25/22 16:16	05/27/22 10:14	7440-42-8	
Cadmium	ND	ug/L	2.0	1	05/25/22 16:16	05/27/22 10:14	7440-43-9	
Calcium	**302000**	ug/L	2000	2	05/25/22 16:16	05/27/22 12:20	7440-70-2	
Chromium	ND	ug/L	10.0	1	05/25/22 16:16	05/27/22 10:14	7440-47-3	
Iron	ND	ug/L	100	1	05/25/22 16:16	05/27/22 10:14	7439-89-6	
Lead	ND	ug/L	10.0	1	05/25/22 16:16	05/27/22 10:14	7439-92-1	
Lithium	**26.3**	ug/L	20.0	1	05/25/22 16:16	05/27/22 10:14	7439-93-2	
Magnesium	**79300**	ug/L	1000	1	05/25/22 16:16	05/27/22 10:14	7439-95-4	
Manganese	ND	ug/L	10.0	1	05/25/22 16:16	05/27/22 10:14	7439-96-5	
Molybdenum	ND	ug/L	10.0	1	05/25/22 16:16	05/27/22 10:14	7439-98-7	
Potassium	**6800**	ug/L	1000	1	05/25/22 16:16	05/27/22 10:14	7440-09-7	
Silica	**10700**	ug/L	450	1	05/25/22 16:16	05/27/22 10:14	7631-86-9	N2
Sodium	**62100**	ug/L	1000	1	05/25/22 16:16	05/27/22 10:14	7440-23-5	
6010 MET ICP, Dissolved	Analytical Method: EPA 6010 Preparation Method: EPA 3010							
	Pace Analytical Services - Indianapolis							
Manganese, Dissolved	ND	ug/L	10.0	1	05/25/22 15:30	05/27/22 04:14	7439-96-5	
Molybdenum, Dissolved	ND	ug/L	10.0	1	05/25/22 15:30	05/27/22 04:14	7439-98-7	
6020 MET ICPMS	Analytical Method: EPA 6020 Preparation Method: EPA 200.2							
	Pace Analytical Services - Indianapolis							
Antimony	ND	ug/L	1.0	1	05/19/22 15:10	05/20/22 08:53	7440-36-0	
Arsenic	ND	ug/L	1.0	1	05/19/22 15:10	05/20/22 08:53	7440-38-2	
Cobalt	ND	ug/L	1.0	1	05/19/22 15:10	05/20/22 08:53	7440-48-4	
Selenium	**3.9**	ug/L	1.0	1	05/19/22 15:10	05/20/22 08:53	7782-49-2	
2320B Alkalinity	Analytical Method: SM 2320B							
	Pace Analytical Services - Indianapolis							
Alkalinity, Total as CaCO3	**377**	mg/L	2.0	1		05/21/22 13:35		
Alkalinity,Bicarbonate (CaCO3)	**377**	mg/L	2.0	1		05/21/22 13:35		
Alkalinity,Carbonate (CaCO3)	ND	mg/L	2.0	1		05/21/22 13:35		
2540C Total Dissolved Solids	Analytical Method: SM 2540C							
	Pace Analytical Services - Indianapolis							
Total Dissolved Solids	**1670**	mg/L	20.0	1		05/19/22 15:16		

REPORT OF LABORATORY ANALYSIS

This report shall not be reproduced, except in full,
without the written consent of Pace Analytical Services, LLC.

Pace Analytical Services, LLC
7726 Moller Road
Indianapolis, IN 46268
(317)228-3100

ANALYTICAL RESULTS

Project: Harding St Profile 1 Report 2
Pace Project No.: 50316511

Sample: MW-104S **Lab ID: 50316511004** Collected: 05/13/22 11:45 Received: 05/13/22 17:10 Matrix: Water

Parameters	Results	Units	Report Limit	DF	Prepared	Analyzed	CAS No.	Qual
4500H+ pH, Electrometric	Analytical Method: SM 4500-H+B Pace Analytical Services - Indianapolis							
pH at 25 Degrees C	**7.0**	Std. Units	0.10	1		05/21/22 08:53		H3
4500S2D Sulfide Water	Analytical Method: SM 4500-S2-D Pace Analytical Services - Indianapolis							
Sulfide	ND	mg/L	0.10	1		05/18/22 09:54	18496-25-8	
Iron, Ferrous	Analytical Method: HACH 8146 Pace Analytical Services - Indianapolis							
Iron, Ferrous	ND	mg/L	0.20	1		05/25/22 22:44	15438-31-0	H3,N2
353.2 Nitrogen, NO2/NO3 unpres	Analytical Method: EPA 353.2 Pace Analytical Services - Indianapolis							
Nitrogen, Nitrate	**0.60**	mg/L	0.10	1		05/14/22 09:37	14797-55-8	
Nitrogen, Nitrite	ND	mg/L	0.10	1		05/14/22 09:37	14797-65-0	
365.1 Total Phosphorus	Analytical Method: EPA 365.1 Preparation Method: EPA 365.1 Pace Analytical Services - Indianapolis							
Phosphate as P04	ND	mg/L	0.15	1	05/17/22 14:30	05/21/22 10:11		
5310C TOC	Analytical Method: SM 5310C Pace Analytical Services - Indianapolis							
Total Organic Carbon	ND	mg/L	1.0	1		05/26/22 10:05	7440-44-0	
5310C Dissolved Organic Carbon	Analytical Method: SM 5310C Pace Analytical Services - Indianapolis							
Dissolved Organic Carbon	**2.2**	mg/L	1.0	1		05/24/22 07:48		

This report shall not be reproduced, except in full,
without the written consent of Pace Analytical Services, LLC.

Pace Analytical Services, LLC
7726 Moller Road
Indianapolis, IN 46268
(317)228-3100

ANALYTICAL RESULTS

Project: Harding St Profile 1 Report 2
Pace Project No.: 50316511

Sample: MW-104D **Lab ID: 50316511005** Collected: 05/13/22 10:25 Received: 05/13/22 17:10 Matrix: Water

Parameters	Results	Units	Report Limit	DF	Prepared	Analyzed	CAS No.	Qual
9056 IC Anions	Analytical Method: EPA 9056							
	Pace Analytical Services - Indianapolis							
Chloride	**116**	mg/L	2.5	10		05/27/22 12:48	16887-00-6	
Fluoride	**0.14**	mg/L	0.10	1		05/27/22 12:29	16984-48-8	
Sulfate	**738**	mg/L	25.0	100		05/27/22 13:06	14808-79-8	
6010 MET ICP	Analytical Method: EPA 6010 Preparation Method: EPA 3010							
	Pace Analytical Services - Indianapolis							
Aluminum	ND	ug/L	200	1	05/25/22 16:16	05/27/22 10:20	7429-90-5	
Barium	**66.2**	ug/L	10.0	1	05/25/22 16:16	05/27/22 10:20	7440-39-3	
Boron	**2720**	ug/L	100	1	05/25/22 16:16	05/27/22 10:20	7440-42-8	
Cadmium	ND	ug/L	2.0	1	05/25/22 16:16	05/27/22 10:20	7440-43-9	
Calcium	**305000**	ug/L	2000	2	05/25/22 16:16	05/27/22 12:22	7440-70-2	
Chromium	ND	ug/L	10.0	1	05/25/22 16:16	05/27/22 10:20	7440-47-3	
Iron	**6720**	ug/L	100	1	05/25/22 16:16	05/27/22 10:20	7439-89-6	
Lead	ND	ug/L	10.0	1	05/25/22 16:16	05/27/22 10:20	7439-92-1	
Lithium	**23.0**	ug/L	20.0	1	05/25/22 16:16	05/27/22 10:20	7439-93-2	
Magnesium	**78400**	ug/L	1000	1	05/25/22 16:16	05/27/22 10:20	7439-95-4	
Manganese	**1220**	ug/L	10.0	1	05/25/22 16:16	05/27/22 10:20	7439-96-5	
Molybdenum	ND	ug/L	10.0	1	05/25/22 16:16	05/27/22 10:20	7439-98-7	
Potassium	**9540**	ug/L	1000	1	05/25/22 16:16	05/27/22 10:20	7440-09-7	
Silica	**11200**	ug/L	450	1	05/25/22 16:16	05/27/22 10:20	7631-86-9	N2
Sodium	**90000**	ug/L	1000	1	05/25/22 16:16	05/27/22 10:20	7440-23-5	
6010 MET ICP, Dissolved	Analytical Method: EPA 6010 Preparation Method: EPA 3010							
	Pace Analytical Services - Indianapolis							
Manganese, Dissolved	**425**	ug/L	10.0	1	05/25/22 15:30	05/27/22 04:16	7439-96-5	
Molybdenum, Dissolved	ND	ug/L	10.0	1	05/25/22 15:30	05/27/22 04:16	7439-98-7	
6020 MET ICPMS	Analytical Method: EPA 6020 Preparation Method: EPA 200.2							
	Pace Analytical Services - Indianapolis							
Antimony	ND	ug/L	1.0	1	05/19/22 15:10	05/20/22 08:57	7440-36-0	
Arsenic	**6.6**	ug/L	1.0	1	05/19/22 15:10	05/20/22 08:57	7440-38-2	
Cobalt	**1.1**	ug/L	1.0	1	05/19/22 15:10	05/20/22 08:57	7440-48-4	
Selenium	**1.5**	ug/L	1.0	1	05/19/22 15:10	05/20/22 08:57	7782-49-2	
2320B Alkalinity	Analytical Method: SM 2320B							
	Pace Analytical Services - Indianapolis							
Alkalinity, Total as CaCO3	**370**	mg/L	2.0	1		05/21/22 13:35		
Alkalinity,Bicarbonate (CaCO3)	**370**	mg/L	2.0	1		05/21/22 13:35		
Alkalinity,Carbonate (CaCO3)	ND	mg/L	2.0	1		05/21/22 13:35		
2540C Total Dissolved Solids	Analytical Method: SM 2540C							
	Pace Analytical Services - Indianapolis							
Total Dissolved Solids	**1630**	mg/L	20.0	1		05/19/22 15:17		

REPORT OF LABORATORY ANALYSIS

This report shall not be reproduced, except in full,
without the written consent of Pace Analytical Services, LLC.

Pace Analytical Services, LLC
7726 Moller Road
Indianapolis, IN 46268
(317)228-3100

ANALYTICAL RESULTS

Project: Harding St Profile 1 Report 2
Pace Project No.: 50316511

Sample: MW-104D **Lab ID: 50316511005** Collected: 05/13/22 10:25 Received: 05/13/22 17:10 Matrix: Water

Parameters	Results	Units	Report Limit	DF	Prepared	Analyzed	CAS No.	Qual
4500H+ pH, Electrometric	Analytical Method: SM 4500-H+B Pace Analytical Services - Indianapolis							
pH at 25 Degrees C	**7.0**	Std. Units	0.10	1		05/21/22 08:54		H3
4500S2D Sulfide Water	Analytical Method: SM 4500-S2-D Pace Analytical Services - Indianapolis							
Sulfide	ND	mg/L	0.10	1		05/18/22 09:54	18496-25-8	
Iron, Ferrous	Analytical Method: HACH 8146 Pace Analytical Services - Indianapolis							
Iron, Ferrous	ND	mg/L	0.20	1		05/25/22 22:44	15438-31-0	H3,N2
353.2 Nitrogen, NO2/NO3 unpres	Analytical Method: EPA 353.2 Pace Analytical Services - Indianapolis							
Nitrogen, Nitrate	**0.26**	mg/L	0.10	1		05/14/22 09:34	14797-55-8	
Nitrogen, Nitrite	ND	mg/L	0.10	1		05/14/22 09:34	14797-65-0	
365.1 Total Phosphorus	Analytical Method: EPA 365.1 Preparation Method: EPA 365.1 Pace Analytical Services - Indianapolis							
Phosphate as P04	ND	mg/L	0.15	1	05/17/22 14:30	05/21/22 10:11		
5310C TOC	Analytical Method: SM 5310C Pace Analytical Services - Indianapolis							
Total Organic Carbon	**1.2**	mg/L	1.0	1		05/26/22 10:16	7440-44-0	
5310C Dissolved Organic Carbon	Analytical Method: SM 5310C Pace Analytical Services - Indianapolis							
Dissolved Organic Carbon	**1.7**	mg/L	1.0	1		05/24/22 08:47		

REPORT OF LABORATORY ANALYSIS

This report shall not be reproduced, except in full,
without the written consent of Pace Analytical Services, LLC.

Pace Analytical Services, LLC
7726 Moller Road
Indianapolis, IN 46268
(317)228-3100

ANALYTICAL RESULTS

Project: Harding St Profile 1 Report 2
Pace Project No.: 50316511

Sample: MW-102D **Lab ID: 50316511006** Collected: 05/13/22 11:55 Received: 05/13/22 17:10 Matrix: Water

Parameters	Results	Units	Report Limit	DF	Prepared	Analyzed	CAS No.	Qual
9056 IC Anions	Analytical Method: EPA 9056							
	Pace Analytical Services - Indianapolis							
Chloride	**183**	mg/L	25.0	100		05/27/22 14:38	16887-00-6	
Fluoride	**0.21**	mg/L	0.10	1		05/27/22 14:01	16984-48-8	
Sulfate	**1190**	mg/L	25.0	100		05/27/22 14:38	14808-79-8	
6010 MET ICP	Analytical Method: EPA 6010 Preparation Method: EPA 3010							
	Pace Analytical Services - Indianapolis							
Aluminum	ND	ug/L	200	1	05/25/22 16:16	05/27/22 10:23	7429-90-5	
Barium	**55.2**	ug/L	10.0	1	05/25/22 16:16	05/27/22 10:23	7440-39-3	
Boron	**20300**	ug/L	100	1	05/25/22 16:16	05/27/22 10:23	7440-42-8	
Cadmium	ND	ug/L	2.0	1	05/25/22 16:16	05/27/22 10:23	7440-43-9	
Calcium	**364000**	ug/L	2000	2	05/25/22 16:16	05/27/22 12:24	7440-70-2	
Chromium	ND	ug/L	10.0	1	05/25/22 16:16	05/27/22 10:23	7440-47-3	
Iron	**5210**	ug/L	100	1	05/25/22 16:16	05/27/22 10:23	7439-89-6	
Lead	ND	ug/L	10.0	1	05/25/22 16:16	05/27/22 10:23	7439-92-1	
Lithium	**63.1**	ug/L	20.0	1	05/25/22 16:16	05/27/22 10:23	7439-93-2	
Magnesium	**62600**	ug/L	1000	1	05/25/22 16:16	05/27/22 10:23	7439-95-4	
Manganese	**476**	ug/L	10.0	1	05/25/22 16:16	05/27/22 10:23	7439-96-5	
Molybdenum	**448**	ug/L	10.0	1	05/25/22 16:16	05/27/22 10:23	7439-98-7	
Potassium	**16000**	ug/L	1000	1	05/25/22 16:16	05/27/22 10:23	7440-09-7	
Silica	**13800**	ug/L	450	1	05/25/22 16:16	05/27/22 10:23	7631-86-9	N2
Sodium	**174000**	ug/L	1000	1	05/25/22 16:16	05/27/22 10:23	7440-23-5	
6010 MET ICP, Dissolved	Analytical Method: EPA 6010 Preparation Method: EPA 3010							
	Pace Analytical Services - Indianapolis							
Manganese, Dissolved	**484**	ug/L	10.0	1	05/25/22 15:30	05/27/22 04:18	7439-96-5	
Molybdenum, Dissolved	**444**	ug/L	10.0	1	05/25/22 15:30	05/27/22 04:18	7439-98-7	
6020 MET ICPMS	Analytical Method: EPA 6020 Preparation Method: EPA 200.2							
	Pace Analytical Services - Indianapolis							
Antimony	ND	ug/L	1.0	1	05/19/22 15:10	05/20/22 09:09	7440-36-0	
Arsenic	**51.3**	ug/L	1.0	1	05/19/22 15:10	05/20/22 09:09	7440-38-2	
Cobalt	ND	ug/L	1.0	1	05/19/22 15:10	05/20/22 09:09	7440-48-4	
Selenium	ND	ug/L	1.0	1	05/19/22 15:10	05/20/22 09:09	7782-49-2	
2320B Alkalinity	Analytical Method: SM 2320B							
	Pace Analytical Services - Indianapolis							
Alkalinity, Total as CaCO3	**107**	mg/L	2.0	1		05/21/22 13:35		
Alkalinity,Bicarbonate (CaCO3)	**107**	mg/L	2.0	1		05/21/22 13:35		
Alkalinity,Carbonate (CaCO3)	ND	mg/L	2.0	1		05/21/22 13:35		
2540C Total Dissolved Solids	Analytical Method: SM 2540C							
	Pace Analytical Services - Indianapolis							
Total Dissolved Solids	**2070**	mg/L	40.0	1		05/19/22 15:33		

REPORT OF LABORATORY ANALYSIS

This report shall not be reproduced, except in full,
without the written consent of Pace Analytical Services, LLC.

Pace Analytical Services, LLC
7726 Moller Road
Indianapolis, IN 46268
(317)228-3100

ANALYTICAL RESULTS

Project: Harding St Profile 1 Report 2
Pace Project No.: 50316511

Sample: MW-102D **Lab ID: 50316511006** Collected: 05/13/22 11:55 Received: 05/13/22 17:10 Matrix: Water

Parameters	Results	Units	Report Limit	DF	Prepared	Analyzed	CAS No.	Qual
4500H+ pH, Electrometric	Analytical Method: SM 4500-H+B Pace Analytical Services - Indianapolis							
pH at 25 Degrees C	**7.2**	Std. Units	0.10	1		05/21/22 08:55		H3
4500S2D Sulfide Water	Analytical Method: SM 4500-S2-D Pace Analytical Services - Indianapolis							
Sulfide	ND	mg/L	0.10	1		05/18/22 09:54	18496-25-8	
Iron, Ferrous	Analytical Method: HACH 8146 Pace Analytical Services - Indianapolis							
Iron, Ferrous	ND	mg/L	0.20	1		05/25/22 22:44	15438-31-0	H3,N2
353.2 Nitrogen, NO2/NO3 unpres	Analytical Method: EPA 353.2 Pace Analytical Services - Indianapolis							
Nitrogen, Nitrate	ND	mg/L	0.10	1		05/14/22 09:39	14797-55-8	
Nitrogen, Nitrite	ND	mg/L	0.10	1		05/14/22 09:39	14797-65-0	
365.1 Total Phosphorus	Analytical Method: EPA 365.1 Preparation Method: EPA 365.1 Pace Analytical Services - Indianapolis							
Phosphate as P04	**0.71**	mg/L	0.15	1	05/17/22 14:30	05/21/22 10:12		
5310C TOC	Analytical Method: SM 5310C Pace Analytical Services - Indianapolis							
Total Organic Carbon	**1.9**	mg/L	1.0	1		05/25/22 22:45	7440-44-0	
5310C Dissolved Organic Carbon	Analytical Method: SM 5310C Pace Analytical Services - Indianapolis							
Dissolved Organic Carbon	**2.7**	mg/L	1.0	1		05/24/22 09:14		

REPORT OF LABORATORY ANALYSIS

This report shall not be reproduced, except in full,
without the written consent of Pace Analytical Services, LLC.

Pace Analytical Services, LLC
7726 Moller Road
Indianapolis, IN 46268
(317)228-3100

QUALITY CONTROL DATA

Project: Harding St Profile 1 Report 2
Pace Project No.: 50316511

QC Batch: 678196
QC Batch Method: EPA 9056
Analysis Method: EPA 9056
Analysis Description: 9056 IC Anions
Laboratory: Pace Analytical Services - Indianapolis
Associated Lab Samples: 50316511001, 50316511002, 50316511004, 50316511005, 50316511006

METHOD BLANK: 3122419 Matrix: Water
Associated Lab Samples: 50316511001, 50316511002, 50316511004, 50316511005, 50316511006

Parameter	Units	Blank Result	Reporting Limit	Analyzed	Qualifiers
Chloride	mg/L	ND	0.25	05/27/22 06:20	
Fluoride	mg/L	ND	0.10	05/27/22 06:20	
Sulfate	mg/L	ND	0.25	05/27/22 06:20	

LABORATORY CONTROL SAMPLE: 3122420

Parameter	Units	Spike Conc.	LCS Result	LCS % Rec	% Rec Limits	Qualifiers
Chloride	mg/L	1.2	1.2	94	80-120	
Fluoride	mg/L	0.5	0.54	109	80-120	
Sulfate	mg/L	2.5	2.5	102	80-120	

MATRIX SPIKE & MATRIX SPIKE DUPLICATE: 3122421 3122422

Parameter	Units	50316511002 Result	MS Spike Conc.	MSD Spike Conc.	MS Result	MSD Result	MS % Rec	MSD % Rec	% Rec Limits	RPD	Max RPD	Qual
Chloride	mg/L	211	125	125	320	319	87	87	80-120	0	15	
Fluoride	mg/L	0.60	0.5	0.5	1.2	1.1	109	109	80-120	0	15	
Sulfate	mg/L	579	250	250	791	791	85	85	80-120	0	15	

Results presented on this page are in the units indicated by the "Units" column except where an alternate unit is presented to the right of the result.

REPORT OF LABORATORY ANALYSIS

This report shall not be reproduced, except in full,
without the written consent of Pace Analytical Services, LLC.

Pace Analytical Services, LLC
7726 Moller Road
Indianapolis, IN 46268
(317)228-3100

QUALITY CONTROL DATA

Project: Harding St Profile 1 Report 2
Pace Project No.: 50316511

QC Batch: 677587
QC Batch Method: EPA 3010
Analysis Method: EPA 6010
Analysis Description: 6010 MET
Laboratory: Pace Analytical Services - Indianapolis
Associated Lab Samples: 50316511001, 50316511002, 50316511003, 50316511004, 50316511005, 50316511006

METHOD BLANK: 3120361 Matrix: Water
Associated Lab Samples: 50316511001, 50316511002, 50316511003, 50316511004, 50316511005, 50316511006

Parameter	Units	Blank Result	Reporting Limit	Analyzed	Qualifiers
Aluminum	ug/L	ND	200	05/27/22 09:56	
Barium	ug/L	ND	10.0	05/27/22 09:56	
Boron	ug/L	ND	100	05/27/22 09:56	
Cadmium	ug/L	ND	2.0	05/27/22 09:56	
Calcium	ug/L	ND	1000	05/27/22 09:56	
Chromium	ug/L	ND	10.0	05/27/22 09:56	
Iron	ug/L	ND	100	05/27/22 09:56	
Lead	ug/L	ND	10.0	05/27/22 09:56	
Lithium	ug/L	ND	20.0	05/27/22 09:56	
Magnesium	ug/L	ND	1000	05/27/22 09:56	
Manganese	ug/L	ND	10.0	05/27/22 09:56	
Molybdenum	ug/L	ND	10.0	05/27/22 09:56	
Potassium	ug/L	ND	1000	05/27/22 09:56	
Silica	ug/L	ND	450	05/27/22 09:56	N2
Sodium	ug/L	ND	1000	05/27/22 09:56	

LABORATORY CONTROL SAMPLE: 3120362

Parameter	Units	Spike Conc.	LCS Result	LCS % Rec	% Rec Limits	Qualifiers
Aluminum	ug/L	10000	10200	102	80-120	
Barium	ug/L	1000	1040	104	80-120	
Boron	ug/L	1000	1020	102	80-120	
Cadmium	ug/L	1000	1020	102	80-120	
Calcium	ug/L	10000	10500	105	80-120	
Chromium	ug/L	1000	1040	104	80-120	
Iron	ug/L	10000	10100	101	80-120	
Lead	ug/L	1000	983	98	80-120	
Lithium	ug/L	1000	1090	109	80-120	
Magnesium	ug/L	10000	10000	100	80-120	
Manganese	ug/L	1000	999	100	80-120	
Molybdenum	ug/L	1000	1070	107	80-120	
Potassium	ug/L	10000	10200	102	80-120	
Silica	ug/L	10700	11000	102	80-120	N2
Sodium	ug/L	10000	10400	104	80-120	

Results presented on this page are in the units indicated by the "Units" column except where an alternate unit is presented to the right of the result.

REPORT OF LABORATORY ANALYSIS

This report shall not be reproduced, except in full,
without the written consent of Pace Analytical Services, LLC.

Pace Analytical Services, LLC
7726 Moller Road
Indianapolis, IN 46268
(317)228-3100

QUALITY CONTROL DATA

Project: Harding St Profile 1 Report 2
Pace Project No.: 50316511

MATRIX SPIKE & MATRIX SPIKE DUPLICATE: 3120363 3120364

Parameter	Units	50316511002 Result	MS Spike Conc.	MSD Spike Conc.	MS Result	MSD Result	MS % Rec	MSD % Rec	% Rec Limits	RPD	Max RPD	Qual
Aluminum	ug/L	ND	10000	10000	10600	10500	106	105	75-125	1	20	
Barium	ug/L	59.5	1000	1000	1080	1060	102	100	75-125	2	20	
Boron	ug/L	6770	1000	1000	7890	7730	111	95	75-125	2	20	
Cadmium	ug/L	ND	1000	1000	1050	1030	105	103	75-125	2	20	
Calcium	ug/L	232000	10000	10000	252000	247000	206	152	75-125	2	20	P6
Chromium	ug/L	ND	1000	1000	1040	1010	104	101	75-125	3	20	
Iron	ug/L	3270	10000	10000	13100	12800	98	95	75-125	2	20	
Lead	ug/L	ND	1000	1000	948	926	95	93	75-125	2	20	
Lithium	ug/L	81.1	1000	1000	1250	1230	117	115	75-125	2	20	
Magnesium	ug/L	58600	10000	10000	68700	67500	100	88	75-125	2	20	
Manganese	ug/L	230	1000	1000	1210	1190	98	96	75-125	2	20	
Molybdenum	ug/L	152	1000	1000	1220	1190	107	104	75-125	2	20	
Potassium	ug/L	11900	10000	10000	23000	22800	111	108	75-125	1	20	
Silica	ug/L	12800	10700	10700	24000	23600	105	102	75-125	1	20	N2
Sodium	ug/L	156000	10000	10000	166000	164000	97	77	75-125	1	20	

Results presented on this page are in the units indicated by the "Units" column except where an alternate unit is presented to the right of the result.

REPORT OF LABORATORY ANALYSIS

This report shall not be reproduced, except in full,
without the written consent of Pace Analytical Services, LLC.

Pace Analytical Services, LLC
7726 Moller Road
Indianapolis, IN 46268
(317)228-3100

QUALITY CONTROL DATA

Project: Harding St Profile 1 Report 2
Pace Project No.: 50316511

QC Batch: 677439
QC Batch Method: EPA 3010
Analysis Method: EPA 6010
Analysis Description: 6010 MET Dissolved
Laboratory: Pace Analytical Services - Indianapolis
Associated Lab Samples: 50316511001, 50316511002, 50316511003, 50316511004, 50316511005, 50316511006

METHOD BLANK: 3119333 Matrix: Water
Associated Lab Samples: 50316511001, 50316511002, 50316511003, 50316511004, 50316511005, 50316511006

Parameter	Units	Blank Result	Reporting Limit	Analyzed	Qualifiers
Manganese, Dissolved	ug/L	ND	10.0	05/27/22 04:06	
Molybdenum, Dissolved	ug/L	ND	10.0	05/27/22 04:06	

LABORATORY CONTROL SAMPLE: 3119334

Parameter	Units	Spike Conc.	LCS Result	LCS % Rec	% Rec Limits	Qualifiers
Manganese, Dissolved	ug/L	1000	999	100	80-120	
Molybdenum, Dissolved	ug/L	1000	1040	104	80-120	

MATRIX SPIKE & MATRIX SPIKE DUPLICATE: 3119335 3119336

Parameter	Units	50316511002 Result	MS Spike Conc.	MSD Spike Conc.	MS Result	MSD Result	MS % Rec	MSD % Rec	% Rec Limits	RPD	Max RPD	Qual
Manganese, Dissolved	ug/L	232	1000	1000	1210	1240	98	101	75-125	2	20	
Molybdenum, Dissolved	ug/L	150	1000	1000	1190	1220	104	107	75-125	3	20	

Results presented on this page are in the units indicated by the "Units" column except where an alternate unit is presented to the right of the result.

REPORT OF LABORATORY ANALYSIS

This report shall not be reproduced, except in full,
without the written consent of Pace Analytical Services, LLC.

Pace Analytical Services, LLC
7726 Moller Road
Indianapolis, IN 46268
(317)228-3100

QUALITY CONTROL DATA

Project: Harding St Profile 1 Report 2
Pace Project No.: 50316511

QC Batch: 677057 | Analysis Method: EPA 6020
QC Batch Method: EPA 200.2 | Analysis Description: 6020 MET
Laboratory: Pace Analytical Services - Indianapolis
Associated Lab Samples: 50316511001, 50316511002, 50316511003, 50316511004, 50316511005, 50316511006

METHOD BLANK: 3117353 Matrix: Water
Associated Lab Samples: 50316511001, 50316511002, 50316511003, 50316511004, 50316511005, 50316511006

Parameter	Units	Blank Result	Reporting Limit	Analyzed	Qualifiers
Antimony	ug/L	ND	1.0	05/20/22 07:43	
Arsenic	ug/L	ND	1.0	05/20/22 07:43	
Cobalt	ug/L	ND	1.0	05/20/22 07:43	
Selenium	ug/L	ND	1.0	05/20/22 07:43	

LABORATORY CONTROL SAMPLE: 3117354

Parameter	Units	Spike Conc.	LCS Result	LCS % Rec	% Rec Limits	Qualifiers
Antimony	ug/L	40	42.2	105	80-120	
Arsenic	ug/L	40	39.7	99	80-120	
Cobalt	ug/L	40	41.2	103	80-120	
Selenium	ug/L	40	39.3	98	80-120	

MATRIX SPIKE & MATRIX SPIKE DUPLICATE: 3117355 3117356

Parameter	Units	50316511002 Result	MS Spike Conc.	MSD Spike Conc.	MS Result	MSD Result	MS % Rec	MSD % Rec	% Rec Limits	RPD	Max RPD	Qual
Antimony	ug/L	ND	40	40	43.7	43.5	109	109	75-125	0	20	
Arsenic	ug/L	81.3	40	40	121	122	99	102	75-125	1	20	
Cobalt	ug/L	ND	40	40	38.4	38.0	95	94	75-125	1	20	
Selenium	ug/L	ND	40	40	44.5	41.5	111	103	75-125	7	20	

Results presented on this page are in the units indicated by the "Units" column except where an alternate unit is presented to the right of the result.

REPORT OF LABORATORY ANALYSIS

This report shall not be reproduced, except in full,
without the written consent of Pace Analytical Services, LLC.

Pace Analytical Services, LLC
7726 Moller Road
Indianapolis, IN 46268
(317)228-3100

QUALITY CONTROL DATA

Project: Harding St Profile 1 Report 2
Pace Project No.: 50316511

QC Batch: 677430 | Analysis Method: SM 2320B
QC Batch Method: SM 2320B | Analysis Description: 2320B Alkalinity
Laboratory: Pace Analytical Services - Indianapolis
Associated Lab Samples: 50316511001, 50316511002, 50316511004, 50316511005, 50316511006

METHOD BLANK: 3119272 Matrix: Water
Associated Lab Samples: 50316511001, 50316511002, 50316511004, 50316511005, 50316511006

Parameter	Units	Blank Result	Reporting Limit	Analyzed	Qualifiers
Alkalinity, Total as CaCO3	mg/L	ND	2.0	05/21/22 13:35	
Alkalinity,Bicarbonate (CaCO3)	mg/L	ND	2.0	05/21/22 13:35	
Alkalinity,Carbonate (CaCO3)	mg/L	ND	2.0	05/21/22 13:35	

LABORATORY CONTROL SAMPLE: 3119273

Parameter	Units	Spike Conc.	LCS Result	LCS % Rec	% Rec Limits	Qualifiers
Alkalinity, Total as CaCO3	mg/L	50	52.4	105	90-110	

SAMPLE DUPLICATE: 3119274

Parameter	Units	50316511002 Result	Dup Result	RPD	Max RPD	Qualifiers
Alkalinity, Total as CaCO3	mg/L	260	264	1	20	
Alkalinity,Bicarbonate (CaCO3)	mg/L	260	264	1	20	
Alkalinity,Carbonate (CaCO3)	mg/L	ND	ND		20	

SAMPLE DUPLICATE: 3119275

Parameter	Units	50316601001 Result	Dup Result	RPD	Max RPD	Qualifiers
Alkalinity, Total as CaCO3	mg/L	339	348	2	20	
Alkalinity,Bicarbonate (CaCO3)	mg/L	339	348	2	20	
Alkalinity,Carbonate (CaCO3)	mg/L	ND	ND		20	

Results presented on this page are in the units indicated by the "Units" column except where an alternate unit is presented to the right of the result.

REPORT OF LABORATORY ANALYSIS

This report shall not be reproduced, except in full,
without the written consent of Pace Analytical Services, LLC.

Pace Analytical Services, LLC
7726 Moller Road
Indianapolis, IN 46268
(317)228-3100

QUALITY CONTROL DATA

Project: Harding St Profile 1 Report 2
Pace Project No.: 50316511

QC Batch: 677049 | Analysis Method: SM 2540C
QC Batch Method: SM 2540C | Analysis Description: 2540C Total Dissolved Solids
Laboratory: Pace Analytical Services - Indianapolis
Associated Lab Samples: 50316511001, 50316511004, 50316511005

METHOD BLANK: 3117321 Matrix: Water
Associated Lab Samples: 50316511001, 50316511004, 50316511005

Parameter	Units	Blank Result	Reporting Limit	Analyzed	Qualifiers
Total Dissolved Solids	mg/L	ND	10.0	05/19/22 15:11	

LABORATORY CONTROL SAMPLE: 3117326

Parameter	Units	Spike Conc.	LCS Result	LCS % Rec	% Rec Limits	Qualifiers
Total Dissolved Solids	mg/L	300	304	101	80-120	

SAMPLE DUPLICATE: 3117322

Parameter	Units	50316506002 Result	Dup Result	RPD	Max RPD	Qualifiers
Total Dissolved Solids	mg/L	1100	1110	1	10	

SAMPLE DUPLICATE: 3117323

Parameter	Units	50316478003 Result	Dup Result	RPD	Max RPD	Qualifiers
Total Dissolved Solids	mg/L	828	800	3	10	

Results presented on this page are in the units indicated by the "Units" column except where an alternate unit is presented to the right of the result.

REPORT OF LABORATORY ANALYSIS

This report shall not be reproduced, except in full,
without the written consent of Pace Analytical Services, LLC.

Pace Analytical Services, LLC
7726 Moller Road
Indianapolis, IN 46268
(317)228-3100

QUALITY CONTROL DATA

Project: Harding St Profile 1 Report 2
Pace Project No.: 50316511

QC Batch: 677053
QC Batch Method: SM 2540C
Analysis Method: SM 2540C
Analysis Description: 2540C Total Dissolved Solids
Laboratory: Pace Analytical Services - Indianapolis
Associated Lab Samples: 50316511002, 50316511006

METHOD BLANK: 3117336 Matrix: Water
Associated Lab Samples: 50316511002, 50316511006

Parameter	Units	Blank Result	Reporting Limit	Analyzed	Qualifiers
Total Dissolved Solids	mg/L	ND	10.0	05/19/22 15:32	

LABORATORY CONTROL SAMPLE: 3117337

Parameter	Units	Spike Conc.	LCS Result	LCS % Rec	% Rec Limits	Qualifiers
Total Dissolved Solids	mg/L	300	298	99	80-120	

SAMPLE DUPLICATE: 3117338

Parameter	Units	50316507001 Result	Dup Result	RPD	Max RPD	Qualifiers
Total Dissolved Solids	mg/L	1440	1440	0	10	

SAMPLE DUPLICATE: 3117339

Parameter	Units	50316511002 Result	Dup Result	RPD	Max RPD	Qualifiers
Total Dissolved Solids	mg/L	1490	1460	2	10	

Results presented on this page are in the units indicated by the "Units" column except where an alternate unit is presented to the right of the result.

REPORT OF LABORATORY ANALYSIS

This report shall not be reproduced, except in full,
without the written consent of Pace Analytical Services, LLC.

Pace Analytical Services, LLC
7726 Moller Road
Indianapolis, IN 46268
(317)228-3100

QUALITY CONTROL DATA

Project: Harding St Profile 1 Report 2
Pace Project No.: 50316511

QC Batch: 677510
QC Batch Method: SM 4500-H+B
Analysis Method: SM 4500-H+B
Analysis Description: 4500H+B pH
Laboratory: Pace Analytical Services - Indianapolis
Associated Lab Samples: 50316511001, 50316511002, 50316511004, 50316511005, 50316511006

SAMPLE DUPLICATE: 3120004

Parameter	Units	50316478003 Result	Dup Result	RPD	Max RPD	Qualifiers
pH at 25 Degrees C	Std. Units	7.1	7.2	1	2	H3

SAMPLE DUPLICATE: 3120005

Parameter	Units	50316511002 Result	Dup Result	RPD	Max RPD	Qualifiers
pH at 25 Degrees C	Std. Units	7.4	7.5	1	2	H3

Results presented on this page are in the units indicated by the "Units" column except where an alternate unit is presented to the right of the result.

REPORT OF LABORATORY ANALYSIS

This report shall not be reproduced, except in full,
without the written consent of Pace Analytical Services, LLC.

Pace Analytical Services, LLC
7726 Moller Road
Indianapolis, IN 46268
(317)228-3100

QUALITY CONTROL DATA

Project: Harding St Profile 1 Report 2
Pace Project No.: 50316511

QC Batch: 676796
QC Batch Method: SM 4500-S2-D
Analysis Method: SM 4500-S2-D
Analysis Description: 4500S2D Sulfide Water
Laboratory: Pace Analytical Services - Indianapolis
Associated Lab Samples: 50316511001, 50316511002, 50316511003, 50316511004, 50316511005, 50316511006

METHOD BLANK: 3116034 Matrix: Water
Associated Lab Samples: 50316511001, 50316511002, 50316511003, 50316511004, 50316511005, 50316511006

Parameter	Units	Blank Result	Reporting Limit	Analyzed	Qualifiers
Sulfide	mg/L	ND	0.10	05/18/22 09:54	

LABORATORY CONTROL SAMPLE: 3116035

Parameter	Units	Spike Conc.	LCS Result	LCS % Rec	% Rec Limits	Qualifiers
Sulfide	mg/L	0.5	0.46	92	90-110	

MATRIX SPIKE & MATRIX SPIKE DUPLICATE: 3116036 3116037

Parameter	Units	50316507001 Result	MS Spike Conc.	MSD Spike Conc.	MS Result	MSD Result	MS % Rec	MSD % Rec	% Rec Limits	RPD	Max RPD	Qual
Sulfide	mg/L	ND	0.5	0.5	0.53	0.52	106	105	90-110	2	20	

MATRIX SPIKE & MATRIX SPIKE DUPLICATE: 3116038 3116039

Parameter	Units	50316511002 Result	MS Spike Conc.	MSD Spike Conc.	MS Result	MSD Result	MS % Rec	MSD % Rec	% Rec Limits	RPD	Max RPD	Qual
Sulfide	mg/L	ND	0.5	0.5	0.52	0.50	103	100	90-110	3	20	

Results presented on this page are in the units indicated by the "Units" column except where an alternate unit is presented to the right of the result.

REPORT OF LABORATORY ANALYSIS

This report shall not be reproduced, except in full,
without the written consent of Pace Analytical Services, LLC.

Pace Analytical Services, LLC
7726 Moller Road
Indianapolis, IN 46268
(317)228-3100

QUALITY CONTROL DATA

Project: Harding St Profile 1 Report 2
Pace Project No.: 50316511

QC Batch: 678397 | Analysis Method: HACH 8146
QC Batch Method: HACH 8146 | Analysis Description: Iron, Ferrous
Laboratory: Pace Analytical Services - Indianapolis
Associated Lab Samples: 50316511001, 50316511002, 50316511004, 50316511005, 50316511006

METHOD BLANK: 3123112 Matrix: Water
Associated Lab Samples: 50316511001, 50316511002, 50316511004, 50316511005, 50316511006

Parameter	Units	Blank Result	Reporting Limit	Analyzed	Qualifiers
Iron, Ferrous	mg/L	ND	0.20	05/25/22 22:41	H3,N2

LABORATORY CONTROL SAMPLE: 3123113

Parameter	Units	Spike Conc.	LCS Result	LCS % Rec	% Rec Limits	Qualifiers
Iron, Ferrous	mg/L	1	1.0	102	90-110	H3,N2

MATRIX SPIKE & MATRIX SPIKE DUPLICATE: 3123114 3123115

Parameter	Units	50316507001 Result	MS Spike Conc.	MSD Spike Conc.	MS Result	MSD Result	MS % Rec	MSD % Rec	% Rec Limits	RPD	Max RPD	Qual
Iron, Ferrous	mg/L	ND	1	1	0.97	0.96	97	96	90-110	1	20	H3,N2

MATRIX SPIKE & MATRIX SPIKE DUPLICATE: 3123116 3123117

Parameter	Units	50316511002 Result	MS Spike Conc.	MSD Spike Conc.	MS Result	MSD Result	MS % Rec	MSD % Rec	% Rec Limits	RPD	Max RPD	Qual
Iron, Ferrous	mg/L	ND	1	1	0.98	0.99	98	99	90-110	1	20	H3,N2

Results presented on this page are in the units indicated by the "Units" column except where an alternate unit is presented to the right of the result.

REPORT OF LABORATORY ANALYSIS

This report shall not be reproduced, except in full,
without the written consent of Pace Analytical Services, LLC.

Pace Analytical Services, LLC
7726 Moller Road
Indianapolis, IN 46268
(317)228-3100

QUALITY CONTROL DATA

Project: Harding St Profile 1 Report 2
Pace Project No.: 50316511

QC Batch: 676251
QC Batch Method: EPA 353.2
Analysis Method: EPA 353.2
Analysis Description: 353.2 Nitrate + Nitrite, Unpres.
Laboratory: Pace Analytical Services - Indianapolis
Associated Lab Samples: 50316511001, 50316511002, 50316511004, 50316511005, 50316511006

METHOD BLANK: 3114048 Matrix: Water
Associated Lab Samples: 50316511001, 50316511002, 50316511004, 50316511005, 50316511006

Parameter	Units	Blank Result	Reporting Limit	Analyzed	Qualifiers
Nitrogen, Nitrate	mg/L	ND	0.10	05/14/22 09:04	
Nitrogen, Nitrite	mg/L	ND	0.10	05/14/22 09:04	

LABORATORY CONTROL SAMPLE: 3114049

Parameter	Units	Spike Conc.	LCS Result	LCS % Rec	% Rec Limits	Qualifiers
Nitrogen, Nitrate	mg/L	1	0.97	97	90-110	
Nitrogen, Nitrite	mg/L	1	0.98	98	90-110	

MATRIX SPIKE & MATRIX SPIKE DUPLICATE: 3114050 3114051

Parameter	Units	50316507001 Result	MS Spike Conc.	MSD Spike Conc.	MS Result	MSD Result	MS % Rec	MSD % Rec	% Rec Limits	RPD	Max RPD	Qual
Nitrogen, Nitrate	mg/L	0.84	1	1	1.9	1.9	102	102	90-110	0	20	
Nitrogen, Nitrite	mg/L	ND	1	1	0.97	0.97	97	97	90-110	1	20	

MATRIX SPIKE & MATRIX SPIKE DUPLICATE: 3114052 3114053

Parameter	Units	50316511002 Result	MS Spike Conc.	MSD Spike Conc.	MS Result	MSD Result	MS % Rec	MSD % Rec	% Rec Limits	RPD	Max RPD	Qual
Nitrogen, Nitrate	mg/L	ND	1	1	0.98	0.98	98	98	90-110	0	20	
Nitrogen, Nitrite	mg/L	ND	1	1	0.96	0.96	96	96	90-110	0	20	

Results presented on this page are in the units indicated by the "Units" column except where an alternate unit is presented to the right of the result.

REPORT OF LABORATORY ANALYSIS

This report shall not be reproduced, except in full,
without the written consent of Pace Analytical Services, LLC.

Pace Analytical Services, LLC
7726 Moller Road
Indianapolis, IN 46268
(317)228-3100

QUALITY CONTROL DATA

Project: Harding St Profile 1 Report 2
Pace Project No.: 50316511

QC Batch: 676640 — Analysis Method: EPA 365.1
QC Batch Method: EPA 365.1 — Analysis Description: 365.1 Total Phosphorus
Laboratory: Pace Analytical Services - Indianapolis
Associated Lab Samples: 50316511001, 50316511002, 50316511003, 50316511004, 50316511005, 50316511006

METHOD BLANK: 3115309 — Matrix: Water
Associated Lab Samples: 50316511001, 50316511002, 50316511003, 50316511004, 50316511005, 50316511006

Parameter	Units	Blank Result	Reporting Limit	Analyzed	Qualifiers
Phosphate as P04	mg/L	ND	0.15	05/21/22 09:53	

LABORATORY CONTROL SAMPLE: 3115310

Parameter	Units	Spike Conc.	LCS Result	LCS % Rec	% Rec Limits	Qualifiers
Phosphate as P04	mg/L		1.4			

MATRIX SPIKE & MATRIX SPIKE DUPLICATE: 3115311 — 3115312

Parameter	Units	50316507001 Result	MS Spike Conc.	MSD Spike Conc.	MS Result	MSD Result	MS % Rec	MSD % Rec	% Rec Limits	RPD	Max RPD	Qual
Phosphate as P04	mg/L	ND			1.5	1.5				1		

MATRIX SPIKE & MATRIX SPIKE DUPLICATE: 3115313 — 3115314

Parameter	Units	50316478003 Result	MS Spike Conc.	MSD Spike Conc.	MS Result	MSD Result	MS % Rec	MSD % Rec	% Rec Limits	RPD	Max RPD	Qual
Phosphate as P04	mg/L	0.28			1.7	1.6				10		

MATRIX SPIKE & MATRIX SPIKE DUPLICATE: 3115315 — 3115316

Parameter	Units	50316511002 Result	MS Spike Conc.	MSD Spike Conc.	MS Result	MSD Result	MS % Rec	MSD % Rec	% Rec Limits	RPD	Max RPD	Qual
Phosphate as P04	mg/L	0.59			1.9	1.9				2		

Results presented on this page are in the units indicated by the "Units" column except where an alternate unit is presented to the right of the result.

REPORT OF LABORATORY ANALYSIS

This report shall not be reproduced, except in full,
without the written consent of Pace Analytical Services, LLC.

Pace Analytical Services, LLC
7726 Moller Road
Indianapolis, IN 46268
(317)228-3100

QUALITY CONTROL DATA

Project: Harding St Profile 1 Report 2
Pace Project No.: 50316511

QC Batch: 678322 — Analysis Method: SM 5310C
QC Batch Method: SM 5310C — Analysis Description: 5310C Total Organic Carbon
Laboratory: Pace Analytical Services - Indianapolis
Associated Lab Samples: 50316511001, 50316511002, 50316511003, 50316511004, 50316511005

METHOD BLANK: 3122822 — Matrix: Water
Associated Lab Samples: 50316511001, 50316511002, 50316511003, 50316511004, 50316511005

Parameter	Units	Blank Result	Reporting Limit	Analyzed	Qualifiers
Total Organic Carbon	mg/L	ND	1.0	05/26/22 03:31	

LABORATORY CONTROL SAMPLE: 3122823

Parameter	Units	Spike Conc.	LCS Result	LCS % Rec	% Rec Limits	Qualifiers
Total Organic Carbon	mg/L	10	10.2	102	90-110	

MATRIX SPIKE & MATRIX SPIKE DUPLICATE: 3122824 — 3122825

Parameter	Units	50316478003 Result	MS Spike Conc.	MSD Spike Conc.	MS Result	MSD Result	MS % Rec	MSD % Rec	% Rec Limits	RPD	Max RPD	Qual
Total Organic Carbon	mg/L	2.3	10	10	12.4	12.8	101	105	80-120	3	20	

MATRIX SPIKE & MATRIX SPIKE DUPLICATE: 3122826 — 3122827

Parameter	Units	50316511002 Result	MS Spike Conc.	MSD Spike Conc.	MS Result	MSD Result	MS % Rec	MSD % Rec	% Rec Limits	RPD	Max RPD	Qual
Total Organic Carbon	mg/L	1.6	10	10	11.6	11.6	101	101	80-120	0	20	

Results presented on this page are in the units indicated by the "Units" column except where an alternate unit is presented to the right of the result.

REPORT OF LABORATORY ANALYSIS

This report shall not be reproduced, except in full,
without the written consent of Pace Analytical Services, LLC.

Pace Analytical Services, LLC
7726 Moller Road
Indianapolis, IN 46268
(317)228-3100

QUALITY CONTROL DATA

Project: Harding St Profile 1 Report 2
Pace Project No.: 50316511

QC Batch: 678323
QC Batch Method: SM 5310C
Analysis Method: SM 5310C
Analysis Description: 5310C Total Organic Carbon
Laboratory: Pace Analytical Services - Indianapolis
Associated Lab Samples: 50316511006

METHOD BLANK: 3122828 Matrix: Water
Associated Lab Samples: 50316511006

Parameter	Units	Blank Result	Reporting Limit	Analyzed	Qualifiers
Total Organic Carbon	mg/L	ND	1.0	05/25/22 22:06	

LABORATORY CONTROL SAMPLE: 3122829

Parameter	Units	Spike Conc.	LCS Result	LCS % Rec	% Rec Limits	Qualifiers
Total Organic Carbon	mg/L	10	10.0	100	90-110	

MATRIX SPIKE & MATRIX SPIKE DUPLICATE: 3122830 3122831

Parameter	Units	50316593001 Result	MS Spike Conc.	MSD Spike Conc.	MS Result	MSD Result	MS % Rec	MSD % Rec	% Rec Limits	RPD	Max RPD	Qual
Total Organic Carbon	mg/L	0.62J	10	10	10.5	10.4	99	98	80-120	1	20	

MATRIX SPIKE & MATRIX SPIKE DUPLICATE: 3122837 3122838

Parameter	Units	50316595006 Result	MS Spike Conc.	MSD Spike Conc.	MS Result	MSD Result	MS % Rec	MSD % Rec	% Rec Limits	RPD	Max RPD	Qual
Total Organic Carbon	mg/L	9.5	10	10	18.6	18.7	90	92	80-120	1	20	

Results presented on this page are in the units indicated by the "Units" column except where an alternate unit is presented to the right of the result.

REPORT OF LABORATORY ANALYSIS

This report shall not be reproduced, except in full,
without the written consent of Pace Analytical Services, LLC.

Pace Analytical Services, LLC
7726 Moller Road
Indianapolis, IN 46268
(317)228-3100

QUALITY CONTROL DATA

Project: Harding St Profile 1 Report 2
Pace Project No.: 50316511

QC Batch: 677654 — Analysis Method: SM 5310C
QC Batch Method: SM 5310C — Analysis Description: 5310C Dissolved Organic Carbon
Laboratory: Pace Analytical Services - Indianapolis
Associated Lab Samples: 50316511001, 50316511002, 50316511003, 50316511004, 50316511005, 50316511006

METHOD BLANK: 3120521 Matrix: Water
Associated Lab Samples: 50316511001, 50316511002, 50316511003, 50316511004, 50316511005, 50316511006

Parameter	Units	Blank Result	Reporting Limit	Analyzed	Qualifiers
Dissolved Organic Carbon	mg/L	ND	1.0	05/23/22 21:35	

LABORATORY CONTROL SAMPLE: 3120522

Parameter	Units	Spike Conc.	LCS Result	LCS % Rec	% Rec Limits	Qualifiers
Dissolved Organic Carbon	mg/L	10	9.8	98	90-110	

MATRIX SPIKE & MATRIX SPIKE DUPLICATE: 3120523 3120524

Parameter	Units	50316478003 Result	MS Spike Conc.	MSD Spike Conc.	MS Result	MSD Result	MS % Rec	MSD % Rec	% Rec Limits	RPD	Max RPD	Qual
Dissolved Organic Carbon	mg/L	2.9	10	10	13.3	13.0	103	100	80-120	2	20	

MATRIX SPIKE & MATRIX SPIKE DUPLICATE: 3120525 3120526

Parameter	Units	50316511002 Result	MS Spike Conc.	MSD Spike Conc.	MS Result	MSD Result	MS % Rec	MSD % Rec	% Rec Limits	RPD	Max RPD	Qual
Dissolved Organic Carbon	mg/L	2.0	10	10	12.1	12.3	100	103	80-120	2	20	

Results presented on this page are in the units indicated by the "Units" column except where an alternate unit is presented to the right of the result.

REPORT OF LABORATORY ANALYSIS

This report shall not be reproduced, except in full,
without the written consent of Pace Analytical Services, LLC.

Pace Analytical Services, LLC
7726 Moller Road
Indianapolis, IN 46268
(317)228-3100

ANALYTICAL RESULTS - RADIOCHEMISTRY

Project: Harding St Profile 1 Report 2
Pace Project No.: 50316511

Sample: PZ-100S **Lab ID: 50316511001** Collected: 05/13/22 13:55 Received: 05/13/22 17:10 Matrix: Water
PWS: Site ID: Sample Type:

Parameters	Method	Act ± Unc (MDC) Carr Trac	Units	Analyzed	CAS No.	Qual
	Pace Analytical Services - Greensburg					
Radium-226	EPA 903.1	**0.810 ± 0.495 (0.608) C:NA T:84%**	pCi/L	06/29/22 12:09	13982-63-3	
	Pace Analytical Services - Greensburg					
Radium-228	EPA 904.0	**0.451 ± 0.351 (0.686) C:78% T:84%**	pCi/L	06/23/22 15:15	15262-20-1	
	Pace Analytical Services - Greensburg					
Total Radium	Total Radium Calculation	**1.26 ± 0.846 (1.29)**	pCi/L	06/30/22 15:17	7440-14-4	

This report shall not be reproduced, except in full,
without the written consent of Pace Analytical Services, LLC.

Pace Analytical Services, LLC
7726 Moller Road
Indianapolis, IN 46268
(317)228-3100

ANALYTICAL RESULTS - RADIOCHEMISTRY

Project: Harding St Profile 1 Report 2
Pace Project No.: 50316511

Sample: PZ-100D **Lab ID: 50316511002** Collected: 05/13/22 13:55 Received: 05/13/22 17:10 Matrix: Water
PWS: Site ID: Sample Type:

Parameters	Method	Act ± Unc (MDC) Carr Trac	Units	Analyzed	CAS No.	Qual
	Pace Analytical Services - Greensburg					
Radium-226	EPA 903.1	**0.655 ± 0.407 (0.402) C:NA T:77%**	pCi/L	06/29/22 12:09	13982-63-3	
	Pace Analytical Services - Greensburg					
Radium-228	EPA 904.0	**0.587 ± 0.456 (0.897) C:71% T:77%**	pCi/L	06/23/22 15:15	15262-20-1	
	Pace Analytical Services - Greensburg					
Total Radium	Total Radium Calculation	**1.24 ± 0.863 (1.30)**	pCi/L	06/30/22 15:17	7440-14-4	

This report shall not be reproduced, except in full,
without the written consent of Pace Analytical Services, LLC.

Pace Analytical Services, LLC
7726 Moller Road
Indianapolis, IN 46268
(317)228-3100

ANALYTICAL RESULTS - RADIOCHEMISTRY

Project: Harding St Profile 1 Report 2
Pace Project No.: 50316511

Sample: MW-102S **Lab ID: 50316511003** Collected: 05/13/22 10:45 Received: 05/13/22 17:10 Matrix: Water
PWS: Site ID: Sample Type:

Parameters	Method	Act ± Unc (MDC) Carr Trac	Units	Analyzed	CAS No.	Qual
	Pace Analytical Services - Greensburg					
Radium-226	EPA 903.1	**0.270 ± 0.319 (0.502) C:NA T:75%**	pCi/L	06/29/22 12:09	13982-63-3	
	Pace Analytical Services - Greensburg					
Radium-228	EPA 904.0	**0.587 ± 0.436 (0.843) C:71% T:75%**	pCi/L	06/23/22 15:15	15262-20-1	
	Pace Analytical Services - Greensburg					
Total Radium	Total Radium Calculation	**0.857 ± 0.755 (1.35)**	pCi/L	06/30/22 15:17	7440-14-4	

This report shall not be reproduced, except in full,
without the written consent of Pace Analytical Services, LLC.

Pace Analytical Services, LLC
7726 Moller Road
Indianapolis, IN 46268
(317)228-3100

ANALYTICAL RESULTS - RADIOCHEMISTRY

Project: Harding St Profile 1 Report 2
Pace Project No.: 50316511

Sample: MW-104S **Lab ID: 50316511004** Collected: 05/13/22 11:45 Received: 05/13/22 17:10 Matrix: Water
PWS: Site ID: Sample Type:

Parameters	Method	Act ± Unc (MDC) Carr Trac	Units	Analyzed	CAS No.	Qual
	Pace Analytical Services - Greensburg					
Radium-226	EPA 903.1	**0.469 ± 0.454 (0.704) C:NA T:85%**	pCi/L	06/29/22 12:09	13982-63-3	
	Pace Analytical Services - Greensburg					
Radium-228	EPA 904.0	**0.391 ± 0.331 (0.655) C:78% T:85%**	pCi/L	06/23/22 15:15	15262-20-1	
	Pace Analytical Services - Greensburg					
Total Radium	Total Radium Calculation	**0.860 ± 0.785 (1.36)**	pCi/L	06/30/22 15:17	7440-14-4	

This report shall not be reproduced, except in full,
without the written consent of Pace Analytical Services, LLC.

Pace Analytical Services, LLC
7726 Moller Road
Indianapolis, IN 46268
(317)228-3100

ANALYTICAL RESULTS - RADIOCHEMISTRY

Project: Harding St Profile 1 Report 2
Pace Project No.: 50316511

Sample: MW-104D **Lab ID: 50316511005** Collected: 05/13/22 10:25 Received: 05/13/22 17:10 Matrix: Water
PWS: Site ID: Sample Type:

Parameters	Method	Act ± Unc (MDC) Carr Trac	Units	Analyzed	CAS No.	Qual
	Pace Analytical Services - Greensburg					
Radium-226	EPA 903.1	**0.409 ± 0.465 (0.756) C:NA T:91%**	pCi/L	06/29/22 12:30	13982-63-3	
	Pace Analytical Services - Greensburg					
Radium-228	EPA 904.0	**0.273 ± 0.329 (0.694) C:77% T:91%**	pCi/L	06/23/22 15:15	15262-20-1	
	Pace Analytical Services - Greensburg					
Total Radium	Total Radium Calculation	**0.682 ± 0.794 (1.45)**	pCi/L	06/30/22 15:17	7440-14-4	

This report shall not be reproduced, except in full,
without the written consent of Pace Analytical Services, LLC.

Pace Analytical Services, LLC
7726 Moller Road
Indianapolis, IN 46268
(317)228-3100

ANALYTICAL RESULTS - RADIOCHEMISTRY

Project: Harding St Profile 1 Report 2
Pace Project No.: 50316511

Sample: MW-102D **Lab ID: 50316511006** Collected: 05/13/22 11:55 Received: 05/13/22 17:10 Matrix: Water
PWS: Site ID: Sample Type:

Parameters	Method	Act ± Unc (MDC) Carr Trac	Units	Analyzed	CAS No.	Qual
	Pace Analytical Services - Greensburg					
Radium-226	EPA 903.1	**18.2 ± 2.83 (0.469) C:NA T:84%**	pCi/L	06/29/22 12:30	13982-63-3	
	Pace Analytical Services - Greensburg					
Radium-228	EPA 904.0	**0.637 ± 0.403 (0.754) C:80% T:84%**	pCi/L	06/23/22 15:15	15262-20-1	
	Pace Analytical Services - Greensburg					
Total Radium	Total Radium Calculation	**18.8 ± 3.23 (1.22)**	pCi/L	06/30/22 15:17	7440-14-4	

REPORT OF LABORATORY ANALYSIS

This report shall not be reproduced, except in full,
without the written consent of Pace Analytical Services, LLC.

Pace Analytical Services, LLC
7726 Moller Road
Indianapolis, IN 46268
(317)228-3100

ANALYTICAL RESULTS - RADIOCHEMISTRY

Project: Harding St Profile 1 Report 2
Pace Project No.: 50316511

Sample: PZ-100D RAD MS **Lab ID: 50316511007** Collected: 05/13/22 13:55 Received: 05/13/22 17:10 Matrix: Water
PWS: Site ID: Sample Type:

Parameters	Method	Act ± Unc (MDC) Carr Trac	Units	Analyzed	CAS No.	Qual
	Pace Analytical Services - Greensburg					
Radium-226	EPA 903.1	**89.53 %REC ± NA (NA) C:NA T:NA%**	pCi/L	06/29/22 12:30	13982-63-3	
	Pace Analytical Services - Greensburg					
Radium-228	EPA 904.0	**63.57 %REC ± NA (NA) C:NA T:NA**	pCi/L	06/23/22 15:15	15262-20-1	

This report shall not be reproduced, except in full,
without the written consent of Pace Analytical Services, LLC.

Pace Analytical Services, LLC
7726 Moller Road
Indianapolis, IN 46268
(317)228-3100

ANALYTICAL RESULTS - RADIOCHEMISTRY

Project: Harding St Profile 1 Report 2
Pace Project No.: 50316511

Sample: PZ-100D RAD MSD **Lab ID: 50316511008** Collected: 05/13/22 13:55 Received: 05/13/22 17:10 Matrix: Water
PWS: Site ID: Sample Type:

Parameters	Method	Act ± Unc (MDC) Carr Trac	Units	Analyzed	CAS No.	Qual
	Pace Analytical Services - Greensburg					
Radium-226	EPA 903.1	**67.35 %REC 28.28 RPD ± NA (NA) C:NA T:NA%**	pCi/L	06/29/22 14:20	13982-63-3	1d
	Pace Analytical Services - Greensburg					
Radium-228	EPA 904.0	**73.44 %REC 14.4RPD ± NA (NA) C:NA T:NA**	pCi/L	06/23/22 15:16	15262-20-1	

This report shall not be reproduced, except in full,
without the written consent of Pace Analytical Services, LLC.

Pace Analytical Services, LLC
7726 Moller Road
Indianapolis, IN 46268
(317)228-3100

QUALITY CONTROL - RADIOCHEMISTRY

Project: Harding St Profile 1 Report 2
Pace Project No.: 50316511

QC Batch: 510562 Analysis Method: EPA 903.1
QC Batch Method: EPA 903.1 Analysis Description: 903.1 Radium-226
Laboratory: Pace Analytical Services - Greensburg
Associated Lab Samples: 50316511001, 50316511002, 50316511003, 50316511004, 50316511005, 50316511006, 50316511007, 50316511008

METHOD BLANK: 2474597 Matrix: Water
Associated Lab Samples: 50316511001, 50316511002, 50316511003, 50316511004, 50316511005, 50316511006, 50316511007, 50316511008

Parameter	Act ± Unc (MDC) Carr Trac	Units	Analyzed	Qualifiers
Radium-226	0.342 ± 0.290 (0.360) C:NA T:89%	pCi/L	06/29/22 11:52	

Results presented on this page are in the units indicated by the "Units" column except where an alternate unit is presented to the right of the result.

REPORT OF LABORATORY ANALYSIS

This report shall not be reproduced, except in full,
without the written consent of Pace Analytical Services, LLC.

Pace Analytical Services, LLC
7726 Moller Road
Indianapolis, IN 46268
(317)228-3100

QUALITY CONTROL - RADIOCHEMISTRY

Project: Harding St Profile 1 Report 2
Pace Project No.: 50316511

QC Batch: 510564
QC Batch Method: EPA 904.0
Analysis Method: EPA 904.0
Analysis Description: 904.0 Radium 228
Laboratory: Pace Analytical Services - Greensburg
Associated Lab Samples: 50316511001, 50316511002, 50316511003, 50316511004, 50316511005, 50316511006, 50316511007, 50316511008

METHOD BLANK: 2474601 Matrix: Water
Associated Lab Samples: 50316511001, 50316511002, 50316511003, 50316511004, 50316511005, 50316511006, 50316511007, 50316511008

Parameter	Act ± Unc (MDC) Carr Trac	Units	Analyzed	Qualifiers
Radium-228	0.179 ± 0.271 (0.584) C:76% T:89%	pCi/L	06/23/22 15:25	

Results presented on this page are in the units indicated by the "Units" column except where an alternate unit is presented to the right of the result.

REPORT OF LABORATORY ANALYSIS

This report shall not be reproduced, except in full,
without the written consent of Pace Analytical Services, LLC.

Pace Analytical Services, LLC
7726 Moller Road
Indianapolis, IN 46268
(317)228-3100

QUALIFIERS

Project: Harding St Profile 1 Report 2
Pace Project No.: 50316511

DEFINITIONS

DF - Dilution Factor, if reported, represents the factor applied to the reported data due to dilution of the sample aliquot.

ND - Not Detected at or above adjusted reporting limit.

TNTC - Too Numerous To Count

J - Estimated concentration above the adjusted method detection limit and below the adjusted reporting limit.

MDL - Adjusted Method Detection Limit.

PQL - Practical Quantitation Limit.

RL - Reporting Limit - The lowest concentration value that meets project requirements for quantitative data with known precision and bias for a specific analyte in a specific matrix.

S - Surrogate

1,2-Diphenylhydrazine decomposes to and cannot be separated from Azobenzene using Method 8270. The result for each analyte is a combined concentration.

Consistent with EPA guidelines, unrounded data are displayed and have been used to calculate % recovery and RPD values.

LCS(D) - Laboratory Control Sample (Duplicate)

MS(D) - Matrix Spike (Duplicate)

DUP - Sample Duplicate

RPD - Relative Percent Difference

NC - Not Calculable.

SG - Silica Gel - Clean-Up

U - Indicates the compound was analyzed for, but not detected.

N-Nitrosodiphenylamine decomposes and cannot be separated from Diphenylamine using Method 8270. The result reported for each analyte is a combined concentration.

Reported results are not rounded until the final step prior to reporting. Therefore, calculated parameters that are typically reported as "Total" may vary slightly from the sum of the reported component parameters.

Act - Activity

Unc - Uncertainty: SDWA = 1.96 sigma count uncertainty, all other matrices = Expanded Uncertainty (95% confidence interval). Gamma Spec = Expanded Uncertainty (95.4% Confidence Interval)

(MDC) - Minimum Detectable Concentration

Trac - Tracer Recovery (%)

Carr - Carrier Recovery (%)

Pace Analytical is TNI accredited. Contact your Pace PM for the current list of accredited analytes.

TNI - The NELAC Institute.

ANALYTE QUALIFIERS

1d	The Ra-226 Matrix Spike duplicate recovery was below the default acceptance limit for MS recovery. The results have been reported baased on acceptable RPD between the RQS set.
D3	Sample was diluted due to the presence of high levels of non-target analytes or other matrix interference.
H3	Sample was received or analysis requested beyond the recognized method holding time.
N2	The lab does not hold NELAC/TNI accreditation for this parameter but other accreditations/certifications may apply. A complete list of accreditations/certifications is available upon request.
P6	Matrix spike recovery was outside laboratory control limits due to a parent sample concentration notably higher than the spike level.

This report shall not be reproduced, except in full,
without the written consent of Pace Analytical Services, LLC.

Pace Analytical Services, LLC
7726 Moller Road
Indianapolis, IN 46268
(317)228-3100

QUALITY CONTROL DATA CROSS REFERENCE TABLE

Project: Harding St Profile 1 Report 2
Pace Project No.: 50316511

Lab ID	Sample ID	QC Batch Method	QC Batch	Analytical Method	Analytical Batch
50316511001	**PZ-100S**	EPA 9056	678196		
50316511002	**PZ-100D**	EPA 9056	678196		
50316511004	**MW-104S**	EPA 9056	678196		
50316511005	**MW-104D**	EPA 9056	678196		
50316511006	**MW-102D**	EPA 9056	678196		
50316511001	**PZ-100S**	EPA 3010	677587	EPA 6010	678791
50316511002	**PZ-100D**	EPA 3010	677587	EPA 6010	678791
50316511003	**MW-102S**	EPA 3010	677587	EPA 6010	678791
50316511004	**MW-104S**	EPA 3010	677587	EPA 6010	678791
50316511005	**MW-104D**	EPA 3010	677587	EPA 6010	678791
50316511006	**MW-102D**	EPA 3010	677587	EPA 6010	678791
50316511001	**PZ-100S**	EPA 3010	677439	EPA 6010	678728
50316511002	**PZ-100D**	EPA 3010	677439	EPA 6010	678728
50316511003	**MW-102S**	EPA 3010	677439	EPA 6010	678728
50316511004	**MW-104S**	EPA 3010	677439	EPA 6010	678728
50316511005	**MW-104D**	EPA 3010	677439	EPA 6010	678728
50316511006	**MW-102D**	EPA 3010	677439	EPA 6010	678728
50316511001	**PZ-100S**	EPA 200.2	677057	EPA 6020	677279
50316511002	**PZ-100D**	EPA 200.2	677057	EPA 6020	677279
50316511003	**MW-102S**	EPA 200.2	677057	EPA 6020	677279
50316511004	**MW-104S**	EPA 200.2	677057	EPA 6020	677279
50316511005	**MW-104D**	EPA 200.2	677057	EPA 6020	677279
50316511006	**MW-102D**	EPA 200.2	677057	EPA 6020	677279
50316511001	**PZ-100S**	EPA 903.1	510562		
50316511002	**PZ-100D**	EPA 903.1	510562		
50316511003	**MW-102S**	EPA 903.1	510562		
50316511004	**MW-104S**	EPA 903.1	510562		
50316511005	**MW-104D**	EPA 903.1	510562		
50316511006	**MW-102D**	EPA 903.1	510562		
50316511007	**PZ-100D RAD MS**	EPA 903.1	510562		
50316511008	**PZ-100D RAD MSD**	EPA 903.1	510562		
50316511001	**PZ-100S**	EPA 904.0	510564		
50316511002	**PZ-100D**	EPA 904.0	510564		
50316511003	**MW-102S**	EPA 904.0	510564		
50316511004	**MW-104S**	EPA 904.0	510564		
50316511005	**MW-104D**	EPA 904.0	510564		
50316511006	**MW-102D**	EPA 904.0	510564		
50316511007	**PZ-100D RAD MS**	EPA 904.0	510564		
50316511008	**PZ-100D RAD MSD**	EPA 904.0	510564		
50316511001	**PZ-100S**	Total Radium Calculation	515618		
50316511002	**PZ-100D**	Total Radium Calculation	515618		
50316511003	**MW-102S**	Total Radium Calculation	515618		
50316511004	**MW-104S**	Total Radium Calculation	515618		
50316511005	**MW-104D**	Total Radium Calculation	515618		
50316511006	**MW-102D**	Total Radium Calculation	515618		

REPORT OF LABORATORY ANALYSIS

This report shall not be reproduced, except in full,
without the written consent of Pace Analytical Services, LLC.

Pace Analytical Services, LLC
7726 Moller Road
Indianapolis, IN 46268
(317)228-3100

QUALITY CONTROL DATA CROSS REFERENCE TABLE

Project: Harding St Profile 1 Report 2
Pace Project No.: 50316511

Lab ID	Sample ID	QC Batch Method	QC Batch	Analytical Method	Analytical Batch
50316511001	**PZ-100S**	SM 2320B	677430		
50316511002	**PZ-100D**	SM 2320B	677430		
50316511004	**MW-104S**	SM 2320B	677430		
50316511005	**MW-104D**	SM 2320B	677430		
50316511006	**MW-102D**	SM 2320B	677430		
50316511001	**PZ-100S**	SM 2540C	677049		
50316511002	**PZ-100D**	SM 2540C	677053		
50316511004	**MW-104S**	SM 2540C	677049		
50316511005	**MW-104D**	SM 2540C	677049		
50316511006	**MW-102D**	SM 2540C	677053		
50316511001	**PZ-100S**	SM 4500-H+B	677510		
50316511002	**PZ-100D**	SM 4500-H+B	677510		
50316511004	**MW-104S**	SM 4500-H+B	677510		
50316511005	**MW-104D**	SM 4500-H+B	677510		
50316511006	**MW-102D**	SM 4500-H+B	677510		
50316511001	**PZ-100S**	SM 4500-S2-D	676796		
50316511002	**PZ-100D**	SM 4500-S2-D	676796		
50316511003	**MW-102S**	SM 4500-S2-D	676796		
50316511004	**MW-104S**	SM 4500-S2-D	676796		
50316511005	**MW-104D**	SM 4500-S2-D	676796		
50316511006	**MW-102D**	SM 4500-S2-D	676796		
50316511001	**PZ-100S**	HACH 8146	678397		
50316511002	**PZ-100D**	HACH 8146	678397		
50316511004	**MW-104S**	HACH 8146	678397		
50316511005	**MW-104D**	HACH 8146	678397		
50316511006	**MW-102D**	HACH 8146	678397		
50316511001	**PZ-100S**	EPA 353.2	676251		
50316511002	**PZ-100D**	EPA 353.2	676251		
50316511004	**MW-104S**	EPA 353.2	676251		
50316511005	**MW-104D**	EPA 353.2	676251		
50316511006	**MW-102D**	EPA 353.2	676251		
50316511001	**PZ-100S**	EPA 365.1	676640	EPA 365.1	677706
50316511002	**PZ-100D**	EPA 365.1	676640	EPA 365.1	677706
50316511003	**MW-102S**	EPA 365.1	676640	EPA 365.1	677706
50316511004	**MW-104S**	EPA 365.1	676640	EPA 365.1	677706
50316511005	**MW-104D**	EPA 365.1	676640	EPA 365.1	677706
50316511006	**MW-102D**	EPA 365.1	676640	EPA 365.1	677706
50316511001	**PZ-100S**	SM 5310C	678322		
50316511002	**PZ-100D**	SM 5310C	678322		
50316511003	**MW-102S**	SM 5310C	678322		
50316511004	**MW-104S**	SM 5310C	678322		
50316511005	**MW-104D**	SM 5310C	678322		
50316511006	**MW-102D**	SM 5310C	678323		

REPORT OF LABORATORY ANALYSIS

This report shall not be reproduced, except in full,
without the written consent of Pace Analytical Services, LLC.

Pace Analytical Services, LLC
7726 Moller Road
Indianapolis, IN 46268
(317)228-3100

QUALITY CONTROL DATA CROSS REFERENCE TABLE

Project: Harding St Profile 1 Report 2
Pace Project No.: 50316511

Lab ID	Sample ID	QC Batch Method	QC Batch	Analytical Method	Analytical Batch
50316511001	**PZ-100S**	SM 5310C	677654		
50316511002	**PZ-100D**	SM 5310C	677654		
50316511003	**MW-102S**	SM 5310C	677654		
50316511004	**MW-104S**	SM 5310C	677654		
50316511005	**MW-104D**	SM 5310C	677654		
50316511006	**MW-102D**	SM 5310C	677654		

This report shall not be reproduced, except in full,
without the written consent of Pace Analytical Services, LLC.

CHAIN-OF-CUSTODY / Analytical Request Document

Pace Analytical® WWW.PACELABS.COM

The Chain-of-Custody is a LEGAL DOCUMENT. All relevant fields must be completed accurately.

Submitting a sample via this chain of custody constitutes acknowledgment and acceptance of the Pace Terms and Conditions found at https://info.pacelabs.com/hubfs/pas-standard-terms.pdf.

WO# : 50316511

50316511

Page: 1 Of

Section A	Section B	Section C
Required Client Information:	**Required Project Information:**	**Invoice Information:**
Company: Atlas Indianapolis	Report To: Mark Breting	Attention:
Address: 7988 Centerpoint Drive Suite 100	Copy To:	Company Name:
Indianapolis, IN 46256		Address:
Email: mark.breting@oneatlas.com	Purchase Order #:	Pace Quote:
Phone: (317)579-4082 Fax:	Project Name: Harding St Profile 1 Report 2	Pace Project Manager:
Requested Due Date:	Project #:	Pace Profile #:

Regulatory Agency

State / Location IN

ITEM #	SAMPLE ID (One Character per box. (A-Z, 0-9 / , -) Sample Ids must be unique)	MATRIX CODE (see valid codes to left)	SAMPLE TYPE (G=GRAB C=COMP)	COLLECTED START DATE	COLLECTED START TIME	COLLECTED END DATE	COLLECTED END TIME	SAMPLE TEMP AT COLLECTION	# OF CONTAINERS	Preservatives: Unpreserved	H2SO4	HNO3	HCl	NaOH + ZnAcetate	Na2S2O3	Methanol	Other	Analyses Test Y/N	TDS/ NO3,NO2-Wet	(Cl, F, SO4) by IC	Metals, Total*	Metals Diss. Field Filtered**	Rad-228	Rad-226	Alkalinity, Ferrous Iron, pH	TOC by 5310C	DOC by 5310C	Sulfide	Phosphate		Residual Chlorine (Y/N)	
	MATRIX: Drinking Water DW, Water WT, Waste Water WW, Product P, Soil/Solid SL, Oil OL, Wipe WP, Air AR, Other OT, Tissue TS																	Y				Y										
1	~~M-4~~	WT							11	3	3	4		1					X	X	X	X	X	X	X	X	X	X	X			
2	PZ-100S	WT	G	5/13	1355				11	3	3	4		1					X	X	X	X	X	X	X	X	X	X	X			001
3	PZ-100D (MS/MSD-3)	WT	G	5/13	1355				11	3	3	4		1					X	X	X	X	X	X	X	X	X	X	X			002 007 008
4	~~PZ-101S~~	WT							11	3	3	4		1					X	X	X	X	X	X	X	X	X	X	X			
5	~~PZ-101D~~	WT							11	3	3	4		1					X	X	X	X	X	X	X	X	X	X	X			
6	MW-102S	WT	G	5/13	1045				11	3	3	4		1					X	X	X	X	X	X	X	X	X	X	X			003
7	MW-102D	WT	G	5/13	1155				7	3	3			1							X	X	X	X		X	X	X				~~004~~ 006
8	~~MW-103S~~	WT							11	3	3	4		1					X	X	X	X	X	X	X	X	X	X	X			
9	~~MW-103I~~	WT							11	3	3	4		1					X	X	X	X	X	X	X	X	X	X	X			
10	~~MW-103D~~	WT							11	3	3	4		1					X	X	X	X	X	X	X	X	X	X	X			
11	MW-104S	WT	G	5/13	1145				11	3	3	4		1					X	X	X	X	X	X	X	X	X	X	X			~~005~~ 004
12	MW-104D	WT	G	5/13	1025				11	3	3	4		1					X	X	X	X	X	X	X	X	X	X	X			~~004~~ 005

ADDITIONAL COMMENTS	RELINQUISHED BY / AFFILIATION	DATE	TIME	ACCEPTED BY / AFFILIATION	DATE	TIME	SAMPLE CONDITIONS			
* Metals: 6010 (Al, Ba, B, Cd, Cr, Fe, Pb, Mn, Mo, Ca, Mg, Na, K, Li, SiO2)		5/13/22	1710		5/13/22	1710	See Rem	Y	N	Y
6020 (Co, As, Se, Sb)										
** Dissolved FF 6010 (Mo, Mn)										
Alkalinity = (Total , Bicarb & Carb)										

SAMPLER NAME AND SIGNATURE					
PRINT Name of SAMPLER:	P. Greg Hoppe		TEMP in C	Received on Ice (Y/N)	Custody Sealed Cooler (Y/N)	Samples Intact (Y/N)
SIGNATURE of SAMPLER:	DATE Signed: 5/13/22					

SAMPLE CONDITION UPON RECEIPT FORM

Date/Time and Initials of person examining contents: 05/13/22 1810 SMC

1. **Courier:** ☐ FED EX ☐ UPS ☒ CLIENT ☐ PACE ☐ USPS ☐ OTHER _____
2. **Custody Seal on Cooler/Box Present:** ☐ Yes ☒ No
   (If yes)Seals Intact: ☐ Yes ☐ No **(leave blank if no seals were present)**
3. **Thermometer:** 1 2 3 4 5 6 7 A B C D E F
4. **Cooler Temperature(s):** 19.4/19.4 | 09/0.9 | 6.2/6.2 | 1.5/1.5
   (Initial/Corrected) **RECORD TEMPS OF ALL COOLERS RECEIVED (use Comments below to add more)**
5. **Packing Material:** ☐ Bubble Wrap ☒ Bubble Bags ☐ None ☐ Other _____
6. **Ice Type:** ☒ Wet ☐ Blue ☐ None
7. **If temp. is over 6°C or under 0°C, was the PM notified?:** ☐ Yes ☒ No
   Cooler temp should be above freezing to 6°C

All discrepancies will be written out in the comments section below.

	Yes	No
USDA Regulated Soils? (HI, ID, NY, WA, OR,CA, NM, TX, OK, AR, LA, TN, AL, MS, NC, SC, GA, FL, or Puerto Rico)		✓
Short Hold Time Analysis (48 hours or less)? **Analysis:** NO3	✓	
Time 5035A TC placed in Freezer or Short Holds To Lab	Time: 1840	
Rush TAT Requested (4 days or less):		✓
Custody Signatures Present?	✓	
Containers Intact?:	✓	
Sample Label (IDs/Dates/Times) Match COC?: Except TCs, which only require sample ID	✓	
Extra labels on Terracore Vials? (soils only)		✓

	Yes	No	N/A
All containers needing acid/base preservation have been pH CHECKED?: **Exceptions: VOA, coliform, LLHg, O&G, RAD CHEM, and any container with a septum cap or preserved with HCl.** **Circle:** **HNO3 (<2)** **H2SO4 (<2)** **NaOH (>10)** **NaOH/ZnAc (>9)** Any non-conformance to pH recommendations will be noted on the container count form	✓		
	Present	Absent	N/A
Residual Chlorine Check (SVOC 625 Pest/PCB 608)			✓
Residual Chlorine Check (Total/Amenable/Free Cyanide)			✓
Headspace Wisconsin Sulfide?			✓
	Present	Absent	No VOA Vials Sent
Headspace in VOA Vials (>6mm): See Containter Count form for details			✓
Trip Blank Present?		—	
Trip Blank Custody Seals?:			—

COMMENTS:

COC PAGE 1 **of** ~~2~~ 1

SML
5/13/22

Sample Container Count

SBS
DI
MeOH (only)
BK
Kit

** Place a RED dot on containers that are out of conformance **

COC Line Item	WGFU	R	DG9H VG9H	VOA VIAL HS (>6mm)	VG9U	DG9U	VG9T	AG0U	AG1H	AG1U	AG2U	AG3S	AG3SF	AG3C	BP1U	BP1N	BP2U	BP3U	BP3N	BP3F	BP3S	BP3B	BP3Z	CG3H	Syringe Kit			Matrix	HNO3/ H2SO4 pH <2	NaOH/ ZNAc pH >9	NaOH pH>10
1																															
2												1	1			2	1	2	1	1	1		1					WT	✓	✓	
3												2	2		1	4		4	2	2	2		2					↓	↓	↓	
4																															
5																															
6												1	1			1			1	1	1		1					WT	✓	✓	
7												↓	↓			2	1	2	↓	↓	↓		↓					↓	↓	↓	
8																															
9																															
10																															
11												1	1			2	1	2	1	1	1		1					WT	✓	✓	
12												↓	↓			↓	↓	↓	↓	↓	↓		↓					↓	↓	↓	

Container Codes

Glass

DG9H	40mL HCl amber voa vial	BG1T	1L Na Thiosulfate clear glass	BP1B	1L NaOH plastic
DG9P	40mL TSP amber vial	BG1U	1L unpreserved glass	BP1N	1L HNO3 plastic
DG9S	40mL H2SO4 amber vial	BG3H	250mL HCl Clear Glass	BP1S	1L H2SO4 plastic
DG9T	40mL Na Thio amber vial	BG3U	250mL Unpres Clear Glass	BP1U	1L unpreserved plastic
DG9U	40mL unpreserved amber vial	AG0U	100mL unpres amber glass	BP1Z	1L NaOH, Zn, Ac
VG9H	40mL HCl clear vial	AG1H	1L HCl amber glass	BP2N	500mL HNO3 plastic
VG9T	40mL Na Thio. clear vial	AG1S	1L H2SO4 amber glass	BP2C	500mL NaOH plastic
VG9U	40mL unpreserved clear vial	AG1T	1L Na Thiosulfate amber glass	BP2S	500mL H2SO4 plastic
I	40mL w/hexane wipe vial	AG1U	1liter unpres amber glass	BP2U	500mL unpreserved plastic
WGKU	8oz unpreserved clear jar	AG2N	500mL HNO3 amber glass	BP2Z	500mL NaOH, Zn Ac
WGFU	4oz clear soil jar	AG2S	500mL H2SO4 amber glass	BP3B	250mL NaOH plastic
JGFU	4oz unpreserved amber wide	AG2U	500mL unpres amber glass	BP3N	250mL HNO3 plastic
CG3H	250mL clear glass HCl	AG3S	250mL H2SO4 amber glass	BP3F	250mL HNO3 plastic-field filtered
BG1H	1L HCl clear glass	AG3SF	250mL H2SO4 amb glass -field filtered	BP3U	250mL unpreserved plastic
BG1S	1L H2SO4 clear glass	AG3U	250mL unpres amber glass	BP3S	250mL H2SO4 plastic
GN	General	AG3C	250mL NaOH amber glass	BP3Z	250mL NaOH, ZnAc plastic

Plastic / Misc.

BP4U	125mL unpreserved plastic
BP4N	125mL HNO3 plastic
BP4S	125mL H2SO4 plastic

Syringe Kit	LL Cr+6 sampling kit

AF	Air Filter
C	Air Cassettes
R	Terracore kit
SP5T	120mL Coliform Na Thiosulfate
U	Summa Can
ZPLC	Ziploc Bag

WT		Water	
SL		Solid	
NAL	OL	Non-aqueous liquid	Oil
WP		Wipe	

Pace Analytical Services, LLC
7726 Moller Road
Indianapolis, IN 46268
(317)228-3100

August 01, 2022

Mr. Mark Breting
ATC Group Services
7988 Centerpoint Drive
Suite 100
Indianapolis, IN 46256

RE: Project: Harding St Profile 1 Report 1
Pace Project No.: 50317428

Dear Mr. Breting:

Enclosed are the analytical results for sample(s) received by the laboratory on May 06, 2022. The results relate only to the samples included in this report. Results reported herein conform to the applicable TNI/NELAC Standards and the laboratory's Quality Manual, where applicable, unless otherwise noted in the body of the report.

The test results provided in this final report were generated by each of the following laboratories within the Pace Network:

- Pace Analytical Services - Indianapolis
- Pace Analytical Services - Greensburg

If you have any questions concerning this report, please feel free to contact me.

Sincerely,

Hayden Putt
hayden.putt@pacelabs.com
(317)228-3145
Project Manager

Enclosures

cc: Mr. Robert Miller, Haley & Aldrich

This report shall not be reproduced, except in full,
without the written consent of Pace Analytical Services, LLC.

Pace Analytical Services, LLC
7726 Moller Road
Indianapolis, IN 46268
(317)228-3100

CERTIFICATIONS

Project: Harding St Profile 1 Report 1
Pace Project No.: 50317428

Pace Analytical Services Pennsylvania

1638 Roseytown Rd Suites 2,3&4, Greensburg, PA 15601
ANAB DOD-ELAP Rad Accreditation #: L2417
Alabama Certification #: 41590
Arizona Certification #: AZ0734
Arkansas Certification
California Certification #: 04222CA
Colorado Certification #: PA01547
Connecticut Certification #: PH-0694
Delaware Certification
EPA Region 4 DW Rad
Florida/TNI Certification #: E87683
Georgia Certification #: C040
Florida: Cert E871149 SEKS WET
Guam Certification
Hawaii Certification
Idaho Certification
Illinois Certification
Indiana Certification
Iowa Certification #: 391
Kansas/TNI Certification #: E-10358
Kentucky Certification #: KY90133
KY WW Permit #: KY0098221
KY WW Permit #: KY0000221
Louisiana DHH/TNI Certification #: LA180012
Louisiana DEQ/TNI Certification #: 4086
Maine Certification #: 2017020
Maryland Certification #: 308
Massachusetts Certification #: M-PA1457
Michigan/PADEP Certification #: 9991
Missouri Certification #: 235
Montana Certification #: Cert0082
Nebraska Certification #: NE-OS-29-14
Nevada Certification #: PA014572018-1
New Hampshire/TNI Certification #: 297617
New Jersey/TNI Certification #: PA051
New Mexico Certification #: PA01457
New York/TNI Certification #: 10888
North Carolina Certification #: 42706
North Dakota Certification #: R-190
Ohio EPA Rad Approval: #41249
Oregon/TNI Certification #: PA200002-010
Pennsylvania/TNI Certification #: 65-00282
Puerto Rico Certification #: PA01457
Rhode Island Certification #: 65-00282
South Dakota Certification
Tennessee Certification #: 02867
Texas/TNI Certification #: T104704188-17-3
Utah/TNI Certification #: PA014572017-9
USDA Soil Permit #: P330-17-00091
Vermont Dept. of Health: ID# VT-0282
Virgin Island/PADEP Certification
Virginia/VELAP Certification #: 460198
Washington Certification #: C868
West Virginia DEP Certification #: 143
West Virginia DHHR Certification #: 9964C
Wisconsin Approve List for Rad
Wyoming Certification #: 8TMS-L

Pace Analytical Services Indianapolis

7726 Moller Road, Indianapolis, IN 46268
Illinois Accreditation #: 200074
Indiana Drinking Water Laboratory #: C-49-06
Kansas/TNI Certification #: E-10177
Kentucky UST Agency Interest #: 80226
Kentucky WW Laboratory ID #: 98019
Michigan Drinking Water Laboratory #9050
Ohio VAP Certified Laboratory #: CL0065
Oklahoma Laboratory #: 9204
Texas Certification #: T104704355
Wisconsin Laboratory #: 999788130
USDA Soil Permit #: P330-19-00257

REPORT OF LABORATORY ANALYSIS

This report shall not be reproduced, except in full,
without the written consent of Pace Analytical Services, LLC.

Pace Analytical Services, LLC
7726 Moller Road
Indianapolis, IN 46268
(317)228-3100

SAMPLE SUMMARY

Project: Harding St Profile 1 Report 1
Pace Project No.: 50317428

Lab ID	Sample ID	Matrix	Date Collected	Date Received
50315836007	**MW-15S**	Water	05/05/22 10:14	05/06/22 13:20
50315836008	**MW-15I**	Water	05/05/22 11:32	05/06/22 13:20
50315836009	**MW-15I MS**	Water	05/05/22 11:32	05/06/22 13:20
50315836010	**MW-15I MSD**	Water	05/05/22 11:32	05/06/22 13:20

This report shall not be reproduced, except in full,
without the written consent of Pace Analytical Services, LLC.

Pace Analytical Services, LLC
7726 Moller Road
Indianapolis, IN 46268
(317)228-3100

SAMPLE ANALYTE COUNT

Project: Harding St Profile 1 Report 1
Pace Project No.: 50317428

Lab ID	Sample ID	Method	Analysts	Analytes Reported	Laboratory
50315836007	**MW-15S**	EPA 9056	RMR	3	PASI-I
		EPA 6010	MTM	15	PASI-I
		EPA 6010	JPK	2	PASI-I
		EPA 6020	CAW	6	PASI-I
		EPA 7470	EAE	1	PASI-I
		EPA 903.1	RPS	1	PASI-PA
		EPA 904.0	JSM	1	PASI-PA
		Total Radium Calculation	JAL	1	PASI-PA
		SM 2320B	SLB	3	PASI-I
		SM 2540C	BSW	1	PASI-I
		SM 4500-H+B	TKG	1	PASI-I
		SM 4500-S2-D	SWJ	1	PASI-I
		HACH 8146	SWJ	1	PASI-I
		EPA 353.2	OAS	2	PASI-I
		EPA 365.1	ZM	1	PASI-I
		SM 5310C	ZM	1	PASI-I
		SM 5310C	ZM	1	PASI-I
50315836008	**MW-15I**	EPA 9056	RMR	3	PASI-I
		EPA 6010	MTM	15	PASI-I
		EPA 6010	JPK	2	PASI-I
		EPA 6020	CAW	6	PASI-I
		EPA 7470	EAE	1	PASI-I
		EPA 903.1	RPS	1	PASI-PA
		EPA 904.0	JSM	1	PASI-PA
		Total Radium Calculation	JAL	1	PASI-PA
		SM 2320B	SLB	3	PASI-I
		SM 2540C	BSW	1	PASI-I
		SM 4500-H+B	TKG	1	PASI-I
		SM 4500-S2-D	SWJ	1	PASI-I
		HACH 8146	SWJ	1	PASI-I
		EPA 353.2	OAS	2	PASI-I
		EPA 365.1	ZM	1	PASI-I
		SM 5310C	ZM	1	PASI-I
		SM 5310C	ZM	1	PASI-I
50315836009	**MW-15I MS**	EPA 903.1	RPS	1	PASI-PA
		EPA 904.0	JSM	1	PASI-PA
50315836010	**MW-15I MSD**	EPA 903.1	RPS	1	PASI-PA

REPORT OF LABORATORY ANALYSIS

This report shall not be reproduced, except in full,
without the written consent of Pace Analytical Services, LLC.

Pace Analytical Services, LLC
7726 Moller Road
Indianapolis, IN 46268
(317)228-3100

SAMPLE ANALYTE COUNT

Project: Harding St Profile 1 Report 1
Pace Project No.: 50317428

Lab ID	Sample ID	Method	Analysts	Analytes Reported	Laboratory
		EPA 904.0	JSM	1	PASI-PA

PASI-I = Pace Analytical Services - Indianapolis
PASI-PA = Pace Analytical Services - Greensburg

This report shall not be reproduced, except in full,
without the written consent of Pace Analytical Services, LLC.

Pace Analytical Services, LLC
7726 Moller Road
Indianapolis, IN 46268
(317)228-3100

SUMMARY OF DETECTION

Project: Harding St Profile 1 Report 1
Pace Project No.: 50317428

Lab Sample ID / Method	Client Sample ID / Parameters	Result	Units	Report Limit	Analyzed	Qualifiers
50315836007	**MW-15S**					
EPA 9056	Chloride	28.1	mg/L	2.5	05/20/22 14:21	
EPA 9056	Fluoride	0.12	mg/L	0.10	05/20/22 14:02	
EPA 9056	Sulfate	48.8	mg/L	2.5	05/20/22 14:21	
EPA 6010	Barium	49.0	ug/L	10.0	05/19/22 10:15	
EPA 6010	Boron	120	ug/L	100	05/19/22 10:15	
EPA 6010	Calcium	106000	ug/L	1000	05/19/22 10:15	
EPA 6010	Iron	101	ug/L	100	05/19/22 10:15	
EPA 6010	Magnesium	27600	ug/L	1000	05/19/22 10:15	
EPA 6010	Manganese	12.1	ug/L	10.0	05/19/22 10:15	
EPA 6010	Potassium	1550	ug/L	1000	05/19/22 10:15	
EPA 6010	Silica	11300	ug/L	450	05/19/22 10:15	N2
EPA 6010	Sodium	21500	ug/L	1000	05/19/22 10:15	
EPA 6020	Selenium	1.1	ug/L	1.0	05/14/22 07:09	
EPA 903.1	Radium-226	0.200 ± 0.278 (0.464) C:NA T:95%	pCi/L		06/15/22 13:00	
EPA 904.0	Radium-228	0.395 ± 0.371 (0.754) C:73% T:85%	pCi/L		06/08/22 16:08	
Total Radium Calculation	Total Radium	0.595 ± 0.649 (1.22)	pCi/L		06/16/22 18:09	
SM 2320B	Alkalinity, Total as CaCO3	326	mg/L	2.0	05/16/22 18:42	
SM 2320B	Alkalinity,Bicarbonate (CaCO3)	326	mg/L	2.0	05/16/22 18:42	
SM 2540C	Total Dissolved Solids	446	mg/L	10.0	05/12/22 16:02	
SM 4500-H+B	pH at 25 Degrees C	7.5	Std. Units	0.10	05/14/22 17:06	H3
EPA 353.2	Nitrogen, Nitrate	3.8	mg/L	0.10	05/06/22 17:17	
50315836008	**MW-15I**					
EPA 9056	Chloride	15.8	mg/L	2.5	05/20/22 12:46	
EPA 9056	Fluoride	0.12	mg/L	0.10	05/20/22 14:39	
EPA 9056	Sulfate	49.0	mg/L	2.5	05/20/22 12:46	
EPA 6010	Barium	56.0	ug/L	10.0	05/19/22 10:27	
EPA 6010	Boron	110	ug/L	100	05/19/22 10:27	
EPA 6010	Calcium	99900	ug/L	1000	05/19/22 10:27	
EPA 6010	Magnesium	26000	ug/L	1000	05/19/22 10:27	
EPA 6010	Manganese	13.9	ug/L	10.0	05/19/22 10:27	
EPA 6010	Potassium	1270	ug/L	1000	05/19/22 10:27	
EPA 6010	Silica	12300	ug/L	450	05/19/22 10:27	N2
EPA 6010	Sodium	8210	ug/L	1000	05/19/22 10:27	
EPA 6010	Manganese, Dissolved	14.4	ug/L	10.0	05/17/22 03:21	
EPA 6020	Selenium	1.9	ug/L	1.0	05/14/22 05:58	
EPA 903.1	Radium-226	0.160 ± 0.368 (0.666) C:NA T:88%	pCi/L		06/15/22 12:00	

REPORT OF LABORATORY ANALYSIS

This report shall not be reproduced, except in full,
without the written consent of Pace Analytical Services, LLC.

Pace Analytical Services, LLC
7726 Moller Road
Indianapolis, IN 46268
(317)228-3100

SUMMARY OF DETECTION

Project: Harding St Profile 1 Report 1
Pace Project No.: 50317428

Lab Sample ID / Method	Client Sample ID / Parameters	Result	Units	Report Limit	Analyzed	Qualifiers
50315836008	**MW-15I**					
EPA 904.0	Radium-228	0.155 ± 0.338 (0.748) C:78% T:87%	pCi/L		06/08/22 16:09	
Total Radium Calculation	Total Radium	0.315 ± 0.706 (1.41)	pCi/L		06/16/22 18:09	
SM 2320B	Alkalinity, Total as CaCO3	301	mg/L	2.0	05/16/22 17:27	
SM 2320B	Alkalinity,Bicarbonate (CaCO3)	301	mg/L	2.0	05/16/22 17:27	
SM 2540C	Total Dissolved Solids	399	mg/L	10.0	05/12/22 16:02	
SM 4500-H+B	pH at 25 Degrees C	7.5	Std. Units	0.10	05/14/22 17:06	H3
EPA 353.2	Nitrogen, Nitrate	2.7	mg/L	0.10	05/06/22 17:33	
50315836009	**MW-15I MS**					
EPA 903.1	Radium-226	86.57 %REC ± NA (NA) C:NA T:NA%	pCi/L		06/15/22 13:00	
EPA 904.0	Radium-228	102.28 %REC ± NA (NA) C:NA T:NA	pCi/L		06/08/22 16:09	
50315836010	**MW-15I MSD**					
EPA 903.1	Radium-226	114.92 %REC 28.14 RPD ± NA (NA) C:NA T:NA%	pCi/L		06/15/22 13:00	
EPA 904.0	Radium-228	95.30 %REC 7.07 RPD ± NA (NA) C:NA T:NA	pCi/L		06/08/22 16:09	

REPORT OF LABORATORY ANALYSIS

This report shall not be reproduced, except in full,
without the written consent of Pace Analytical Services, LLC.

Pace Analytical Services, LLC
7726 Moller Road
Indianapolis, IN 46268
(317)228-3100

ANALYTICAL RESULTS

Project: Harding St Profile 1 Report 1
Pace Project No.: 50317428

Sample: MW-15S **Lab ID: 50315836007** Collected: 05/05/22 10:14 Received: 05/06/22 13:20 Matrix: Water

Parameters	Results	Units	Report Limit	DF	Prepared	Analyzed	CAS No.	Qual
9056 IC Anions	Analytical Method: EPA 9056							
	Pace Analytical Services - Indianapolis							
Chloride	**28.1**	mg/L	2.5	10		05/20/22 14:21	16887-00-6	
Fluoride	**0.12**	mg/L	0.10	1		05/20/22 14:02	16984-48-8	
Sulfate	**48.8**	mg/L	2.5	10		05/20/22 14:21	14808-79-8	
6010 MET ICP	Analytical Method: EPA 6010 Preparation Method: EPA 3010							
	Pace Analytical Services - Indianapolis							
Aluminum	ND	ug/L	200	1	05/14/22 14:28	05/19/22 10:15	7429-90-5	
Barium	**49.0**	ug/L	10.0	1	05/14/22 14:28	05/19/22 10:15	7440-39-3	
Boron	**120**	ug/L	100	1	05/14/22 14:28	05/19/22 10:15	7440-42-8	
Cadmium	ND	ug/L	2.0	1	05/14/22 14:28	05/19/22 10:15	7440-43-9	
Calcium	**106000**	ug/L	1000	1	05/14/22 14:28	05/19/22 10:15	7440-70-2	
Chromium	ND	ug/L	10.0	1	05/14/22 14:28	05/19/22 10:15	7440-47-3	
Iron	**101**	ug/L	100	1	05/14/22 14:28	05/19/22 10:15	7439-89-6	
Lead	ND	ug/L	10.0	1	05/14/22 14:28	05/19/22 10:15	7439-92-1	
Lithium	ND	ug/L	20.0	1	05/14/22 14:28	05/19/22 10:15	7439-93-2	
Magnesium	**27600**	ug/L	1000	1	05/14/22 14:28	05/19/22 10:15	7439-95-4	
Manganese	**12.1**	ug/L	10.0	1	05/14/22 14:28	05/19/22 10:15	7439-96-5	
Molybdenum	ND	ug/L	10.0	1	05/14/22 14:28	05/19/22 10:15	7439-98-7	
Potassium	**1550**	ug/L	1000	1	05/14/22 14:28	05/19/22 10:15	7440-09-7	
Silica	**11300**	ug/L	450	1	05/14/22 14:28	05/19/22 10:15	7631-86-9	N2
Sodium	**21500**	ug/L	1000	1	05/14/22 14:28	05/19/22 10:15	7440-23-5	
6010 MET ICP, Dissolved	Analytical Method: EPA 6010 Preparation Method: EPA 3010							
	Pace Analytical Services - Indianapolis							
Manganese, Dissolved	ND	ug/L	10.0	1	05/13/22 14:37	05/17/22 03:19	7439-96-5	
Molybdenum, Dissolved	ND	ug/L	10.0	1	05/13/22 14:37	05/17/22 03:19	7439-98-7	
6020 MET ICPMS	Analytical Method: EPA 6020 Preparation Method: EPA 200.2							
	Pace Analytical Services - Indianapolis							
Antimony	ND	ug/L	1.0	1	05/12/22 14:20	05/14/22 07:09	7440-36-0	
Arsenic	ND	ug/L	1.0	1	05/12/22 14:20	05/14/22 07:09	7440-38-2	
Beryllium	ND	ug/L	0.20	1	05/12/22 14:20	05/14/22 07:09	7440-41-7	
Cobalt	ND	ug/L	1.0	1	05/12/22 14:20	05/14/22 07:09	7440-48-4	
Selenium	**1.1**	ug/L	1.0	1	05/12/22 14:20	05/14/22 07:09	7782-49-2	
Thallium	ND	ug/L	1.0	1	05/12/22 14:20	05/14/22 07:09	7440-28-0	
7470 Mercury	Analytical Method: EPA 7470 Preparation Method: EPA 7470							
	Pace Analytical Services - Indianapolis							
Mercury	ND	ug/L	0.20	1	05/11/22 10:47	05/11/22 17:54	7439-97-6	
2320B Alkalinity	Analytical Method: SM 2320B							
	Pace Analytical Services - Indianapolis							
Alkalinity, Total as CaCO3	**326**	mg/L	2.0	1		05/16/22 18:42		
Alkalinity,Bicarbonate (CaCO3)	**326**	mg/L	2.0	1		05/16/22 18:42		
Alkalinity,Carbonate (CaCO3)	ND	mg/L	2.0	1		05/16/22 18:42		

REPORT OF LABORATORY ANALYSIS

This report shall not be reproduced, except in full,
without the written consent of Pace Analytical Services, LLC.

Pace Analytical Services, LLC
7726 Moller Road
Indianapolis, IN 46268
(317)228-3100

ANALYTICAL RESULTS

Project: Harding St Profile 1 Report 1
Pace Project No.: 50317428

Sample: MW-15S **Lab ID: 50315836007** Collected: 05/05/22 10:14 Received: 05/06/22 13:20 Matrix: Water

Parameters	Results	Units	Report Limit	DF	Prepared	Analyzed	CAS No.	Qual
2540C Total Dissolved Solids	Analytical Method: SM 2540C Pace Analytical Services - Indianapolis							
Total Dissolved Solids	**446**	mg/L	10.0	1		05/12/22 16:02		
4500H+ pH, Electrometric	Analytical Method: SM 4500-H+B Pace Analytical Services - Indianapolis							
pH at 25 Degrees C	**7.5**	Std. Units	0.10	1		05/14/22 17:06		H3
4500S2D Sulfide Water	Analytical Method: SM 4500-S2-D Pace Analytical Services - Indianapolis							
Sulfide	ND	mg/L	0.10	1		05/07/22 09:45	18496-25-8	
Iron, Ferrous	Analytical Method: HACH 8146 Pace Analytical Services - Indianapolis							
Iron, Ferrous	ND	mg/L	0.20	1		05/10/22 15:19	15438-31-0	H3,N2
353.2 Nitrogen, NO2/NO3 unpres	Analytical Method: EPA 353.2 Pace Analytical Services - Indianapolis							
Nitrogen, Nitrate	**3.8**	mg/L	0.10	1		05/06/22 17:17	14797-55-8	
Nitrogen, Nitrite	ND	mg/L	0.10	1		05/06/22 17:17	14797-65-0	
365.1 Total Phosphorus	Analytical Method: EPA 365.1 Preparation Method: EPA 365.1 Pace Analytical Services - Indianapolis							
Phosphate as P04	ND	mg/L	0.15	1	05/11/22 10:00	05/14/22 08:39		
5310C TOC	Analytical Method: SM 5310C Pace Analytical Services - Indianapolis							
Total Organic Carbon	ND	mg/L	1.0	1		05/14/22 04:50	7440-44-0	
5310C Dissolved Organic Carbon	Analytical Method: SM 5310C Pace Analytical Services - Indianapolis							
Dissolved Organic Carbon	ND	mg/L	1.0	1		05/17/22 17:13		

REPORT OF LABORATORY ANALYSIS

This report shall not be reproduced, except in full,
without the written consent of Pace Analytical Services, LLC.

Pace Analytical Services, LLC
7726 Moller Road
Indianapolis, IN 46268
(317)228-3100

ANALYTICAL RESULTS

Project: Harding St Profile 1 Report 1
Pace Project No.: 50317428

Sample: MW-15I **Lab ID: 50315836008** Collected: 05/05/22 11:32 Received: 05/06/22 13:20 Matrix: Water

Parameters	Results	Units	Report Limit	DF	Prepared	Analyzed	CAS No.	Qual
9056 IC Anions	Analytical Method: EPA 9056							
	Pace Analytical Services - Indianapolis							
Chloride	**15.8**	mg/L	2.5	10		05/20/22 12:46	16887-00-6	
Fluoride	**0.12**	mg/L	0.10	1		05/20/22 14:39	16984-48-8	
Sulfate	**49.0**	mg/L	2.5	10		05/20/22 12:46	14808-79-8	
6010 MET ICP	Analytical Method: EPA 6010 Preparation Method: EPA 3010							
	Pace Analytical Services - Indianapolis							
Aluminum	ND	ug/L	200	1	05/14/22 14:28	05/19/22 10:27	7429-90-5	
Barium	**56.0**	ug/L	10.0	1	05/14/22 14:28	05/19/22 10:27	7440-39-3	
Boron	**110**	ug/L	100	1	05/14/22 14:28	05/19/22 10:27	7440-42-8	
Cadmium	ND	ug/L	2.0	1	05/14/22 14:28	05/19/22 10:27	7440-43-9	
Calcium	**99900**	ug/L	1000	1	05/14/22 14:28	05/19/22 10:27	7440-70-2	
Chromium	ND	ug/L	10.0	1	05/14/22 14:28	05/19/22 10:27	7440-47-3	
Iron	ND	ug/L	100	1	05/14/22 14:28	05/19/22 10:27	7439-89-6	
Lead	ND	ug/L	10.0	1	05/14/22 14:28	05/19/22 10:27	7439-92-1	
Lithium	ND	ug/L	20.0	1	05/14/22 14:28	05/19/22 10:27	7439-93-2	
Magnesium	**26000**	ug/L	1000	1	05/14/22 14:28	05/19/22 10:27	7439-95-4	
Manganese	**13.9**	ug/L	10.0	1	05/14/22 14:28	05/19/22 10:27	7439-96-5	
Molybdenum	ND	ug/L	10.0	1	05/14/22 14:28	05/19/22 10:27	7439-98-7	
Potassium	**1270**	ug/L	1000	1	05/14/22 14:28	05/19/22 10:27	7440-09-7	
Silica	**12300**	ug/L	450	1	05/14/22 14:28	05/19/22 10:27	7631-86-9	N2
Sodium	**8210**	ug/L	1000	1	05/14/22 14:28	05/19/22 10:27	7440-23-5	
6010 MET ICP, Dissolved	Analytical Method: EPA 6010 Preparation Method: EPA 3010							
	Pace Analytical Services - Indianapolis							
Manganese, Dissolved	**14.4**	ug/L	10.0	1	05/13/22 14:37	05/17/22 03:21	7439-96-5	
Molybdenum, Dissolved	ND	ug/L	10.0	1	05/13/22 14:37	05/17/22 03:21	7439-98-7	
6020 MET ICPMS	Analytical Method: EPA 6020 Preparation Method: EPA 200.2							
	Pace Analytical Services - Indianapolis							
Antimony	ND	ug/L	1.0	1	05/12/22 14:20	05/14/22 05:58	7440-36-0	
Arsenic	ND	ug/L	1.0	1	05/12/22 14:20	05/14/22 05:58	7440-38-2	
Beryllium	ND	ug/L	0.20	1	05/12/22 14:20	05/14/22 05:58	7440-41-7	
Cobalt	ND	ug/L	1.0	1	05/12/22 14:20	05/14/22 05:58	7440-48-4	
Selenium	**1.9**	ug/L	1.0	1	05/12/22 14:20	05/14/22 05:58	7782-49-2	
Thallium	ND	ug/L	1.0	1	05/12/22 14:20	05/14/22 05:58	7440-28-0	
7470 Mercury	Analytical Method: EPA 7470 Preparation Method: EPA 7470							
	Pace Analytical Services - Indianapolis							
Mercury	ND	ug/L	0.20	1	05/11/22 10:47	05/11/22 17:57	7439-97-6	
2320B Alkalinity	Analytical Method: SM 2320B							
	Pace Analytical Services - Indianapolis							
Alkalinity, Total as CaCO3	**301**	mg/L	2.0	1		05/16/22 17:27		
Alkalinity,Bicarbonate (CaCO3)	**301**	mg/L	2.0	1		05/16/22 17:27		
Alkalinity,Carbonate (CaCO3)	ND	mg/L	2.0	1		05/16/22 17:27		

REPORT OF LABORATORY ANALYSIS

This report shall not be reproduced, except in full,
without the written consent of Pace Analytical Services, LLC.

Pace Analytical Services, LLC
7726 Moller Road
Indianapolis, IN 46268
(317)228-3100

ANALYTICAL RESULTS

Project: Harding St Profile 1 Report 1
Pace Project No.: 50317428

Sample: MW-15I **Lab ID: 50315836008** Collected: 05/05/22 11:32 Received: 05/06/22 13:20 Matrix: Water

Parameters	Results	Units	Report Limit	DF	Prepared	Analyzed	CAS No.	Qual
2540C Total Dissolved Solids	Analytical Method: SM 2540C Pace Analytical Services - Indianapolis							
Total Dissolved Solids	**399**	mg/L	10.0	1		05/12/22 16:02		
4500H+ pH, Electrometric	Analytical Method: SM 4500-H+B Pace Analytical Services - Indianapolis							
pH at 25 Degrees C	**7.5**	Std. Units	0.10	1		05/14/22 17:06		H3
4500S2D Sulfide Water	Analytical Method: SM 4500-S2-D Pace Analytical Services - Indianapolis							
Sulfide	ND	mg/L	0.10	1		05/07/22 09:45	18496-25-8	
Iron, Ferrous	Analytical Method: HACH 8146 Pace Analytical Services - Indianapolis							
Iron, Ferrous	ND	mg/L	0.20	1		05/10/22 15:19	15438-31-0	H3,N2
353.2 Nitrogen, NO2/NO3 unpres	Analytical Method: EPA 353.2 Pace Analytical Services - Indianapolis							
Nitrogen, Nitrate	**2.7**	mg/L	0.10	1		05/06/22 17:33	14797-55-8	
Nitrogen, Nitrite	ND	mg/L	0.10	1		05/06/22 17:33	14797-65-0	
365.1 Total Phosphorus	Analytical Method: EPA 365.1 Preparation Method: EPA 365.1 Pace Analytical Services - Indianapolis							
Phosphate as P04	ND	mg/L	0.15	1	05/11/22 10:00	05/14/22 08:41		
5310C TOC	Analytical Method: SM 5310C Pace Analytical Services - Indianapolis							
Total Organic Carbon	ND	mg/L	1.0	1		05/14/22 16:08	7440-44-0	
5310C Dissolved Organic Carbon	Analytical Method: SM 5310C Pace Analytical Services - Indianapolis							
Dissolved Organic Carbon	ND	mg/L	1.0	1		05/17/22 17:29		

REPORT OF LABORATORY ANALYSIS

This report shall not be reproduced, except in full,
without the written consent of Pace Analytical Services, LLC.

Pace Analytical Services, LLC
7726 Moller Road
Indianapolis, IN 46268
(317)228-3100

QUALITY CONTROL DATA

Project: Harding St Profile 1 Report 1
Pace Project No.: 50317428

QC Batch: 676962
QC Batch Method: EPA 9056
Analysis Method: EPA 9056
Analysis Description: 9056 IC Anions
Laboratory: Pace Analytical Services - Indianapolis
Associated Lab Samples: 50315836007, 50315836008

METHOD BLANK: 3116809 Matrix: Water
Associated Lab Samples: 50315836007, 50315836008

Parameter	Units	Blank Result	Reporting Limit	Analyzed	Qualifiers
Chloride	mg/L	ND	0.25	05/20/22 12:15	
Fluoride	mg/L	ND	0.10	05/20/22 12:15	
Sulfate	mg/L	ND	0.25	05/20/22 12:15	

LABORATORY CONTROL SAMPLE: 3116810

Parameter	Units	Spike Conc.	LCS Result	LCS % Rec	% Rec Limits	Qualifiers
Chloride	mg/L	1.2	1.1	90	80-120	
Fluoride	mg/L	0.5	0.48	97	80-120	
Sulfate	mg/L	2.5	2.4	96	80-120	

MATRIX SPIKE & MATRIX SPIKE DUPLICATE: 3116811 3116812

Parameter	Units	50315836008 Result	MS Spike Conc.	MSD Spike Conc.	MS Result	MSD Result	MS % Rec	MSD % Rec	% Rec Limits	RPD	Max RPD	Qual
Chloride	mg/L	15.8	12.5	12.5	27.4	27.4	93	93	80-120	0	15	
Fluoride	mg/L	0.12	0.5	0.5	0.50	0.49	74	73	80-120	1	15	M0
Sulfate	mg/L	49.0	25	25	77.4	72.9	113	95	80-120	6	15	

MATRIX SPIKE & MATRIX SPIKE DUPLICATE: 3116813 3116814

Parameter	Units	50315985002 Result	MS Spike Conc.	MSD Spike Conc.	MS Result	MSD Result	MS % Rec	MSD % Rec	% Rec Limits	RPD	Max RPD	Qual
Chloride	mg/L	50.3	12.5	12.5	63.0	64.1	102	110	80-120	2	15	
Fluoride	mg/L	ND	0.5	0.5	0.41	0.41	75	77	80-120	2	15	M0
Sulfate	mg/L	1620	250	250	1780	1800	64	70	80-120	1	15	M0

MATRIX SPIKE & MATRIX SPIKE DUPLICATE: 3116815 3116816

Parameter	Units	50315986002 Result	MS Spike Conc.	MSD Spike Conc.	MS Result	MSD Result	MS % Rec	MSD % Rec	% Rec Limits	RPD	Max RPD	Qual
Chloride	mg/L	60.8	12.5	12.5	71.9	72.1	89	90	80-120	0	15	
Fluoride	mg/L	ND	0.5	0.5	0.39	0.40	76	78	80-120	2	15	M0
Sulfate	mg/L	1530	250	250	1770	1750	96	86	80-120	1	15	

Results presented on this page are in the units indicated by the "Units" column except where an alternate unit is presented to the right of the result.

REPORT OF LABORATORY ANALYSIS

This report shall not be reproduced, except in full,
without the written consent of Pace Analytical Services, LLC.

Pace Analytical Services, LLC
7726 Moller Road
Indianapolis, IN 46268
(317)228-3100

QUALITY CONTROL DATA

Project: Harding St Profile 1 Report 1
Pace Project No.: 50317428

QC Batch: 675562
QC Batch Method: EPA 7470
Analysis Method: EPA 7470
Analysis Description: 7470 Mercury
Laboratory: Pace Analytical Services - Indianapolis
Associated Lab Samples: 50315836007, 50315836008

METHOD BLANK: 3110534 Matrix: Water
Associated Lab Samples: 50315836007, 50315836008

Parameter	Units	Blank Result	Reporting Limit	Analyzed	Qualifiers
Mercury	ug/L	ND	0.20	05/11/22 17:49	

LABORATORY CONTROL SAMPLE: 3110535

Parameter	Units	Spike Conc.	LCS Result	LCS % Rec	% Rec Limits	Qualifiers
Mercury	ug/L	5	5.1	101	80-120	

MATRIX SPIKE & MATRIX SPIKE DUPLICATE: 3110536 3110537

Parameter	Units	50315836008 Result	MS Spike Conc.	MSD Spike Conc.	MS Result	MSD Result	MS % Rec	MSD % Rec	% Rec Limits	RPD	Max RPD	Qual
Mercury	ug/L	ND	5	5	4.9	5.0	98	99	75-125	1	20	

MATRIX SPIKE & MATRIX SPIKE DUPLICATE: 3110538 3110539

Parameter	Units	50315883004 Result	MS Spike Conc.	MSD Spike Conc.	MS Result	MSD Result	MS % Rec	MSD % Rec	% Rec Limits	RPD	Max RPD	Qual
Mercury	ug/L	ND	5	5	5.2	5.2	104	102	75-125	2	20	

Results presented on this page are in the units indicated by the "Units" column except where an alternate unit is presented to the right of the result.

REPORT OF LABORATORY ANALYSIS

This report shall not be reproduced, except in full,
without the written consent of Pace Analytical Services, LLC.

Pace Analytical Services, LLC
7726 Moller Road
Indianapolis, IN 46268
(317)228-3100

QUALITY CONTROL DATA

Project: Harding St Profile 1 Report 1
Pace Project No.: 50317428

QC Batch: 675195
QC Batch Method: EPA 3010
Analysis Method: EPA 6010
Analysis Description: 6010 MET
Laboratory: Pace Analytical Services - Indianapolis
Associated Lab Samples: 50315836007, 50315836008

METHOD BLANK: 3109105 Matrix: Water
Associated Lab Samples: 50315836007, 50315836008

Parameter	Units	Blank Result	Reporting Limit	Analyzed	Qualifiers
Aluminum	ug/L	ND	200	05/19/22 09:50	
Barium	ug/L	ND	10.0	05/19/22 09:50	
Boron	ug/L	ND	100	05/19/22 09:50	
Cadmium	ug/L	ND	2.0	05/19/22 09:50	
Calcium	ug/L	ND	1000	05/19/22 09:50	
Chromium	ug/L	ND	10.0	05/19/22 09:50	
Iron	ug/L	ND	100	05/19/22 09:50	
Lead	ug/L	ND	10.0	05/19/22 09:50	
Lithium	ug/L	ND	20.0	05/19/22 09:50	
Magnesium	ug/L	ND	1000	05/19/22 09:50	
Manganese	ug/L	ND	10.0	05/19/22 09:50	
Molybdenum	ug/L	ND	10.0	05/19/22 09:50	
Potassium	ug/L	ND	1000	05/19/22 09:50	
Silica	ug/L	ND	450	05/19/22 09:50	N2
Sodium	ug/L	ND	1000	05/19/22 09:50	

LABORATORY CONTROL SAMPLE: 3109106

Parameter	Units	Spike Conc.	LCS Result	LCS % Rec	% Rec Limits	Qualifiers
Aluminum	ug/L	10000	9890	99	80-120	
Barium	ug/L	1000	982	98	80-120	
Boron	ug/L	1000	983	98	80-120	
Cadmium	ug/L	1000	972	97	80-120	
Calcium	ug/L	10000	10100	101	80-120	
Chromium	ug/L	1000	997	100	80-120	
Iron	ug/L	10000	9670	97	80-120	
Lead	ug/L	1000	954	95	80-120	
Lithium	ug/L	1000	1050	105	80-120	
Magnesium	ug/L	10000	9600	96	80-120	
Manganese	ug/L	1000	975	97	80-120	
Molybdenum	ug/L	1000	1020	102	80-120	
Potassium	ug/L	10000	9870	99	80-120	
Silica	ug/L	10700	10200	96	80-120	N2
Sodium	ug/L	10000	9930	99	80-120	

Results presented on this page are in the units indicated by the "Units" column except where an alternate unit is presented to the right of the result.

REPORT OF LABORATORY ANALYSIS

This report shall not be reproduced, except in full,
without the written consent of Pace Analytical Services, LLC.

Pace Analytical Services, LLC
7726 Moller Road
Indianapolis, IN 46268
(317)228-3100

QUALITY CONTROL DATA

Project: Harding St Profile 1 Report 1
Pace Project No.: 50317428

MATRIX SPIKE & MATRIX SPIKE DUPLICATE: 3109107 3109108

Parameter	Units	50315836008 Result	MS Spike Conc.	MSD Spike Conc.	MS Result	MSD Result	MS % Rec	MSD % Rec	% Rec Limits	RPD	Max RPD	Qual
Aluminum	ug/L	ND	10000	10000	10100	10000	101	100	75-125	0	20	
Barium	ug/L	56.0	1000	1000	1070	1060	101	101	75-125	1	20	
Boron	ug/L	110	1000	1000	1140	1140	103	103	75-125	0	20	
Cadmium	ug/L	ND	1000	1000	1020	1010	102	101	75-125	0	20	
Calcium	ug/L	99900	10000	10000	110000	112000	106	120	75-125	1	20	
Chromium	ug/L	ND	1000	1000	1020	1010	102	101	75-125	0	20	
Iron	ug/L	ND	10000	10000	9810	9760	98	98	75-125	1	20	
Lead	ug/L	ND	1000	1000	956	956	96	96	75-125	0	20	
Lithium	ug/L	ND	1000	1000	1120	1120	112	112	75-125	0	20	
Magnesium	ug/L	26000	10000	10000	35800	36100	98	101	75-125	1	20	
Manganese	ug/L	13.9	1000	1000	1000	1000	99	99	75-125	0	20	
Molybdenum	ug/L	ND	1000	1000	1050	1050	105	105	75-125	0	20	
Potassium	ug/L	1270	10000	10000	11700	11700	104	104	75-125	0	20	
Silica	ug/L	12300	10700	10700	22900	23000	99	100	75-125	0	20	N2
Sodium	ug/L	8210	10000	10000	18600	18600	104	104	75-125	0	20	

Results presented on this page are in the units indicated by the "Units" column except where an alternate unit is presented to the right of the result.

REPORT OF LABORATORY ANALYSIS

This report shall not be reproduced, except in full,
without the written consent of Pace Analytical Services, LLC.

Pace Analytical Services, LLC
7726 Moller Road
Indianapolis, IN 46268
(317)228-3100

QUALITY CONTROL DATA

Project: Harding St Profile 1 Report 1
Pace Project No.: 50317428

QC Batch: 675145
QC Batch Method: EPA 3010
Analysis Method: EPA 6010
Analysis Description: 6010 MET Dissolved
Laboratory: Pace Analytical Services - Indianapolis
Associated Lab Samples: 50315836007, 50315836008

METHOD BLANK: 3108904 Matrix: Water
Associated Lab Samples: 50315836007, 50315836008

Parameter	Units	Blank Result	Reporting Limit	Analyzed	Qualifiers
Manganese, Dissolved	ug/L	ND	10.0	05/17/22 03:02	
Molybdenum, Dissolved	ug/L	ND	10.0	05/17/22 03:02	

LABORATORY CONTROL SAMPLE: 3108905

Parameter	Units	Spike Conc.	LCS Result	LCS % Rec	% Rec Limits	Qualifiers
Manganese, Dissolved	ug/L	1000	1000	100	80-120	
Molybdenum, Dissolved	ug/L	1000	1040	104	80-120	

MATRIX SPIKE & MATRIX SPIKE DUPLICATE: 3108906 3108907

Parameter	Units	50315836008 Result	MS Spike Conc.	MSD Spike Conc.	MS Result	MSD Result	MS % Rec	MSD % Rec	% Rec Limits	RPD	Max RPD	Qual
Manganese, Dissolved	ug/L	14.4	1000	1000	1010	1000	100	99	75-125	1	20	
Molybdenum, Dissolved	ug/L	ND	1000	1000	1050	1040	105	104	75-125	0	20	

Results presented on this page are in the units indicated by the "Units" column except where an alternate unit is presented to the right of the result.

REPORT OF LABORATORY ANALYSIS

This report shall not be reproduced, except in full,
without the written consent of Pace Analytical Services, LLC.

Pace Analytical Services, LLC
7726 Moller Road
Indianapolis, IN 46268
(317)228-3100

QUALITY CONTROL DATA

Project: Harding St Profile 1 Report 1
Pace Project No.: 50317428

QC Batch: 675800
QC Batch Method: EPA 200.2
Analysis Method: EPA 6020
Analysis Description: 6020 MET
Laboratory: Pace Analytical Services - Indianapolis
Associated Lab Samples: 50315836007, 50315836008

METHOD BLANK: 3111670 Matrix: Water
Associated Lab Samples: 50315836007, 50315836008

Parameter	Units	Blank Result	Reporting Limit	Analyzed	Qualifiers
Antimony	ug/L	ND	1.0	05/14/22 05:38	
Arsenic	ug/L	ND	1.0	05/14/22 05:38	
Beryllium	ug/L	ND	0.20	05/14/22 05:38	
Cobalt	ug/L	ND	1.0	05/14/22 05:38	
Selenium	ug/L	ND	1.0	05/14/22 05:38	
Thallium	ug/L	ND	1.0	05/14/22 05:38	

LABORATORY CONTROL SAMPLE: 3111671

Parameter	Units	Spike Conc.	LCS Result	LCS % Rec	% Rec Limits	Qualifiers
Antimony	ug/L	40	41.2	103	80-120	
Arsenic	ug/L	40	36.8	92	80-120	
Beryllium	ug/L	40	39.3	98	80-120	
Cobalt	ug/L	40	40.4	101	80-120	
Selenium	ug/L	40	38.0	95	80-120	
Thallium	ug/L	40	40.5	101	80-120	

MATRIX SPIKE & MATRIX SPIKE DUPLICATE: 3111672 3111673

Parameter	Units	50315836008 Result	MS Spike Conc.	MSD Spike Conc.	MS Result	MSD Result	MS % Rec	MSD % Rec	% Rec Limits	RPD	Max RPD	Qual
Antimony	ug/L	ND	40	40	43.7	41.3	109	103	75-125	6	20	
Arsenic	ug/L	ND	40	40	37.2	38.9	93	97	75-125	4	20	
Beryllium	ug/L	ND	40	40	41.4	39.8	103	99	75-125	4	20	
Cobalt	ug/L	ND	40	40	39.9	38.1	98	94	75-125	5	20	
Selenium	ug/L	1.9	40	40	39.0	41.2	93	98	75-125	5	20	
Thallium	ug/L	ND	40	40	43.0	40.7	107	102	75-125	6	20	

MATRIX SPIKE & MATRIX SPIKE DUPLICATE: 3111684 3111685

Parameter	Units	50315953004 Result	MS Spike Conc.	MSD Spike Conc.	MS Result	MSD Result	MS % Rec	MSD % Rec	% Rec Limits	RPD	Max RPD	Qual
Antimony	ug/L	0.090J	40	40	43.4	42.2	108	105	75-125	3	20	
Arsenic	ug/L	0.27J	40	40	38.6	38.1	96	95	75-125	1	20	
Beryllium	ug/L	ND	40	40	41.0	40.0	102	100	75-125	2	20	
Cobalt	ug/L	0.13J	40	40	38.5	37.2	96	93	75-125	3	20	

Results presented on this page are in the units indicated by the "Units" column except where an alternate unit is presented to the right of the result.

REPORT OF LABORATORY ANALYSIS

This report shall not be reproduced, except in full,
without the written consent of Pace Analytical Services, LLC.

Pace Analytical Services, LLC
7726 Moller Road
Indianapolis, IN 46268
(317)228-3100

QUALITY CONTROL DATA

Project: Harding St Profile 1 Report 1
Pace Project No.: 50317428

MATRIX SPIKE & MATRIX SPIKE DUPLICATE: 3111684 3111685

Parameter	Units	50315953004 Result	MS Spike Conc.	MSD Spike Conc.	MS Result	MSD Result	MS % Rec	MSD % Rec	% Rec Limits	RPD	Max RPD	Qual
Selenium	ug/L	0.39J	40	40	39.6	39.5	98	98	75-125	0	20	
Thallium	ug/L	ND	40	40	43.0	41.6	107	104	75-125	3	20	

Results presented on this page are in the units indicated by the "Units" column except where an alternate unit is presented to the right of the result.

REPORT OF LABORATORY ANALYSIS

This report shall not be reproduced, except in full,
without the written consent of Pace Analytical Services, LLC.

Pace Analytical Services, LLC
7726 Moller Road
Indianapolis, IN 46268
(317)228-3100

QUALITY CONTROL DATA

Project: Harding St Profile 1 Report 1
Pace Project No.: 50317428

QC Batch: 676431
QC Batch Method: SM 2320B
Analysis Method: SM 2320B
Analysis Description: 2320B Alkalinity
Laboratory: Pace Analytical Services - Indianapolis
Associated Lab Samples: 50315836007

METHOD BLANK: 3114685 Matrix: Water
Associated Lab Samples: 50315836007

Parameter	Units	Blank Result	Reporting Limit	Analyzed	Qualifiers
Alkalinity, Total as CaCO3	mg/L	ND	2.0	05/16/22 18:42	
Alkalinity,Bicarbonate (CaCO3)	mg/L	ND	2.0	05/16/22 18:42	
Alkalinity,Carbonate (CaCO3)	mg/L	ND	2.0	05/16/22 18:42	

LABORATORY CONTROL SAMPLE: 3114686

Parameter	Units	Spike Conc.	LCS Result	LCS % Rec	% Rec Limits	Qualifiers
Alkalinity, Total as CaCO3	mg/L	50	49.2	98	90-110	

SAMPLE DUPLICATE: 3114688

Parameter	Units	50315792009 Result	Dup Result	RPD	Max RPD	Qualifiers
Alkalinity, Total as CaCO3	mg/L	628	528	17	20	
Alkalinity,Bicarbonate (CaCO3)	mg/L	628	528	17	20	
Alkalinity,Carbonate (CaCO3)	mg/L	ND	ND		20	

Results presented on this page are in the units indicated by the "Units" column except where an alternate unit is presented to the right of the result.

REPORT OF LABORATORY ANALYSIS

This report shall not be reproduced, except in full,
without the written consent of Pace Analytical Services, LLC.

Pace Analytical Services, LLC
7726 Moller Road
Indianapolis, IN 46268
(317)228-3100

QUALITY CONTROL DATA

Project: Harding St Profile 1 Report 1
Pace Project No.: 50317428

QC Batch: 676456
QC Batch Method: SM 2320B
Analysis Method: SM 2320B
Analysis Description: 2320B Alkalinity
Laboratory: Pace Analytical Services - Indianapolis
Associated Lab Samples: 50315836008

METHOD BLANK: 3114738 Matrix: Water
Associated Lab Samples: 50315836008

Parameter	Units	Blank Result	Reporting Limit	Analyzed	Qualifiers
Alkalinity, Total as CaCO3	mg/L	ND	2.0	05/16/22 17:27	
Alkalinity,Bicarbonate (CaCO3)	mg/L	ND	2.0	05/16/22 17:27	
Alkalinity,Carbonate (CaCO3)	mg/L	ND	2.0	05/16/22 17:27	

LABORATORY CONTROL SAMPLE: 3114739

Parameter	Units	Spike Conc.	LCS Result	LCS % Rec	% Rec Limits	Qualifiers
Alkalinity, Total as CaCO3	mg/L	50	49.8	100	90-110	

SAMPLE DUPLICATE: 3114740

Parameter	Units	50315836008 Result	Dup Result	RPD	Max RPD	Qualifiers
Alkalinity, Total as CaCO3	mg/L	301	310	3	20	
Alkalinity,Bicarbonate (CaCO3)	mg/L	301	310	3	20	
Alkalinity,Carbonate (CaCO3)	mg/L	ND	ND		20	

SAMPLE DUPLICATE: 3114741

Parameter	Units	50315769003 Result	Dup Result	RPD	Max RPD	Qualifiers
Alkalinity, Total as CaCO3	mg/L	289	297	2	20	
Alkalinity,Bicarbonate (CaCO3)	mg/L	289	297	2	20	
Alkalinity,Carbonate (CaCO3)	mg/L	ND	ND		20	

Results presented on this page are in the units indicated by the "Units" column except where an alternate unit is presented to the right of the result.

REPORT OF LABORATORY ANALYSIS

This report shall not be reproduced, except in full,
without the written consent of Pace Analytical Services, LLC.

Pace Analytical Services, LLC
7726 Moller Road
Indianapolis, IN 46268
(317)228-3100

QUALITY CONTROL DATA

Project: Harding St Profile 1 Report 1
Pace Project No.: 50317428

QC Batch: 675790
QC Batch Method: SM 2540C
Analysis Method: SM 2540C
Analysis Description: 2540C Total Dissolved Solids
Laboratory: Pace Analytical Services - Indianapolis
Associated Lab Samples: 50315836007, 50315836008

METHOD BLANK: 3111641 Matrix: Water
Associated Lab Samples: 50315836007, 50315836008

Parameter	Units	Blank Result	Reporting Limit	Analyzed	Qualifiers
Total Dissolved Solids	mg/L	ND	10.0	05/12/22 15:57	

LABORATORY CONTROL SAMPLE: 3111642

Parameter	Units	Spike Conc.	LCS Result	LCS % Rec	% Rec Limits	Qualifiers
Total Dissolved Solids	mg/L	300	295	98	80-120	

SAMPLE DUPLICATE: 3111643

Parameter	Units	50315836008 Result	Dup Result	RPD	Max RPD	Qualifiers
Total Dissolved Solids	mg/L	399	410	3	10	

SAMPLE DUPLICATE: 3111644

Parameter	Units	50315848011 Result	Dup Result	RPD	Max RPD	Qualifiers
Total Dissolved Solids	mg/L	2590	2590	0	10	

Results presented on this page are in the units indicated by the "Units" column except where an alternate unit is presented to the right of the result.

REPORT OF LABORATORY ANALYSIS

This report shall not be reproduced, except in full,
without the written consent of Pace Analytical Services, LLC.

Pace Analytical Services, LLC
7726 Moller Road
Indianapolis, IN 46268
(317)228-3100

QUALITY CONTROL DATA

Project: Harding St Profile 1 Report 1
Pace Project No.: 50317428

QC Batch: 676299
QC Batch Method: SM 4500-H+B
Analysis Method: SM 4500-H+B
Analysis Description: 4500H+B pH
Laboratory: Pace Analytical Services - Indianapolis
Associated Lab Samples: 50315836007, 50315836008

SAMPLE DUPLICATE: 3114316

Parameter	Units	50315836001 Result	Dup Result	RPD	Max RPD	Qualifiers
pH at 25 Degrees C	Std. Units	7.7	7.6	1	2	H3

SAMPLE DUPLICATE: 3114317

Parameter	Units	50315836008 Result	Dup Result	RPD	Max RPD	Qualifiers
pH at 25 Degrees C	Std. Units	7.5	7.5	1	2	H3

Results presented on this page are in the units indicated by the "Units" column except where an alternate unit is presented to the right of the result.

REPORT OF LABORATORY ANALYSIS

This report shall not be reproduced, except in full,
without the written consent of Pace Analytical Services, LLC.

Pace Analytical Services, LLC
7726 Moller Road
Indianapolis, IN 46268
(317)228-3100

QUALITY CONTROL DATA

Project: Harding St Profile 1 Report 1
Pace Project No.: 50317428

QC Batch: 674957
QC Batch Method: SM 4500-S2-D
Analysis Method: SM 4500-S2-D
Analysis Description: 4500S2D Sulfide Water
Laboratory: Pace Analytical Services - Indianapolis
Associated Lab Samples: 50315836007, 50315836008

METHOD BLANK: 3108158 Matrix: Water
Associated Lab Samples: 50315836007, 50315836008

Parameter	Units	Blank Result	Reporting Limit	Analyzed	Qualifiers
Sulfide	mg/L	ND	0.10	05/07/22 09:45	

LABORATORY CONTROL SAMPLE: 3108159

Parameter	Units	Spike Conc.	LCS Result	LCS % Rec	% Rec Limits	Qualifiers
Sulfide	mg/L	0.5	0.53	106	90-110	

MATRIX SPIKE & MATRIX SPIKE DUPLICATE: 3108160 3108161

Parameter	Units	50315836008 Result	MS Spike Conc.	MSD Spike Conc.	MS Result	MSD Result	MS % Rec	MSD % Rec	% Rec Limits	RPD	Max RPD	Qual
Sulfide	mg/L	ND	0.5	0.5	0.54	0.53	109	107	90-110	2	20	

MATRIX SPIKE & MATRIX SPIKE DUPLICATE: 3108162 3108163

Parameter	Units	50315883004 Result	MS Spike Conc.	MSD Spike Conc.	MS Result	MSD Result	MS % Rec	MSD % Rec	% Rec Limits	RPD	Max RPD	Qual
Sulfide	mg/L	ND	0.5	0.5	0.54	0.52	109	103	90-110	5	20	

Results presented on this page are in the units indicated by the "Units" column except where an alternate unit is presented to the right of the result.

REPORT OF LABORATORY ANALYSIS

This report shall not be reproduced, except in full,
without the written consent of Pace Analytical Services, LLC.

Pace Analytical Services, LLC
7726 Moller Road
Indianapolis, IN 46268
(317)228-3100

QUALITY CONTROL DATA

Project: Harding St Profile 1 Report 1
Pace Project No.: 50317428

QC Batch: 675312
QC Batch Method: HACH 8146
Analysis Method: HACH 8146
Analysis Description: Iron, Ferrous
Laboratory: Pace Analytical Services - Indianapolis
Associated Lab Samples: 50315836007, 50315836008

METHOD BLANK: 3109491 Matrix: Water
Associated Lab Samples: 50315836007, 50315836008

Parameter	Units	Blank Result	Reporting Limit	Analyzed	Qualifiers
Iron, Ferrous	mg/L	ND	0.20	05/10/22 15:13	H3,N2

LABORATORY CONTROL SAMPLE: 3109492

Parameter	Units	Spike Conc.	LCS Result	LCS % Rec	% Rec Limits	Qualifiers
Iron, Ferrous	mg/L	1	1.0	100	90-110	H3,N2

MATRIX SPIKE & MATRIX SPIKE DUPLICATE: 3109493 3109494

Parameter	Units	50315733002 Result	MS Spike Conc.	MSD Spike Conc.	MS Result	MSD Result	MS % Rec	MSD % Rec	% Rec Limits	RPD	Max RPD	Qual
Iron, Ferrous	mg/L	ND	1	1	1.1	1.1	101	103	90-110	1	20	H3,N2

MATRIX SPIKE & MATRIX SPIKE DUPLICATE: 3109495 3109496

Parameter	Units	50315836008 Result	MS Spike Conc.	MSD Spike Conc.	MS Result	MSD Result	MS % Rec	MSD % Rec	% Rec Limits	RPD	Max RPD	Qual
Iron, Ferrous	mg/L	ND	1	1	1.0	1.0	103	104	90-110	1	20	H3,N2

Results presented on this page are in the units indicated by the "Units" column except where an alternate unit is presented to the right of the result.

REPORT OF LABORATORY ANALYSIS

This report shall not be reproduced, except in full,
without the written consent of Pace Analytical Services, LLC.

Pace Analytical Services, LLC
7726 Moller Road
Indianapolis, IN 46268
(317)228-3100

QUALITY CONTROL DATA

Project: Harding St Profile 1 Report 1
Pace Project No.: 50317428

QC Batch: 674902
QC Batch Method: EPA 353.2
Analysis Method: EPA 353.2
Analysis Description: 353.2 Nitrate + Nitrite, Unpres.
Laboratory: Pace Analytical Services - Indianapolis
Associated Lab Samples: 50315836007, 50315836008

METHOD BLANK: 3107776 Matrix: Water
Associated Lab Samples: 50315836007, 50315836008

Parameter	Units	Blank Result	Reporting Limit	Analyzed	Qualifiers
Nitrogen, Nitrate	mg/L	ND	0.10	05/06/22 17:00	
Nitrogen, Nitrite	mg/L	ND	0.10	05/06/22 17:00	

LABORATORY CONTROL SAMPLE: 3107777

Parameter	Units	Spike Conc.	LCS Result	LCS % Rec	% Rec Limits	Qualifiers
Nitrogen, Nitrate	mg/L	1	1.0	103	90-110	
Nitrogen, Nitrite	mg/L	1	0.96	96	90-110	

MATRIX SPIKE & MATRIX SPIKE DUPLICATE: 3107778 3107779

Parameter	Units	50315836008 Result	MS Spike Conc.	MSD Spike Conc.	MS Result	MSD Result	MS % Rec	MSD % Rec	% Rec Limits	RPD	Max RPD	Qual
Nitrogen, Nitrate	mg/L	2.7	1	1	3.7	3.7	99	97	90-110	1	20	
Nitrogen, Nitrite	mg/L	ND	1	1	0.98	0.99	96	97	90-110	0	20	

MATRIX SPIKE SAMPLE: 3107782

Parameter	Units	50315836007 Result	Spike Conc.	MS Result	MS % Rec	% Rec Limits	Qualifiers
Nitrogen, Nitrate	mg/L	3.8	1	4.6	85	90-110	
Nitrogen, Nitrite	mg/L	ND	1	0.97	97	90-110	

Results presented on this page are in the units indicated by the "Units" column except where an alternate unit is presented to the right of the result.

REPORT OF LABORATORY ANALYSIS

This report shall not be reproduced, except in full,
without the written consent of Pace Analytical Services, LLC.

Pace Analytical Services, LLC
7726 Moller Road
Indianapolis, IN 46268
(317)228-3100

QUALITY CONTROL DATA

Project: Harding St Profile 1 Report 1
Pace Project No.: 50317428

QC Batch: 675566
QC Batch Method: EPA 365.1
Analysis Method: EPA 365.1
Analysis Description: 365.1 Total Phosphorus
Laboratory: Pace Analytical Services - Indianapolis
Associated Lab Samples: 50315836007, 50315836008

METHOD BLANK: 3110550 Matrix: Water
Associated Lab Samples: 50315836007, 50315836008

Parameter	Units	Blank Result	Reporting Limit	Analyzed	Qualifiers
Phosphate as P04	mg/L	ND	0.15	05/14/22 08:33	

LABORATORY CONTROL SAMPLE: 3110551

Parameter	Units	Spike Conc.	LCS Result	LCS % Rec	% Rec Limits	Qualifiers
Phosphate as P04	mg/L		1.5			

MATRIX SPIKE & MATRIX SPIKE DUPLICATE: 3110552 3110553

Parameter	Units	50315836008 Result	MS Spike Conc.	MSD Spike Conc.	MS Result	MSD Result	MS % Rec	MSD % Rec	% Rec Limits	RPD	Max RPD	Qual
Phosphate as P04	mg/L	ND			1.4	1.4				4		

MATRIX SPIKE & MATRIX SPIKE DUPLICATE: 3110554 3110555

Parameter	Units	50315883004 Result	MS Spike Conc.	MSD Spike Conc.	MS Result	MSD Result	MS % Rec	MSD % Rec	% Rec Limits	RPD	Max RPD	Qual
Phosphate as P04	mg/L	1.5			3.1	2.9				7		

Results presented on this page are in the units indicated by the "Units" column except where an alternate unit is presented to the right of the result.

REPORT OF LABORATORY ANALYSIS

This report shall not be reproduced, except in full,
without the written consent of Pace Analytical Services, LLC.

Pace Analytical Services, LLC
7726 Moller Road
Indianapolis, IN 46268
(317)228-3100

QUALITY CONTROL DATA

Project: Harding St Profile 1 Report 1
Pace Project No.: 50317428

QC Batch: 676189
QC Batch Method: SM 5310C
Analysis Method: SM 5310C
Analysis Description: 5310C Total Organic Carbon
Laboratory: Pace Analytical Services - Indianapolis
Associated Lab Samples: 50315836007

METHOD BLANK: 3113658 Matrix: Water
Associated Lab Samples: 50315836007

Parameter	Units	Blank Result	Reporting Limit	Analyzed	Qualifiers
Total Organic Carbon	mg/L	ND	1.0	05/13/22 23:42	

LABORATORY CONTROL SAMPLE: 3113659

Parameter	Units	Spike Conc.	LCS Result	LCS % Rec	% Rec Limits	Qualifiers
Total Organic Carbon	mg/L	10	9.9	99	90-110	

MATRIX SPIKE & MATRIX SPIKE DUPLICATE: 3113660 3113661

Parameter	Units	50315748001 Result	MS Spike Conc.	MSD Spike Conc.	MS Result	MSD Result	MS % Rec	MSD % Rec	% Rec Limits	RPD	Max RPD	Qual
Total Organic Carbon	mg/L	0.86	10	10	10.8	10.8	100	100	80-120	0	20	

MATRIX SPIKE SAMPLE: 3113662

Parameter	Units	50315838001 Result	Spike Conc.	MS Result	MS % Rec	% Rec Limits	Qualifiers
Total Organic Carbon	mg/L	ND	10	11.1	104	80-120	

Results presented on this page are in the units indicated by the "Units" column except where an alternate unit is presented to the right of the result.

REPORT OF LABORATORY ANALYSIS

This report shall not be reproduced, except in full,
without the written consent of Pace Analytical Services, LLC.

Pace Analytical Services, LLC
7726 Moller Road
Indianapolis, IN 46268
(317)228-3100

QUALITY CONTROL DATA

Project: Harding St Profile 1 Report 1
Pace Project No.: 50317428

QC Batch: 676192
QC Batch Method: SM 5310C
Analysis Method: SM 5310C
Analysis Description: 5310C Total Organic Carbon
Laboratory: Pace Analytical Services - Indianapolis
Associated Lab Samples: 50315836008

METHOD BLANK: 3113670 Matrix: Water
Associated Lab Samples: 50315836008

Parameter	Units	Blank Result	Reporting Limit	Analyzed	Qualifiers
Total Organic Carbon	mg/L	ND	1.0	05/14/22 15:48	

LABORATORY CONTROL SAMPLE: 3113671

Parameter	Units	Spike Conc.	LCS Result	LCS % Rec	% Rec Limits	Qualifiers
Total Organic Carbon	mg/L	10	10.0	100	90-110	

MATRIX SPIKE & MATRIX SPIKE DUPLICATE: 3113672 3113673

Parameter	Units	50315836008 Result	MS Spike Conc.	MSD Spike Conc.	MS Result	MSD Result	MS % Rec	MSD % Rec	% Rec Limits	RPD	Max RPD	Qual
Total Organic Carbon	mg/L	ND	10	10	10.1	9.7	97	93	80-120	3	20	

MATRIX SPIKE & MATRIX SPIKE DUPLICATE: 3113674 3113675

Parameter	Units	50315883004 Result	MS Spike Conc.	MSD Spike Conc.	MS Result	MSD Result	MS % Rec	MSD % Rec	% Rec Limits	RPD	Max RPD	Qual
Total Organic Carbon	mg/L	11.2	20	20	30.3	28.8	95	88	80-120	5	20	

Results presented on this page are in the units indicated by the "Units" column except where an alternate unit is presented to the right of the result.

REPORT OF LABORATORY ANALYSIS

This report shall not be reproduced, except in full,
without the written consent of Pace Analytical Services, LLC.

Pace Analytical Services, LLC
7726 Moller Road
Indianapolis, IN 46268
(317)228-3100

QUALITY CONTROL DATA

Project: Harding St Profile 1 Report 1
Pace Project No.: 50317428

QC Batch: 676499
QC Batch Method: SM 5310C
Analysis Method: SM 5310C
Analysis Description: 5310C Dissolved Organic Carbon
Laboratory: Pace Analytical Services - Indianapolis
Associated Lab Samples: 50315836007, 50315836008

METHOD BLANK: 3114861 Matrix: Water
Associated Lab Samples: 50315836007, 50315836008

Parameter	Units	Blank Result	Reporting Limit	Analyzed	Qualifiers
Dissolved Organic Carbon	mg/L	ND	1.0	05/17/22 14:37	

LABORATORY CONTROL SAMPLE: 3114862

Parameter	Units	Spike Conc.	LCS Result	LCS % Rec	% Rec Limits	Qualifiers
Dissolved Organic Carbon	mg/L	10	9.8	98	90-110	

MATRIX SPIKE & MATRIX SPIKE DUPLICATE: 3114863 3114864

Parameter	Units	50315836008 Result	MS Spike Conc.	MSD Spike Conc.	MS Result	MSD Result	MS % Rec	MSD % Rec	% Rec Limits	RPD	Max RPD	Qual
Dissolved Organic Carbon	mg/L	ND	10	10	10.6	10.8	103	105	80-120	2	20	

MATRIX SPIKE & MATRIX SPIKE DUPLICATE: 3114865 3114866

Parameter	Units	50315883004 Result	MS Spike Conc.	MSD Spike Conc.	MS Result	MSD Result	MS % Rec	MSD % Rec	% Rec Limits	RPD	Max RPD	Qual
Dissolved Organic Carbon	mg/L	11.8	100	100	111	106	99	94	80-120	4	20	

Results presented on this page are in the units indicated by the "Units" column except where an alternate unit is presented to the right of the result.

REPORT OF LABORATORY ANALYSIS

This report shall not be reproduced, except in full,
without the written consent of Pace Analytical Services, LLC.

Pace Analytical Services, LLC
7726 Moller Road
Indianapolis, IN 46268
(317)228-3100

ANALYTICAL RESULTS - RADIOCHEMISTRY

Project: Harding St Profile 1 Report 1
Pace Project No.: 50317428

Sample: MW-15S **Lab ID: 50315836007** Collected: 05/05/22 10:14 Received: 05/06/22 13:20 Matrix: Water
PWS: Site ID: Sample Type:

Parameters	Method	Act ± Unc (MDC) Carr Trac	Units	Analyzed	CAS No.	Qual
	Pace Analytical Services - Greensburg					
Radium-226	EPA 903.1	**0.200 ± 0.278 (0.464) C:NA T:95%**	pCi/L	06/15/22 13:00	13982-63-3	
	Pace Analytical Services - Greensburg					
Radium-228	EPA 904.0	**0.395 ± 0.371 (0.754) C:73% T:85%**	pCi/L	06/08/22 16:08	15262-20-1	
	Pace Analytical Services - Greensburg					
Total Radium	Total Radium Calculation	**0.595 ± 0.649 (1.22)**	pCi/L	06/16/22 18:09	7440-14-4	

This report shall not be reproduced, except in full,
without the written consent of Pace Analytical Services, LLC.

Pace Analytical Services, LLC
7726 Moller Road
Indianapolis, IN 46268
(317)228-3100

ANALYTICAL RESULTS - RADIOCHEMISTRY

Project: Harding St Profile 1 Report 1
Pace Project No.: 50317428

Sample: MW-15I **Lab ID: 50315836008** Collected: 05/05/22 11:32 Received: 05/06/22 13:20 Matrix: Water
PWS: Site ID: Sample Type:

Parameters	Method	Act ± Unc (MDC) Carr Trac	Units	Analyzed	CAS No.	Qual
	Pace Analytical Services - Greensburg					
Radium-226	EPA 903.1	**0.160 ± 0.368 (0.666) C:NA T:88%**	pCi/L	06/15/22 12:00	13982-63-3	
	Pace Analytical Services - Greensburg					
Radium-228	EPA 904.0	**0.155 ± 0.338 (0.748) C:78% T:87%**	pCi/L	06/08/22 16:09	15262-20-1	
	Pace Analytical Services - Greensburg					
Total Radium	Total Radium Calculation	**0.315 ± 0.706 (1.41)**	pCi/L	06/16/22 18:09	7440-14-4	

REPORT OF LABORATORY ANALYSIS

This report shall not be reproduced, except in full,
without the written consent of Pace Analytical Services, LLC.

Pace Analytical Services, LLC
7726 Moller Road
Indianapolis, IN 46268
(317)228-3100

ANALYTICAL RESULTS - RADIOCHEMISTRY

Project: Harding St Profile 1 Report 1
Pace Project No.: 50317428

Sample: MW-15I MS **Lab ID: 50315836009** Collected: 05/05/22 11:32 Received: 05/06/22 13:20 Matrix: Water
PWS: Site ID: Sample Type:

Parameters	Method	Act ± Unc (MDC) Carr Trac	Units	Analyzed	CAS No.	Qual
	Pace Analytical Services - Greensburg					
Radium-226	EPA 903.1	**86.57 %REC ± NA (NA) C:NA T:NA%**	pCi/L	06/15/22 13:00	13982-63-3	
	Pace Analytical Services - Greensburg					
Radium-228	EPA 904.0	**102.28 %REC ± NA (NA) C:NA T:NA**	pCi/L	06/08/22 16:09	15262-20-1	

REPORT OF LABORATORY ANALYSIS

This report shall not be reproduced, except in full,
without the written consent of Pace Analytical Services, LLC.

Pace Analytical Services, LLC
7726 Moller Road
Indianapolis, IN 46268
(317)228-3100

ANALYTICAL RESULTS - RADIOCHEMISTRY

Project: Harding St Profile 1 Report 1
Pace Project No.: 50317428

Sample: MW-15I MSD **Lab ID: 50315836010** Collected: 05/05/22 11:32 Received: 05/06/22 13:20 Matrix: Water
PWS: Site ID: Sample Type:

Parameters	Method	Act ± Unc (MDC) Carr Trac	Units	Analyzed	CAS No.	Qual
	Pace Analytical Services - Greensburg					
Radium-226	EPA 903.1	**114.92 %REC 28.14 RPD ± NA (NA) C:NA T:NA%**	pCi/L	06/15/22 13:00	13982-63-3	
	Pace Analytical Services - Greensburg					
Radium-228	EPA 904.0	**95.30 %REC 7.07 RPD ± NA (NA) C:NA T:NA**	pCi/L	06/08/22 16:09	15262-20-1	

REPORT OF LABORATORY ANALYSIS

This report shall not be reproduced, except in full,
without the written consent of Pace Analytical Services, LLC.

Pace Analytical Services, LLC
7726 Moller Road
Indianapolis, IN 46268
(317)228-3100

QUALITY CONTROL - RADIOCHEMISTRY

Project: Harding St Profile 1 Report 1
Pace Project No.: 50317428

QC Batch: 505241
QC Batch Method: EPA 904.0
Analysis Method: EPA 904.0
Analysis Description: 904.0 Radium 228
Laboratory: Pace Analytical Services - Greensburg
Associated Lab Samples: 50315836007, 50315836008, 50315836009, 50315836010

METHOD BLANK: 2447182 Matrix: Water
Associated Lab Samples: 50315836007, 50315836008, 50315836009, 50315836010

Parameter	Act ± Unc (MDC) Carr Trac	Units	Analyzed	Qualifiers
Radium-228	0.235 ± 0.296 (0.628) C:85% T:87%	pCi/L	06/08/22 16:06	

Results presented on this page are in the units indicated by the "Units" column except where an alternate unit is presented to the right of the result.

REPORT OF LABORATORY ANALYSIS

This report shall not be reproduced, except in full,
without the written consent of Pace Analytical Services, LLC.

Pace Analytical Services, LLC
7726 Moller Road
Indianapolis, IN 46268
(317)228-3100

QUALITY CONTROL - RADIOCHEMISTRY

Project: Harding St Profile 1 Report 1
Pace Project No.: 50317428

QC Batch: 505239
QC Batch Method: EPA 903.1
Analysis Method: EPA 903.1
Analysis Description: 903.1 Radium-226
Laboratory: Pace Analytical Services - Greensburg
Associated Lab Samples: 50315836007, 50315836008, 50315836009, 50315836010

METHOD BLANK: 2447174 Matrix: Water
Associated Lab Samples: 50315836007, 50315836008, 50315836009, 50315836010

Parameter	Act ± Unc (MDC) Carr Trac	Units	Analyzed	Qualifiers
Radium-226	-0.190 ± 0.249 (0.604) C:NA T:96%	pCi/L	06/15/22 12:00	

Results presented on this page are in the units indicated by the "Units" column except where an alternate unit is presented to the right of the result.

REPORT OF LABORATORY ANALYSIS

This report shall not be reproduced, except in full,
without the written consent of Pace Analytical Services, LLC.

Pace Analytical Services, LLC
7726 Moller Road
Indianapolis, IN 46268
(317)228-3100

QUALIFIERS

Project: Harding St Profile 1 Report 1
Pace Project No.: 50317428

DEFINITIONS

DF - Dilution Factor, if reported, represents the factor applied to the reported data due to dilution of the sample aliquot.

ND - Not Detected at or above adjusted reporting limit.

TNTC - Too Numerous To Count

J - Estimated concentration above the adjusted method detection limit and below the adjusted reporting limit.

MDL - Adjusted Method Detection Limit.

PQL - Practical Quantitation Limit.

RL - Reporting Limit - The lowest concentration value that meets project requirements for quantitative data with known precision and bias for a specific analyte in a specific matrix.

S - Surrogate

1,2-Diphenylhydrazine decomposes to and cannot be separated from Azobenzene using Method 8270. The result for each analyte is a combined concentration.

Consistent with EPA guidelines, unrounded data are displayed and have been used to calculate % recovery and RPD values.

LCS(D) - Laboratory Control Sample (Duplicate)

MS(D) - Matrix Spike (Duplicate)

DUP - Sample Duplicate

RPD - Relative Percent Difference

NC - Not Calculable.

SG - Silica Gel - Clean-Up

U - Indicates the compound was analyzed for, but not detected.

N-Nitrosodiphenylamine decomposes and cannot be separated from Diphenylamine using Method 8270. The result reported for each analyte is a combined concentration.

Reported results are not rounded until the final step prior to reporting. Therefore, calculated parameters that are typically reported as "Total" may vary slightly from the sum of the reported component parameters.

Act - Activity

Unc - Uncertainty: SDWA = 1.96 sigma count uncertainty, all other matrices = Expanded Uncertainty (95% confidence interval). Gamma Spec = Expanded Uncertainty (95.4% Confidence Interval)

(MDC) - Minimum Detectable Concentration

Trac - Tracer Recovery (%)

Carr - Carrier Recovery (%)

Pace Analytical is TNI accredited. Contact your Pace PM for the current list of accredited analytes.

TNI - The NELAC Institute.

ANALYTE QUALIFIERS

H3	Sample was received or analysis requested beyond the recognized method holding time.
M0	Matrix spike recovery and/or matrix spike duplicate recovery was outside laboratory control limits.
N2	The lab does not hold NELAC/TNI accreditation for this parameter but other accreditations/certifications may apply. A complete list of accreditations/certifications is available upon request.

This report shall not be reproduced, except in full,
without the written consent of Pace Analytical Services, LLC.

Pace Analytical Services, LLC
7726 Moller Road
Indianapolis, IN 46268
(317)228-3100

QUALITY CONTROL DATA CROSS REFERENCE TABLE

Project: Harding St Profile 1 Report 1
Pace Project No.: 50317428

Lab ID	Sample ID	QC Batch Method	QC Batch	Analytical Method	Analytical Batch
50315836007	**MW-15S**	EPA 9056	676962		
50315836008	**MW-15I**	EPA 9056	676962		
50315836007	**MW-15S**	EPA 3010	675195	EPA 6010	677074
50315836008	**MW-15I**	EPA 3010	675195	EPA 6010	677074
50315836007	**MW-15S**	EPA 3010	675145	EPA 6010	676545
50315836008	**MW-15I**	EPA 3010	675145	EPA 6010	676545
50315836007	**MW-15S**	EPA 200.2	675800	EPA 6020	676024
50315836008	**MW-15I**	EPA 200.2	675800	EPA 6020	676024
50315836007	**MW-15S**	EPA 7470	675562	EPA 7470	675669
50315836008	**MW-15I**	EPA 7470	675562	EPA 7470	675669
50315836007	**MW-15S**	EPA 903.1	505239		
50315836008	**MW-15I**	EPA 903.1	505239		
50315836009	**MW-15I MS**	EPA 903.1	505239		
50315836010	**MW-15I MSD**	EPA 903.1	505239		
50315836007	**MW-15S**	EPA 904.0	505241		
50315836008	**MW-15I**	EPA 904.0	505241		
50315836009	**MW-15I MS**	EPA 904.0	505241		
50315836010	**MW-15I MSD**	EPA 904.0	505241		
50315836007	**MW-15S**	Total Radium Calculation	512513		
50315836008	**MW-15I**	Total Radium Calculation	512513		
50315836007	**MW-15S**	SM 2320B	676431		
50315836008	**MW-15I**	SM 2320B	676456		
50315836007	**MW-15S**	SM 2540C	675790		
50315836008	**MW-15I**	SM 2540C	675790		
50315836007	**MW-15S**	SM 4500-H+B	676299		
50315836008	**MW-15I**	SM 4500-H+B	676299		
50315836007	**MW-15S**	SM 4500-S2-D	674957		
50315836008	**MW-15I**	SM 4500-S2-D	674957		
50315836007	**MW-15S**	HACH 8146	675312		
50315836008	**MW-15I**	HACH 8146	675312		
50315836007	**MW-15S**	EPA 353.2	674902		
50315836008	**MW-15I**	EPA 353.2	674902		
50315836007	**MW-15S**	EPA 365.1	675566	EPA 365.1	676272
50315836008	**MW-15I**	EPA 365.1	675566	EPA 365.1	676272
50315836007	**MW-15S**	SM 5310C	676189		
50315836008	**MW-15I**	SM 5310C	676192		
50315836007	**MW-15S**	SM 5310C	676499		
50315836008	**MW-15I**	SM 5310C	676499		

This report shall not be reproduced, except in full,
without the written consent of Pace Analytical Services, LLC.

Pace Analytical
WWW.PACELABS.COM

CHAIN-OF-CUSTODY / Analytical Request Document

The Chain-of-Custody is a LEGAL DOCUMENT. All relevant fields must be completed accurately.

Page : 3 Of 3

Section A Required Client Information:		Section B Required Project Information:		Section C Invoice Information:	
Company:	Atlas Indianapolis	Report To:	Mark Breting	Attention:	Accounts Payable - Paula Sedam
Address:	7988 Centerpoint Drive Suite 100	Copy To:		Company Name:	Atlas Indianapolis
	Indianapolis, IN 46256			Address:	
Email:	mark.breting@oneatlas.com	Purchase Order #:		Pace Quote:	
Phone:	(317)579-4082 Fax:	Project Name:	Harding St Profile 1 Report 1	Pace Project Manager:	Hayden Putt
Requested Due Date:		Project #:		Pace Profile #:	10498/15

Regulatory Agency
State / Location
IN

SAMPLE ID
One Character per box.
(A-Z, 0-9 / , -)
Sample Ids must be unique

MATRIX	CODE
Drinking Water	DW
Water	WT
Waste Water	WW
Product	P
Soil/Solid	SL
Oil	OL
Wipe	WP
Air	AR
Other	OT
Tissue	TS

Requested Analysis Filtered (Y/N)

ITEM #	SAMPLE ID	MATRIX CODE (see valid codes to left)	SAMPLE TYPE (G=GRAB C=COMP)	COLLECTED START DATE	COLLECTED START TIME	COLLECTED END DATE	COLLECTED END TIME	SAMPLE TEMP AT COLLECTION	# OF CONTAINERS	Unpreserved	H2SO4	HNO3	HCl	NaOH + ZnAcetate	Na2S2O3	Methanol	Other	Analyses Test Y/N	TDS/ NO3,NO2-Wet	(Cl, F, SO4 by IC	Metals, Total*	Metals Diss. Field Filtered** (Y)	Rad-228	Rad-226	Alkalinity, Ferrous Iron, pH	TOC by 5310C	DOC by 5310C (Y)	Sulfide	Phosphate	Residual Chlorine (Y/N)	50317428
25	MW-15S	WT	G			5/5/22	1014		11	3	3	4		1					X	X	X	X	X	X	X	X	X	X	X		007
26	MW-15I	WT	G			5/5/22	1132		33 ~~11~~	9 ~~3~~	9 ~~3~~	12 ~~4~~		3 ~~1~~					X	X	X	X	X	X	X	X	X	X	X		MS/MSD 008/009 010
27	MW-15D	WT							11	3	3	4		1					X	X	X	X	X	X	X	X	X	X	X		
28	DUP 1	WT							11	3	3	4		1					X	X	X	X	X	X	X	X	X	X	X		
29	DUP 2	WT							11	3	3	4		1					X	X	X	X	X	X	X	X	X	X	X		
30	Field Blank 1	WT							9	3	2	3		1					X	X	X		X	X	X	X		X	X		
31																															
32																															
33																															
34																															
35																															
36																															

ADDITIONAL COMMENTS	RELINQUISHED BY / AFFILIATION	DATE	TIME	ACCEPTED BY / AFFILIATION	DATE	TIME	SAMPLE CONDITIONS
* Metals: 6010 (Al, Ba, B, Cd, Cr, Fe, Pb, Mn, Mo, Ca, Mg, Na, K, Li, SiO2)	Mark Breting / Atlas	5/6/22	0945	[signature] PAC	5/6/22	945	
6020 (Be, Co, As, Se, Sb, Tl) 7470 Hg	[signature] PAC	5/6/22	1320	[signature]	5/6/22	1320	SEE SCR
** Dissolved FF 6010 (Mo, Mn)							
Alkalinity = (Total , Bicarb & Carb)							

SAMPLER NAME AND SIGNATURE	
PRINT Name of SAMPLER: P. Greg Hopper, Somanta Lax	
SIGNATURE of SAMPLER: Mark Breting / for P. Greg Hopper, Somanta Lax	DATE Signed: 5/6/22

TEMP in C | Received on Ice (Y/N) | Custody Sealed Cooler (Y/N) | Samples Intact (Y/N)

F-IN-Q-290-rev.22, 22Apr2022

SAMPLE CONDITION UPON RECEIPT FORM

Date/Time and Initials of person examining contents: [illegible] 5/6/22 1405

1. **Courier:** ☐ FED EX ☐ UPS ☐ CLIENT ☑ PACE ☐ USPS ☐ OTHER _____

2. **Custody Seal on Cooler/Box Present:** ☐ Yes ☒ No

(If yes)Seals Intact: ☐ Yes ☐ No **(leave blank if no seals were present)**

3. **Thermometer:** 1 2 3 4 5 6 A B C D E F

4. **Cooler Temperature(s):** | | | | |

(Initial/Corrected) RECORD TEMPS OF ALL COOLERS RECEIVED (use Comments below to add more)

5. **Packing Material:** ☐ Bubble Wrap ☒ Bubble Bags ☐ None ☐ Other _____

6. **Ice Type:** ☒ Wet ☐ Blue ☐ None

7. **If temp. is over 6°C or under 0°C, was the PM notified?:** ☐ Yes ☐ No

Cooler temp should be above freezing to 6°C

All discrepancies will be written out in the comments section below.

	Yes	No
USDA Regulated Soils? (HI, ID, NY, WA, OR,CA, NM, TX, OK, AR, LA, TN, AL, MS, NC, SC, GA, FL, or Puerto Rico)		✓
Short Hold Time Analysis (48 hours or less)? **Analysis:** NO3	✓	
Time 5035A TC placed in Freezer or Short Holds To Lab	Time: 1500	
Rush TAT Requested (4 days or less):		✓
Custody Signatures Present?	✓	
Containers Intact?:	✓	
Sample Label (IDs/Dates/Times) Match COC?: Except TCs, which only require sample ID	✓	
Extra labels on Terracore Vials? (soils only)		

	Yes	No	N/A
All containers needing acid/base preservation have been pH CHECKED?: **Exceptions: VOA, coliform, LLHg, O&G, RAD CHEM, and any container with a septum cap or preserved with HCl.** **Circle:** ~~HNO3 (<2)~~ ~~H2SO4 (<2)~~ NaOH (>10) ~~NaOH/ZnAc (>9)~~ Any non-conformance to pH recommendations will be noted on the container count form	✓		
	Present	Absent	N/A
Residual Chlorine Check (SVOC 625 Pest/PCB 608)			✓
Residual Chlorine Check (Total/Amenable/Free Cyanide)			✓
Headspace Wisconsin Sulfide?			✓
	Present	Absent	No VOA Vials Sent
Headspace in VOA Vials (>6mm): See Containter Count form for details			
Trip Blank Present?		✓	
Trip Blank Custody Seals?:		✓	

COMMENTS: 1.8/1.6 0.6/0.4 0.8/0.6 0.7/0.5 1.6/1.4

Samples 007-010 moved to 50317428. hrp 5/26/22

COC PAGE ____ of ____

Sample Container Count

** Place a RED dot on containers that are out of conformance **

COC Line Item	WGFU	SBS / DI / MeOH (only) / BK / Kit R	DG9H VG9H	VOA VIAL HS (>6mm)	VG9U	DG9U	VG9T	AG0U	AG1H	AG1U	AG2U	AG3S	AG3SF	AG3C	BP1U	BP1N	BP2U	BP3U	BP3N	BP3F	BP3S	BP3B	BP3Z	CG3H	Syringe Kit			Matrix	HNO3/ H2SO4 pH <2	NaOH/ ZNAc pH >9	NaOH pH>10
1												1	1			2	1	2	1	1	1		1					SL	✓	✓	
2												3	3			6	3	6	3	3	3		3					SL	✓	✓	
3																															
4																															
5																															
6																															
7																															
8																															
9																															
10																															
11																															
12																															

Container Codes

Glass

DG9H	40mL HCl amber voa vial	BG1T	1L Na Thiosulfate clear glass	BP1B	1L NaOH plastic
DG9P	40mL TSP amber vial	BG1U	1L unpreserved glass	BP1N	1L HNO3 plastic
DG9S	40mL H2SO4 amber vial	BG3H	250mL HCl Clear Glass	BP1S	1L H2SO4 plastic
DG9T	40mL Na Thio amber vial	BG3U	250mL Unpres Clear Glass	BP1U	1L unpreserved plastic
DG9U	40mL unpreserved amber vial	AG0U	100mL unpres amber glass	BP1Z	1L NaOH, Zn, Ac
VG9H	40mL HCl clear vial	AG1H	1L HCl amber glass	BP2N	500mL HNO3 plastic
VG9T	40mL Na Thio. clear vial	AG1S	1L H2SO4 amber glass	BP2C	500mL NaOH plastic
VG9U	40mL unpreserved clear vial	AG1T	1L Na Thiosulfate amber glass	BP2S	500mL H2SO4 plastic
I	40mL w/hexane wipe vial	AG1U	1liter unpres amber glass	BP2U	500mL unpreserved plastic
WGKU	8oz unpreserved clear jar	AG2N	500mL HNO3 amber glass	BP2Z	500mL NaOH, Zn Ac
WGFU	4oz clear soil jar	AG2S	500mL H2SO4 amber glass	BP3B	250mL NaOH plastic
JGFU	4oz unpreserved amber wide	AG2U	500mL unpres amber glass	BP3N	250mL HNO3 plastic
CG3H	250mL clear glass HCl	AG3S	250mL H2SO4 amber glass	BP3F	250mL HNO3 plastic-field filtered
BG1H	1L HCl clear glass	AG3SF	250mL H2SO4 amb glass -field filtered	BP3U	250mL unpreserved plastic
BG1S	1L H2SO4 clear glass	AG3U	250mL unpres amber glass	BP3S	250mL H2SO4 plastic
GN	General	AG3C	250mL NaOH amber glass	BP3Z	250mL NaOH, ZnAc plastic

Plastic / Misc.

BP4U	125mL unpreserved plastic
BP4N	125mL HNO3 plastic
BP4S	125mL H2SO4 plastic

Syringe Kit	LL Cr+6 sampling kit

AF	Air Filter
C	Air Cassettes
R	Terracore kit
SP5T	120mL Coliform Na Thiosulfate
U	Summa Can
ZPLC	Ziploc Bag

WT		Water	
SL		Solid	
NAL	OL	Non-aqueous liquid	Oil
WP		Wipe	

SOIL ANALYTICAL DATA

Pace Analytical Services, LLC
7726 Moller Road
Indianapolis, IN 46268
(317)228-3100

November 17, 2022

Mr. Mark Breting
ATC Group Services
7988 Centerpoint Drive
Suite 100
Indianapolis, IN 46256

RE: Project: Harding St Ash Pond System
Pace Project No.: 50330483

Dear Mr. Breting:

Enclosed are the analytical results for sample(s) received by the laboratory on November 08, 2022. The results relate only to the samples included in this report. Results reported herein conform to the applicable TNI/NELAC Standards and the laboratory's Quality Manual, where applicable, unless otherwise noted in the body of the report.

The test results provided in this final report were generated by each of the following laboratories within the Pace Network:

- Pace Analytical Services - Green Bay
- Pace Analytical Services - Indianapolis

If you have any questions concerning this report, please feel free to contact me.

Sincerely,

Hayden Putt

Hayden Putt
hayden.putt@pacelabs.com
(317)228-3145
Project Manager

Enclosures

cc: Mr. Robert Miller, Haley & Aldrich

This report shall not be reproduced, except in full,
without the written consent of Pace Analytical Services, LLC.

Pace Analytical Services, LLC
7726 Moller Road
Indianapolis, IN 46268
(317)228-3100

CERTIFICATIONS

Project: Harding St Ash Pond System
Pace Project No.: 50330483

Pace Analytical Services Green Bay

1241 Bellevue Street, Green Bay, WI 54302
Florida/NELAP Certification #: E87948
Illinois Certification #: 200050
Kentucky UST Certification #: 82
Louisiana Certification #: 04168
Minnesota Certification #: 055-999-334
New York Certification #: 12064
North Dakota Certification #: R-150
South Carolina Certification #: 83006001
Texas Certification #: T104704529-21-8
Virginia VELAP Certification ID: 11873
Wisconsin Certification #: 405132750
Wisconsin DATCP Certification #: 105-444
USDA Soil Permit #: P330-21-00008
Federal Fish & Wildlife Permit #: 51774A

Pace Analytical Services Indianapolis

7726 Moller Road, Indianapolis, IN 46268
Illinois Accreditation #: 200074
Indiana Drinking Water Laboratory #: C-49-06
Kansas/TNI Certification #: E-10177
Kentucky UST Agency Interest #: 80226
Kentucky WW Laboratory ID #: 98019
Michigan Drinking Water Laboratory #9050
Ohio VAP Certified Laboratory #: CL0065
Oklahoma Laboratory #: 9204
Texas Certification #: T104704355
Wisconsin Laboratory #: 999788130
USDA Soil Permit #: P330-19-00257

This report shall not be reproduced, except in full,
without the written consent of Pace Analytical Services, LLC.

Pace Analytical Services, LLC
7726 Moller Road
Indianapolis, IN 46268
(317)228-3100

SAMPLE SUMMARY

Project: Harding St Ash Pond System
Pace Project No.: 50330483

Lab ID	Sample ID	Matrix	Date Collected	Date Received
50330483001	**MW-109S (31-33)**	Solid	11/08/22 08:45	11/08/22 14:35
50330483002	**MW-109I (54-56)**	Solid	11/08/22 09:05	11/08/22 14:35
50330483003	**MW-109D (82-84)**	Solid	11/08/22 08:47	11/08/22 14:35
50330483004	**MW-110S (52-54)**	Solid	11/08/22 08:50	11/08/22 14:35
50330483005	**MW-110I (68-70)**	Solid	11/08/22 08:52	11/08/22 14:35
50330483006	**MW-110D (96-98)**	Solid	11/08/22 08:55	11/08/22 14:35
50330483007	**MW-4I (60-62)**	Solid	11/08/22 08:58	11/08/22 14:35
50330483008	**MW-4D (78-80)**	Solid	11/08/22 09:00	11/08/22 14:35
50330483009	**DUP-1**	Solid	11/08/22 09:15	11/08/22 14:35

This report shall not be reproduced, except in full,
without the written consent of Pace Analytical Services, LLC.

Pace Analytical Services, LLC
7726 Moller Road
Indianapolis, IN 46268
(317)228-3100

SAMPLE ANALYTE COUNT

Project: Harding St Ash Pond System
Pace Project No.: 50330483

Lab ID	Sample ID	Method	Analysts	Analytes Reported	Laboratory
50330483001	**MW-109S (31-33)**	EPA 6010	DJS	5	PASI-I
		SM 2540G	BAL1	1	PASI-I
		EPA 9045	TRK	1	PASI-I
		EPA 9060	TJJ	6	PASI-G
50330483002	**MW-109I (54-56)**	EPA 6010	DJS	5	PASI-I
		SM 2540G	BAL1	1	PASI-I
		EPA 9045	TRK	1	PASI-I
		EPA 9060	TJJ	6	PASI-G
50330483003	**MW-109D (82-84)**	EPA 6010	DJS	5	PASI-I
		SM 2540G	BAL1	1	PASI-I
		EPA 9045	TRK	1	PASI-I
		EPA 9060	TJJ	6	PASI-G
50330483004	**MW-110S (52-54)**	EPA 6010	DJS	5	PASI-I
		SM 2540G	BAL1	1	PASI-I
		EPA 9045	TRK	1	PASI-I
		EPA 9060	TJJ	6	PASI-G
50330483005	**MW-110I (68-70)**	EPA 6010	DJS	5	PASI-I
		SM 2540G	BAL1	1	PASI-I
		EPA 9045	TRK	1	PASI-I
		EPA 9060	TJJ	6	PASI-G
50330483006	**MW-110D (96-98)**	EPA 6010	DJS	5	PASI-I
		SM 2540G	BAL1	1	PASI-I
		EPA 9045	TRK	1	PASI-I
		EPA 9060	TJJ	6	PASI-G
50330483007	**MW-4I (60-62)**	EPA 6010	DJS	5	PASI-I
		SM 2540G	BAL1	1	PASI-I
		EPA 9045	TRK	1	PASI-I
		EPA 9060	TJJ	6	PASI-G
50330483008	**MW-4D (78-80)**	EPA 6010	DJS	5	PASI-I
		SM 2540G	BAL1	1	PASI-I
		EPA 9045	TRK	1	PASI-I
		EPA 9060	TJJ	6	PASI-G
50330483009	**DUP-1**	EPA 6010	DJS	5	PASI-I
		SM 2540G	BAL1	1	PASI-I
		EPA 9045	TRK	1	PASI-I
		EPA 9060	TJJ	6	PASI-G

This report shall not be reproduced, except in full,
without the written consent of Pace Analytical Services, LLC.

Pace Analytical Services, LLC
7726 Moller Road
Indianapolis, IN 46268
(317)228-3100

SAMPLE ANALYTE COUNT

Project: Harding St Ash Pond System
Pace Project No.: 50330483

Lab ID	Sample ID	Method	Analysts	Analytes Reported	Laboratory

PASI-G = Pace Analytical Services - Green Bay
PASI-I = Pace Analytical Services - Indianapolis

This report shall not be reproduced, except in full,
without the written consent of Pace Analytical Services, LLC.

Pace Analytical Services, LLC
7726 Moller Road
Indianapolis, IN 46268
(317)228-3100

SUMMARY OF DETECTION

Project: Harding St Ash Pond System
Pace Project No.: 50330483

Lab Sample ID / Method	Client Sample ID / Parameters	Result	Units	Report Limit	Analyzed	Qualifiers
50330483001	**MW-109S (31-33)**					
EPA 6010	Arsenic	3.4	mg/kg	0.90	11/16/22 12:22	
EPA 6010	Iron	6090	mg/kg	45.1	11/16/22 12:22	
EPA 6010	Manganese	212	mg/kg	0.90	11/16/22 12:22	
EPA 6010	Molybdenum	1.0	mg/kg	0.90	11/16/22 12:22	
SM 2540G	Percent Moisture	2.8	%	0.10	11/14/22 18:41	N2
EPA 9045	pH at 25 Degrees C	7.9	Std. Units	0.10	11/09/22 14:28	H3
EPA 9060	Total Organic Carbon	19100	mg/kg	4500	11/16/22 06:10	
EPA 9060	Total Organic Carbon	15200	mg/kg	4560	11/16/22 06:15	
EPA 9060	Total Organic Carbon	14100	mg/kg	4560	11/16/22 06:21	
EPA 9060	Total Organic Carbon	11000	mg/kg	4540	11/16/22 06:26	
EPA 9060	Mean Total Organic Carbon	14800	mg/kg	4540	11/16/22 06:10	
EPA 9060	RSD%	22.8	%		11/16/22 06:10	
50330483002	**MW-109I (54-56)**					
EPA 6010	Arsenic	3.6	mg/kg	1.1	11/16/22 12:24	
EPA 6010	Iron	5320	mg/kg	54.6	11/16/22 12:24	
EPA 6010	Manganese	216	mg/kg	1.1	11/16/22 12:24	
EPA 6010	Molybdenum	1.5	mg/kg	1.1	11/16/22 12:24	
SM 2540G	Percent Moisture	12.1	%	0.10	11/14/22 18:41	N2
EPA 9045	pH at 25 Degrees C	7.7	Std. Units	0.10	11/09/22 14:37	H3
EPA 9060	Total Organic Carbon	9130	mg/kg	3030	11/16/22 06:32	
EPA 9060	Total Organic Carbon	9320	mg/kg	3010	11/16/22 06:37	
EPA 9060	Total Organic Carbon	6480	mg/kg	2990	11/16/22 06:43	
EPA 9060	Total Organic Carbon	11100	mg/kg	3050	11/16/22 06:49	
EPA 9060	Mean Total Organic Carbon	9000	mg/kg	3020	11/16/22 06:32	
EPA 9060	RSD%	21.0	%		11/16/22 06:32	
50330483003	**MW-109D (82-84)**					
EPA 6010	Arsenic	6.1	mg/kg	0.93	11/16/22 12:44	
EPA 6010	Iron	8420	mg/kg	46.4	11/16/22 12:44	
EPA 6010	Manganese	286	mg/kg	0.93	11/16/22 12:44	
EPA 6010	Molybdenum	2.5	mg/kg	0.93	11/16/22 12:44	
SM 2540G	Percent Moisture	4.7	%	0.10	11/14/22 18:42	N2
EPA 9045	pH at 25 Degrees C	8.0	Std. Units	0.10	11/09/22 14:29	H3
EPA 9060	Total Organic Carbon	33800	mg/kg	1990	11/16/22 07:46	
EPA 9060	Total Organic Carbon	41900	mg/kg	1990	11/16/22 07:54	
EPA 9060	Total Organic Carbon	28100	mg/kg	2010	11/16/22 08:00	
EPA 9060	Total Organic Carbon	31600	mg/kg	2020	11/16/22 08:07	
EPA 9060	Mean Total Organic Carbon	33900	mg/kg	2000	11/16/22 07:46	
EPA 9060	RSD%	17.3	%		11/16/22 07:46	
50330483004	**MW-110S (52-54)**					
EPA 6010	Arsenic	3.8	mg/kg	1.2	11/16/22 12:47	
EPA 6010	Iron	7780	mg/kg	58.8	11/16/22 12:47	
EPA 6010	Manganese	287	mg/kg	1.2	11/16/22 12:47	
EPA 6010	Molybdenum	1.7	mg/kg	1.2	11/16/22 12:47	
SM 2540G	Percent Moisture	15.3	%	0.10	11/14/22 18:42	N2
EPA 9045	pH at 25 Degrees C	8.0	Std. Units	0.10	11/09/22 14:30	H3
EPA 9060	Total Organic Carbon	14100	mg/kg	1420	11/16/22 08:15	

This report shall not be reproduced, except in full,
without the written consent of Pace Analytical Services, LLC.

Pace Analytical Services, LLC
7726 Moller Road
Indianapolis, IN 46268
(317)228-3100

SUMMARY OF DETECTION

Project: Harding St Ash Pond System
Pace Project No.: 50330483

Lab Sample ID / Method	Client Sample ID / Parameters	Result	Units	Report Limit	Analyzed	Qualifiers
50330483004	**MW-110S (52-54)**					
EPA 9060	Total Organic Carbon	15800	mg/kg	1450	11/16/22 08:22	
EPA 9060	Total Organic Carbon	13000	mg/kg	1440	11/16/22 08:30	
EPA 9060	Total Organic Carbon	11700	mg/kg	1430	11/16/22 08:39	
EPA 9060	Mean Total Organic Carbon	13600	mg/kg	1430	11/16/22 08:15	
EPA 9060	RSD%	12.7	%		11/16/22 08:15	
50330483005	**MW-110I (68-70)**					
EPA 6010	Arsenic	2.3	mg/kg	1.0	11/16/22 12:50	
EPA 6010	Iron	5500	mg/kg	50.3	11/16/22 12:50	
EPA 6010	Manganese	101	mg/kg	1.0	11/16/22 12:50	
SM 2540G	Percent Moisture	3.4	%	0.10	11/14/22 18:42	N2
EPA 9045	pH at 25 Degrees C	8.0	Std. Units	0.10	11/09/22 14:31	H3
EPA 9060	Total Organic Carbon	5520	mg/kg	622	11/16/22 11:10	
EPA 9060	Total Organic Carbon	5550	mg/kg	627	11/16/22 11:16	
EPA 9060	Total Organic Carbon	5330	mg/kg	624	11/16/22 11:23	
EPA 9060	Total Organic Carbon	4880	mg/kg	626	11/16/22 11:28	
EPA 9060	Mean Total Organic Carbon	5320	mg/kg	625	11/16/22 11:10	
EPA 9060	RSD%	5.8	%		11/16/22 11:10	
50330483006	**MW-110D (96-98)**					
EPA 6010	Arsenic	4.1	mg/kg	1.1	11/16/22 12:53	
EPA 6010	Iron	6310	mg/kg	54.7	11/16/22 12:53	
EPA 6010	Manganese	325	mg/kg	1.1	11/16/22 12:53	
EPA 6010	Molybdenum	1.6	mg/kg	1.1	11/16/22 12:53	
SM 2540G	Percent Moisture	10.3	%	0.10	11/14/22 18:42	N2
EPA 9045	pH at 25 Degrees C	7.9	Std. Units	0.10	11/09/22 14:32	H3
EPA 9060	Total Organic Carbon	7670	mg/kg	1530	11/16/22 09:22	
EPA 9060	Total Organic Carbon	8980	mg/kg	1520	11/16/22 09:27	
EPA 9060	Total Organic Carbon	7200	mg/kg	1530	11/16/22 09:34	
EPA 9060	Total Organic Carbon	9420	mg/kg	1550	11/16/22 09:39	
EPA 9060	Mean Total Organic Carbon	8320	mg/kg	1530	11/16/22 09:22	
EPA 9060	RSD%	12.7	%		11/16/22 09:22	
50330483007	**MW-4I (60-62)**					
EPA 6010	Arsenic	5.3	mg/kg	1.0	11/16/22 12:56	
EPA 6010	Iron	6980	mg/kg	51.0	11/16/22 12:56	
EPA 6010	Manganese	231	mg/kg	1.0	11/16/22 12:56	
EPA 6010	Molybdenum	2.4	mg/kg	1.0	11/16/22 12:56	
SM 2540G	Percent Moisture	9.0	%	0.10	11/14/22 18:42	N2
EPA 9045	pH at 25 Degrees C	7.6	Std. Units	0.10	11/09/22 14:35	H3
EPA 9060	Total Organic Carbon	21300	mg/kg	2000	11/16/22 09:56	
EPA 9060	Total Organic Carbon	36500	mg/kg	2010	11/16/22 10:03	
EPA 9060	Total Organic Carbon	25000	mg/kg	2040	11/16/22 10:09	
EPA 9060	Total Organic Carbon	21300	mg/kg	2000	11/16/22 10:15	
EPA 9060	Mean Total Organic Carbon	26000	mg/kg	2010	11/16/22 09:56	
EPA 9060	RSD%	27.8	%		11/16/22 09:56	
50330483008	**MW-4D (78-80)**					
EPA 6010	Arsenic	4.9	mg/kg	1.1	11/16/22 12:59	

This report shall not be reproduced, except in full,
without the written consent of Pace Analytical Services, LLC.

Pace Analytical Services, LLC
7726 Moller Road
Indianapolis, IN 46268
(317)228-3100

SUMMARY OF DETECTION

Project: Harding St Ash Pond System
Pace Project No.: 50330483

Lab Sample ID / Method	Client Sample ID / Parameters	Result	Units	Report Limit	Analyzed	Qualifiers
50330483008	**MW-4D (78-80)**					
EPA 6010	Iron	6610	mg/kg	55.0	11/16/22 12:59	
EPA 6010	Manganese	216	mg/kg	1.1	11/16/22 12:59	
EPA 6010	Molybdenum	3.3	mg/kg	1.1	11/16/22 12:59	
SM 2540G	Percent Moisture	12.5	%	0.10	11/14/22 18:42	N2
EPA 9045	pH at 25 Degrees C	7.4	Std. Units	0.10	11/09/22 14:36	H3
EPA 9060	Total Organic Carbon	3500	mg/kg	2340	11/16/22 10:22	
EPA 9060	Total Organic Carbon	8140	mg/kg	2330	11/16/22 10:28	
EPA 9060	Total Organic Carbon	8130	mg/kg	2300	11/16/22 10:35	
EPA 9060	Total Organic Carbon	4440	mg/kg	2310	11/16/22 10:41	
EPA 9060	Mean Total Organic Carbon	6050	mg/kg	2320	11/16/22 10:22	
EPA 9060	RSD%	40.2	%		11/16/22 10:22	1d
50330483009	**DUP-1**					
EPA 6010	Arsenic	4.3	mg/kg	1.2	11/16/22 13:01	
EPA 6010	Iron	8350	mg/kg	58.3	11/16/22 13:01	
EPA 6010	Manganese	319	mg/kg	1.2	11/16/22 13:01	
EPA 6010	Molybdenum	1.8	mg/kg	1.2	11/16/22 13:01	
SM 2540G	Percent Moisture	15.6	%	0.10	11/14/22 18:42	N2
EPA 9045	pH at 25 Degrees C	8.1	Std. Units	0.10	11/09/22 14:39	H3
EPA 9060	Total Organic Carbon	11500	mg/kg	2120	11/16/22 10:46	
EPA 9060	Total Organic Carbon	10900	mg/kg	2150	11/16/22 10:52	
EPA 9060	Total Organic Carbon	9510	mg/kg	2130	11/16/22 10:59	
EPA 9060	Total Organic Carbon	7480	mg/kg	2160	11/16/22 11:05	
EPA 9060	Mean Total Organic Carbon	9860	mg/kg	2140	11/16/22 10:46	
EPA 9060	RSD%	18.3	%		11/16/22 10:46	

This report shall not be reproduced, except in full,
without the written consent of Pace Analytical Services, LLC.

Pace Analytical Services, LLC
7726 Moller Road
Indianapolis, IN 46268
(317)228-3100

ANALYTICAL RESULTS

Project: Harding St Ash Pond System
Pace Project No.: 50330483

Sample: MW-109S (31-33) **Lab ID: 50330483001** Collected: 11/08/22 08:45 Received: 11/08/22 14:35 Matrix: Solid

Results reported on a "dry weight" basis and are adjusted for percent moisture, sample size and any dilutions.

Parameters	Results	Units	Report Limit	MDL	DF	Prepared	Analyzed	CAS No.	Qual
6010 MET ICP	Analytical Method: EPA 6010 Preparation Method: EPA 3050								
	Pace Analytical Services - Indianapolis								
Arsenic	**3.4**	mg/kg	0.90	0.15	1	11/15/22 10:57	11/16/22 12:22	7440-38-2	
Iron	**6090**	mg/kg	45.1	11.5	1	11/15/22 10:57	11/16/22 12:22	7439-89-6	
Lithium	ND	mg/kg	4.5	0.31	1	11/15/22 10:57	11/16/22 12:22	7439-93-2	N2
Manganese	**212**	mg/kg	0.90	0.60	1	11/15/22 10:57	11/16/22 12:22	7439-96-5	
Molybdenum	**1.0**	mg/kg	0.90	0.053	1	11/15/22 10:57	11/16/22 12:22	7439-98-7	
Percent Moisture	Analytical Method: SM 2540G								
	Pace Analytical Services - Indianapolis								
Percent Moisture	**2.8**	%	0.10	0.10	1		11/14/22 18:41		N2
9045 pH Soil	Analytical Method: EPA 9045								
	Pace Analytical Services - Indianapolis								
pH at 25 Degrees C	**7.9**	Std. Units	0.10	0.10	1		11/09/22 14:28		H3
Total Organic Carbon Quad	Analytical Method: EPA 9060								
	Pace Analytical Services - Green Bay								
Total Organic Carbon	**19100**	mg/kg	4500	1460	1		11/16/22 06:10	7440-44-0	
Total Organic Carbon	**15200**	mg/kg	4560	1470	1		11/16/22 06:15	7440-44-0	
Total Organic Carbon	**14100**	mg/kg	4560	1470	1		11/16/22 06:21	7440-44-0	
Total Organic Carbon	**11000**	mg/kg	4540	1470	1		11/16/22 06:26	7440-44-0	
Mean Total Organic Carbon	**14800**	mg/kg	4540	1470	1		11/16/22 06:10	7440-44-0	
Surrogates									
RSD%	**22.8**	%			1		11/16/22 06:10		

REPORT OF LABORATORY ANALYSIS

This report shall not be reproduced, except in full,
without the written consent of Pace Analytical Services, LLC.

Pace Analytical Services, LLC
7726 Moller Road
Indianapolis, IN 46268
(317)228-3100

ANALYTICAL RESULTS

Project: Harding St Ash Pond System
Pace Project No.: 50330483

Sample: MW-109I (54-56) **Lab ID: 50330483002** Collected: 11/08/22 09:05 Received: 11/08/22 14:35 Matrix: Solid

Results reported on a "dry weight" basis and are adjusted for percent moisture, sample size and any dilutions.

Parameters	Results	Units	Report Limit	MDL	DF	Prepared	Analyzed	CAS No.	Qual
6010 MET ICP	Analytical Method: EPA 6010 Preparation Method: EPA 3050								
	Pace Analytical Services - Indianapolis								
Arsenic	**3.6**	mg/kg	1.1	0.18	1	11/15/22 10:57	11/16/22 12:24	7440-38-2	
Iron	**5320**	mg/kg	54.6	13.9	1	11/15/22 10:57	11/16/22 12:24	7439-89-6	
Lithium	ND	mg/kg	5.5	0.37	1	11/15/22 10:57	11/16/22 12:24	7439-93-2	N2
Manganese	**216**	mg/kg	1.1	0.73	1	11/15/22 10:57	11/16/22 12:24	7439-96-5	
Molybdenum	**1.5**	mg/kg	1.1	0.064	1	11/15/22 10:57	11/16/22 12:24	7439-98-7	
Percent Moisture	Analytical Method: SM 2540G								
	Pace Analytical Services - Indianapolis								
Percent Moisture	**12.1**	%	0.10	0.10	1		11/14/22 18:41		N2
9045 pH Soil	Analytical Method: EPA 9045								
	Pace Analytical Services - Indianapolis								
pH at 25 Degrees C	**7.7**	Std. Units	0.10	0.10	1		11/09/22 14:37		H3
Total Organic Carbon Quad	Analytical Method: EPA 9060								
	Pace Analytical Services - Green Bay								
Total Organic Carbon	**9130**	mg/kg	3030	980	1		11/16/22 06:32	7440-44-0	
Total Organic Carbon	**9320**	mg/kg	3010	974	1		11/16/22 06:37	7440-44-0	
Total Organic Carbon	**6480**	mg/kg	2990	967	1		11/16/22 06:43	7440-44-0	
Total Organic Carbon	**11100**	mg/kg	3050	987	1		11/16/22 06:49	7440-44-0	
Mean Total Organic Carbon	**9000**	mg/kg	3020	977	1		11/16/22 06:32	7440-44-0	
Surrogates									
RSD%	**21.0**	%			1		11/16/22 06:32		

REPORT OF LABORATORY ANALYSIS

This report shall not be reproduced, except in full,
without the written consent of Pace Analytical Services, LLC.

Pace Analytical Services, LLC
7726 Moller Road
Indianapolis, IN 46268
(317)228-3100

ANALYTICAL RESULTS

Project: Harding St Ash Pond System
Pace Project No.: 50330483

Sample: MW-109D (82-84) **Lab ID: 50330483003** Collected: 11/08/22 08:47 Received: 11/08/22 14:35 Matrix: Solid

Results reported on a "dry weight" basis and are adjusted for percent moisture, sample size and any dilutions.

Parameters	Results	Units	Report Limit	MDL	DF	Prepared	Analyzed	CAS No.	Qual
6010 MET ICP	Analytical Method: EPA 6010 Preparation Method: EPA 3050								
	Pace Analytical Services - Indianapolis								
Arsenic	**6.1**	mg/kg	0.93	0.15	1	11/15/22 10:57	11/16/22 12:44	7440-38-2	
Iron	**8420**	mg/kg	46.4	11.8	1	11/15/22 10:57	11/16/22 12:44	7439-89-6	
Lithium	ND	mg/kg	4.6	0.31	1	11/15/22 10:57	11/16/22 12:44	7439-93-2	N2
Manganese	**286**	mg/kg	0.93	0.62	1	11/15/22 10:57	11/16/22 12:44	7439-96-5	
Molybdenum	**2.5**	mg/kg	0.93	0.055	1	11/15/22 10:57	11/16/22 12:44	7439-98-7	
Percent Moisture	Analytical Method: SM 2540G								
	Pace Analytical Services - Indianapolis								
Percent Moisture	**4.7**	%	0.10	0.10	1		11/14/22 18:42		N2
9045 pH Soil	Analytical Method: EPA 9045								
	Pace Analytical Services - Indianapolis								
pH at 25 Degrees C	**8.0**	Std. Units	0.10	0.10	1		11/09/22 14:29		H3
Total Organic Carbon Quad	Analytical Method: EPA 9060								
	Pace Analytical Services - Green Bay								
Total Organic Carbon	**33800**	mg/kg	1990	643	1		11/16/22 07:46	7440-44-0	
Total Organic Carbon	**41900**	mg/kg	1990	643	1		11/16/22 07:54	7440-44-0	
Total Organic Carbon	**28100**	mg/kg	2010	649	1		11/16/22 08:00	7440-44-0	
Total Organic Carbon	**31600**	mg/kg	2020	654	1		11/16/22 08:07	7440-44-0	
Mean Total Organic Carbon	**33900**	mg/kg	2000	647	1		11/16/22 07:46	7440-44-0	
Surrogates									
RSD%	**17.3**	%			1		11/16/22 07:46		

REPORT OF LABORATORY ANALYSIS

This report shall not be reproduced, except in full,
without the written consent of Pace Analytical Services, LLC.

Pace Analytical Services, LLC
7726 Moller Road
Indianapolis, IN 46268
(317)228-3100

ANALYTICAL RESULTS

Project: Harding St Ash Pond System
Pace Project No.: 50330483

Sample: MW-110S (52-54) **Lab ID: 50330483004** Collected: 11/08/22 08:50 Received: 11/08/22 14:35 Matrix: Solid

Results reported on a "dry weight" basis and are adjusted for percent moisture, sample size and any dilutions.

Parameters	Results	Units	Report Limit	MDL	DF	Prepared	Analyzed	CAS No.	Qual
6010 MET ICP	Analytical Method: EPA 6010 Preparation Method: EPA 3050								
	Pace Analytical Services - Indianapolis								
Arsenic	**3.8**	mg/kg	1.2	0.20	1	11/15/22 10:57	11/16/22 12:47	7440-38-2	
Iron	**7780**	mg/kg	58.8	14.9	1	11/15/22 10:57	11/16/22 12:47	7439-89-6	
Lithium	ND	mg/kg	5.9	0.40	1	11/15/22 10:57	11/16/22 12:47	7439-93-2	N2
Manganese	**287**	mg/kg	1.2	0.78	1	11/15/22 10:57	11/16/22 12:47	7439-96-5	
Molybdenum	**1.7**	mg/kg	1.2	0.069	1	11/15/22 10:57	11/16/22 12:47	7439-98-7	
Percent Moisture	Analytical Method: SM 2540G								
	Pace Analytical Services - Indianapolis								
Percent Moisture	**15.3**	%	0.10	0.10	1		11/14/22 18:42		N2
9045 pH Soil	Analytical Method: EPA 9045								
	Pace Analytical Services - Indianapolis								
pH at 25 Degrees C	**8.0**	Std. Units	0.10	0.10	1		11/09/22 14:30		H3
Total Organic Carbon Quad	Analytical Method: EPA 9060								
	Pace Analytical Services - Green Bay								
Total Organic Carbon	**14100**	mg/kg	1420	459	1		11/16/22 08:15	7440-44-0	
Total Organic Carbon	**15800**	mg/kg	1450	467	1		11/16/22 08:22	7440-44-0	
Total Organic Carbon	**13000**	mg/kg	1440	465	1		11/16/22 08:30	7440-44-0	
Total Organic Carbon	**11700**	mg/kg	1430	462	1		11/16/22 08:39	7440-44-0	
Mean Total Organic Carbon	**13600**	mg/kg	1430	464	1		11/16/22 08:15	7440-44-0	
Surrogates									
RSD%	**12.7**	%			1		11/16/22 08:15		

REPORT OF LABORATORY ANALYSIS

This report shall not be reproduced, except in full,
without the written consent of Pace Analytical Services, LLC.

Pace Analytical Services, LLC
7726 Moller Road
Indianapolis, IN 46268
(317)228-3100

ANALYTICAL RESULTS

Project: Harding St Ash Pond System
Pace Project No.: 50330483

Sample: MW-110I (68-70) **Lab ID: 50330483005** Collected: 11/08/22 08:52 Received: 11/08/22 14:35 Matrix: Solid

Results reported on a "dry weight" basis and are adjusted for percent moisture, sample size and any dilutions.

Parameters	Results	Units	Report Limit	MDL	DF	Prepared	Analyzed	CAS No.	Qual
6010 MET ICP	Analytical Method: EPA 6010 Preparation Method: EPA 3050								
	Pace Analytical Services - Indianapolis								
Arsenic	**2.3**	mg/kg	1.0	0.17	1	11/15/22 10:57	11/16/22 12:50	7440-38-2	
Iron	**5500**	mg/kg	50.3	12.8	1	11/15/22 10:57	11/16/22 12:50	7439-89-6	
Lithium	ND	mg/kg	5.0	0.34	1	11/15/22 10:57	11/16/22 12:50	7439-93-2	N2
Manganese	**101**	mg/kg	1.0	0.67	1	11/15/22 10:57	11/16/22 12:50	7439-96-5	
Molybdenum	ND	mg/kg	1.0	0.059	1	11/15/22 10:57	11/16/22 12:50	7439-98-7	
Percent Moisture	Analytical Method: SM 2540G								
	Pace Analytical Services - Indianapolis								
Percent Moisture	**3.4**	%	0.10	0.10	1		11/14/22 18:42		N2
9045 pH Soil	Analytical Method: EPA 9045								
	Pace Analytical Services - Indianapolis								
pH at 25 Degrees C	**8.0**	Std. Units	0.10	0.10	1		11/09/22 14:31		H3
Total Organic Carbon Quad	Analytical Method: EPA 9060								
	Pace Analytical Services - Green Bay								
Total Organic Carbon	**5520**	mg/kg	622	201	1		11/16/22 11:10	7440-44-0	
Total Organic Carbon	**5550**	mg/kg	627	203	1		11/16/22 11:16	7440-44-0	
Total Organic Carbon	**5330**	mg/kg	624	202	1		11/16/22 11:23	7440-44-0	
Total Organic Carbon	**4880**	mg/kg	626	202	1		11/16/22 11:28	7440-44-0	
Mean Total Organic Carbon	**5320**	mg/kg	625	202	1		11/16/22 11:10	7440-44-0	
Surrogates									
RSD%	**5.8**	%			1		11/16/22 11:10		

REPORT OF LABORATORY ANALYSIS

This report shall not be reproduced, except in full,
without the written consent of Pace Analytical Services, LLC.

Pace Analytical Services, LLC
7726 Moller Road
Indianapolis, IN 46268
(317)228-3100

ANALYTICAL RESULTS

Project: Harding St Ash Pond System
Pace Project No.: 50330483

Sample: MW-110D (96-98) **Lab ID: 50330483006** Collected: 11/08/22 08:55 Received: 11/08/22 14:35 Matrix: Solid

Results reported on a "dry weight" basis and are adjusted for percent moisture, sample size and any dilutions.

Parameters	Results	Units	Report Limit	MDL	DF	Prepared	Analyzed	CAS No.	Qual
6010 MET ICP	Analytical Method: EPA 6010 Preparation Method: EPA 3050								
	Pace Analytical Services - Indianapolis								
Arsenic	**4.1**	mg/kg	1.1	0.18	1	11/15/22 10:57	11/16/22 12:53	7440-38-2	
Iron	**6310**	mg/kg	54.7	13.9	1	11/15/22 10:57	11/16/22 12:53	7439-89-6	
Lithium	ND	mg/kg	5.5	0.37	1	11/15/22 10:57	11/16/22 12:53	7439-93-2	N2
Manganese	**325**	mg/kg	1.1	0.73	1	11/15/22 10:57	11/16/22 12:53	7439-96-5	
Molybdenum	**1.6**	mg/kg	1.1	0.065	1	11/15/22 10:57	11/16/22 12:53	7439-98-7	
Percent Moisture	Analytical Method: SM 2540G								
	Pace Analytical Services - Indianapolis								
Percent Moisture	**10.3**	%	0.10	0.10	1		11/14/22 18:42		N2
9045 pH Soil	Analytical Method: EPA 9045								
	Pace Analytical Services - Indianapolis								
pH at 25 Degrees C	**7.9**	Std. Units	0.10	0.10	1		11/09/22 14:32		H3
Total Organic Carbon Quad	Analytical Method: EPA 9060								
	Pace Analytical Services - Green Bay								
Total Organic Carbon	**7670**	mg/kg	1530	494	1		11/16/22 09:22	7440-44-0	
Total Organic Carbon	**8980**	mg/kg	1520	492	1		11/16/22 09:27	7440-44-0	
Total Organic Carbon	**7200**	mg/kg	1530	495	1		11/16/22 09:34	7440-44-0	
Total Organic Carbon	**9420**	mg/kg	1550	501	1		11/16/22 09:39	7440-44-0	
Mean Total Organic Carbon	**8320**	mg/kg	1530	496	1		11/16/22 09:22	7440-44-0	
Surrogates									
RSD%	**12.7**	%			1		11/16/22 09:22		

REPORT OF LABORATORY ANALYSIS

This report shall not be reproduced, except in full,
without the written consent of Pace Analytical Services, LLC.

Pace Analytical Services, LLC
7726 Moller Road
Indianapolis, IN 46268
(317)228-3100

ANALYTICAL RESULTS

Project: Harding St Ash Pond System
Pace Project No.: 50330483

Sample: MW-4I (60-62) **Lab ID: 50330483007** Collected: 11/08/22 08:58 Received: 11/08/22 14:35 Matrix: Solid

Results reported on a "dry weight" basis and are adjusted for percent moisture, sample size and any dilutions.

Parameters	Results	Units	Report Limit	MDL	DF	Prepared	Analyzed	CAS No.	Qual
6010 MET ICP	Analytical Method: EPA 6010 Preparation Method: EPA 3050								
	Pace Analytical Services - Indianapolis								
Arsenic	**5.3**	mg/kg	1.0	0.17	1	11/15/22 10:57	11/16/22 12:56	7440-38-2	
Iron	**6980**	mg/kg	51.0	13.0	1	11/15/22 10:57	11/16/22 12:56	7439-89-6	
Lithium	ND	mg/kg	5.1	0.35	1	11/15/22 10:57	11/16/22 12:56	7439-93-2	N2
Manganese	**231**	mg/kg	1.0	0.68	1	11/15/22 10:57	11/16/22 12:56	7439-96-5	
Molybdenum	**2.4**	mg/kg	1.0	0.060	1	11/15/22 10:57	11/16/22 12:56	7439-98-7	
Percent Moisture	Analytical Method: SM 2540G								
	Pace Analytical Services - Indianapolis								
Percent Moisture	**9.0**	%	0.10	0.10	1		11/14/22 18:42		N2
9045 pH Soil	Analytical Method: EPA 9045								
	Pace Analytical Services - Indianapolis								
pH at 25 Degrees C	**7.6**	Std. Units	0.10	0.10	1		11/09/22 14:35		H3
Total Organic Carbon Quad	Analytical Method: EPA 9060								
	Pace Analytical Services - Green Bay								
Total Organic Carbon	**21300**	mg/kg	2000	647	1		11/16/22 09:56	7440-44-0	
Total Organic Carbon	**36500**	mg/kg	2010	648	1		11/16/22 10:03	7440-44-0	
Total Organic Carbon	**25000**	mg/kg	2040	660	1		11/16/22 10:09	7440-44-0	
Total Organic Carbon	**21300**	mg/kg	2000	647	1		11/16/22 10:15	7440-44-0	
Mean Total Organic Carbon	**26000**	mg/kg	2010	650	1		11/16/22 09:56	7440-44-0	
Surrogates									
RSD%	**27.8**	%			1		11/16/22 09:56		

REPORT OF LABORATORY ANALYSIS

This report shall not be reproduced, except in full,
without the written consent of Pace Analytical Services, LLC.

Pace Analytical Services, LLC
7726 Moller Road
Indianapolis, IN 46268
(317)228-3100

ANALYTICAL RESULTS

Project: Harding St Ash Pond System
Pace Project No.: 50330483

Sample: MW-4D (78-80) **Lab ID: 50330483008** Collected: 11/08/22 09:00 Received: 11/08/22 14:35 Matrix: Solid

Results reported on a "dry weight" basis and are adjusted for percent moisture, sample size and any dilutions.

Parameters	Results	Units	Report Limit	MDL	DF	Prepared	Analyzed	CAS No.	Qual
6010 MET ICP	Analytical Method: EPA 6010 Preparation Method: EPA 3050								
	Pace Analytical Services - Indianapolis								
Arsenic	**4.9**	mg/kg	1.1	0.18	1	11/15/22 10:57	11/16/22 12:59	7440-38-2	
Iron	**6610**	mg/kg	55.0	14.0	1	11/15/22 10:57	11/16/22 12:59	7439-89-6	
Lithium	ND	mg/kg	5.5	0.37	1	11/15/22 10:57	11/16/22 12:59	7439-93-2	N2
Manganese	**216**	mg/kg	1.1	0.73	1	11/15/22 10:57	11/16/22 12:59	7439-96-5	
Molybdenum	**3.3**	mg/kg	1.1	0.065	1	11/15/22 10:57	11/16/22 12:59	7439-98-7	
Percent Moisture	Analytical Method: SM 2540G								
	Pace Analytical Services - Indianapolis								
Percent Moisture	**12.5**	%	0.10	0.10	1		11/14/22 18:42		N2
9045 pH Soil	Analytical Method: EPA 9045								
	Pace Analytical Services - Indianapolis								
pH at 25 Degrees C	**7.4**	Std. Units	0.10	0.10	1		11/09/22 14:36		H3
Total Organic Carbon Quad	Analytical Method: EPA 9060								
	Pace Analytical Services - Green Bay								
Total Organic Carbon	**3500**	mg/kg	2340	757	1		11/16/22 10:22	7440-44-0	
Total Organic Carbon	**8140**	mg/kg	2330	755	1		11/16/22 10:28	7440-44-0	
Total Organic Carbon	**8130**	mg/kg	2300	745	1		11/16/22 10:35	7440-44-0	
Total Organic Carbon	**4440**	mg/kg	2310	746	1		11/16/22 10:41	7440-44-0	
Mean Total Organic Carbon	**6050**	mg/kg	2320	751	1		11/16/22 10:22	7440-44-0	
Surrogates									
RSD%	**40.2**	%			1		11/16/22 10:22		1d

REPORT OF LABORATORY ANALYSIS

This report shall not be reproduced, except in full,
without the written consent of Pace Analytical Services, LLC.

Pace Analytical Services, LLC
7726 Moller Road
Indianapolis, IN 46268
(317)228-3100

ANALYTICAL RESULTS

Project: Harding St Ash Pond System
Pace Project No.: 50330483

Sample: DUP-1 **Lab ID: 50330483009** Collected: 11/08/22 09:15 Received: 11/08/22 14:35 Matrix: Solid

Results reported on a "dry weight" basis and are adjusted for percent moisture, sample size and any dilutions.

Parameters	Results	Units	Report Limit	MDL	DF	Prepared	Analyzed	CAS No.	Qual
6010 MET ICP	Analytical Method: EPA 6010 Preparation Method: EPA 3050								
	Pace Analytical Services - Indianapolis								
Arsenic	**4.3**	mg/kg	1.2	0.19	1	11/15/22 10:57	11/16/22 13:01	7440-38-2	
Iron	**8350**	mg/kg	58.3	14.8	1	11/15/22 10:57	11/16/22 13:01	7439-89-6	
Lithium	ND	mg/kg	5.8	0.40	1	11/15/22 10:57	11/16/22 13:01	7439-93-2	N2
Manganese	**319**	mg/kg	1.2	0.78	1	11/15/22 10:57	11/16/22 13:01	7439-96-5	
Molybdenum	**1.8**	mg/kg	1.2	0.069	1	11/15/22 10:57	11/16/22 13:01	7439-98-7	
Percent Moisture	Analytical Method: SM 2540G								
	Pace Analytical Services - Indianapolis								
Percent Moisture	**15.6**	%	0.10	0.10	1		11/14/22 18:42		N2
9045 pH Soil	Analytical Method: EPA 9045								
	Pace Analytical Services - Indianapolis								
pH at 25 Degrees C	**8.1**	Std. Units	0.10	0.10	1		11/09/22 14:39		H3
Total Organic Carbon Quad	Analytical Method: EPA 9060								
	Pace Analytical Services - Green Bay								
Total Organic Carbon	**11500**	mg/kg	2120	686	1		11/16/22 10:46	7440-44-0	
Total Organic Carbon	**10900**	mg/kg	2150	694	1		11/16/22 10:52	7440-44-0	
Total Organic Carbon	**9510**	mg/kg	2130	690	1		11/16/22 10:59	7440-44-0	
Total Organic Carbon	**7480**	mg/kg	2160	697	1		11/16/22 11:05	7440-44-0	
Mean Total Organic Carbon	**9860**	mg/kg	2140	692	1		11/16/22 10:46	7440-44-0	
Surrogates									
RSD%	**18.3**	%			1		11/16/22 10:46		

REPORT OF LABORATORY ANALYSIS

This report shall not be reproduced, except in full,
without the written consent of Pace Analytical Services, LLC.

Pace Analytical Services, LLC
7726 Moller Road
Indianapolis, IN 46268
(317)228-3100

QUALITY CONTROL DATA

Project: Harding St Ash Pond System
Pace Project No.: 50330483

QC Batch: 705250
QC Batch Method: EPA 3050
Analysis Method: EPA 6010
Analysis Description: 6010 MET
Laboratory: Pace Analytical Services - Indianapolis
Associated Lab Samples: 50330483001, 50330483002, 50330483003, 50330483004, 50330483005, 50330483006, 50330483007, 50330483008, 50330483009

METHOD BLANK: 3241948 Matrix: Solid
Associated Lab Samples: 50330483001, 50330483002, 50330483003, 50330483004, 50330483005, 50330483006, 50330483007, 50330483008, 50330483009

Parameter	Units	Blank Result	Reporting Limit	MDL	Analyzed	Qualifiers
Arsenic	mg/kg	ND	1.0	0.17	11/16/22 09:55	
Iron	mg/kg	ND	50.0	12.7	11/16/22 09:55	
Lithium	mg/kg	ND	5.0	0.34	11/16/22 09:55	N2
Manganese	mg/kg	ND	1.0	0.66	11/16/22 09:55	
Molybdenum	mg/kg	ND	1.0	0.059	11/16/22 09:55	

LABORATORY CONTROL SAMPLE: 3241949

Parameter	Units	Spike Conc.	LCS Result	LCS % Rec	% Rec Limits	Qualifiers
Arsenic	mg/kg	50	51.2	102	80-120	
Iron	mg/kg	500	528	106	80-120	
Lithium	mg/kg	50	53.2	106	80-120	N2
Manganese	mg/kg	50	52.8	106	80-120	
Molybdenum	mg/kg	50	54.8	110	80-120	

MATRIX SPIKE & MATRIX SPIKE DUPLICATE: 3241950 3241951

Parameter	Units	50330483002 Result	MS Spike Conc.	MSD Spike Conc.	MS Result	MSD Result	MS % Rec	MSD % Rec	% Rec Limits	RPD	Max RPD	Qual
Arsenic	mg/kg	3.6	51.9	51.6	57.6	56.7	104	103	75-125	2	20	
Iron	mg/kg	5320	519	516	6140	5590	158	53	75-125	9	20	P6
Lithium	mg/kg	ND	51.9	51.6	61.2	60.3	113	111	75-125	1	20	N2
Manganese	mg/kg	216	51.9	51.6	250	248	66	62	75-125	1	20	P6
Molybdenum	mg/kg	1.5	51.9	51.6	53.9	53.3	101	100	75-125	1	20	

Results presented on this page are in the units indicated by the "Units" column except where an alternate unit is presented to the right of the result.

REPORT OF LABORATORY ANALYSIS

This report shall not be reproduced, except in full,
without the written consent of Pace Analytical Services, LLC.

Pace Analytical Services, LLC
7726 Moller Road
Indianapolis, IN 46268
(317)228-3100

QUALITY CONTROL DATA

Project: Harding St Ash Pond System
Pace Project No.: 50330483

QC Batch: 706288
QC Batch Method: SM 2540G
Analysis Method: SM 2540G
Analysis Description: Dry Weight/Percent Moisture
Laboratory: Pace Analytical Services - Indianapolis
Associated Lab Samples: 50330483001, 50330483002, 50330483003, 50330483004, 50330483005, 50330483006, 50330483007, 50330483008, 50330483009

SAMPLE DUPLICATE: 3246910

Parameter	Units	50330483002 Result	Dup Result	RPD	Max RPD	Qualifiers
Percent Moisture	%	12.1	12.3	2	5	N2

SAMPLE DUPLICATE: 3246967

Parameter	Units	50330483003 Result	Dup Result	RPD	Max RPD	Qualifiers
Percent Moisture	%	4.7	5.5	16	5	N2,R1

Results presented on this page are in the units indicated by the "Units" column except where an alternate unit is presented to the right of the result.

REPORT OF LABORATORY ANALYSIS

This report shall not be reproduced, except in full,
without the written consent of Pace Analytical Services, LLC.

Pace Analytical Services, LLC
7726 Moller Road
Indianapolis, IN 46268
(317)228-3100

QUALITY CONTROL DATA

Project: Harding St Ash Pond System
Pace Project No.: 50330483

QC Batch: 705205
QC Batch Method: EPA 9045
Analysis Method: EPA 9045
Analysis Description: 9045 pH
Laboratory: Pace Analytical Services - Indianapolis
Associated Lab Samples: 50330483001, 50330483002, 50330483003, 50330483004, 50330483005, 50330483006, 50330483007, 50330483008, 50330483009

SAMPLE DUPLICATE: 3241730

Parameter	Units	50330390001 Result	Dup Result	RPD	Max RPD	Qualifiers
pH at 25 Degrees C	Std. Units	6.0	6.1	1	2	H3

SAMPLE DUPLICATE: 3241731

Parameter	Units	50330483002 Result	Dup Result	RPD	Max RPD	Qualifiers
pH at 25 Degrees C	Std. Units	7.7	7.8	2	2	H3

Results presented on this page are in the units indicated by the "Units" column except where an alternate unit is presented to the right of the result.

REPORT OF LABORATORY ANALYSIS

This report shall not be reproduced, except in full,
without the written consent of Pace Analytical Services, LLC.

Pace Analytical Services, LLC
7726 Moller Road
Indianapolis, IN 46268
(317)228-3100

QUALITY CONTROL DATA

Project: Harding St Ash Pond System
Pace Project No.: 50330483

QC Batch: 431472 — Analysis Method: EPA 9060
QC Batch Method: EPA 9060 — Analysis Description: 9060 TOC Average
Laboratory: Pace Analytical Services - Green Bay
Associated Lab Samples: 50330483001, 50330483002, 50330483003, 50330483004, 50330483005, 50330483006, 50330483007, 50330483008, 50330483009

METHOD BLANK: 2484842 — Matrix: Solid
Associated Lab Samples: 50330483001, 50330483002, 50330483003, 50330483004, 50330483005, 50330483006, 50330483007, 50330483008, 50330483009

Parameter	Units	Blank Result	Reporting Limit	MDL	Analyzed	Qualifiers
Mean Total Organic Carbon	mg/kg	ND	600	194	11/16/22 05:26	

LABORATORY CONTROL SAMPLE: 2484843

Parameter	Units	Spike Conc.	LCS Result	LCS % Rec	% Rec Limits	Qualifiers
Mean Total Organic Carbon	mg/kg	120000	120000	100	80-120	

MATRIX SPIKE & MATRIX SPIKE DUPLICATE: 2484844 2484845

Parameter	Units	50330483002 Result	MS Spike Conc.	MSD Spike Conc.	MS Result	MSD Result	MS % Rec	MSD % Rec	% Rec Limits	RPD	Max RPD	Qual
Mean Total Organic Carbon	mg/kg	9000	30100	30400	43100	44900	113	118	50-152	4	20	

Results presented on this page are in the units indicated by the "Units" column except where an alternate unit is presented to the right of the result.

REPORT OF LABORATORY ANALYSIS

This report shall not be reproduced, except in full,
without the written consent of Pace Analytical Services, LLC.

Pace Analytical Services, LLC
7726 Moller Road
Indianapolis, IN 46268
(317)228-3100

QUALIFIERS

Project: Harding St Ash Pond System
Pace Project No.: 50330483

DEFINITIONS

DF - Dilution Factor, if reported, represents the factor applied to the reported data due to dilution of the sample aliquot.

ND - Not Detected at or above adjusted reporting limit.

TNTC - Too Numerous To Count

J - Estimated concentration above the adjusted method detection limit and below the adjusted reporting limit.

MDL - Adjusted Method Detection Limit.

PQL - Practical Quantitation Limit.

RL - Reporting Limit - The lowest concentration value that meets project requirements for quantitative data with known precision and bias for a specific analyte in a specific matrix.

S - Surrogate

1,2-Diphenylhydrazine decomposes to and cannot be separated from Azobenzene using Method 8270. The result for each analyte is a combined concentration.

Consistent with EPA guidelines, unrounded data are displayed and have been used to calculate % recovery and RPD values.

LCS(D) - Laboratory Control Sample (Duplicate)

MS(D) - Matrix Spike (Duplicate)

DUP - Sample Duplicate

RPD - Relative Percent Difference

NC - Not Calculable.

SG - Silica Gel - Clean-Up

U - Indicates the compound was analyzed for, but not detected.

N-Nitrosodiphenylamine decomposes and cannot be separated from Diphenylamine using Method 8270. The result reported for each analyte is a combined concentration.

Reported results are not rounded until the final step prior to reporting. Therefore, calculated parameters that are typically reported as "Total" may vary slightly from the sum of the reported component parameters.

Pace Analytical is TNI accredited. Contact your Pace PM for the current list of accredited analytes.

TNI - The NELAC Institute.

ANALYTE QUALIFIERS

1d	% RSD > 40
H3	Sample was received or analysis requested beyond the recognized method holding time.
N2	The lab does not hold NELAC/TNI accreditation for this parameter but other accreditations/certifications may apply. A complete list of accreditations/certifications is available upon request.
P6	Matrix spike recovery was outside laboratory control limits due to a parent sample concentration notably higher than the spike level.
R1	RPD value was outside control limits.

This report shall not be reproduced, except in full,
without the written consent of Pace Analytical Services, LLC.

Pace Analytical Services, LLC
7726 Moller Road
Indianapolis, IN 46268
(317)228-3100

QUALITY CONTROL DATA CROSS REFERENCE TABLE

Project: Harding St Ash Pond System
Pace Project No.: 50330483

Lab ID	Sample ID	QC Batch Method	QC Batch	Analytical Method	Analytical Batch
50330483001	**MW-109S (31-33)**	EPA 3050	705250	EPA 6010	706609
50330483002	**MW-109I (54-56)**	EPA 3050	705250	EPA 6010	706609
50330483003	**MW-109D (82-84)**	EPA 3050	705250	EPA 6010	706609
50330483004	**MW-110S (52-54)**	EPA 3050	705250	EPA 6010	706609
50330483005	**MW-110I (68-70)**	EPA 3050	705250	EPA 6010	706609
50330483006	**MW-110D (96-98)**	EPA 3050	705250	EPA 6010	706609
50330483007	**MW-4I (60-62)**	EPA 3050	705250	EPA 6010	706609
50330483008	**MW-4D (78-80)**	EPA 3050	705250	EPA 6010	706609
50330483009	**DUP-1**	EPA 3050	705250	EPA 6010	706609
50330483001	**MW-109S (31-33)**	SM 2540G	706288		
50330483002	**MW-109I (54-56)**	SM 2540G	706288		
50330483003	**MW-109D (82-84)**	SM 2540G	706288		
50330483004	**MW-110S (52-54)**	SM 2540G	706288		
50330483005	**MW-110I (68-70)**	SM 2540G	706288		
50330483006	**MW-110D (96-98)**	SM 2540G	706288		
50330483007	**MW-4I (60-62)**	SM 2540G	706288		
50330483008	**MW-4D (78-80)**	SM 2540G	706288		
50330483009	**DUP-1**	SM 2540G	706288		
50330483001	**MW-109S (31-33)**	EPA 9045	705205		
50330483002	**MW-109I (54-56)**	EPA 9045	705205		
50330483003	**MW-109D (82-84)**	EPA 9045	705205		
50330483004	**MW-110S (52-54)**	EPA 9045	705205		
50330483005	**MW-110I (68-70)**	EPA 9045	705205		
50330483006	**MW-110D (96-98)**	EPA 9045	705205		
50330483007	**MW-4I (60-62)**	EPA 9045	705205		
50330483008	**MW-4D (78-80)**	EPA 9045	705205		
50330483009	**DUP-1**	EPA 9045	705205		
50330483001	**MW-109S (31-33)**	EPA 9060	431472		
50330483001	**MW-109S (31-33)**	EPA 9060	431473		
50330483002	**MW-109I (54-56)**	EPA 9060	431472		
50330483002	**MW-109I (54-56)**	EPA 9060	431473		
50330483003	**MW-109D (82-84)**	EPA 9060	431472		
50330483003	**MW-109D (82-84)**	EPA 9060	431473		
50330483004	**MW-110S (52-54)**	EPA 9060	431472		
50330483004	**MW-110S (52-54)**	EPA 9060	431473		
50330483005	**MW-110I (68-70)**	EPA 9060	431472		
50330483005	**MW-110I (68-70)**	EPA 9060	431473		
50330483006	**MW-110D (96-98)**	EPA 9060	431472		
50330483006	**MW-110D (96-98)**	EPA 9060	431473		
50330483007	**MW-4I (60-62)**	EPA 9060	431472		
50330483007	**MW-4I (60-62)**	EPA 9060	431473		

REPORT OF LABORATORY ANALYSIS

This report shall not be reproduced, except in full,
without the written consent of Pace Analytical Services, LLC.

Pace Analytical Services, LLC
7726 Moller Road
Indianapolis, IN 46268
(317)228-3100

QUALITY CONTROL DATA CROSS REFERENCE TABLE

Project: Harding St Ash Pond System
Pace Project No.: 50330483

Lab ID	Sample ID	QC Batch Method	QC Batch	Analytical Method	Analytical Batch
50330483008	**MW-4D (78-80)**	EPA 9060	431472		
50330483008	**MW-4D (78-80)**	EPA 9060	431473		
50330483009	**DUP-1**	EPA 9060	431472		
50330483009	**DUP-1**	EPA 9060	431473		

This report shall not be reproduced, except in full,
without the written consent of Pace Analytical Services, LLC.

CHAIN-OF-CUSTODY / Analytical Request D

(2)

WO# : 50330483

50330483

The Chain-of-Custody is a LEGAL DOCUMENT. All relevant fields mu

Submitting a sample via this chain of custody constitutes acknowledgment and acceptance of the Pace Terms and Conditions found at https://info.pac

Section A Required Client Information:	Section B Required Project Information:	Section C Invoice Information:	
Company: Atlas Indianapolis	Report To: Mark Breting	Attention: Accounts Payable - Paula Sedam	
Address: 7988 Centerpoint Drive	Copy To:	Company Name: Atlas Indianapolis	Regulatory Agency
Suite 100, Indianapolis, IN 46256		Address:	
Email: mark.breting@oneatlas.com	Purchase Order #:	Pace Quote:	
Phone: 317-313-8306 Fax:	Project Name: Harding St Ash Pond System	Pace Project Manager: hayden.putt@pacelabs.com,	State / Location
Requested Due Date:	Project #:	Pace Profile #: 10498/34	IN

ITEM #	SAMPLE ID One Character per box. (A-Z, 0-9 / , -) Sample Ids must be unique	MATRIX CODE (see valid codes to left)	SAMPLE TYPE (G=GRAB C=COMP)	COLLECTED START DATE	COLLECTED START TIME	COLLECTED END DATE	COLLECTED END TIME	SAMPLE TEMP AT COLLECTION	# OF CONTAINERS	Preservatives: Unpreserved	H2SO4	HNO3	HCl	NaOH	Na2S2O3	Methanol	Other	Analyses Test Y/N	As, Mo, Mn, Fe, Li by 6010	pH by 9045	TOC by 9060 to Pace GB	Residual Chlorine (Y/N)	
1	MW-109S (~~30-32~~) (31-33)	SL				11/8/22	~~936~~ 836		2	2									X	X	X		001
2	MW-109I (54-56) MS/MSD						905		6	6									X	X	X		002
3	MW-109D (~~84~~ 82-84)						847		2	2									X	X	X		003
4	MW-110S (52-54)						850		2	2									X	X	X		004
5	MW-110I (68-70)						852		2	2									X	X	X		005
6	MW-110D (96-98)						855		2	2									X	X	X		006
7	MW-4I (60-62)						858		2	2									X	X	X		007
8	MW-4D (78-80)						900		2	2									X	X	X		008
9	DUP-1	↓				↓	915		2	2									X	X	X		009
10																							
11																							
12																							

MATRIX CODE: Drinking Water DW; Water WT; Waste Water WW; Product P; Soil/Solid SL; Oil OL; Wipe WP; Air AR; Other OT; Tissue TS

ADDITIONAL COMMENTS	RELINQUISHED BY / AFFILIATION	DATE	TIME	ACCEPTED BY / AFFILIATION	DATE	TIME	SAMPLE CONDITIONS
	Kendra Reininga	11/8/22	935		11/8/22	1355	
		11/8/22	1435		11/8/22	1435	2.8 Y N Y

SAMPLER NAME AND SIGNATURE

PRINT Name of SAMPLER: Kendra Reininga

SIGNATURE of SAMPLER: Kendra Reininga DATE Signed: 11/8/22

TEMP in C | Received on Ice (Y/N) | Custody Sealed Cooler (Y/N) | Samples Intact (Y/N)

SAMPLE CONDITION UPON RECEIPT FORM

Date/Time and Initials of person examining contents: MR 11/8/22 1615

1. **Courier:** ☐ FED EX ☐ UPS ☐ CLIENT ☑ PACE ☐ USPS ☐ OTHER _____

2. **Custody Seal on Cooler/Box Present:** ☐ Yes ☑ No

(If yes)Seals Intact: ☐ Yes ☐ No **(leave blank if no seals were present)**

3. **Thermometer:** 1 2 3 4 5 6 A B C D E F

4. **Cooler Temperature(s):** 2.8/2.8 | | | |
(Initial/Corrected) RECORD TEMPS OF ALL COOLERS RECEIVED (use Comments below to add more)

5. **Packing Material:** ☐ Bubble Wrap ☐ Bubble Bags ☑ None ☐ Other _____

6. **Ice Type:** ☑ Wet ☐ Blue ☐ None

7. **If temp. is over 6°C or under 0°C, was the PM notified?:** ☐ Yes ☐ No
Cooler temp should be above freezing to 6°C

All discrepancies will be written out in the comments section below.

	Yes	No		Yes	No	N/A
USDA Regulated Soils? (HI, ID, NY, WA, OR,CA, NM, TX, OK, AR, LA, TN, AL, MS, NC, SC, GA, FL, or Puerto Rico)		✓	All containers needing acid/base preservation have been pH CHECKED?: **Exceptions: VOA, coliform, LLHg, O&G, RAD CHEM, and any container with a septum cap or preserved with HCl.** **Circle:** **HNO3 (<2) H2SO4 (<2) NaOH (>10) NaOH/ZnAc (>9)** Any non-conformance to pH recommendations will be noted on the container count form			✓
Short Hold Time Analysis (48 hours or less)? Analysis:		✓				
Time 5035A TC placed in Freezer or Short Holds To Lab	Time:			Present	Absent	N/A ✓
			Residual Chlorine Check (SVOC 625 Pest/PCB 608)			
Rush TAT Requested (4 days or less):		✓	Residual Chlorine Check (Total/Amenable/Free Cyanide)			✓
Custody Signatures Present?	✓		Headspace Wisconsin Sulfide?			✓
Containers Intact?:	✓		Headspace in VOA Vials (>6mm): See Containter Count form for details	Present	Absent	No VOA Vials Sent ✓
Sample Label (IDs/Dates/Times) Match COC?: Except TCs, which only require sample ID	✓		Trip Blank Present?		✓	
Extra labels on Terracore Vials? (soils only)			Trip Blank Custody Seals?:		✓	

COMMENTS:

COC PAGE ____ of ____

Sample Container Count

** Place a RED dot on containers that are out of conformance **

COC Line Item	WGFU	MeOH (only) / SBS / DI / R	VIALS: DG9H VG9H	VOA VIAL HS (>6mm)	VG9U	DG9U	VG9T	AMBER GLASS: AG0U	AG1H	AG1U	AG2U	AG3S	AG3SF	AG3C	PLASTIC: BP1U	BP1N	BP2U	BP3U	BP3N	BP3F	BP3S	BP3B	BP3Z	OTHER: CG3H	CG3F	Syringe Kit		Matrix
1	2																											SC
2	6																											
3	2																											
4																												
5																												
6																												
7																												
8																												
9																												
10																												
11																												
12																												

Nitric	Sulfuric	Sodium Hydroxide	Sodium Hydroxide/ ZnAc
Red	Yellow	Green	Black
HNO3 <2	H2SO4 <2	NaOH >10	NaOH/Zn Ac >9

Container Codes

Glass

DG9H	40mL HCl amber voa vial	BG1T	1L Na Thiosulfate clear glass	BP1B	1L NaOH plastic
DG9P	40mL TSP amber vial	BG1U	1L unpreserved glass	BP1N	1L HNO3 plastic
DG9S	40mL H2SO4 amber vial	BG3H	250mL HCl Clear Glass	BP1S	1L H2SO4 plastic
DG9T	40mL Na Thio amber vial	BG3U	250mL Unpres Clear Glass	BP1U	1L unpreserved plastic
DG9U	40mL unpreserved amber vial	AG0U	100mL unpres amber glass	BP1Z	1L NaOH, Zn, Ac
VG9H	40mL HCl clear vial	AG1H	1L HCl amber glass	BP2N	500mL HNO3 plastic
VG9T	40mL Na Thio. clear vial	AG1S	1L H2SO4 amber glass	BP2C	500mL NaOH plastic
VG9U	40mL unpreserved clear vial	AG1T	1L Na Thiosulfate amber glass	BP2S	500mL H2SO4 plastic
I	40mL w/hexane wipe vial	AG1U	1liter unpres amber glass	BP2U	500mL unpreserved plastic
WGKU	8oz unpreserved clear jar	AG2N	500mL HNO3 amber glass	BP2Z	500mL NaOH, Zn Ac
WGFU	4oz clear soil jar	AG2S	500mL H2SO4 amber glass	BP3B	250mL NaOH plastic
JGFU	4oz unpreserved amber wide	AG2U	500mL unpres amber glass	BP3N	250mL HNO3 plastic
CG3H	250mL clear glass HCl	AG3S	250mL H2SO4 amber glass	BP3F	250mL HNO3 plastic-field filtered
CG3F	250mL clear glass HCl, Field Filter	AG3SF	250mL H2SO4 amb glass -field filtered	BP3U	250mL unpreserved plastic
BG1H	1L HCl clear glass	AG3U	250mL unpres amber glass	BP3S	250mL H2SO4 plastic
BG1S	1L H2SO4 clear glass	AG3C	250mL NaOH amber glass	BP3Z	250mL NaOH, ZnAc plastic

Plastic

BP4U	125mL unpreserved plastic
BP4N	125mL HNO3 plastic
BP4S	125mL H2SO4 plastic

Miscellaneous

Syringe Kit	LL Cr+6 sampling kit
ZPLC	Ziploc Bag
R	Terracore Kit
SP5T	120mL Coliform Sodium Thiosulfate
GN	General Container
U	Summa Can (air sample)
WT	Water
SL	Solid Solid
OL:	Oil
NAL	Non-aqueous liquid
WP	Wipe

Pace Analytical Services, LLC
7726 Moller Road
Indianapolis, IN 46268
(317)228-3100

December 05, 2022

Mr. Mark Breting
ATC Group Services
7988 Centerpoint Drive
Suite 100
Indianapolis, IN 46256

RE: Project: Harding St Ash Pond System
Pace Project No.: 50332045

Dear Mr. Breting:

Enclosed are the analytical results for sample(s) received by the laboratory on November 28, 2022. The results relate only to the samples included in this report. Results reported herein conform to the applicable TNI/NELAC Standards and the laboratory's Quality Manual, where applicable, unless otherwise noted in the body of the report.

The test results provided in this final report were generated by each of the following laboratories within the Pace Network:

- Pace Analytical Services - Green Bay
- Pace Analytical Services - Indianapolis

If you have any questions concerning this report, please feel free to contact me.

Sincerely,

Hayden Putt
hayden.putt@pacelabs.com
(317)228-3145
Project Manager

Enclosures

cc: Mr. Robert Miller, Haley & Aldrich

This report shall not be reproduced, except in full,
without the written consent of Pace Analytical Services, LLC.

Pace Analytical Services, LLC
7726 Moller Road
Indianapolis, IN 46268
(317)228-3100

CERTIFICATIONS

Project: Harding St Ash Pond System
Pace Project No.: 50332045

Pace Analytical Services Green Bay

1241 Bellevue Street, Green Bay, WI 54302
Florida/NELAP Certification #: E87948
Illinois Certification #: 200050
Kentucky UST Certification #: 82
Louisiana Certification #: 04168
Minnesota Certification #: 055-999-334
New York Certification #: 12064
North Dakota Certification #: R-150
South Carolina Certification #: 83006001
Texas Certification #: T104704529-21-8
Virginia VELAP Certification ID: 11873
Wisconsin Certification #: 405132750
Wisconsin DATCP Certification #: 105-444
USDA Soil Permit #: P330-21-00008
Federal Fish & Wildlife Permit #: 51774A

Pace Analytical Services Indianapolis

7726 Moller Road, Indianapolis, IN 46268
Illinois Accreditation #: 200074
Indiana Drinking Water Laboratory #: C-49-06
Kansas/TNI Certification #: E-10177
Kentucky UST Agency Interest #: 80226
Kentucky WW Laboratory ID #: 98019
Michigan Drinking Water Laboratory #9050
Ohio VAP Certified Laboratory #: CL0065
Oklahoma Laboratory #: 9204
Texas Certification #: T104704355
Wisconsin Laboratory #: 999788130
USDA Soil Permit #: P330-19-00257

This report shall not be reproduced, except in full,
without the written consent of Pace Analytical Services, LLC.

Pace Analytical Services, LLC
7726 Moller Road
Indianapolis, IN 46268
(317)228-3100

SAMPLE SUMMARY

Project: Harding St Ash Pond System
Pace Project No.: 50332045

Lab ID	Sample ID	Matrix	Date Collected	Date Received
50332045001	**MW-6I (62-64)**	Solid	11/23/22 12:43	11/28/22 15:10
50332045002	**MW-12D1 (78-80)**	Solid	11/23/22 13:02	11/28/22 15:10

This report shall not be reproduced, except in full,
without the written consent of Pace Analytical Services, LLC.

Pace Analytical Services, LLC
7726 Moller Road
Indianapolis, IN 46268
(317)228-3100

SAMPLE ANALYTE COUNT

Project: Harding St Ash Pond System
Pace Project No.: 50332045

Lab ID	Sample ID	Method	Analysts	Analytes Reported	Laboratory
50332045001	**MW-6I (62-64)**	EPA 6010	RAM	5	PASI-I
		SM 2540G	MMS	1	PASI-I
		EPA 9045	TRK	1	PASI-I
		EPA 9060	TJJ	6	PASI-G
50332045002	**MW-12D1 (78-80)**	EPA 6010	RAM	5	PASI-I
		SM 2540G	MMS	1	PASI-I
		EPA 9045	TRK	1	PASI-I
		EPA 9060	TJJ	6	PASI-G

PASI-G = Pace Analytical Services - Green Bay
PASI-I = Pace Analytical Services - Indianapolis

This report shall not be reproduced, except in full,
without the written consent of Pace Analytical Services, LLC.

Pace Analytical Services, LLC
7726 Moller Road
Indianapolis, IN 46268
(317)228-3100

SUMMARY OF DETECTION

Project: Harding St Ash Pond System
Pace Project No.: 50332045

Lab Sample ID / Method	Client Sample ID / Parameters	Result	Units	Report Limit	Analyzed	Qualifiers
50332045001	**MW-6I (62-64)**					
EPA 6010	Arsenic	7.7	mg/kg	1.1	12/05/22 12:04	
EPA 6010	Iron	12800	mg/kg	53.9	12/05/22 12:04	
EPA 6010	Lithium	14.8	mg/kg	5.4	12/05/22 12:04	N2
EPA 6010	Manganese	342	mg/kg	1.1	12/05/22 12:04	
EPA 6010	Molybdenum	4.3	mg/kg	1.1	12/05/22 12:04	
SM 2540G	Percent Moisture	14.0	%	0.10	12/02/22 22:12	N2
EPA 9045	pH at 25 Degrees C	7.1	Std. Units	0.10	11/29/22 13:41	H3
EPA 9060	Total Organic Carbon	30700	mg/kg	1590	12/02/22 06:42	
EPA 9060	Total Organic Carbon	27500	mg/kg	1620	12/02/22 06:48	
EPA 9060	Total Organic Carbon	31600	mg/kg	1610	12/02/22 06:54	
EPA 9060	Total Organic Carbon	26500	mg/kg	1620	12/02/22 07:00	
EPA 9060	Mean Total Organic Carbon	29100	mg/kg	1610	12/02/22 06:42	
EPA 9060	RSD%	8.4	%		12/02/22 06:42	
50332045002	**MW-12D1 (78-80)**					
EPA 6010	Arsenic	3.3	mg/kg	1.2	12/05/22 12:07	
EPA 6010	Iron	4660	mg/kg	61.4	12/05/22 12:07	
EPA 6010	Manganese	36.6	mg/kg	1.2	12/05/22 12:07	
SM 2540G	Percent Moisture	23.3	%	0.10	12/02/22 22:12	N2
EPA 9045	pH at 25 Degrees C	6.4	Std. Units	0.10	11/29/22 13:42	H3
EPA 9060	Total Organic Carbon	36800	mg/kg	2860	12/02/22 07:05	
EPA 9060	Total Organic Carbon	40200	mg/kg	2810	12/02/22 07:11	
EPA 9060	Total Organic Carbon	41800	mg/kg	2870	12/02/22 07:17	
EPA 9060	Total Organic Carbon	36200	mg/kg	2820	12/02/22 07:22	
EPA 9060	Mean Total Organic Carbon	38800	mg/kg	2840	12/02/22 07:05	
EPA 9060	RSD%	7.0	%		12/02/22 07:05	

This report shall not be reproduced, except in full,
without the written consent of Pace Analytical Services, LLC.

Pace Analytical Services, LLC
7726 Moller Road
Indianapolis, IN 46268
(317)228-3100

ANALYTICAL RESULTS

Project: Harding St Ash Pond System
Pace Project No.: 50332045

Sample: MW-6I (62-64) **Lab ID: 50332045001** Collected: 11/23/22 12:43 Received: 11/28/22 15:10 Matrix: Solid

Results reported on a "dry weight" basis and are adjusted for percent moisture, sample size and any dilutions.

Parameters	Results	Units	Report Limit	MDL	DF	Prepared	Analyzed	CAS No.	Qual
6010 MET ICP	Analytical Method: EPA 6010 Preparation Method: EPA 3050								
	Pace Analytical Services - Indianapolis								
Arsenic	**7.7**	mg/kg	1.1	0.18	1	12/02/22 09:01	12/05/22 12:04	7440-38-2	
Iron	**12800**	mg/kg	53.9	13.7	1	12/02/22 09:01	12/05/22 12:04	7439-89-6	
Lithium	**14.8**	mg/kg	5.4	0.37	1	12/02/22 09:01	12/05/22 12:04	7439-93-2	N2
Manganese	**342**	mg/kg	1.1	0.72	1	12/02/22 09:01	12/05/22 12:04	7439-96-5	
Molybdenum	**4.3**	mg/kg	1.1	0.064	1	12/02/22 09:01	12/05/22 12:04	7439-98-7	
Percent Moisture	Analytical Method: SM 2540G								
	Pace Analytical Services - Indianapolis								
Percent Moisture	**14.0**	%	0.10	0.10	1		12/02/22 22:12		N2
9045 pH Soil	Analytical Method: EPA 9045								
	Pace Analytical Services - Indianapolis								
pH at 25 Degrees C	**7.1**	Std. Units	0.10	0.10	1		11/29/22 13:41		H3
Total Organic Carbon Quad	Analytical Method: EPA 9060								
	Pace Analytical Services - Green Bay								
Total Organic Carbon	**30700**	mg/kg	1590	514	1		12/02/22 06:42	7440-44-0	
Total Organic Carbon	**27500**	mg/kg	1620	524	1		12/02/22 06:48	7440-44-0	
Total Organic Carbon	**31600**	mg/kg	1610	522	1		12/02/22 06:54	7440-44-0	
Total Organic Carbon	**26500**	mg/kg	1620	524	1		12/02/22 07:00	7440-44-0	
Mean Total Organic Carbon	**29100**	mg/kg	1610	521	1		12/02/22 06:42	7440-44-0	
Surrogates									
RSD%	**8.4**	%			1		12/02/22 06:42		

REPORT OF LABORATORY ANALYSIS

This report shall not be reproduced, except in full,
without the written consent of Pace Analytical Services, LLC.

Pace Analytical Services, LLC
7726 Moller Road
Indianapolis, IN 46268
(317)228-3100

ANALYTICAL RESULTS

Project: Harding St Ash Pond System
Pace Project No.: 50332045

Sample: MW-12D1 (78-80) **Lab ID: 50332045002** Collected: 11/23/22 13:02 Received: 11/28/22 15:10 Matrix: Solid

Results reported on a "dry weight" basis and are adjusted for percent moisture, sample size and any dilutions.

Parameters	Results	Units	Report Limit	MDL	DF	Prepared	Analyzed	CAS No.	Qual
6010 MET ICP	Analytical Method: EPA 6010 Preparation Method: EPA 3050								
	Pace Analytical Services - Indianapolis								
Arsenic	**3.3**	mg/kg	1.2	0.20	1	12/02/22 09:01	12/05/22 12:07	7440-38-2	
Iron	**4660**	mg/kg	61.4	15.6	1	12/02/22 09:01	12/05/22 12:07	7439-89-6	
Lithium	ND	mg/kg	6.1	0.42	1	12/02/22 09:01	12/05/22 12:07	7439-93-2	N2
Manganese	**36.6**	mg/kg	1.2	0.82	1	12/02/22 09:01	12/05/22 12:07	7439-96-5	
Molybdenum	ND	mg/kg	1.2	0.072	1	12/02/22 09:01	12/05/22 12:07	7439-98-7	
Percent Moisture	Analytical Method: SM 2540G								
	Pace Analytical Services - Indianapolis								
Percent Moisture	**23.3**	%	0.10	0.10	1		12/02/22 22:12		N2
9045 pH Soil	Analytical Method: EPA 9045								
	Pace Analytical Services - Indianapolis								
pH at 25 Degrees C	**6.4**	Std. Units	0.10	0.10	1		11/29/22 13:42		H3
Total Organic Carbon Quad	Analytical Method: EPA 9060								
	Pace Analytical Services - Green Bay								
Total Organic Carbon	**36800**	mg/kg	2860	924	1		12/02/22 07:05	7440-44-0	
Total Organic Carbon	**40200**	mg/kg	2810	908	1		12/02/22 07:11	7440-44-0	
Total Organic Carbon	**41800**	mg/kg	2870	928	1		12/02/22 07:17	7440-44-0	
Total Organic Carbon	**36200**	mg/kg	2820	913	1		12/02/22 07:22	7440-44-0	
Mean Total Organic Carbon	**38800**	mg/kg	2840	918	1		12/02/22 07:05	7440-44-0	
Surrogates									
RSD%	**7.0**	%			1		12/02/22 07:05		

REPORT OF LABORATORY ANALYSIS

This report shall not be reproduced, except in full,
without the written consent of Pace Analytical Services, LLC.

Pace Analytical Services, LLC
7726 Moller Road
Indianapolis, IN 46268
(317)228-3100

QUALITY CONTROL DATA

Project: Harding St Ash Pond System
Pace Project No.: 50332045

QC Batch: 708363
QC Batch Method: EPA 3050
Analysis Method: EPA 6010
Analysis Description: 6010 MET
Laboratory: Pace Analytical Services - Indianapolis
Associated Lab Samples: 50332045001, 50332045002

METHOD BLANK: 3255953 Matrix: Solid
Associated Lab Samples: 50332045001, 50332045002

Parameter	Units	Blank Result	Reporting Limit	MDL	Analyzed	Qualifiers
Arsenic	mg/kg	ND	1.0	0.17	12/05/22 10:41	
Iron	mg/kg	ND	50.0	12.7	12/05/22 10:41	
Lithium	mg/kg	ND	5.0	0.34	12/05/22 10:41	N2
Manganese	mg/kg	ND	1.0	0.66	12/05/22 10:41	
Molybdenum	mg/kg	ND	1.0	0.059	12/05/22 10:41	

LABORATORY CONTROL SAMPLE: 3255954

Parameter	Units	Spike Conc.	LCS Result	LCS % Rec	% Rec Limits	Qualifiers
Arsenic	mg/kg	50	54.5	109	80-120	
Iron	mg/kg	500	528	106	80-120	
Lithium	mg/kg	50	51.4	103	80-120	N2
Manganese	mg/kg	50	52.6	105	80-120	
Molybdenum	mg/kg	50	56.6	113	80-120	

MATRIX SPIKE & MATRIX SPIKE DUPLICATE: 3255955 3255956

Parameter	Units	50331598002 Result	MS Spike Conc.	MSD Spike Conc.	MS Result	MSD Result	MS % Rec	MSD % Rec	% Rec Limits	RPD	Max RPD	Qual
Arsenic	mg/kg	5.4	46.1	48.3	53.0	54.5	103	101	75-125	3	20	
Iron	mg/kg	11400	461	483	12600	11900	257	91	75-125	6	20	P6
Lithium	mg/kg	12.9	46.1	48.3	59.0	60.0	100	97	75-125	2	20	N2
Manganese	mg/kg	253	46.1	48.3	374	352	264	205	75-125	6	20	P6
Molybdenum	mg/kg	1.5	46.1	48.3	44.2	45.3	93	90	75-125	2	20	

Results presented on this page are in the units indicated by the "Units" column except where an alternate unit is presented to the right of the result.

REPORT OF LABORATORY ANALYSIS

This report shall not be reproduced, except in full,
without the written consent of Pace Analytical Services, LLC.

Pace Analytical Services, LLC
7726 Moller Road
Indianapolis, IN 46268
(317)228-3100

QUALITY CONTROL DATA

Project: Harding St Ash Pond System
Pace Project No.: 50332045

QC Batch: 709301
QC Batch Method: SM 2540G
Analysis Method: SM 2540G
Analysis Description: Dry Weight/Percent Moisture
Laboratory: Pace Analytical Services - Indianapolis
Associated Lab Samples: 50332045001, 50332045002

SAMPLE DUPLICATE: 3259729

Parameter	Units	50332045002 Result	Dup Result	RPD	Max RPD	Qualifiers
Percent Moisture	%	23.3	24.8	6	5	N2,R1

SAMPLE DUPLICATE: 3259730

Parameter	Units	50332260005 Result	Dup Result	RPD	Max RPD	Qualifiers
Percent Moisture	%	10.9	10.3	6	5	N2,R1

Results presented on this page are in the units indicated by the "Units" column except where an alternate unit is presented to the right of the result.

REPORT OF LABORATORY ANALYSIS

This report shall not be reproduced, except in full,
without the written consent of Pace Analytical Services, LLC.

Pace Analytical Services, LLC
7726 Moller Road
Indianapolis, IN 46268
(317)228-3100

QUALITY CONTROL DATA

Project: Harding St Ash Pond System
Pace Project No.: 50332045

QC Batch: 708622
QC Batch Method: EPA 9045
Analysis Method: EPA 9045
Analysis Description: 9045 pH
Laboratory: Pace Analytical Services - Indianapolis
Associated Lab Samples: 50332045001, 50332045002

SAMPLE DUPLICATE: 3256824

Parameter	Units	50332016001 Result	Dup Result	RPD	Max RPD	Qualifiers
pH at 25 Degrees C	Std. Units	7.8	7.8	0	2	H3

Results presented on this page are in the units indicated by the "Units" column except where an alternate unit is presented to the right of the result.

REPORT OF LABORATORY ANALYSIS

This report shall not be reproduced, except in full,
without the written consent of Pace Analytical Services, LLC.

Pace Analytical Services, LLC
7726 Moller Road
Indianapolis, IN 46268
(317)228-3100

QUALITY CONTROL DATA

Project: Harding St Ash Pond System
Pace Project No.: 50332045

QC Batch: 432704
QC Batch Method: EPA 9060
Analysis Method: EPA 9060
Analysis Description: 9060 TOC Average
Laboratory: Pace Analytical Services - Green Bay
Associated Lab Samples: 50332045001, 50332045002

METHOD BLANK: 2490951 Matrix: Solid
Associated Lab Samples: 50332045001, 50332045002

Parameter	Units	Blank Result	Reporting Limit	MDL	Analyzed	Qualifiers
Mean Total Organic Carbon	mg/kg	ND	600	194	12/02/22 04:25	

LABORATORY CONTROL SAMPLE: 2490952

Parameter	Units	Spike Conc.	LCS Result	LCS % Rec	% Rec Limits	Qualifiers
Mean Total Organic Carbon	mg/kg	120000	114000	95	80-120	

MATRIX SPIKE & MATRIX SPIKE DUPLICATE: 2490953 2490954

Parameter	Units	92636709001 Result	MS Spike Conc.	MSD Spike Conc.	MS Result	MSD Result	MS % Rec	MSD % Rec	% Rec Limits	RPD	Max RPD	Qual
Mean Total Organic Carbon	mg/kg	3840	7990	7990	10200	10200	79	80	50-152	0	20	

Results presented on this page are in the units indicated by the "Units" column except where an alternate unit is presented to the right of the result.

REPORT OF LABORATORY ANALYSIS

This report shall not be reproduced, except in full,
without the written consent of Pace Analytical Services, LLC.

Pace Analytical Services, LLC
7726 Moller Road
Indianapolis, IN 46268
(317)228-3100

QUALIFIERS

Project: Harding St Ash Pond System
Pace Project No.: 50332045

DEFINITIONS

DF - Dilution Factor, if reported, represents the factor applied to the reported data due to dilution of the sample aliquot.

ND - Not Detected at or above adjusted reporting limit.

TNTC - Too Numerous To Count

J - Estimated concentration above the adjusted method detection limit and below the adjusted reporting limit.

MDL - Adjusted Method Detection Limit.

PQL - Practical Quantitation Limit.

RL - Reporting Limit - The lowest concentration value that meets project requirements for quantitative data with known precision and bias for a specific analyte in a specific matrix.

S - Surrogate

1,2-Diphenylhydrazine decomposes to and cannot be separated from Azobenzene using Method 8270. The result for each analyte is a combined concentration.

Consistent with EPA guidelines, unrounded data are displayed and have been used to calculate % recovery and RPD values.

LCS(D) - Laboratory Control Sample (Duplicate)

MS(D) - Matrix Spike (Duplicate)

DUP - Sample Duplicate

RPD - Relative Percent Difference

NC - Not Calculable.

SG - Silica Gel - Clean-Up

U - Indicates the compound was analyzed for, but not detected.

N-Nitrosodiphenylamine decomposes and cannot be separated from Diphenylamine using Method 8270. The result reported for each analyte is a combined concentration.

Reported results are not rounded until the final step prior to reporting. Therefore, calculated parameters that are typically reported as "Total" may vary slightly from the sum of the reported component parameters.

Pace Analytical is TNI accredited. Contact your Pace PM for the current list of accredited analytes.

TNI - The NELAC Institute.

ANALYTE QUALIFIERS

H3	Sample was received or analysis requested beyond the recognized method holding time.
N2	The lab does not hold NELAC/TNI accreditation for this parameter but other accreditations/certifications may apply. A complete list of accreditations/certifications is available upon request.
P6	Matrix spike recovery was outside laboratory control limits due to a parent sample concentration notably higher than the spike level.
R1	RPD value was outside control limits.

This report shall not be reproduced, except in full,
without the written consent of Pace Analytical Services, LLC.

Pace Analytical Services, LLC
7726 Moller Road
Indianapolis, IN 46268
(317)228-3100

QUALITY CONTROL DATA CROSS REFERENCE TABLE

Project: Harding St Ash Pond System
Pace Project No.: 50332045

Lab ID	Sample ID	QC Batch Method	QC Batch	Analytical Method	Analytical Batch
50332045001	**MW-6I (62-64)**	EPA 3050	708363	EPA 6010	709478
50332045002	**MW-12D1 (78-80)**	EPA 3050	708363	EPA 6010	709478
50332045001	**MW-6I (62-64)**	SM 2540G	709301		
50332045002	**MW-12D1 (78-80)**	SM 2540G	709301		
50332045001	**MW-6I (62-64)**	EPA 9045	708622		
50332045002	**MW-12D1 (78-80)**	EPA 9045	708622		
50332045001	**MW-6I (62-64)**	EPA 9060	432704		
50332045001	**MW-6I (62-64)**	EPA 9060	432705		
50332045002	**MW-12D1 (78-80)**	EPA 9060	432704		
50332045002	**MW-12D1 (78-80)**	EPA 9060	432705		

This report shall not be reproduced, except in full,
without the written consent of Pace Analytical Services, LLC.

WO# : 50332045

50332045

CHAIN-OF-CUSTODY / Analytical R

The Chain-of-Custody is a LEGAL DOCUMENT. All rele

Submitting a sample via this chain of custody constitutes acknowledgment and acceptance of the Pace Terms and Conditions found a

Section A Required Client Information:	Section B Required Project Information:	Section C Invoice Information:
Company: Atlas Indianapolis	Report To: Mark Breting	Attention: Accounts Payable - Paula Sedam
Address: 7988 Centerpoint Drive	Copy To:	Company Name: Atlas Indianapolis
Suite 100, Indianapolis, IN 46256		Address:
Email: mark.breting@oneatlas.com	Purchase Order #:	Pace Quote:
Phone: 317-313-8306 Fax:	Project Name: Harding St Ash Pond System	Pace Project Manager: hayden.putt@pacelabs.com,
Requested Due Date:	Project #:	Pace Profile #: 10498/34

Regulatory Agency
State / Location
IN

ITEM #	SAMPLE ID One Character per box. (A-Z, 0-9 / , -) Sample Ids must be unique	MATRIX CODE (see valid codes to left)	SAMPLE TYPE (G=GRAB C=COMP)	COLLECTED START DATE	COLLECTED START TIME	COLLECTED END DATE	COLLECTED END TIME	SAMPLE TEMP AT COLLECTION	# OF CONTAINERS	Preservatives: Unpreserved	H2SO4	HNO3	HCl	NaOH	Na2S2O3	Methanol	Other	Y/N	Analyses Test: As, Mo, Mn, Fe, Li by 6010	pH by 9045	TOC by 9060 to Pace GB	Residual Chlorine (Y/N)
1	MW-6I (62-64)					11-23-22	1243		2	2									X	X	X	
2	MW-12D1 (78-80)					11-23-22	1302		2	2									X	X	X	
3																						
4																						
5																						
6																						
7																						
8																						
9																						
10																						
11																						
12																						

ADDITIONAL COMMENTS	RELINQUISHED BY / AFFILIATION	DATE	TIME	ACCEPTED BY / AFFILIATION	DATE	TIME	SAMPLE CONDITIONS: TEMP in C	Received on Ice (Y/N)	Custody Sealed Cooler (Y/N)	Samples Intact (Y/N)
		11/28	1445		11/28/22	1445				
		11/28/22	1510		11/28/22	1510	1.2	Y	N	Y

SAMPLER NAME AND SIGNATURE

PRINT Name of SAMPLER: Colton Palmer

SIGNATURE of SAMPLER: Colton Palmer

DATE Signed: 11-23-22

Pace

SAMPLE CONDITION UPON RECEIPT FORM

Date/Time and Initials of person examining contents: DD 11/28/22 2046

1. **Courier:** ☐ FED EX ☐ UPS ☐ CLIENT ☑ PACE ☐ USPS ☐ OTHER _____

2. **Custody Seal on Cooler/Box Present:** ☐ Yes ☑ No

(If yes)Seals Intact: ☐ Yes ☐ No **(leave blank if no seals were present)**

3. **Thermometer:** 1 2 3 4 5 6 A B C D E (F)

4. **Cooler Temperature(s):** 1.2/1.2 | | | |

(Initial/Corrected) **RECORD TEMPS OF ALL COOLERS RECEIVED (use Comments below to add more)**

5. **Packing Material:** ☑ Bubble Wrap ☑ Bubble Bags ☐ None ☐ Other _____

6. **Ice Type:** ☑ Wet ☐ Blue ☐ None

7. **If temp. is over 6°C or under 0°C, was the PM notified?:** ☐ Yes ☐ No

Cooler temp should be above freezing to 6°C

All discrepancies will be written out in the comments section below.

	Yes	No		Yes	No	N/A
USDA Regulated Soils? (HI, ID, NY, WA, OR,CA, NM, TX, OK, AR, LA, TN, AL, MS, NC, SC, GA, FL, or Puerto Rico)		✓	All containers needing acid/base preservation have been pH CHECKED?: **Exceptions: VOA, coliform, LLHg, O&G, RAD CHEM, and any container with a septum cap or preserved with HCl.** **Circle:** **HNO3 (<2) H2SO4 (<2) NaOH (>10) NaOH/ZnAc (>9)** Any non-conformance to pH recommendations will be noted on the container count form			
Short Hold Time Analysis (48 hours or less)? Analysis:		✓				✓
Time 5035A TC placed in Freezer or Short Holds To Lab	Time:			Present	Absent	N/A
			Residual Chlorine Check (SVOC 625 Pest/PCB 608)			✓
Rush TAT Requested (4 days or less):		✓	Residual Chlorine Check (Total/Amenable/Free Cyanide)			
Custody Signatures Present?	✓		Headspace Wisconsin Sulfide?			✓
Containers Intact?:	✓		Headspace in VOA Vials (>6mm): See Containter Count form for details	Present	Absent	No VOA Vials Sent ✓
Sample Label (IDs/Dates/Times) Match COC?: Except TCs, which only require sample ID	✓		Trip Blank Present?		✓	
Extra labels on Terracore Vials? (soils only)			Trip Blank Custody Seals?:			✓

COMMENTS:

COC PAGE ____ of ____

Sample Container Count

** Place a RED dot on containers that are out of conformance **

		VIALS						AMBER GLASS							PLASTIC									OTHER					Nitric	Sulfuric	Sodium Hydroxide	Sodium Hydroxide/ ZnAc
		MeOH (only)	SBS	DI																									Red	Yellow	Green	Black
COC Line Item	WGFU	R	DG9H VG9H	VOA VIAL HS (>6mm)	VG9U	DG9U	VG9T	AG0U	AG1H	AG1U	AG2U	AG3S	AG3SF	AG3C	BP1U	BP1N	BP2U	BP3U	BP3N	BP3F	BP3S	BP3B	BP3Z	CG3H	CG3F	Syringe Kit		Matrix	HNO3 <2	H2SO4 <2	NaOH >10	NaOH/Zn Ac >9
1	/							/																				SL				
2	/							/																				SL				
3																																
4																																
5																																
6																																
7																																
8																																
9																																
10																																
11																																
12																																

Container Codes

Glass

DG9H	40mL HCl amber voa vial	BG1T	1L Na Thiosulfate clear glass	BP1B	1L NaOH plastic
DG9P	40mL TSP amber vial	BG1U	1L unpreserved glass	BP1N	1L HNO3 plastic
DG9S	40mL H2SO4 amber vial	BG3H	250mL HCl Clear Glass	BP1S	1L H2SO4 plastic
DG9T	40mL Na Thio amber vial	BG3U	250mL Unpres Clear Glass	BP1U	1L unpreserved plastic
DG9U	40mL unpreserved amber vial	AG0U	100mL unpres amber glass	BP1Z	1L NaOH, Zn, Ac
VG9H	40mL HCl clear vial	AG1H	1L HCl amber glass	BP2N	500mL HNO3 plastic
VG9T	40mL Na Thio. clear vial	AG1S	1L H2SO4 amber glass	BP2C	500mL NaOH plastic
VG9U	40mL unpreserved clear vial	AG1T	1L Na Thiosulfate amber glass	BP2S	500mL H2SO4 plastic
I	40mL w/hexane wipe vial	AG1U	1liter unpres amber glass	BP2U	500mL unpreserved plastic
WGKU	8oz unpreserved clear jar	AG2N	500mL HNO3 amber glass	BP2Z	500mL NaOH, Zn Ac
WGFU	4oz clear soil jar	AG2S	500mL H2SO4 amber glass	BP3B	250mL NaOH plastic
JGFU	4oz unpreserved amber wide	AG2U	500mL unpres amber glass	BP3N	250mL HNO3 plastic
CG3H	250mL clear glass HCl	AG3S	250mL H2SO4 amber glass	BP3F	250mL HNO3 plastic-field filtered
CG3F	250mL clear glass HCl, Field Filter	AG3SF	250mL H2SO4 amb glass -field filtered	BP3U	250mL unpreserved plastic
BG1H	1L HCl clear glass	AG3U	250mL unpres amber glass	BP3S	250mL H2SO4 plastic
BG1S	1L H2SO4 clear glass	AG3C	250mL NaOH amber glass	BP3Z	250mL NaOH, ZnAc plastic

Plastic

BP4U	125mL unpreserved plastic
BP4N	125mL HNO3 plastic
BP4S	125mL H2SO4 plastic

Miscellaneous

Syringe Kit	LL Cr+6 sampling kit
ZPLC	Ziploc Bag
R	Terracore Kit
SP5T	120mL Coliform Sodium Thiosulfate
GN	General Container
U	Summa Can (air sample)
WT	Water
SL	Solid Solid
OL:	Oil
NAL	Non-aqueous liquid
WP	Wipe

Pace Analytical Services, LLC
7726 Moller Road
Indianapolis, IN 46268
(317)228-3100

December 15, 2022

Mr. Mark Breting
ATC Group Services
7988 Centerpoint Drive
Suite 100
Indianapolis, IN 46256

RE: Project: Harding St Ash Pond System
Pace Project No.: 50332961

Dear Mr. Breting:

Enclosed are the analytical results for sample(s) received by the laboratory on December 08, 2022. The results relate only to the samples included in this report. Results reported herein conform to the applicable TNI/NELAC Standards and the laboratory's Quality Manual, where applicable, unless otherwise noted in the body of the report.

The test results provided in this final report were generated by each of the following laboratories within the Pace Network:

- Pace Analytical Services - Green Bay
- Pace Analytical Services - Indianapolis

If you have any questions concerning this report, please feel free to contact me.

Sincerely,

Hayden Putt
hayden.putt@pacelabs.com
(317)228-3145
Project Manager

Enclosures

cc: Mr. Robert Miller, Haley & Aldrich

This report shall not be reproduced, except in full,
without the written consent of Pace Analytical Services, LLC.

Pace Analytical Services, LLC
7726 Moller Road
Indianapolis, IN 46268
(317)228-3100

CERTIFICATIONS

Project: Harding St Ash Pond System
Pace Project No.: 50332961

Pace Analytical Services Green Bay

1241 Bellevue Street, Green Bay, WI 54302
Florida/NELAP Certification #: E87948
Illinois Certification #: 200050
Kentucky UST Certification #: 82
Louisiana Certification #: 04168
Minnesota Certification #: 055-999-334
New York Certification #: 12064
North Dakota Certification #: R-150
South Carolina Certification #: 83006001
Texas Certification #: T104704529-21-8
Virginia VELAP Certification ID: 11873
Wisconsin Certification #: 405132750
Wisconsin DATCP Certification #: 105-444
USDA Soil Permit #: P330-21-00008
Federal Fish & Wildlife Permit #: 51774A

Pace Analytical Services Indianapolis

7726 Moller Road, Indianapolis, IN 46268
Illinois Accreditation #: 200074
Indiana Drinking Water Laboratory #: C-49-06
Kansas/TNI Certification #: E-10177
Kentucky UST Agency Interest #: 80226
Kentucky WW Laboratory ID #: 98019
Michigan Drinking Water Laboratory #9050
Ohio VAP Certified Laboratory #: CL0065
Oklahoma Laboratory #: 9204
Texas Certification #: T104704355
Wisconsin Laboratory #: 999788130
USDA Soil Permit #: P330-19-00257

This report shall not be reproduced, except in full,
without the written consent of Pace Analytical Services, LLC.

Pace Analytical Services, LLC
7726 Moller Road
Indianapolis, IN 46268
(317)228-3100

SAMPLE SUMMARY

Project: Harding St Ash Pond System
Pace Project No.: 50332961

Lab ID	Sample ID	Matrix	Date Collected	Date Received
50332961001	**MW-2D1 (77-79)**	Solid	12/08/22 13:13	12/08/22 16:15
50332961002	**MW-45R (34-36)**	Solid	12/08/22 13:54	12/08/22 16:15
50332961003	**MW-5D (74-76)**	Solid	12/08/22 13:21	12/08/22 16:15
50332961004	**MW-8D0 (34-36)**	Solid	12/08/22 13:39	12/08/22 16:15

This report shall not be reproduced, except in full,
without the written consent of Pace Analytical Services, LLC.

Pace Analytical Services, LLC
7726 Moller Road
Indianapolis, IN 46268
(317)228-3100

SAMPLE ANALYTE COUNT

Project: Harding St Ash Pond System
Pace Project No.: 50332961

Lab ID	Sample ID	Method	Analysts	Analytes Reported	Laboratory
50332961001	**MW-2D1 (77-79)**	EPA 6010	MTM	5	PASI-I
		SM 2540G	IRH	1	PASI-I
		EPA 9045	TRK	1	PASI-I
		EPA 9060	TJJ	6	PASI-G
50332961002	**MW-45R (34-36)**	EPA 6010	MTM	5	PASI-I
		SM 2540G	IRH	1	PASI-I
		EPA 9045	TRK	1	PASI-I
		EPA 9060	TJJ	6	PASI-G
50332961003	**MW-5D (74-76)**	EPA 6010	MTM	5	PASI-I
		SM 2540G	IRH	1	PASI-I
		EPA 9045	TRK	1	PASI-I
		EPA 9060	TJJ	6	PASI-G
50332961004	**MW-8D0 (34-36)**	EPA 6010	MTM	5	PASI-I
		SM 2540G	IRH	1	PASI-I
		EPA 9045	TRK	1	PASI-I
		EPA 9060	TJJ	6	PASI-G

PASI-G = Pace Analytical Services - Green Bay
PASI-I = Pace Analytical Services - Indianapolis

This report shall not be reproduced, except in full,
without the written consent of Pace Analytical Services, LLC.

Pace Analytical Services, LLC
7726 Moller Road
Indianapolis, IN 46268
(317)228-3100

SUMMARY OF DETECTION

Project: Harding St Ash Pond System
Pace Project No.: 50332961

Lab Sample ID / Method	Client Sample ID / Parameters	Result	Units	Report Limit	Analyzed	Qualifiers
50332961001	**MW-2D1 (77-79)**					
EPA 6010	Arsenic	6.2	mg/kg	0.96	12/14/22 10:23	
EPA 6010	Iron	8960	mg/kg	48.2	12/13/22 14:47	
EPA 6010	Lithium	7.7	mg/kg	4.8	12/13/22 14:47	N2
EPA 6010	Manganese	73.2	mg/kg	0.96	12/13/22 14:47	
EPA 6010	Molybdenum	2.4	mg/kg	0.96	12/13/22 14:47	
SM 2540G	Percent Moisture	12.8	%	0.10	12/09/22 19:28	N2
EPA 9045	pH at 25 Degrees C	7.8	Std. Units	0.10	12/09/22 19:05	H3
EPA 9060	Total Organic Carbon	9360	mg/kg	1550	12/14/22 07:07	
EPA 9060	Total Organic Carbon	13300	mg/kg	1540	12/14/22 07:12	
EPA 9060	Total Organic Carbon	10100	mg/kg	1540	12/14/22 07:18	
EPA 9060	Total Organic Carbon	19300	mg/kg	1550	12/14/22 07:23	
EPA 9060	Mean Total Organic Carbon	13000	mg/kg	1540	12/14/22 07:07	
EPA 9060	RSD%	34.9	%		12/14/22 07:07	
50332961002	**MW-45R (34-36)**					
EPA 6010	Arsenic	2.4	mg/kg	1.0	12/14/22 10:25	
EPA 6010	Iron	5610	mg/kg	49.8	12/13/22 14:49	
EPA 6010	Lithium	5.6	mg/kg	5.0	12/13/22 14:49	N2
EPA 6010	Manganese	165	mg/kg	1.0	12/13/22 14:49	
SM 2540G	Percent Moisture	6.7	%	0.10	12/09/22 19:28	N2
EPA 9045	pH at 25 Degrees C	8.2	Std. Units	0.10	12/09/22 19:09	H3
EPA 9060	Total Organic Carbon	33400	mg/kg	3670	12/15/22 03:18	
EPA 9060	Total Organic Carbon	36000	mg/kg	3630	12/15/22 03:23	
EPA 9060	Total Organic Carbon	37100	mg/kg	3700	12/15/22 03:29	
EPA 9060	Total Organic Carbon	35400	mg/kg	3680	12/15/22 03:34	
EPA 9060	Mean Total Organic Carbon	35400	mg/kg	3670	12/15/22 03:18	
EPA 9060	RSD%	4.4	%		12/15/22 03:18	
50332961003	**MW-5D (74-76)**					
EPA 6010	Arsenic	1.9	mg/kg	1.1	12/14/22 10:28	
EPA 6010	Iron	10100	mg/kg	55.1	12/13/22 14:52	
EPA 6010	Manganese	56.8	mg/kg	1.1	12/13/22 14:52	
EPA 6010	Molybdenum	1.5	mg/kg	1.1	12/13/22 14:52	
SM 2540G	Percent Moisture	16.3	%	0.10	12/09/22 19:28	N2
EPA 9045	pH at 25 Degrees C	7.7	Std. Units	0.10	12/09/22 19:06	H3
EPA 9060	RSD%	11.9	%		12/14/22 07:53	
50332961004	**MW-8D0 (34-36)**					
EPA 6010	Arsenic	12.8	mg/kg	1.0	12/14/22 10:34	
EPA 6010	Iron	14200	mg/kg	51.3	12/13/22 15:07	
EPA 6010	Lithium	7.8	mg/kg	5.1	12/13/22 15:07	N2
EPA 6010	Manganese	346	mg/kg	1.0	12/13/22 15:07	
EPA 6010	Molybdenum	2.6	mg/kg	1.0	12/13/22 15:07	
SM 2540G	Percent Moisture	14.2	%	0.10	12/09/22 19:28	N2
EPA 9045	pH at 25 Degrees C	7.7	Std. Units	0.10	12/09/22 19:08	H3
EPA 9060	Total Organic Carbon	888	mg/kg	699	12/14/22 09:00	
EPA 9060	Total Organic Carbon	988	mg/kg	697	12/14/22 09:06	
EPA 9060	Total Organic Carbon	959	mg/kg	694	12/14/22 09:12	
EPA 9060	Total Organic Carbon	922	mg/kg	693	12/14/22 09:18	

This report shall not be reproduced, except in full,
without the written consent of Pace Analytical Services, LLC.

Pace Analytical Services, LLC
7726 Moller Road
Indianapolis, IN 46268
(317)228-3100

SUMMARY OF DETECTION

Project: Harding St Ash Pond System
Pace Project No.: 50332961

Lab Sample ID / Method	Client Sample ID / Parameters	Result	Units	Report Limit	Analyzed	Qualifiers
50332961004	**MW-8D0 (34-36)**					
EPA 9060	Mean Total Organic Carbon	939	mg/kg	696	12/14/22 09:00	
EPA 9060	RSD%	4.6	%		12/14/22 09:00	

REPORT OF LABORATORY ANALYSIS

This report shall not be reproduced, except in full,
without the written consent of Pace Analytical Services, LLC.

Pace Analytical Services, LLC
7726 Moller Road
Indianapolis, IN 46268
(317)228-3100

ANALYTICAL RESULTS

Project: Harding St Ash Pond System
Pace Project No.: 50332961

Sample: MW-2D1 (77-79) **Lab ID: 50332961001** Collected: 12/08/22 13:13 Received: 12/08/22 16:15 Matrix: Solid

Results reported on a "dry weight" basis and are adjusted for percent moisture, sample size and any dilutions.

Parameters	Results	Units	Report Limit	MDL	DF	Prepared	Analyzed	CAS No.	Qual
6010 MET ICP	Analytical Method: EPA 6010 Preparation Method: EPA 3050								
	Pace Analytical Services - Indianapolis								
Arsenic	**6.2**	mg/kg	0.96	0.16	1	12/13/22 08:59	12/14/22 10:23	7440-38-2	
Iron	**8960**	mg/kg	48.2	12.3	1	12/13/22 08:59	12/13/22 14:47	7439-89-6	
Lithium	**7.7**	mg/kg	4.8	0.20	1	12/13/22 08:59	12/13/22 14:47	7439-93-2	N2
Manganese	**73.2**	mg/kg	0.96	0.50	1	12/13/22 08:59	12/13/22 14:47	7439-96-5	
Molybdenum	**2.4**	mg/kg	0.96	0.072	1	12/13/22 08:59	12/13/22 14:47	7439-98-7	
Percent Moisture	Analytical Method: SM 2540G								
	Pace Analytical Services - Indianapolis								
Percent Moisture	**12.8**	%	0.10	0.10	1		12/09/22 19:28		N2
9045 pH Soil	Analytical Method: EPA 9045								
	Pace Analytical Services - Indianapolis								
pH at 25 Degrees C	**7.8**	Std. Units	0.10	0.10	1		12/09/22 19:05		H3
Total Organic Carbon Quad	Analytical Method: EPA 9060								
	Pace Analytical Services - Green Bay								
Total Organic Carbon	**9360**	mg/kg	1550	500	1		12/14/22 07:07	7440-44-0	
Total Organic Carbon	**13300**	mg/kg	1540	498	1		12/14/22 07:12	7440-44-0	
Total Organic Carbon	**10100**	mg/kg	1540	497	1		12/14/22 07:18	7440-44-0	
Total Organic Carbon	**19300**	mg/kg	1550	500	1		12/14/22 07:23	7440-44-0	
Mean Total Organic Carbon	**13000**	mg/kg	1540	499	1		12/14/22 07:07	7440-44-0	
Surrogates									
RSD%	**34.9**	%			1		12/14/22 07:07		

REPORT OF LABORATORY ANALYSIS

This report shall not be reproduced, except in full,
without the written consent of Pace Analytical Services, LLC.

Pace Analytical Services, LLC
7726 Moller Road
Indianapolis, IN 46268
(317)228-3100

ANALYTICAL RESULTS

Project: Harding St Ash Pond System
Pace Project No.: 50332961

Sample: MW-45R (34-36) **Lab ID: 50332961002** Collected: 12/08/22 13:54 Received: 12/08/22 16:15 Matrix: Solid

Results reported on a "dry weight" basis and are adjusted for percent moisture, sample size and any dilutions.

Parameters	Results	Units	Report Limit	MDL	DF	Prepared	Analyzed	CAS No.	Qual
6010 MET ICP	Analytical Method: EPA 6010 Preparation Method: EPA 3050								
	Pace Analytical Services - Indianapolis								
Arsenic	**2.4**	mg/kg	1.0	0.17	1	12/13/22 08:59	12/14/22 10:25	7440-38-2	
Iron	**5610**	mg/kg	49.8	12.7	1	12/13/22 08:59	12/13/22 14:49	7439-89-6	
Lithium	**5.6**	mg/kg	5.0	0.21	1	12/13/22 08:59	12/13/22 14:49	7439-93-2	N2
Manganese	**165**	mg/kg	1.0	0.51	1	12/13/22 08:59	12/13/22 14:49	7439-96-5	
Molybdenum	ND	mg/kg	1.0	0.075	1	12/13/22 08:59	12/13/22 14:49	7439-98-7	
Percent Moisture	Analytical Method: SM 2540G								
	Pace Analytical Services - Indianapolis								
Percent Moisture	**6.7**	%	0.10	0.10	1		12/09/22 19:28		N2
9045 pH Soil	Analytical Method: EPA 9045								
	Pace Analytical Services - Indianapolis								
pH at 25 Degrees C	**8.2**	Std. Units	0.10	0.10	1		12/09/22 19:09		H3
Total Organic Carbon Quad	Analytical Method: EPA 9060								
	Pace Analytical Services - Green Bay								
Total Organic Carbon	**33400**	mg/kg	3670	1190	1		12/15/22 03:18	7440-44-0	
Total Organic Carbon	**36000**	mg/kg	3630	1170	1		12/15/22 03:23	7440-44-0	
Total Organic Carbon	**37100**	mg/kg	3700	1200	1		12/15/22 03:29	7440-44-0	
Total Organic Carbon	**35400**	mg/kg	3680	1190	1		12/15/22 03:34	7440-44-0	
Mean Total Organic Carbon	**35400**	mg/kg	3670	1190	1		12/15/22 03:18	7440-44-0	
Surrogates									
RSD%	**4.4**	%			1		12/15/22 03:18		

REPORT OF LABORATORY ANALYSIS

This report shall not be reproduced, except in full,
without the written consent of Pace Analytical Services, LLC.

Pace Analytical Services, LLC
7726 Moller Road
Indianapolis, IN 46268
(317)228-3100

ANALYTICAL RESULTS

Project: Harding St Ash Pond System
Pace Project No.: 50332961

Sample: MW-5D (74-76) **Lab ID: 50332961003** Collected: 12/08/22 13:21 Received: 12/08/22 16:15 Matrix: Solid

Results reported on a "dry weight" basis and are adjusted for percent moisture, sample size and any dilutions.

Parameters	Results	Units	Report Limit	MDL	DF	Prepared	Analyzed	CAS No.	Qual
6010 MET ICP	Analytical Method: EPA 6010 Preparation Method: EPA 3050								
	Pace Analytical Services - Indianapolis								
Arsenic	**1.9**	mg/kg	1.1	0.19	1	12/13/22 08:59	12/14/22 10:28	7440-38-2	
Iron	**10100**	mg/kg	55.1	14.1	1	12/13/22 08:59	12/13/22 14:52	7439-89-6	
Lithium	ND	mg/kg	5.5	0.23	1	12/13/22 08:59	12/13/22 14:52	7439-93-2	N2
Manganese	**56.8**	mg/kg	1.1	0.57	1	12/13/22 08:59	12/13/22 14:52	7439-96-5	
Molybdenum	**1.5**	mg/kg	1.1	0.083	1	12/13/22 08:59	12/13/22 14:52	7439-98-7	
Percent Moisture	Analytical Method: SM 2540G								
	Pace Analytical Services - Indianapolis								
Percent Moisture	**16.3**	%	0.10	0.10	1		12/09/22 19:28		N2
9045 pH Soil	Analytical Method: EPA 9045								
	Pace Analytical Services - Indianapolis								
pH at 25 Degrees C	**7.7**	Std. Units	0.10	0.10	1		12/09/22 19:06		H3
Total Organic Carbon Quad	Analytical Method: EPA 9060								
	Pace Analytical Services - Green Bay								
Total Organic Carbon	ND	mg/kg	723	234	1		12/14/22 07:53	7440-44-0	
Total Organic Carbon	ND	mg/kg	722	233	1		12/14/22 07:59	7440-44-0	
Total Organic Carbon	ND	mg/kg	718	232	1		12/14/22 08:04	7440-44-0	
Total Organic Carbon	ND	mg/kg	719	233	1		12/14/22 08:09	7440-44-0	
Mean Total Organic Carbon	ND	mg/kg	721	233	1		12/14/22 07:53	7440-44-0	
Surrogates									
RSD%	**11.9**	%			1		12/14/22 07:53		

REPORT OF LABORATORY ANALYSIS

This report shall not be reproduced, except in full,
without the written consent of Pace Analytical Services, LLC.

Pace Analytical Services, LLC
7726 Moller Road
Indianapolis, IN 46268
(317)228-3100

ANALYTICAL RESULTS

Project: Harding St Ash Pond System
Pace Project No.: 50332961

Sample: MW-8D0 (34-36) **Lab ID: 50332961004** Collected: 12/08/22 13:39 Received: 12/08/22 16:15 Matrix: Solid

Results reported on a "dry weight" basis and are adjusted for percent moisture, sample size and any dilutions.

Parameters	Results	Units	Report Limit	MDL	DF	Prepared	Analyzed	CAS No.	Qual
6010 MET ICP	Analytical Method: EPA 6010 Preparation Method: EPA 3050								
	Pace Analytical Services - Indianapolis								
Arsenic	**12.8**	mg/kg	1.0	0.17	1	12/13/22 08:59	12/14/22 10:34	7440-38-2	
Iron	**14200**	mg/kg	51.3	13.1	1	12/13/22 08:59	12/13/22 15:07	7439-89-6	
Lithium	**7.8**	mg/kg	5.1	0.21	1	12/13/22 08:59	12/13/22 15:07	7439-93-2	N2
Manganese	**346**	mg/kg	1.0	0.53	1	12/13/22 08:59	12/13/22 15:07	7439-96-5	
Molybdenum	**2.6**	mg/kg	1.0	0.077	1	12/13/22 08:59	12/13/22 15:07	7439-98-7	
Percent Moisture	Analytical Method: SM 2540G								
	Pace Analytical Services - Indianapolis								
Percent Moisture	**14.2**	%	0.10	0.10	1		12/09/22 19:28		N2
9045 pH Soil	Analytical Method: EPA 9045								
	Pace Analytical Services - Indianapolis								
pH at 25 Degrees C	**7.7**	Std. Units	0.10	0.10	1		12/09/22 19:08		H3
Total Organic Carbon Quad	Analytical Method: EPA 9060								
	Pace Analytical Services - Green Bay								
Total Organic Carbon	**888**	mg/kg	699	226	1		12/14/22 09:00	7440-44-0	
Total Organic Carbon	**988**	mg/kg	697	225	1		12/14/22 09:06	7440-44-0	
Total Organic Carbon	**959**	mg/kg	694	224	1		12/14/22 09:12	7440-44-0	
Total Organic Carbon	**922**	mg/kg	693	224	1		12/14/22 09:18	7440-44-0	
Mean Total Organic Carbon	**939**	mg/kg	696	225	1		12/14/22 09:00	7440-44-0	
Surrogates									
RSD%	**4.6**	%			1		12/14/22 09:00		

REPORT OF LABORATORY ANALYSIS

This report shall not be reproduced, except in full,
without the written consent of Pace Analytical Services, LLC.

Pace Analytical Services, LLC
7726 Moller Road
Indianapolis, IN 46268
(317)228-3100

QUALITY CONTROL DATA

Project: Harding St Ash Pond System
Pace Project No.: 50332961

QC Batch: 710615
QC Batch Method: EPA 3050
Analysis Method: EPA 6010
Analysis Description: 6010 MET
Laboratory: Pace Analytical Services - Indianapolis
Associated Lab Samples: 50332961001, 50332961002, 50332961003, 50332961004

METHOD BLANK: 3265812 Matrix: Solid
Associated Lab Samples: 50332961001, 50332961002, 50332961003, 50332961004

Parameter	Units	Blank Result	Reporting Limit	MDL	Analyzed	Qualifiers
Arsenic	mg/kg	ND	1.0	0.17	12/14/22 09:56	
Iron	mg/kg	ND	50.0	12.8	12/13/22 13:55	
Lithium	mg/kg	ND	5.0	0.21	12/13/22 13:55	N2
Manganese	mg/kg	ND	1.0	0.52	12/13/22 13:55	
Molybdenum	mg/kg	ND	1.0	0.075	12/13/22 13:55	

LABORATORY CONTROL SAMPLE: 3265813

Parameter	Units	Spike Conc.	LCS Result	LCS % Rec	% Rec Limits	Qualifiers
Arsenic	mg/kg	50	51.0	102	80-120	
Iron	mg/kg	500	508	102	80-120	
Lithium	mg/kg	50	51.1	102	80-120	N2
Manganese	mg/kg	50	50.4	101	80-120	
Molybdenum	mg/kg	50	53.2	106	80-120	

MATRIX SPIKE & MATRIX SPIKE DUPLICATE: 3265814 3265815

Parameter	Units	50332961003 Result	MS Spike Conc.	MSD Spike Conc.	MS Result	MSD Result	MS % Rec	MSD % Rec	% Rec Limits	RPD	Max RPD	Qual
Arsenic	mg/kg	1.9	42.4	43.9	38.3	40.3	87	88	75-125	5	20	
Iron	mg/kg	10100	424	439	7450	9600	-235	262	75-125	25	20	P6,R1
Lithium	mg/kg	ND	42.4	43.9	40.7	43.3	87	90	75-125	6	20	N2
Manganese	mg/kg	56.8	42.4	43.9	75.2	94.4	65	107	75-125	23	20	M0,R1
Molybdenum	mg/kg	1.5	42.4	43.9	38.2	39.8	87	88	75-125	4	20	

Results presented on this page are in the units indicated by the "Units" column except where an alternate unit is presented to the right of the result.

REPORT OF LABORATORY ANALYSIS

This report shall not be reproduced, except in full,
without the written consent of Pace Analytical Services, LLC.

Pace Analytical Services, LLC
7726 Moller Road
Indianapolis, IN 46268
(317)228-3100

QUALITY CONTROL DATA

Project: Harding St Ash Pond System
Pace Project No.: 50332961

QC Batch: 710392
QC Batch Method: SM 2540G
Analysis Method: SM 2540G
Analysis Description: Dry Weight/Percent Moisture
Laboratory: Pace Analytical Services - Indianapolis
Associated Lab Samples: 50332961001, 50332961002, 50332961003, 50332961004

SAMPLE DUPLICATE: 3264667

Parameter	Units	50332666001 Result	Dup Result	RPD	Max RPD	Qualifiers
Percent Moisture	%	93.1	93.4	0	5	N2

SAMPLE DUPLICATE: 3264668

Parameter	Units	50332961003 Result	Dup Result	RPD	Max RPD	Qualifiers
Percent Moisture	%	16.3	17.3	6	5	N2,R1

Results presented on this page are in the units indicated by the "Units" column except where an alternate unit is presented to the right of the result.

REPORT OF LABORATORY ANALYSIS

This report shall not be reproduced, except in full,
without the written consent of Pace Analytical Services, LLC.

Pace Analytical Services, LLC
7726 Moller Road
Indianapolis, IN 46268
(317)228-3100

QUALITY CONTROL DATA

Project: Harding St Ash Pond System
Pace Project No.: 50332961

QC Batch: 710289
QC Batch Method: EPA 9045
Analysis Method: EPA 9045
Analysis Description: 9045 pH
Laboratory: Pace Analytical Services - Indianapolis
Associated Lab Samples: 50332961001, 50332961002, 50332961003, 50332961004

SAMPLE DUPLICATE: 3264219

Parameter	Units	50332898001 Result	Dup Result	RPD	Max RPD	Qualifiers
pH at 25 Degrees C	Std. Units	8.4	8.4	0	2	H3

SAMPLE DUPLICATE: 3264220

Parameter	Units	50332961003 Result	Dup Result	RPD	Max RPD	Qualifiers
pH at 25 Degrees C	Std. Units	7.7	7.8	1	2	H3

Results presented on this page are in the units indicated by the "Units" column except where an alternate unit is presented to the right of the result.

REPORT OF LABORATORY ANALYSIS

This report shall not be reproduced, except in full,
without the written consent of Pace Analytical Services, LLC.

Pace Analytical Services, LLC
7726 Moller Road
Indianapolis, IN 46268
(317)228-3100

QUALITY CONTROL DATA

Project: Harding St Ash Pond System
Pace Project No.: 50332961

QC Batch: 433707 | Analysis Method: EPA 9060
QC Batch Method: EPA 9060 | Analysis Description: 9060 TOC Average
Laboratory: Pace Analytical Services - Green Bay
Associated Lab Samples: 50332961001, 50332961002, 50332961003, 50332961004

METHOD BLANK: 2496374 Matrix: Solid
Associated Lab Samples: 50332961001, 50332961002, 50332961003, 50332961004

Parameter	Units	Blank Result	Reporting Limit	MDL	Analyzed	Qualifiers
Mean Total Organic Carbon	mg/kg	ND	600	194	12/14/22 06:03	

LABORATORY CONTROL SAMPLE: 2496375

Parameter	Units	Spike Conc.	LCS Result	LCS % Rec	% Rec Limits	Qualifiers
Mean Total Organic Carbon	mg/kg	120000	116000	97	80-120	

MATRIX SPIKE & MATRIX SPIKE DUPLICATE: 2496376 2496377

Parameter	Units	50332961003 Result	MS Spike Conc.	MSD Spike Conc.	MS Result	MSD Result	MS % Rec	MSD % Rec	% Rec Limits	RPD	Max RPD	Qual
Mean Total Organic Carbon	mg/kg	ND	7200	7180	6630	6350	89	86	50-152	4	20	

Results presented on this page are in the units indicated by the "Units" column except where an alternate unit is presented to the right of the result.

REPORT OF LABORATORY ANALYSIS

This report shall not be reproduced, except in full,
without the written consent of Pace Analytical Services, LLC.

Pace Analytical Services, LLC
7726 Moller Road
Indianapolis, IN 46268
(317)228-3100

QUALIFIERS

Project: Harding St Ash Pond System
Pace Project No.: 50332961

DEFINITIONS

DF - Dilution Factor, if reported, represents the factor applied to the reported data due to dilution of the sample aliquot.

ND - Not Detected at or above adjusted reporting limit.

TNTC - Too Numerous To Count

J - Estimated concentration above the adjusted method detection limit and below the adjusted reporting limit.

MDL - Adjusted Method Detection Limit.

PQL - Practical Quantitation Limit.

RL - Reporting Limit - The lowest concentration value that meets project requirements for quantitative data with known precision and bias for a specific analyte in a specific matrix.

S - Surrogate

1,2-Diphenylhydrazine decomposes to and cannot be separated from Azobenzene using Method 8270. The result for each analyte is a combined concentration.

Consistent with EPA guidelines, unrounded data are displayed and have been used to calculate % recovery and RPD values.

LCS(D) - Laboratory Control Sample (Duplicate)

MS(D) - Matrix Spike (Duplicate)

DUP - Sample Duplicate

RPD - Relative Percent Difference

NC - Not Calculable.

SG - Silica Gel - Clean-Up

U - Indicates the compound was analyzed for, but not detected.

N-Nitrosodiphenylamine decomposes and cannot be separated from Diphenylamine using Method 8270. The result reported for each analyte is a combined concentration.

Reported results are not rounded until the final step prior to reporting. Therefore, calculated parameters that are typically reported as "Total" may vary slightly from the sum of the reported component parameters.

Pace Analytical is TNI accredited. Contact your Pace PM for the current list of accredited analytes.

TNI - The NELAC Institute.

ANALYTE QUALIFIERS

H3	Sample was received or analysis requested beyond the recognized method holding time.
M0	Matrix spike recovery and/or matrix spike duplicate recovery was outside laboratory control limits.
N2	The lab does not hold NELAC/TNI accreditation for this parameter but other accreditations/certifications may apply. A complete list of accreditations/certifications is available upon request.
P6	Matrix spike recovery was outside laboratory control limits due to a parent sample concentration notably higher than the spike level.
R1	RPD value was outside control limits.

This report shall not be reproduced, except in full,
without the written consent of Pace Analytical Services, LLC.

Pace Analytical Services, LLC
7726 Moller Road
Indianapolis, IN 46268
(317)228-3100

QUALITY CONTROL DATA CROSS REFERENCE TABLE

Project: Harding St Ash Pond System
Pace Project No.: 50332961

Lab ID	Sample ID	QC Batch Method	QC Batch	Analytical Method	Analytical Batch
50332961001	**MW-2D1 (77-79)**	EPA 3050	710615	EPA 6010	710848
50332961002	**MW-45R (34-36)**	EPA 3050	710615	EPA 6010	710848
50332961003	**MW-5D (74-76)**	EPA 3050	710615	EPA 6010	710848
50332961004	**MW-8D0 (34-36)**	EPA 3050	710615	EPA 6010	710848
50332961001	**MW-2D1 (77-79)**	SM 2540G	710392		
50332961002	**MW-45R (34-36)**	SM 2540G	710392		
50332961003	**MW-5D (74-76)**	SM 2540G	710392		
50332961004	**MW-8D0 (34-36)**	SM 2540G	710392		
50332961001	**MW-2D1 (77-79)**	EPA 9045	710289		
50332961002	**MW-45R (34-36)**	EPA 9045	710289		
50332961003	**MW-5D (74-76)**	EPA 9045	710289		
50332961004	**MW-8D0 (34-36)**	EPA 9045	710289		
50332961001	**MW-2D1 (77-79)**	EPA 9060	433707		
50332961001	**MW-2D1 (77-79)**	EPA 9060	433708		
50332961002	**MW-45R (34-36)**	EPA 9060	433707		
50332961002	**MW-45R (34-36)**	EPA 9060	433708		
50332961003	**MW-5D (74-76)**	EPA 9060	433707		
50332961003	**MW-5D (74-76)**	EPA 9060	433708		
50332961004	**MW-8D0 (34-36)**	EPA 9060	433707		
50332961004	**MW-8D0 (34-36)**	EPA 9060	433708		

This report shall not be reproduced, except in full,
without the written consent of Pace Analytical Services, LLC.

WO# : 50332961

50332961

Pace

ytical Request Document

Submitting a sample via this chain of custody con NT. All relevant fields must be completed accurately.

ons found at https://info.pacelabs.com/hubfs/pas-standard-terms.pdf.

Page : 1 Of 1

Section A
Required Client Information:

Company:	Atlas Indianapolis
Address:	7988 Centerpoint Drive
	Suite 100, Indianapolis, IN 46256
Email:	mark.breting@oneatlas.com
Phone:	317-313-8306 Fax:
Requested Due Date:	

Section B
Required Project Information:

Report To:	Mark Breting
Copy To:	
Purchase Order #:	
Project Name:	Harding St Ash Pond System
Project #:	

Attention:	Accounts Payable - Paula Sedam
Company Name:	Atlas Indianapolis
Address:	
Pace Quote:	
Pace Project Manager:	hayden.putt@pacelabs.com,
Pace Profile #:	10498/34

Regulatory Agency

State / Location
IN

SAMPLE ID
One Character per box.
(A-Z, 0-9 / , -)
Sample Ids must be unique

MATRIX	CODE
Drinking Water	DW
Water	WT
Waste Water	WW
Product	P
Soil/Solid	SL
Oil	OL
Wipe	WP
Air	AR
Other	OT
Tissue	TS

ITEM #	SAMPLE ID	MATRIX CODE (see valid codes to left)	SAMPLE TYPE (G=GRAB C=COMP)	COLLECTED START DATE	COLLECTED START TIME	COLLECTED END DATE	COLLECTED END TIME	SAMPLE TEMP AT COLLECTION	# OF CONTAINERS	Preservatives: Unpreserved	H2SO4	HNO3	HCl	NaOH	Na2S2O3	Methanol	Other	Analyses Test Y/N	As, Mo, Mn, Fe, Li by 6010	pH by 9045	TOC by 9060 to Pace GB	Residual Chlorine (Y/N)	
1	mw-2D1 (77-79)	SL	G			12/8/22	1313		2	2									X	X	X		001
2	mw-4SR (34-36)	↓	↓			↓	1354		2	2									X	X	X		002
3	mw-5D (74-76) MS/MSD						1321		6	6									X	X	X		003
4	mw-8D0 (34-36)						1339		2	2									X	X	X		004
5																							
6																							
7																							
8																							
9																							
10																							
11																							
12																							

ADDITIONAL COMMENTS	RELINQUISHED BY / AFFILIATION	DATE	TIME	ACCEPTED BY / AFFILIATION	DATE	TIME	SAMPLE CONDITIONS			
		12-8-22			12/8/22	1506				
		12/8/22	1615		12/8/22	1615	0.1	Y	N	Y

SAMPLER NAME AND SIGNATURE

PRINT Name of SAMPLER: Colton Palmer

SIGNATURE of SAMPLER: Colton Palmer

DATE Signed: 12-8-22

TEMP in C	Received on Ice (Y/N)	Custody Sealed Cooler (Y/N)	Samples Intact (Y/N)

SAMPLE CONDITION UPON RECEIPT FORM

Date/Time and Initials of person examining contents: DD 12/8/22 1850

1. **Courier:** ☐ FED EX ☐ UPS ☑ CLIENT ☐ PACE ☐ USPS ☐ OTHER _____
2. **Custody Seal on Cooler/Box Present:** ☐ Yes ☑ No
   (If yes)Seals Intact: ☐ Yes ☐ No **(leave blank if no seals were present)**
3. **Thermometer:** 1 2 3 4 5 6 A B C D E F
4. **Cooler Temperature(s):** 1.0/0.1 | | | |
   (Initial/Corrected) RECORD TEMPS OF ALL COOLERS RECEIVED (use Comments below to add more)
5. **Packing Material:** ☐ Bubble Wrap ☑ Bubble Bags ☐ None ☐ Other _____
6. **Ice Type:** ☑ Wet ☐ Blue ☐ None
7. **If temp. is over 6°C or under 0°C, was the PM notified?:** ☐ Yes ☐ No
   Cooler temp should be above freezing to 6°C

All discrepancies will be written out in the comments section below.

	Yes	No		Yes	No	N/A
USDA Regulated Soils? (HI, ID, NY, WA, OR,CA, NM, TX, OK, AR, LA, TN, AL, MS, NC, SC, GA, FL, or Puerto Rico)		✓	All containers needing acid/base preservation have been pH CHECKED?: **Exceptions: VOA, coliform, LLHg, O&G, RAD CHEM, and any container with a septum cap or preserved with HCl.** **Circle: HNO3 (<2) H2SO4 (<2) NaOH (>10) NaOH/ZnAc (>9)** Any non-conformance to pH recommendations will be noted on the container count form			✓
Short Hold Time Analysis (48 hours or less)? Analysis:		✓				
Time 5035A TC placed in Freezer or Short Holds To Lab	Time:		Residual Chlorine Check (SVOC 625 Pest/PCB 608)	Present	Absent	N/A ✓
Rush TAT Requested (4 days or less):		✓	Residual Chlorine Check (Total/Amenable/Free Cyanide)			✓
Custody Signatures Present?	✓		Headspace Wisconsin Sulfide?			✓
Containers Intact?:	✓		Headspace in VOA Vials (>6mm): See Containter Count form for details	Present	Absent	No VOA Vials Sent ✓
Sample Label (IDs/Dates/Times) Match COC?: Except TCs, which only require sample ID	✓		Trip Blank Present?			
Extra labels on Terracore Vials? (soils only)			Trip Blank Custody Seals?:			

COMMENTS:

COC PAGE ____ of ____

Sample Container Count

** Place a RED dot on containers that are out of conformance **

		MeOH (only)		VIALS						AMBER GLASS							PLASTIC									OTHER					Nitric	Sulfuric	Sodium Hydroxide	Sodium Hydroxide/ ZnAc
		SBS																													Red	Yellow	Green	Black
COC Line Item	WGFU	DI	R	DG9H VG9H	VOA VIAL HS (>6mm)	VG9U	DG9U	VG9T	AG0U	AG1H	AG1U	AG2U	AG3S	AG3SF	AG3C	BP1U	BP1N	BP2U	BP3U	BP3N	BP3F	BP3S	BP3B	BP3Z	CG3H	CG3F	Syringe Kit		Matrix	HNO3 <2	H2SO4 <2	NaOH >10	NaOH/Zn Ac >9
1	/								/																			SL				
2	/								/																							
3	3								3																							
4	/								/																			V				
5																																
6																																
7																																
8																																
9																																
10																																
11																																
12																																

Container Codes

Glass

DG9H	40mL HCl amber voa vial	BG1T	1L Na Thiosulfate clear glass	BP1B	1L NaOH plastic
DG9P	40mL TSP amber vial	BG1U	1L unpreserved glass	BP1N	1L HNO3 plastic
DG9S	40mL H2SO4 amber vial	BG3H	250mL HCl Clear Glass	BP1S	1L H2SO4 plastic
DG9T	40mL Na Thio amber vial	BG3U	250mL Unpres Clear Glass	BP1U	1L unpreserved plastic
DG9U	40mL unpreserved amber vial	AG0U	100mL unpres amber glass	BP1Z	1L NaOH, Zn, Ac
VG9H	40mL HCl clear vial	AG1H	1L HCl amber glass	BP2N	500mL HNO3 plastic
VG9T	40mL Na Thio. clear vial	AG1S	1L H2SO4 amber glass	BP2C	500mL NaOH plastic
VG9U	40mL unpreserved clear vial	AG1T	1L Na Thiosulfate amber glass	BP2S	500mL H2SO4 plastic
I	40mL w/hexane wipe vial	AG1U	1liter unpres amber glass	BP2U	500mL unpreserved plastic
WGKU	8oz unpreserved clear jar	AG2N	500mL HNO3 amber glass	BP2Z	500mL NaOH, Zn Ac
WGFU	4oz clear soil jar	AG2S	500mL H2SO4 amber glass	BP3B	250mL NaOH plastic
JGFU	4oz unpreserved amber wide	AG2U	500mL unpres amber glass	BP3N	250mL HNO3 plastic
CG3H	250mL clear glass HCl	AG3S	250mL H2SO4 amber glass	BP3F	250mL HNO3 plastic-field filtered
CG3F	250mL clear glass HCl, Field Filter	AG3SF	250mL H2SO4 amb glass -field filtered	BP3U	250mL unpreserved plastic
BG1H	1L HCl clear glass	AG3U	250mL unpres amber glass	BP3S	250mL H2SO4 plastic
BG1S	1L H2SO4 clear glass	AG3C	250mL NaOH amber glass	BP3Z	250mL NaOH, ZnAc plastic

Plastic

BP4U	125mL unpreserved plastic
BP4N	125mL HNO3 plastic
BP4S	125mL H2SO4 plastic

Miscellaneous

Syringe Kit	LL Cr+6 sampling kit
ZPLC	Ziploc Bag
R	Terracore Kit
SP5T	120mL Coliform Sodium Thiosulfate
GN	General Container
U	Summa Can (air sample)
WT	Water
SL	Solid Solid
OL:	Oil
NAL	Non-aqueous liquid
WP	Wipe

ATTACHMENT C

PREDICTION LIMITS DOCUMENTATION

NOVEMBER 2021

Table C-1

Upgradient Data

Constituent	Units	Well	Date		Result	Adjusted	
Antimony, Total	ug/L	MW-15I	09/18/2018	ND	1.0000		
Antimony, Total	ug/L	MW-15I	11/29/2018	ND	1.0000		
Antimony, Total	ug/L	MW-15I	02/04/2019	ND	1.0000		
Antimony, Total	ug/L	MW-15I	03/25/2019	ND	1.0000		
Antimony, Total	ug/L	MW-15I	05/14/2019	ND	1.0000		
Antimony, Total	ug/L	MW-15I	07/24/2019	ND	1.0000		
Antimony, Total	ug/L	MW-15I	11/05/2019	ND	1.0000		
Antimony, Total	ug/L	MW-15I	01/29/2020	ND	1.0000		
Antimony, Total	ug/L	MW-15I	05/27/2020	ND	1.0000		
Antimony, Total	ug/L	MW-15I	11/03/2020	ND	1.0000		
Antimony, Total	ug/L	MW-15I	05/06/2021	ND	1.0000		
Antimony, Total	ug/L	MW-15I	11/03/2021	ND	1.0000		
Arsenic, Total	ug/L	MW-15I	09/18/2018	ND	1.0000		
Arsenic, Total	ug/L	MW-15I	11/29/2018	ND	1.0000		
Arsenic, Total	ug/L	MW-15I	02/04/2019	ND	1.0000		
Arsenic, Total	ug/L	MW-15I	03/25/2019	ND	1.0000		
Arsenic, Total	ug/L	MW-15I	05/14/2019	ND	1.0000		
Arsenic, Total	ug/L	MW-15I	07/24/2019	ND	1.0000		
Arsenic, Total	ug/L	MW-15I	11/05/2019	ND	1.0000		
Arsenic, Total	ug/L	MW-15I	01/29/2020	ND	1.0000		
Arsenic, Total	ug/L	MW-15I	05/27/2020	ND	1.0000		
Arsenic, Total	ug/L	MW-15I	11/03/2020	ND	1.0000		
Arsenic, Total	ug/L	MW-15I	05/06/2021	ND	1.0000		
Arsenic, Total	ug/L	MW-15I	11/03/2021	ND	1.0000		
Barium, Total	ug/L	MW-15I	09/18/2018		62.1000		
Barium, Total	ug/L	MW-15I	11/29/2018		66.0000		
Barium, Total	ug/L	MW-15I	02/04/2019		77.1000		
Barium, Total	ug/L	MW-15I	03/25/2019		78.8000		
Barium, Total	ug/L	MW-15I	05/14/2019		78.1000		
Barium, Total	ug/L	MW-15I	07/24/2019		66.2000		
Barium, Total	ug/L	MW-15I	11/05/2019		59.0000		
Barium, Total	ug/L	MW-15I	01/29/2020		56.6000		
Barium, Total	ug/L	MW-15I	05/27/2020		72.8000		

* - Outlier for that well and constituent.
** - ND value replaced with median RL.
*** - ND value replaced with manual RL.
ND = Not detected, Result = detection limit.

Table C-1

Upgradient Data

Constituent	Units	Well	Date		Result	Adjusted	
Barium, Total	ug/L	MW-15I	11/03/2020		61.9000		
Barium, Total	ug/L	MW-15I	05/06/2021		67.4000		
Barium, Total	ug/L	MW-15I	11/03/2021		67.9000		
Beryllium, Total	ug/L	MW-15I	09/18/2018	ND	0.2000		
Beryllium, Total	ug/L	MW-15I	11/29/2018	ND	0.2000		
Beryllium, Total	ug/L	MW-15I	02/04/2019	ND	0.2000		
Beryllium, Total	ug/L	MW-15I	03/25/2019	ND	0.2000		
Beryllium, Total	ug/L	MW-15I	05/14/2019	ND	0.2000		
Beryllium, Total	ug/L	MW-15I	07/24/2019	ND	0.2000		
Beryllium, Total	ug/L	MW-15I	11/05/2019	ND	0.2000		
Beryllium, Total	ug/L	MW-15I	01/29/2020	ND	0.2000		
Beryllium, Total	ug/L	MW-15I	05/27/2020	ND	0.2000		
Beryllium, Total	ug/L	MW-15I	11/03/2020	ND	0.2000		
Beryllium, Total	ug/L	MW-15I	05/06/2021	ND	0.2000		
Cadmium, Total	ug/L	MW-15I	09/18/2018	ND	2.0000		
Cadmium, Total	ug/L	MW-15I	11/29/2018	ND	2.0000		
Cadmium, Total	ug/L	MW-15I	02/04/2019	ND	2.0000		
Cadmium, Total	ug/L	MW-15I	03/25/2019	ND	2.0000		
Cadmium, Total	ug/L	MW-15I	05/14/2019	ND	2.0000		
Cadmium, Total	ug/L	MW-15I	07/24/2019	ND	2.0000		
Cadmium, Total	ug/L	MW-15I	11/05/2019	ND	2.0000		
Cadmium, Total	ug/L	MW-15I	01/29/2020	ND	1.0000	2.0000	**
Cadmium, Total	ug/L	MW-15I	05/27/2020	ND	2.0000		
Cadmium, Total	ug/L	MW-15I	05/06/2021	ND	2.0000		
Cadmium, Total	ug/L	MW-15I	11/03/2021	ND	2.0000		
Chromium, Total	ug/L	MW-15I	09/18/2018	ND	10.0000		
Chromium, Total	ug/L	MW-15I	11/29/2018	ND	10.0000		
Chromium, Total	ug/L	MW-15I	02/04/2019	ND	10.0000		
Chromium, Total	ug/L	MW-15I	03/25/2019	ND	10.0000		
Chromium, Total	ug/L	MW-15I	05/14/2019	ND	10.0000		
Chromium, Total	ug/L	MW-15I	07/24/2019	ND	10.0000		
Chromium, Total	ug/L	MW-15I	11/05/2019	ND	10.0000		
Chromium, Total	ug/L	MW-15I	01/29/2020	ND	20.0000	10.0000	**

* - Outlier for that well and constituent.
** - ND value replaced with median RL.
*** - ND value replaced with manual RL.
ND = Not detected, Result = detection limit.

Table C-1

Upgradient Data

Constituent	Units	Well	Date		Result	Adjusted	
Chromium, Total	ug/L	MW-15I	05/27/2020	ND	10.0000		
Chromium, Total	ug/L	MW-15I	11/03/2020	ND	10.0000		
Chromium, Total	ug/L	MW-15I	05/06/2021	ND	10.0000		
Chromium, Total	ug/L	MW-15I	11/03/2021	ND	10.0000		
Cobalt, Total	ug/L	MW-15I	09/18/2018	ND	1.0000		
Cobalt, Total	ug/L	MW-15I	11/29/2018	ND	1.0000		
Cobalt, Total	ug/L	MW-15I	02/04/2019	ND	1.0000		
Cobalt, Total	ug/L	MW-15I	03/25/2019	ND	1.0000		
Cobalt, Total	ug/L	MW-15I	05/14/2019	ND	1.0000		
Cobalt, Total	ug/L	MW-15I	07/24/2019	ND	1.0000		
Cobalt, Total	ug/L	MW-15I	11/05/2019	ND	1.0000		
Cobalt, Total	ug/L	MW-15I	01/29/2020	ND	1.0000		
Cobalt, Total	ug/L	MW-15I	05/27/2020	ND	1.0000		
Cobalt, Total	ug/L	MW-15I	11/03/2020	ND	1.0000		
Cobalt, Total	ug/L	MW-15I	05/06/2021	ND	1.0000		
Cobalt, Total	ug/L	MW-15I	11/03/2021	ND	1.0000		
Fluoride	mg/L	MW-15I	09/18/2018		0.1100		
Fluoride	mg/L	MW-15I	11/29/2018		0.1300		
Fluoride	mg/L	MW-15I	02/04/2019		0.1200		
Fluoride	mg/L	MW-15I	03/25/2019		0.1300		
Fluoride	mg/L	MW-15I	05/14/2019		0.1100		
Fluoride	mg/L	MW-15I	07/24/2019	ND	0.1000		
Fluoride	mg/L	MW-15I	11/05/2019	ND	0.1000		
Fluoride	mg/L	MW-15I	01/29/2020		0.1200		
Fluoride	mg/L	MW-15I	05/27/2020		0.1200		
Fluoride	mg/L	MW-15I	11/03/2020	ND	0.1000		
Fluoride	mg/L	MW-15I	05/06/2021	ND	0.1000		
Fluoride	mg/L	MW-15I	11/03/2021	ND	0.1000		
Lead, Total	ug/L	MW-15I	09/18/2018	ND	10.0000		
Lead, Total	ug/L	MW-15I	11/29/2018	ND	10.0000		
Lead, Total	ug/L	MW-15I	02/04/2019	ND	10.0000		
Lead, Total	ug/L	MW-15I	03/25/2019	ND	10.0000		
Lead, Total	ug/L	MW-15I	05/14/2019	ND	10.0000		

* - Outlier for that well and constituent.
** - ND value replaced with median RL.
*** - ND value replaced with manual RL.
ND = Not detected, Result = detection limit.

Table C-1

Upgradient Data

Constituent	Units	Well	Date		Result	Adjusted	
Lead, Total	ug/L	MW-15I	07/24/2019	ND	10.0000		
Lead, Total	ug/L	MW-15I	11/05/2019	ND	10.0000		
Lead, Total	ug/L	MW-15I	01/29/2020	ND	10.0000		
Lead, Total	ug/L	MW-15I	05/27/2020	ND	10.0000		
Lead, Total	ug/L	MW-15I	11/03/2020	ND	10.0000		
Lead, Total	ug/L	MW-15I	05/06/2021	ND	10.0000		
Lead, Total	ug/L	MW-15I	11/03/2021	ND	10.0000		
Lithium, Total	ug/L	MW-15I	09/18/2018	ND	20.0000		
Lithium, Total	ug/L	MW-15I	11/29/2018	ND	20.0000		
Lithium, Total	ug/L	MW-15I	02/04/2019	ND	20.0000		
Lithium, Total	ug/L	MW-15I	03/25/2019	ND	20.0000		
Lithium, Total	ug/L	MW-15I	05/14/2019	ND	20.0000		
Lithium, Total	ug/L	MW-15I	07/24/2019	ND	20.0000		
Lithium, Total	ug/L	MW-15I	11/05/2019	ND	20.0000		
Lithium, Total	ug/L	MW-15I	01/29/2020	ND	20.0000		
Lithium, Total	ug/L	MW-15I	05/27/2020	ND	20.0000		
Lithium, Total	ug/L	MW-15I	11/03/2020	ND	20.0000		
Lithium, Total	ug/L	MW-15I	05/06/2021	ND	20.0000		
Lithium, Total	ug/L	MW-15I	11/03/2021	ND	20.0000		
Mercury	ug/L	MW-15I	09/18/2018	ND	2.0000		
Mercury	ug/L	MW-15I	11/29/2018	ND	2.0000		
Mercury	ug/L	MW-15I	02/04/2019	ND	2.0000		
Mercury	ug/L	MW-15I	03/25/2019	ND	2.0000		
Mercury	ug/L	MW-15I	05/14/2019	ND	2.0000		
Mercury	ug/L	MW-15I	07/24/2019	ND	2.0000		
Mercury	ug/L	MW-15I	11/05/2019	ND	2.0000		
Mercury	ug/L	MW-15I	01/29/2020	ND	0.2000	2.0000	**
Mercury	ug/L	MW-15I	05/27/2020	ND	2.0000		
Mercury	ug/L	MW-15I	05/06/2021	ND	2.0000		
Molybdenum, Total	ug/L	MW-15I	09/18/2018	ND	10.0000		
Molybdenum, Total	ug/L	MW-15I	11/29/2018	ND	10.0000		
Molybdenum, Total	ug/L	MW-15I	02/04/2019	ND	10.0000		
Molybdenum, Total	ug/L	MW-15I	03/25/2019	ND	10.0000		

* - Outlier for that well and constituent.
** - ND value replaced with median RL.
*** - ND value replaced with manual RL.
ND = Not detected, Result = detection limit.

Table C-1

Upgradient Data

Constituent	Units	Well	Date		Result	Adjusted	
Molybdenum, Total	ug/L	MW-15I	05/14/2019	ND	10.0000		
Molybdenum, Total	ug/L	MW-15I	07/24/2019	ND	10.0000		
Molybdenum, Total	ug/L	MW-15I	11/05/2019	ND	10.0000		
Molybdenum, Total	ug/L	MW-15I	01/29/2020	ND	10.0000		
Molybdenum, Total	ug/L	MW-15I	05/27/2020	ND	10.0000		
Molybdenum, Total	ug/L	MW-15I	11/03/2020	ND	10.0000		
Molybdenum, Total	ug/L	MW-15I	05/06/2021	ND	10.0000		
Molybdenum, Total	ug/L	MW-15I	11/03/2021	ND	10.0000		
Selenium, Total	ug/L	MW-15I	09/18/2018		1.9000		
Selenium, Total	ug/L	MW-15I	11/29/2018		1.9000		
Selenium, Total	ug/L	MW-15I	02/04/2019		2.1000		
Selenium, Total	ug/L	MW-15I	03/25/2019		1.9000		
Selenium, Total	ug/L	MW-15I	05/14/2019		1.5000		
Selenium, Total	ug/L	MW-15I	07/24/2019	ND	1.0000		
Selenium, Total	ug/L	MW-15I	11/05/2019	ND	1.0000		
Selenium, Total	ug/L	MW-15I	01/29/2020		1.7000		
Selenium, Total	ug/L	MW-15I	05/27/2020	ND	1.0000		
Selenium, Total	ug/L	MW-15I	11/03/2020		2.0000		
Selenium, Total	ug/L	MW-15I	05/06/2021		1.7000		
Selenium, Total	ug/L	MW-15I	11/03/2021		1.0000		
Thallium, Total	ug/L	MW-15I	09/18/2018	ND	1.0000		
Thallium, Total	ug/L	MW-15I	11/29/2018	ND	1.0000		
Thallium, Total	ug/L	MW-15I	02/04/2019	ND	1.0000		
Thallium, Total	ug/L	MW-15I	03/25/2019	ND	1.0000		
Thallium, Total	ug/L	MW-15I	05/14/2019	ND	1.0000		
Thallium, Total	ug/L	MW-15I	07/24/2019	ND	1.0000		
Thallium, Total	ug/L	MW-15I	11/05/2019	ND	1.0000		
Thallium, Total	ug/L	MW-15I	01/29/2020	ND	1.0000		
Thallium, Total	ug/L	MW-15I	05/27/2020	ND	1.0000		
Thallium, Total	ug/L	MW-15I	05/06/2021	ND	1.0000		
Total Radium	pCi/L	MW-15I	09/18/2018		0.7100		
Total Radium	pCi/L	MW-15I	11/29/2018		0.7930		
Total Radium	pCi/L	MW-15I	02/04/2019		0.8490		

* - Outlier for that well and constituent.
** - ND value replaced with median RL.
*** - ND value replaced with manual RL.
ND = Not detected, Result = detection limit.

Table C-1

Upgradient Data

Constituent	Units	Well	Date		Result	Adjusted	
Total Radium	pCi/L	MW-15I	03/25/2019		1.6500		
Total Radium	pCi/L	MW-15I	05/14/2019		1.6300		
Total Radium	pCi/L	MW-15I	07/24/2019		1.6200		
Total Radium	pCi/L	MW-15I	11/05/2019	ND	1.4600		
Total Radium	pCi/L	MW-15I	01/29/2020		0.5700		
Total Radium	pCi/L	MW-15I	05/27/2020		1.0500		
Total Radium	pCi/L	MW-15I	11/03/2020		0.6830		
Total Radium	pCi/L	MW-15I	05/06/2021		0.9160		
Total Radium	pCi/L	MW-15I	11/03/2021		1.1800		

* - Outlier for that well and constituent.
** - ND value replaced with median RL.
*** - ND value replaced with manual RL.
ND = Not detected, Result = detection limit.

Table C-2

Most Current Downgradient Monitoring Data

Constituent	Units	Well	Date		Result		Pred. Limit
Antimony, Total	ug/L	MW-10S	11/02/2021	ND	1.0000		1.0000
Antimony, Total	ug/L	MW-11S	11/01/2021	ND	1.0000		1.0000
Antimony, Total	ug/L	MW-12S	11/01/2021		2.8000	***	1.0000
Antimony, Total	ug/L	MW-13S	11/02/2021	ND	1.0000		1.0000
Antimony, Total	ug/L	MW-1S	11/03/2021	ND	1.0000	**	1.0000
Antimony, Total	ug/L	MW-2S	11/01/2021	ND	1.0000		1.0000
Antimony, Total	ug/L	MW-3S	11/01/2021		7.3000	***	1.0000
Antimony, Total	ug/L	MW-4S	11/01/2021	ND	1.0000		1.0000
Antimony, Total	ug/L	MW-5S	11/01/2021	ND	1.0000		1.0000
Antimony, Total	ug/L	MW-6S	11/01/2021	ND	1.0000		1.0000
Antimony, Total	ug/L	MW-7S	11/02/2021	ND	1.0000		1.0000
Antimony, Total	ug/L	MW-8S	11/04/2021	ND	1.0000		1.0000
Antimony, Total	ug/L	MW-9S	11/09/2020		7.3000	***	1.0000
Arsenic, Total	ug/L	MW-10S	11/02/2021		429.0000	***	1.0000
Arsenic, Total	ug/L	MW-11S	11/01/2021		2.2000	***	1.0000
Arsenic, Total	ug/L	MW-12S	11/01/2021		43.4000	***	1.0000
Arsenic, Total	ug/L	MW-13S	11/02/2021		368.0000	***	1.0000
Arsenic, Total	ug/L	MW-1S	11/03/2021		7.4000	***	1.0000
Arsenic, Total	ug/L	MW-2S	11/01/2021		28.9000	***	1.0000
Arsenic, Total	ug/L	MW-3S	11/01/2021		1.6000	*	1.0000
Arsenic, Total	ug/L	MW-4S	11/01/2021	ND	1.0000	**	1.0000
Arsenic, Total	ug/L	MW-5S	11/01/2021	ND	1.0000		1.0000
Arsenic, Total	ug/L	MW-6S	11/01/2021		11.8000	***	1.0000
Arsenic, Total	ug/L	MW-7S	11/02/2021		376.0000	***	1.0000
Arsenic, Total	ug/L	MW-8S	11/04/2021	ND	1.0000		1.0000
Arsenic, Total	ug/L	MW-9S	11/09/2020	ND	1.0000	**	1.0000
Barium, Total	ug/L	MW-10S	11/02/2021		73.3000		88.9314
Barium, Total	ug/L	MW-11S	11/01/2021		74.3000		88.9314
Barium, Total	ug/L	MW-12S	11/01/2021		31.6000		88.9314
Barium, Total	ug/L	MW-13S	11/02/2021		44.2000		88.9314
Barium, Total	ug/L	MW-1S	11/03/2021		64.8000	**	88.9314

* - Current value failed - awaiting verification.
** - Current value passed - previous exceedance not verified.
*** - Current value failed - exceedance verified.
**** - Current value passed - awaiting one more verification.
***** - Insufficient background data to compute prediction limit.
ND = Not Detected, Result = detection limit.

Table C-2

Most Current Downgradient Monitoring Data

Constituent	Units	Well	Date		Result		Pred. Limit
Barium, Total	ug/L	MW-2S	11/01/2021		103.0000	***	88.9314
Barium, Total	ug/L	MW-3S	11/01/2021		55.4000		88.9314
Barium, Total	ug/L	MW-4S	11/01/2021		80.8000	**	88.9314
Barium, Total	ug/L	MW-5S	11/01/2021		24.3000		88.9314
Barium, Total	ug/L	MW-6S	11/01/2021		117.0000	***	88.9314
Barium, Total	ug/L	MW-7S	11/02/2021		41.8000		88.9314
Barium, Total	ug/L	MW-8S	11/04/2021		32.2000		88.9314
Barium, Total	ug/L	MW-9S	11/09/2020		52.0000		88.9314
Beryllium, Total	ug/L	MW-10S	05/06/2021	ND	0.2000		0.2000
Beryllium, Total	ug/L	MW-11S	05/05/2021	ND	0.2000		0.2000
Beryllium, Total	ug/L	MW-12S	11/05/2020	ND	0.2000		0.2000
Beryllium, Total	ug/L	MW-13S	05/06/2021	ND	0.2000		0.2000
Beryllium, Total	ug/L	MW-1S	05/05/2021	ND	0.2000		0.2000
Beryllium, Total	ug/L	MW-2S	05/03/2021	ND	0.2000		0.2000
Beryllium, Total	ug/L	MW-3S	05/03/2021	ND	0.2000		0.2000
Beryllium, Total	ug/L	MW-4S	11/03/2020	ND	0.2000		0.2000
Beryllium, Total	ug/L	MW-5S	05/06/2021	ND	0.2000		0.2000
Beryllium, Total	ug/L	MW-6S	05/05/2021	ND	0.2000		0.2000
Beryllium, Total	ug/L	MW-7S	05/06/2021	ND	0.2000		0.2000
Beryllium, Total	ug/L	MW-8S	05/05/2021	ND	0.2000		0.2000
Beryllium, Total	ug/L	MW-9S	11/09/2020	ND	0.2000		0.2000
Cadmium, Total	ug/L	MW-10S	11/02/2021	ND	2.0000		2.0000
Cadmium, Total	ug/L	MW-11S	11/01/2021	ND	2.0000		2.0000
Cadmium, Total	ug/L	MW-12S	11/01/2021	ND	2.0000		2.0000
Cadmium, Total	ug/L	MW-13S	11/02/2021	ND	2.0000		2.0000
Cadmium, Total	ug/L	MW-1S	11/03/2021	ND	2.0000		2.0000
Cadmium, Total	ug/L	MW-2S	11/01/2021	ND	2.0000		2.0000
Cadmium, Total	ug/L	MW-3S	11/01/2021	ND	2.0000		2.0000
Cadmium, Total	ug/L	MW-4S	11/01/2021	ND	2.0000		2.0000
Cadmium, Total	ug/L	MW-5S	11/01/2021	ND	2.0000		2.0000
Cadmium, Total	ug/L	MW-6S	11/01/2021	ND	2.0000		2.0000

* - Current value failed - awaiting verification.
** - Current value passed - previous exceedance not verified.
*** - Current value failed - exceedance verified.
**** - Current value passed - awaiting one more verification.
***** - Insufficient background data to compute prediction limit.
ND = Not Detected, Result = detection limit.

Table C-2

Most Current Downgradient Monitoring Data

Constituent	Units	Well	Date		Result		Pred. Limit
Cadmium, Total	ug/L	MW-7S	11/02/2021	ND	2.0000		2.0000
Cadmium, Total	ug/L	MW-8S	11/04/2021	ND	2.0000		2.0000
Cadmium, Total	ug/L	MW-9S	05/29/2020	ND	2.0000		2.0000
Chromium, Total	ug/L	MW-10S	11/02/2021	ND	10.0000		10.0000
Chromium, Total	ug/L	MW-11S	11/01/2021	ND	10.0000		10.0000
Chromium, Total	ug/L	MW-12S	11/01/2021	ND	10.0000		10.0000
Chromium, Total	ug/L	MW-13S	11/02/2021	ND	10.0000		10.0000
Chromium, Total	ug/L	MW-1S	11/03/2021	ND	10.0000		10.0000
Chromium, Total	ug/L	MW-2S	11/01/2021	ND	10.0000		10.0000
Chromium, Total	ug/L	MW-3S	11/01/2021	ND	10.0000		10.0000
Chromium, Total	ug/L	MW-4S	11/01/2021	ND	10.0000		10.0000
Chromium, Total	ug/L	MW-5S	11/01/2021	ND	10.0000		10.0000
Chromium, Total	ug/L	MW-6S	11/01/2021	ND	10.0000		10.0000
Chromium, Total	ug/L	MW-7S	11/02/2021	ND	10.0000		10.0000
Chromium, Total	ug/L	MW-8S	11/04/2021	ND	10.0000		10.0000
Chromium, Total	ug/L	MW-9S	11/09/2020	ND	10.0000		10.0000
Cobalt, Total	ug/L	MW-10S	11/02/2021	ND	1.0000		1.0000
Cobalt, Total	ug/L	MW-11S	11/01/2021	ND	1.0000		1.0000
Cobalt, Total	ug/L	MW-12S	11/01/2021	ND	1.0000		1.0000
Cobalt, Total	ug/L	MW-13S	11/02/2021	ND	1.0000		1.0000
Cobalt, Total	ug/L	MW-1S	11/03/2021	ND	1.0000		1.0000
Cobalt, Total	ug/L	MW-2S	11/01/2021	ND	1.0000		1.0000
Cobalt, Total	ug/L	MW-3S	11/01/2021	ND	1.0000		1.0000
Cobalt, Total	ug/L	MW-4S	11/01/2021	ND	1.0000	**	1.0000
Cobalt, Total	ug/L	MW-5S	11/01/2021	ND	1.0000	**	1.0000
Cobalt, Total	ug/L	MW-6S	11/01/2021		1.6000	***	1.0000
Cobalt, Total	ug/L	MW-7S	11/02/2021	ND	1.0000	**	1.0000
Cobalt, Total	ug/L	MW-8S	11/04/2021	ND	1.0000		1.0000
Cobalt, Total	ug/L	MW-9S	11/09/2020	ND	1.0000		1.0000
Fluoride	mg/L	MW-10S	11/02/2021		2.5000	***	0.2453
Fluoride	mg/L	MW-11S	11/01/2021		1.4000	***	0.2453

* - Current value failed - awaiting verification.
** - Current value passed - previous exceedance not verified.
*** - Current value failed - exceedance verified.
**** - Current value passed - awaiting one more verification.
***** - Insufficient background data to compute prediction limit.
ND = Not Detected, Result = detection limit.

Table C-2

Most Current Downgradient Monitoring Data

Constituent	Units	Well	Date		Result		Pred. Limit
Fluoride	mg/L	MW-12S	11/01/2021		1.8000	***	0.2453
Fluoride	mg/L	MW-13S	11/02/2021		0.8300	***	0.2453
Fluoride	mg/L	MW-1S	11/03/2021		0.3100	*	0.2453
Fluoride	mg/L	MW-2S	11/01/2021		0.5000	***	0.2453
Fluoride	mg/L	MW-3S	11/01/2021		0.1400		0.2453
Fluoride	mg/L	MW-4S	11/01/2021		0.1000		0.2453
Fluoride	mg/L	MW-5S	11/01/2021		1.9000	***	0.2453
Fluoride	mg/L	MW-6S	11/01/2021		1.2000	***	0.2453
Fluoride	mg/L	MW-7S	11/02/2021		0.5000	***	0.2453
Fluoride	mg/L	MW-8S	11/04/2021		0.1200		0.2453
Fluoride	mg/L	MW-9S	11/09/2020		0.2100		0.2453
Lead, Total	ug/L	MW-10S	11/02/2021	ND	10.0000		10.0000
Lead, Total	ug/L	MW-11S	11/01/2021	ND	10.0000		10.0000
Lead, Total	ug/L	MW-12S	11/01/2021	ND	10.0000		10.0000
Lead, Total	ug/L	MW-13S	11/02/2021	ND	10.0000		10.0000
Lead, Total	ug/L	MW-1S	11/03/2021	ND	10.0000		10.0000
Lead, Total	ug/L	MW-2S	11/01/2021	ND	10.0000		10.0000
Lead, Total	ug/L	MW-3S	11/01/2021	ND	10.0000		10.0000
Lead, Total	ug/L	MW-4S	11/01/2021	ND	10.0000		10.0000
Lead, Total	ug/L	MW-5S	11/01/2021	ND	10.0000		10.0000
Lead, Total	ug/L	MW-6S	11/01/2021	ND	10.0000		10.0000
Lead, Total	ug/L	MW-7S	11/02/2021	ND	10.0000		10.0000
Lead, Total	ug/L	MW-8S	11/04/2021	ND	10.0000		10.0000
Lead, Total	ug/L	MW-9S	11/09/2020	ND	10.0000		10.0000
Lithium, Total	ug/L	MW-10S	11/02/2021		53.3000	***	20.0000
Lithium, Total	ug/L	MW-11S	11/01/2021	ND	20.0000		20.0000
Lithium, Total	ug/L	MW-12S	11/01/2021		73.2000	***	20.0000
Lithium, Total	ug/L	MW-13S	11/02/2021		73.3000	***	20.0000
Lithium, Total	ug/L	MW-1S	11/03/2021	ND	20.0000		20.0000
Lithium, Total	ug/L	MW-2S	11/01/2021	ND	20.0000		20.0000
Lithium, Total	ug/L	MW-3S	11/01/2021	ND	20.0000		20.0000

* - Current value failed - awaiting verification.
** - Current value passed - previous exceedance not verified.
*** - Current value failed - exceedance verified.
**** - Current value passed - awaiting one more verification.
***** - Insufficient background data to compute prediction limit.
ND = Not Detected, Result = detection limit.

Table C-2

Most Current Downgradient Monitoring Data

Constituent	Units	Well	Date		Result		Pred. Limit
Lithium, Total	ug/L	MW-4S	11/01/2021		23.4000	*	20.0000
Lithium, Total	ug/L	MW-5S	11/01/2021		46.2000	***	20.0000
Lithium, Total	ug/L	MW-6S	11/01/2021		73.0000	***	20.0000
Lithium, Total	ug/L	MW-7S	11/02/2021		85.8000	***	20.0000
Lithium, Total	ug/L	MW-8S	11/04/2021		137.0000	***	20.0000
Lithium, Total	ug/L	MW-9S	11/09/2020		72.7000	***	20.0000
Mercury	ug/L	MW-10S	05/06/2021	ND	2.0000		2.0000
Mercury	ug/L	MW-11S	05/05/2021	ND	2.0000		2.0000
Mercury	ug/L	MW-12S	05/29/2020	ND	2.0000		2.0000
Mercury	ug/L	MW-13S	05/06/2021	ND	2.0000		2.0000
Mercury	ug/L	MW-1S	05/05/2021	ND	2.0000		2.0000
Mercury	ug/L	MW-2S	05/03/2021	ND	2.0000		2.0000
Mercury	ug/L	MW-3S	05/03/2021	ND	2.0000		2.0000
Mercury	ug/L	MW-4S	06/05/2020	ND	2.0000		2.0000
Mercury	ug/L	MW-5S	05/06/2021	ND	2.0000		2.0000
Mercury	ug/L	MW-6S	05/05/2021	ND	2.0000		2.0000
Mercury	ug/L	MW-7S	05/06/2021	ND	2.0000		2.0000
Mercury	ug/L	MW-8S	05/05/2021	ND	2.0000		2.0000
Mercury	ug/L	MW-9S	05/29/2020	ND	2.0000		2.0000
Molybdenum, Total	ug/L	MW-10S	11/02/2021		71.2000	***	10.0000
Molybdenum, Total	ug/L	MW-11S	11/01/2021		76.1000	***	10.0000
Molybdenum, Total	ug/L	MW-12S	11/01/2021		144.0000	***	10.0000
Molybdenum, Total	ug/L	MW-13S	11/02/2021		553.0000	***	10.0000
Molybdenum, Total	ug/L	MW-1S	11/03/2021		28.1000	***	10.0000
Molybdenum, Total	ug/L	MW-2S	11/01/2021		38.4000	***	10.0000
Molybdenum, Total	ug/L	MW-3S	11/01/2021		46.7000	***	10.0000
Molybdenum, Total	ug/L	MW-4S	11/01/2021	ND	10.0000		10.0000
Molybdenum, Total	ug/L	MW-5S	11/01/2021		152.0000	***	10.0000
Molybdenum, Total	ug/L	MW-6S	11/01/2021		186.0000	***	10.0000
Molybdenum, Total	ug/L	MW-7S	11/02/2021		625.0000	***	10.0000
Molybdenum, Total	ug/L	MW-8S	11/04/2021		270.0000	***	10.0000

* - Current value failed - awaiting verification.
** - Current value passed - previous exceedance not verified.
*** - Current value failed - exceedance verified.
**** - Current value passed - awaiting one more verification.
***** - Insufficient background data to compute prediction limit.
ND = Not Detected, Result = detection limit.

Table C-2

Most Current Downgradient Monitoring Data

Constituent	Units	Well	Date		Result		Pred. Limit
Molybdenum, Total	ug/L	MW-9S	11/09/2020		201.0000	***	10.0000
Selenium, Total	ug/L	MW-10S	11/02/2021	ND	1.0000		3.6792
Selenium, Total	ug/L	MW-11S	11/01/2021	ND	1.0000		3.6792
Selenium, Total	ug/L	MW-12S	11/01/2021		10.7000	*	3.6792
Selenium, Total	ug/L	MW-13S	11/02/2021	ND	1.0000		3.6792
Selenium, Total	ug/L	MW-1S	11/03/2021	ND	1.0000		3.6792
Selenium, Total	ug/L	MW-2S	11/01/2021	ND	1.0000		3.6792
Selenium, Total	ug/L	MW-3S	11/01/2021		3.6000	**	3.6792
Selenium, Total	ug/L	MW-4S	11/01/2021		20.3000	***	3.6792
Selenium, Total	ug/L	MW-5S	11/01/2021	ND	1.0000		3.6792
Selenium, Total	ug/L	MW-6S	11/01/2021		6.0000	***	3.6792
Selenium, Total	ug/L	MW-7S	11/02/2021	ND	1.0000		3.6792
Selenium, Total	ug/L	MW-8S	11/04/2021		1.3000		3.6792
Selenium, Total	ug/L	MW-9S	11/09/2020		15.9000	***	3.6792
Thallium, Total	ug/L	MW-10S	05/06/2021	ND	1.0000		1.0000
Thallium, Total	ug/L	MW-11S	05/05/2021	ND	1.0000		1.0000
Thallium, Total	ug/L	MW-12S	05/29/2020	ND	1.0000		1.0000
Thallium, Total	ug/L	MW-13S	05/06/2021	ND	1.0000		1.0000
Thallium, Total	ug/L	MW-1S	05/05/2021	ND	1.0000		1.0000
Thallium, Total	ug/L	MW-2S	05/03/2021	ND	1.0000		1.0000
Thallium, Total	ug/L	MW-3S	05/03/2021	ND	1.0000		1.0000
Thallium, Total	ug/L	MW-4S	06/05/2020	ND	1.0000		1.0000
Thallium, Total	ug/L	MW-5S	05/06/2021	ND	1.0000		1.0000
Thallium, Total	ug/L	MW-6S	05/05/2021	ND	1.0000		1.0000
Thallium, Total	ug/L	MW-7S	05/06/2021	ND	1.0000		1.0000
Thallium, Total	ug/L	MW-8S	05/05/2021	ND	1.0000		1.0000
Thallium, Total	ug/L	MW-9S	05/29/2020	ND	1.0000		1.0000
Total Radium	pCi/L	MW-10S	11/02/2021		1.1600		2.3657
Total Radium	pCi/L	MW-11S	11/01/2021		1.0700		2.3657
Total Radium	pCi/L	MW-12S	11/01/2021		0.9120		2.3657
Total Radium	pCi/L	MW-13S	11/02/2021		2.0000		2.3657

* - Current value failed - awaiting verification.
** - Current value passed - previous exceedance not verified.
*** - Current value failed - exceedance verified.
**** - Current value passed - awaiting one more verification.
***** - Insufficient background data to compute prediction limit.
ND = Not Detected, Result = detection limit.

Table C-2

Most Current Downgradient Monitoring Data

Constituent	Units	Well	Date		Result		Pred. Limit
Total Radium	pCi/L	MW-1S	11/03/2021		1.1100	**	2.3657
Total Radium	pCi/L	MW-2S	11/01/2021		2.2300		2.3657
Total Radium	pCi/L	MW-3S	11/01/2021	ND	1.5000		2.3657
Total Radium	pCi/L	MW-4S	11/01/2021	ND	1.6600		2.3657
Total Radium	pCi/L	MW-5S	11/01/2021		1.0200		2.3657
Total Radium	pCi/L	MW-6S	11/01/2021	ND	1.6500		2.3657
Total Radium	pCi/L	MW-7S	11/02/2021	ND	2.1100		2.3657
Total Radium	pCi/L	MW-8S	11/04/2021	ND	2.0400		2.3657
Total Radium	pCi/L	MW-9S	11/09/2020	ND	1.8600		2.3657

* - Current value failed - awaiting verification.
** - Current value passed - previous exceedance not verified.
*** - Current value failed - exceedance verified.
**** - Current value passed - awaiting one more verification.
***** - Insufficient background data to compute prediction limit.
ND = Not Detected, Result = detection limit.

Table C-3

Detection Frequencies in Upgradient and Downgradient Wells

Constituent	Upgradient Detect	Upgradient N	Upgradient Proportion	Downgradient Detect	Downgradient N	Downgradient Proportion
Antimony, Total	0	12	0.000	41	199	0.206
Arsenic, Total	0	12	0.000	125	199	0.628
Barium, Total	12	12	1.000	199	199	1.000
Beryllium, Total	0	11	0.000	1	174	0.006
Cadmium, Total	0	11	0.000	3	173	0.017
Chromium, Total	0	12	0.000	8	199	0.040
Cobalt, Total	0	12	0.000	15	186	0.081
Fluoride	7	12	0.583	197	212	0.929
Lead, Total	0	12	0.000	2	186	0.011
Lithium, Total	0	12	0.000	157	199	0.789
Mercury	0	10	0.000	0	161	0.000
Molybdenum, Total	0	12	0.000	185	199	0.930
Selenium, Total	9	12	0.750	39	199	0.196
Thallium, Total	0	10	0.000	0	161	0.000
Total Radium	11	12	0.917	158	197	0.802

N = Total number of measurements in all wells.
Detect = Total number of detections in all wells.
Proportion = Detect/N.

Table C-4

Shapiro-Wilk Multiple Group Test of Normality

Constituent	Detect	N	Detect Freq	G raw	G log	G cbrt	G sqrt	G sqr	G cub	Crit Value	Dist Form	Model Type
Antimony, Total	0	12	0.000	3.731	3.731					2.326	non-norm	nonpar
Arsenic, Total	0	12	0.000	3.731	3.731					2.326	non-norm	nonpar
Barium, Total	12	12	1.000	0.204	0.010					2.326	normal	normal
Beryllium, Total	0	11	0.000	3.485	3.485					2.326	non-norm	nonpar
Cadmium, Total	0	11	0.000	3.485	3.485					2.326	non-norm	nonpar
Chromium, Total	0	12	0.000	3.731	3.731					2.326	non-norm	nonpar
Cobalt, Total	0	12	0.000	3.731	3.731					2.326	non-norm	nonpar
Fluoride	7	12	0.583	1.998	2.016					2.326	normal	normal
Lead, Total	0	12	0.000	3.731	3.731					2.326	non-norm	nonpar
Lithium, Total	0	12	0.000	3.731	3.731					2.326	non-norm	nonpar
Mercury	0	10	0.000	3.262	3.262					2.326	non-norm	nonpar
Molybdenum, Total	0	12	0.000	3.731	3.731					2.326	non-norm	nonpar
Selenium, Total	9	12	0.750	2.084	2.506					2.326	normal	normal
Thallium, Total	0	10	0.000	3.262	3.262					2.326	non-norm	nonpar
Total Radium	11	12	0.917	1.212	0.583					2.326	normal	normal

* - Distribution override for that constituent.
Fit to distribution is confirmed if G <= critical value.
Model type may not match distributional form when detection frequency < 50%.

Table C-5

Summary Statistics and Prediction Limits

Constituent	Units	Detect	N	Mean	SD	alpha	Factor	Pred Limit	Type		Conf
Antimony, Total	ug/L	0	12					1.0000	nonpar	***	0.89
Arsenic, Total	ug/L	0	12					1.0000	nonpar	***	0.89
Barium, Total	ug/L	12	12	67.8250	7.4756	0.0100	2.8234	88.9314	normal		
Beryllium, Total	ug/L	0	11					0.2000	nonpar	***	0.87
Cadmium, Total	ug/L	0	11					2.0000	nonpar	***	0.87
Chromium, Total	ug/L	0	12					10.0000	nonpar	***	0.89
Cobalt, Total	ug/L	0	12					1.0000	nonpar	***	0.89
Fluoride	mg/L	7	12	0.0700	0.0621	0.0100	2.8234	0.2453	normal		
Lead, Total	ug/L	0	12					10.0000	nonpar	***	0.89
Lithium, Total	ug/L	0	12					20.0000	nonpar	***	0.89
Mercury	ug/L	0	10					2.0000	nonpar	***	0.86
Molybdenum, Total	ug/L	0	12					10.0000	nonpar	***	0.89
Selenium, Total	ug/L	9	12	1.3083	0.8397	0.0100	2.8234	3.6792	normal		
Thallium, Total	ug/L	0	10					1.0000	nonpar	***	0.86
Total Radium	pCi/L	11	12	0.9709	0.4940	0.0100	2.8234	2.3657	normal		

Conf = confidence level for passing initial test or one verification resample at all downgradient wells for a single constituent (nonparametric test only).
* - Insufficient Data.
** - Calculated limit raised to Manual Reporting Limit.
*** - Nonparametric limit based on ND value.
For transformed data, mean and SD in transformed units and prediction limit in original units.
All sample sizes and statistics are based on outlier free data.
For nonparametric limits, median reporting limits are substituted for extreme reporting limit values.

Table C-6

Dixon's Test Outliers
1% Significance Level

Constituent	Units	Well	Date	Result	ND Qualifier	Date Range	N	Critical Value

N = Total number of independent measurements in background at each well.
Date Range = Dates of the first and last measurements included in background at each well.
Critical Value depends on the significance level and on N-1 when the two most extreme values are tested or N for the most extreme value.

Table C-7

Historical Downgradient Data for Constituent-Well Combinations that Failed the Current Statistical Evaluation or are in Verification Resampling Mode

Constituent	Units	Well	Date		Result		Pred. Limit
Antimony, Total	ug/L	MW-12S	04/06/2016		6.0000	*	1.0000
Antimony, Total	ug/L	MW-12S	05/25/2016	ND	6.0000		1.0000
Antimony, Total	ug/L	MW-12S	08/09/2016	ND	6.0000		1.0000
Antimony, Total	ug/L	MW-12S	09/27/2016	ND	6.0000		1.0000
Antimony, Total	ug/L	MW-12S	11/29/2016	ND	6.0000		1.0000
Antimony, Total	ug/L	MW-12S	01/25/2017	ND	6.0000		1.0000
Antimony, Total	ug/L	MW-12S	05/23/2017		7.7000	*	1.0000
Antimony, Total	ug/L	MW-12S	08/08/2017	ND	6.0000		1.0000
Antimony, Total	ug/L	MW-12S	05/30/2018	ND	6.0000		1.0000
Antimony, Total	ug/L	MW-12S	09/17/2018		3.7000	*	1.0000
Antimony, Total	ug/L	MW-12S	05/16/2019		4.4000	*	1.0000
Antimony, Total	ug/L	MW-12S	05/29/2020		2.1000	*	1.0000
Antimony, Total	ug/L	MW-12S	11/05/2020		2.8000	*	1.0000
Antimony, Total	ug/L	MW-12S	11/01/2021		2.8000	*	1.0000
Antimony, Total	ug/L	MW-1S	04/07/2016	ND	6.0000		1.0000
Antimony, Total	ug/L	MW-1S	05/26/2016	ND	6.0000		1.0000
Antimony, Total	ug/L	MW-1S	08/09/2016	ND	6.0000		1.0000
Antimony, Total	ug/L	MW-1S	09/27/2016	ND	6.0000		1.0000
Antimony, Total	ug/L	MW-1S	11/29/2016	ND	6.0000		1.0000
Antimony, Total	ug/L	MW-1S	01/26/2017	ND	6.0000		1.0000
Antimony, Total	ug/L	MW-1S	05/23/2017	ND	6.0000		1.0000
Antimony, Total	ug/L	MW-1S	08/09/2017	ND	6.0000		1.0000
Antimony, Total	ug/L	MW-1S	05/29/2018	ND	6.0000		1.0000
Antimony, Total	ug/L	MW-1S	09/17/2018		1.3000	*	1.0000
Antimony, Total	ug/L	MW-1S	05/15/2019	ND	1.0000		1.0000
Antimony, Total	ug/L	MW-1S	11/07/2019		6.3000	*	1.0000
Antimony, Total	ug/L	MW-1S	05/26/2020	ND	1.0000		1.0000
Antimony, Total	ug/L	MW-1S	11/06/2020		3.4000	*	1.0000
Antimony, Total	ug/L	MW-1S	05/05/2021		2.8000	*	1.0000
Antimony, Total	ug/L	MW-1S	11/03/2021	ND	1.0000		1.0000

* - Significantly increased over background.
** - Detect at limit for 100% NDs in background (NPPL only).
*** - Manual exclusion.
ND = Not Detected, Result = detection limit.

Table C-7

Historical Downgradient Data for Constituent-Well Combinations that Failed the Current Statistical Evaluation or are in Verification Resampling Mode

Constituent	Units	Well	Date		Result		Pred. Limit
Antimony, Total	ug/L	MW-3S	04/05/2016		9.5000	*	1.0000
Antimony, Total	ug/L	MW-3S	05/25/2016		8.5000	*	1.0000
Antimony, Total	ug/L	MW-3S	08/08/2016		8.9000	*	1.0000
Antimony, Total	ug/L	MW-3S	09/26/2016		10.0000	*	1.0000
Antimony, Total	ug/L	MW-3S	11/28/2016		8.5000	*	1.0000
Antimony, Total	ug/L	MW-3S	01/24/2017		6.4000	*	1.0000
Antimony, Total	ug/L	MW-3S	05/22/2017		9.6000	*	1.0000
Antimony, Total	ug/L	MW-3S	08/07/2017		7.3000	*	1.0000
Antimony, Total	ug/L	MW-3S	05/29/2018		8.9000	*	1.0000
Antimony, Total	ug/L	MW-3S	09/17/2018		9.1000	*	1.0000
Antimony, Total	ug/L	MW-3S	05/14/2019		7.3000	*	1.0000
Antimony, Total	ug/L	MW-3S	11/05/2019		8.7000	*	1.0000
Antimony, Total	ug/L	MW-3S	05/18/2020		7.1000	*	1.0000
Antimony, Total	ug/L	MW-3S	11/03/2020		7.7000	*	1.0000
Antimony, Total	ug/L	MW-3S	05/03/2021		5.5000	*	1.0000
Antimony, Total	ug/L	MW-3S	11/01/2021		7.3000	*	1.0000
Antimony, Total	ug/L	MW-9S	04/06/2016		14.9000	*	1.0000
Antimony, Total	ug/L	MW-9S	05/25/2016		14.4000	*	1.0000
Antimony, Total	ug/L	MW-9S	08/08/2016		13.0000	*	1.0000
Antimony, Total	ug/L	MW-9S	09/27/2016		14.1000	*	1.0000
Antimony, Total	ug/L	MW-9S	11/28/2016		11.9000	*	1.0000
Antimony, Total	ug/L	MW-9S	01/25/2017		12.5000	*	1.0000
Antimony, Total	ug/L	MW-9S	05/23/2017		12.6000	*	1.0000
Antimony, Total	ug/L	MW-9S	08/08/2017		8.0000	*	1.0000
Antimony, Total	ug/L	MW-9S	05/30/2018		11.5000	*	1.0000
Antimony, Total	ug/L	MW-9S	09/17/2018		11.5000	*	1.0000
Antimony, Total	ug/L	MW-9S	05/16/2019		9.2000	*	1.0000
Antimony, Total	ug/L	MW-9S	05/29/2020		8.8000	*	1.0000
Antimony, Total	ug/L	MW-9S	11/09/2020		7.3000	*	1.0000
Arsenic, Total	ug/L	MW-10S	04/06/2016		455.0000	*	1.0000

* - Significantly increased over background.
** - Detect at limit for 100% NDs in background (NPPL only).
*** - Manual exclusion.
ND = Not Detected, Result = detection limit.

Table C-7

Historical Downgradient Data for Constituent-Well Combinations that Failed the Current Statistical Evaluation or are in Verification Resampling Mode

Constituent	Units	Well	Date		Result		Pred. Limit
Arsenic, Total	ug/L	MW-10S	05/25/2016		440.0000	*	1.0000
Arsenic, Total	ug/L	MW-10S	08/09/2016		484.0000	*	1.0000
Arsenic, Total	ug/L	MW-10S	09/27/2016		492.0000	*	1.0000
Arsenic, Total	ug/L	MW-10S	11/29/2016		545.0000	*	1.0000
Arsenic, Total	ug/L	MW-10S	01/25/2017		507.0000	*	1.0000
Arsenic, Total	ug/L	MW-10S	05/23/2017		440.0000	*	1.0000
Arsenic, Total	ug/L	MW-10S	08/08/2017		494.0000	*	1.0000
Arsenic, Total	ug/L	MW-10S	05/30/2018		444.0000	*	1.0000
Arsenic, Total	ug/L	MW-10S	09/18/2018		343.0000	*	1.0000
Arsenic, Total	ug/L	MW-10S	05/16/2019		349.0000	*	1.0000
Arsenic, Total	ug/L	MW-10S	11/05/2019		385.0000	*	1.0000
Arsenic, Total	ug/L	MW-10S	05/19/2020		358.0000	*	1.0000
Arsenic, Total	ug/L	MW-10S	11/05/2020		349.0000	*	1.0000
Arsenic, Total	ug/L	MW-10S	05/06/2021		413.0000	*	1.0000
Arsenic, Total	ug/L	MW-10S	11/02/2021		429.0000	*	1.0000
Arsenic, Total	ug/L	MW-11S	04/07/2016	ND	10.0000		1.0000
Arsenic, Total	ug/L	MW-11S	05/26/2016	ND	10.0000		1.0000
Arsenic, Total	ug/L	MW-11S	08/10/2016	ND	10.0000		1.0000
Arsenic, Total	ug/L	MW-11S	09/28/2016	ND	10.0000		1.0000
Arsenic, Total	ug/L	MW-11S	11/30/2016	ND	10.0000		1.0000
Arsenic, Total	ug/L	MW-11S	01/26/2017	ND	10.0000		1.0000
Arsenic, Total	ug/L	MW-11S	05/24/2017	ND	10.0000		1.0000
Arsenic, Total	ug/L	MW-11S	08/09/2017		12.1000	*	1.0000
Arsenic, Total	ug/L	MW-11S	05/29/2018	ND	10.0000		1.0000
Arsenic, Total	ug/L	MW-11S	09/14/2018		2.9000	*	1.0000
Arsenic, Total	ug/L	MW-11S	05/15/2019		3.1000	*	1.0000
Arsenic, Total	ug/L	MW-11S	11/07/2019		2.5000	*	1.0000
Arsenic, Total	ug/L	MW-11S	05/27/2020		13.8000	*	1.0000
Arsenic, Total	ug/L	MW-11S	11/05/2020		2.6000	*	1.0000
Arsenic, Total	ug/L	MW-11S	05/05/2021		2.4000	*	1.0000

* - Significantly increased over background.
** - Detect at limit for 100% NDs in background (NPPL only).
*** - Manual exclusion.
ND = Not Detected, Result = detection limit.

Table C-7

Historical Downgradient Data for Constituent-Well Combinations that Failed the Current Statistical Evaluation or are in Verification Resampling Mode

Constituent	Units	Well	Date		Result		Pred. Limit
Arsenic, Total	ug/L	MW-11S	11/01/2021		2.2000	*	1.0000
Arsenic, Total	ug/L	MW-12S	04/06/2016		15.6000	*	1.0000
Arsenic, Total	ug/L	MW-12S	05/25/2016		14.7000	*	1.0000
Arsenic, Total	ug/L	MW-12S	08/09/2016		15.5000	*	1.0000
Arsenic, Total	ug/L	MW-12S	09/27/2016		15.6000	*	1.0000
Arsenic, Total	ug/L	MW-12S	11/29/2016		14.4000	*	1.0000
Arsenic, Total	ug/L	MW-12S	01/25/2017		18.1000	*	1.0000
Arsenic, Total	ug/L	MW-12S	05/23/2017		19.4000	*	1.0000
Arsenic, Total	ug/L	MW-12S	08/08/2017		16.2000	*	1.0000
Arsenic, Total	ug/L	MW-12S	05/30/2018		43.5000	*	1.0000
Arsenic, Total	ug/L	MW-12S	09/17/2018		38.2000	*	1.0000
Arsenic, Total	ug/L	MW-12S	05/16/2019		30.0000	*	1.0000
Arsenic, Total	ug/L	MW-12S	05/29/2020		64.7000	*	1.0000
Arsenic, Total	ug/L	MW-12S	11/05/2020		46.9000	*	1.0000
Arsenic, Total	ug/L	MW-12S	11/01/2021		43.4000	*	1.0000
Arsenic, Total	ug/L	MW-13S	04/06/2016		365.0000	*	1.0000
Arsenic, Total	ug/L	MW-13S	05/25/2016		369.0000	*	1.0000
Arsenic, Total	ug/L	MW-13S	08/09/2016		376.0000	*	1.0000
Arsenic, Total	ug/L	MW-13S	09/27/2016		416.0000	*	1.0000
Arsenic, Total	ug/L	MW-13S	11/29/2016		426.0000	*	1.0000
Arsenic, Total	ug/L	MW-13S	01/25/2017		397.0000	*	1.0000
Arsenic, Total	ug/L	MW-13S	05/23/2017		386.0000	*	1.0000
Arsenic, Total	ug/L	MW-13S	08/08/2017		371.0000	*	1.0000
Arsenic, Total	ug/L	MW-13S	05/30/2018		375.0000	*	1.0000
Arsenic, Total	ug/L	MW-13S	09/18/2018		320.0000	*	1.0000
Arsenic, Total	ug/L	MW-13S	05/15/2019		324.0000	*	1.0000
Arsenic, Total	ug/L	MW-13S	11/07/2019		352.0000	*	1.0000
Arsenic, Total	ug/L	MW-13S	05/19/2020		311.0000	*	1.0000
Arsenic, Total	ug/L	MW-13S	11/05/2020		433.0000	*	1.0000
Arsenic, Total	ug/L	MW-13S	05/06/2021		321.0000	*	1.0000

* - Significantly increased over background.
** - Detect at limit for 100% NDs in background (NPPL only).
*** - Manual exclusion.
ND = Not Detected, Result = detection limit.

Table C-7

Historical Downgradient Data for Constituent-Well Combinations that Failed the Current Statistical Evaluation or are in Verification Resampling Mode

Constituent	Units	Well	Date		Result		Pred. Limit
Arsenic, Total	ug/L	MW-13S	11/02/2021		368.0000	*	1.0000
Arsenic, Total	ug/L	MW-1S	04/07/2016		49.4000	*	1.0000
Arsenic, Total	ug/L	MW-1S	05/26/2016		22.8000	*	1.0000
Arsenic, Total	ug/L	MW-1S	08/09/2016		34.1000	*	1.0000
Arsenic, Total	ug/L	MW-1S	09/27/2016		10.6000	*	1.0000
Arsenic, Total	ug/L	MW-1S	11/29/2016	ND	10.0000		1.0000
Arsenic, Total	ug/L	MW-1S	01/26/2017		35.8000	*	1.0000
Arsenic, Total	ug/L	MW-1S	05/23/2017		23.3000	*	1.0000
Arsenic, Total	ug/L	MW-1S	08/09/2017		14.5000	*	1.0000
Arsenic, Total	ug/L	MW-1S	05/29/2018		168.0000	*	1.0000
Arsenic, Total	ug/L	MW-1S	09/17/2018		33.6000	*	1.0000
Arsenic, Total	ug/L	MW-1S	05/15/2019		13.5000	*	1.0000
Arsenic, Total	ug/L	MW-1S	11/07/2019		50.6000	*	1.0000
Arsenic, Total	ug/L	MW-1S	05/26/2020		12.4000	*	1.0000
Arsenic, Total	ug/L	MW-1S	11/06/2020		21.2000	*	1.0000
Arsenic, Total	ug/L	MW-1S	05/05/2021		24.6000	*	1.0000
Arsenic, Total	ug/L	MW-1S	11/03/2021		7.4000	*	1.0000
Arsenic, Total	ug/L	MW-2S	04/05/2016		26.5000	*	1.0000
Arsenic, Total	ug/L	MW-2S	05/24/2016		22.0000	*	1.0000
Arsenic, Total	ug/L	MW-2S	08/08/2016		27.3000	*	1.0000
Arsenic, Total	ug/L	MW-2S	09/26/2016		22.4000	*	1.0000
Arsenic, Total	ug/L	MW-2S	11/28/2016		21.7000	*	1.0000
Arsenic, Total	ug/L	MW-2S	01/24/2017		17.3000	*	1.0000
Arsenic, Total	ug/L	MW-2S	05/22/2017		27.0000	*	1.0000
Arsenic, Total	ug/L	MW-2S	08/07/2017		19.8000	*	1.0000
Arsenic, Total	ug/L	MW-2S	05/29/2018		18.4000	*	1.0000
Arsenic, Total	ug/L	MW-2S	09/17/2018		14.6000	*	1.0000
Arsenic, Total	ug/L	MW-2S	05/14/2019		12.5000	*	1.0000
Arsenic, Total	ug/L	MW-2S	11/05/2019		14.6000	*	1.0000
Arsenic, Total	ug/L	MW-2S	05/19/2020		9.0000	*	1.0000

* - Significantly increased over background.
** - Detect at limit for 100% NDs in background (NPPL only).
*** - Manual exclusion.
ND = Not Detected, Result = detection limit.

Table C-7

Historical Downgradient Data for Constituent-Well Combinations that Failed the Current Statistical Evaluation or are in Verification Resampling Mode

Constituent	Units	Well	Date		Result		Pred. Limit
Arsenic, Total	ug/L	MW-2S	11/04/2020		16.4000	*	1.0000
Arsenic, Total	ug/L	MW-2S	05/03/2021		6.9000	*	1.0000
Arsenic, Total	ug/L	MW-2S	11/01/2021		28.9000	*	1.0000
Arsenic, Total	ug/L	MW-3S	04/05/2016	ND	10.0000		1.0000
Arsenic, Total	ug/L	MW-3S	05/25/2016	ND	10.0000		1.0000
Arsenic, Total	ug/L	MW-3S	08/08/2016	ND	10.0000		1.0000
Arsenic, Total	ug/L	MW-3S	09/26/2016	ND	10.0000		1.0000
Arsenic, Total	ug/L	MW-3S	11/28/2016	ND	10.0000		1.0000
Arsenic, Total	ug/L	MW-3S	01/24/2017	ND	10.0000		1.0000
Arsenic, Total	ug/L	MW-3S	05/22/2017	ND	10.0000		1.0000
Arsenic, Total	ug/L	MW-3S	08/07/2017	ND	10.0000		1.0000
Arsenic, Total	ug/L	MW-3S	05/29/2018	ND	10.0000		1.0000
Arsenic, Total	ug/L	MW-3S	09/17/2018		2.0000	*	1.0000
Arsenic, Total	ug/L	MW-3S	05/14/2019		2.3000	*	1.0000
Arsenic, Total	ug/L	MW-3S	11/05/2019		1.8000	*	1.0000
Arsenic, Total	ug/L	MW-3S	05/18/2020		1.5000	*	1.0000
Arsenic, Total	ug/L	MW-3S	11/03/2020		1.2000	*	1.0000
Arsenic, Total	ug/L	MW-3S	05/03/2021	ND	1.0000		1.0000
Arsenic, Total	ug/L	MW-3S	11/01/2021		1.6000	*	1.0000
Arsenic, Total	ug/L	MW-4S	04/05/2016	ND	10.0000		1.0000
Arsenic, Total	ug/L	MW-4S	05/25/2016	ND	10.0000		1.0000
Arsenic, Total	ug/L	MW-4S	08/08/2016	ND	10.0000		1.0000
Arsenic, Total	ug/L	MW-4S	09/26/2016	ND	10.0000		1.0000
Arsenic, Total	ug/L	MW-4S	11/29/2016	ND	10.0000		1.0000
Arsenic, Total	ug/L	MW-4S	01/24/2017	ND	10.0000		1.0000
Arsenic, Total	ug/L	MW-4S	05/22/2017	ND	10.0000		1.0000
Arsenic, Total	ug/L	MW-4S	08/07/2017	ND	10.0000		1.0000
Arsenic, Total	ug/L	MW-4S	05/29/2018	ND	10.0000		1.0000
Arsenic, Total	ug/L	MW-4S	09/14/2018	ND	1.0000		1.0000
Arsenic, Total	ug/L	MW-4S	05/14/2019	ND	1.0000		1.0000

* - Significantly increased over background.
** - Detect at limit for 100% NDs in background (NPPL only).
*** - Manual exclusion.
ND = Not Detected, Result = detection limit.

Table C-7

Historical Downgradient Data for Constituent-Well Combinations that Failed the Current Statistical Evaluation or are in Verification Resampling Mode

Constituent	Units	Well	Date		Result		Pred. Limit
Arsenic, Total	ug/L	MW-4S	06/05/2020		1.2000	*	1.0000
Arsenic, Total	ug/L	MW-4S	11/03/2020		3.3000	*	1.0000
Arsenic, Total	ug/L	MW-4S	11/01/2021	ND	1.0000		1.0000
Arsenic, Total	ug/L	MW-6S	04/06/2016		28.3000	*	1.0000
Arsenic, Total	ug/L	MW-6S	05/25/2016		23.0000	*	1.0000
Arsenic, Total	ug/L	MW-6S	08/09/2016		34.3000	*	1.0000
Arsenic, Total	ug/L	MW-6S	09/27/2016		30.0000	*	1.0000
Arsenic, Total	ug/L	MW-6S	11/29/2016		35.1000	*	1.0000
Arsenic, Total	ug/L	MW-6S	01/25/2017		11.6000	*	1.0000
Arsenic, Total	ug/L	MW-6S	05/23/2017		12.4000	*	1.0000
Arsenic, Total	ug/L	MW-6S	08/08/2017		11.2000	*	1.0000
Arsenic, Total	ug/L	MW-6S	05/30/2018		13.6000	*	1.0000
Arsenic, Total	ug/L	MW-6S	09/18/2018		15.5000	*	1.0000
Arsenic, Total	ug/L	MW-6S	05/14/2019		11.4000	*	1.0000
Arsenic, Total	ug/L	MW-6S	05/28/2020		23.8000	*	1.0000
Arsenic, Total	ug/L	MW-6S	11/09/2020		39.2000	*	1.0000
Arsenic, Total	ug/L	MW-6S	05/05/2021		11.9000	*	1.0000
Arsenic, Total	ug/L	MW-6S	11/01/2021		11.8000	*	1.0000
Arsenic, Total	ug/L	MW-7S	04/06/2016		320.0000	*	1.0000
Arsenic, Total	ug/L	MW-7S	05/25/2016		353.0000	*	1.0000
Arsenic, Total	ug/L	MW-7S	08/09/2016		365.0000	*	1.0000
Arsenic, Total	ug/L	MW-7S	09/27/2016		352.0000	*	1.0000
Arsenic, Total	ug/L	MW-7S	11/29/2016		372.0000	*	1.0000
Arsenic, Total	ug/L	MW-7S	01/25/2017		352.0000	*	1.0000
Arsenic, Total	ug/L	MW-7S	05/23/2017		373.0000	*	1.0000
Arsenic, Total	ug/L	MW-7S	08/08/2017		359.0000	*	1.0000
Arsenic, Total	ug/L	MW-7S	05/30/2018		383.0000	*	1.0000
Arsenic, Total	ug/L	MW-7S	09/18/2018		317.0000	*	1.0000
Arsenic, Total	ug/L	MW-7S	05/15/2019		345.0000	*	1.0000
Arsenic, Total	ug/L	MW-7S	11/06/2019		439.0000	*	1.0000

* - Significantly increased over background.
** - Detect at limit for 100% NDs in background (NPPL only).
*** - Manual exclusion.
ND = Not Detected, Result = detection limit.

Table C-7

Historical Downgradient Data for Constituent-Well Combinations that Failed the Current Statistical Evaluation or are in Verification Resampling Mode

Constituent	Units	Well	Date		Result		Pred. Limit
Arsenic, Total	ug/L	MW-7S	05/27/2020		367.0000	*	1.0000
Arsenic, Total	ug/L	MW-7S	11/17/2020		462.0000	*	1.0000
Arsenic, Total	ug/L	MW-7S	05/06/2021		419.0000	*	1.0000
Arsenic, Total	ug/L	MW-7S	11/02/2021		376.0000	*	1.0000
Arsenic, Total	ug/L	MW-9S	04/06/2016	ND	10.0000		1.0000
Arsenic, Total	ug/L	MW-9S	05/25/2016	ND	10.0000		1.0000
Arsenic, Total	ug/L	MW-9S	08/08/2016	ND	10.0000		1.0000
Arsenic, Total	ug/L	MW-9S	09/27/2016	ND	10.0000		1.0000
Arsenic, Total	ug/L	MW-9S	11/28/2016	ND	10.0000		1.0000
Arsenic, Total	ug/L	MW-9S	01/25/2017	ND	10.0000		1.0000
Arsenic, Total	ug/L	MW-9S	05/23/2017	ND	10.0000		1.0000
Arsenic, Total	ug/L	MW-9S	08/08/2017	ND	10.0000		1.0000
Arsenic, Total	ug/L	MW-9S	05/30/2018	ND	10.0000		1.0000
Arsenic, Total	ug/L	MW-9S	09/17/2018	ND	1.0000		1.0000
Arsenic, Total	ug/L	MW-9S	05/16/2019	ND	1.0000		1.0000
Arsenic, Total	ug/L	MW-9S	05/29/2020		1.5000	*	1.0000
Arsenic, Total	ug/L	MW-9S	11/09/2020	ND	1.0000		1.0000
Barium, Total	ug/L	MW-1S	04/07/2016		100.0000	*	88.9314
Barium, Total	ug/L	MW-1S	05/26/2016		76.4000		88.9314
Barium, Total	ug/L	MW-1S	08/09/2016		97.3000	*	88.9314
Barium, Total	ug/L	MW-1S	09/27/2016		67.8000		88.9314
Barium, Total	ug/L	MW-1S	11/29/2016		43.3000		88.9314
Barium, Total	ug/L	MW-1S	01/26/2017		127.0000	*	88.9314
Barium, Total	ug/L	MW-1S	05/23/2017		72.5000		88.9314
Barium, Total	ug/L	MW-1S	08/09/2017		62.2000		88.9314
Barium, Total	ug/L	MW-1S	05/29/2018		279.0000	*	88.9314
Barium, Total	ug/L	MW-1S	09/17/2018		95.8000	*	88.9314
Barium, Total	ug/L	MW-1S	05/15/2019		63.5000		88.9314
Barium, Total	ug/L	MW-1S	11/07/2019		140.0000	*	88.9314
Barium, Total	ug/L	MW-1S	05/26/2020		69.8000		88.9314

* - Significantly increased over background.
** - Detect at limit for 100% NDs in background (NPPL only).
*** - Manual exclusion.
ND = Not Detected, Result = detection limit.

Table C-7

Historical Downgradient Data for Constituent-Well Combinations that Failed the Current Statistical Evaluation or are in Verification Resampling Mode

Constituent	Units	Well	Date		Result		Pred. Limit
Barium, Total	ug/L	MW-1S	11/06/2020		112.0000	*	88.9314
Barium, Total	ug/L	MW-1S	05/05/2021		125.0000	*	88.9314
Barium, Total	ug/L	MW-1S	11/03/2021		64.8000		88.9314
Barium, Total	ug/L	MW-2S	04/05/2016		205.0000	*	88.9314
Barium, Total	ug/L	MW-2S	05/24/2016		158.0000	*	88.9314
Barium, Total	ug/L	MW-2S	08/08/2016		168.0000	*	88.9314
Barium, Total	ug/L	MW-2S	09/26/2016		180.0000	*	88.9314
Barium, Total	ug/L	MW-2S	11/28/2016		185.0000	*	88.9314
Barium, Total	ug/L	MW-2S	01/24/2017		97.4000	*	88.9314
Barium, Total	ug/L	MW-2S	05/22/2017		138.0000	*	88.9314
Barium, Total	ug/L	MW-2S	08/07/2017		127.0000	*	88.9314
Barium, Total	ug/L	MW-2S	05/29/2018		90.3000	*	88.9314
Barium, Total	ug/L	MW-2S	09/17/2018		86.0000		88.9314
Barium, Total	ug/L	MW-2S	05/14/2019		123.0000	*	88.9314
Barium, Total	ug/L	MW-2S	11/05/2019		195.0000	*	88.9314
Barium, Total	ug/L	MW-2S	05/19/2020		86.1000		88.9314
Barium, Total	ug/L	MW-2S	11/04/2020		137.0000	*	88.9314
Barium, Total	ug/L	MW-2S	05/03/2021		92.4000	*	88.9314
Barium, Total	ug/L	MW-2S	11/01/2021		103.0000	*	88.9314
Barium, Total	ug/L	MW-4S	04/05/2016		117.0000	*	88.9314
Barium, Total	ug/L	MW-4S	05/25/2016		136.0000	*	88.9314
Barium, Total	ug/L	MW-4S	08/08/2016		140.0000	*	88.9314
Barium, Total	ug/L	MW-4S	09/26/2016		123.0000	*	88.9314
Barium, Total	ug/L	MW-4S	11/29/2016		128.0000	*	88.9314
Barium, Total	ug/L	MW-4S	01/24/2017		119.0000	*	88.9314
Barium, Total	ug/L	MW-4S	05/22/2017		70.3000		88.9314
Barium, Total	ug/L	MW-4S	08/07/2017		93.8000	*	88.9314
Barium, Total	ug/L	MW-4S	05/29/2018		49.4000		88.9314
Barium, Total	ug/L	MW-4S	09/14/2018		93.0000	*	88.9314
Barium, Total	ug/L	MW-4S	05/14/2019		60.0000		88.9314

* - Significantly increased over background.
** - Detect at limit for 100% NDs in background (NPPL only).
*** - Manual exclusion.
ND = Not Detected, Result = detection limit.

Table C-7

Historical Downgradient Data for Constituent-Well Combinations that Failed the Current Statistical Evaluation or are in Verification Resampling Mode

Constituent	Units	Well	Date		Result		Pred. Limit
Barium, Total	ug/L	MW-4S	06/05/2020		86.0000		88.9314
Barium, Total	ug/L	MW-4S	11/03/2020		113.0000	*	88.9314
Barium, Total	ug/L	MW-4S	11/01/2021		80.8000		88.9314
Barium, Total	ug/L	MW-6S	04/06/2016		150.0000	*	88.9314
Barium, Total	ug/L	MW-6S	05/25/2016		112.0000	*	88.9314
Barium, Total	ug/L	MW-6S	08/09/2016		166.0000	*	88.9314
Barium, Total	ug/L	MW-6S	09/27/2016		160.0000	*	88.9314
Barium, Total	ug/L	MW-6S	11/29/2016		189.0000	*	88.9314
Barium, Total	ug/L	MW-6S	01/25/2017		105.0000	*	88.9314
Barium, Total	ug/L	MW-6S	05/23/2017		80.5000		88.9314
Barium, Total	ug/L	MW-6S	08/08/2017		80.6000		88.9314
Barium, Total	ug/L	MW-6S	05/30/2018		116.0000	*	88.9314
Barium, Total	ug/L	MW-6S	09/18/2018		132.0000	*	88.9314
Barium, Total	ug/L	MW-6S	05/14/2019		103.0000	*	88.9314
Barium, Total	ug/L	MW-6S	05/28/2020		141.0000	*	88.9314
Barium, Total	ug/L	MW-6S	11/09/2020		121.0000	*	88.9314
Barium, Total	ug/L	MW-6S	05/05/2021		113.0000	*	88.9314
Barium, Total	ug/L	MW-6S	11/01/2021		117.0000	*	88.9314
Cobalt, Total	ug/L	MW-4S	04/05/2016	ND	10.0000		1.0000
Cobalt, Total	ug/L	MW-4S	05/25/2016	ND	5.0000		1.0000
Cobalt, Total	ug/L	MW-4S	08/08/2016	ND	5.0000		1.0000
Cobalt, Total	ug/L	MW-4S	09/26/2016	ND	5.0000		1.0000
Cobalt, Total	ug/L	MW-4S	11/29/2016	ND	5.0000		1.0000
Cobalt, Total	ug/L	MW-4S	01/24/2017	ND	5.0000		1.0000
Cobalt, Total	ug/L	MW-4S	05/22/2017	ND	5.0000		1.0000
Cobalt, Total	ug/L	MW-4S	08/07/2017	ND	5.0000		1.0000
Cobalt, Total	ug/L	MW-4S	05/29/2018	ND	5.0000		1.0000
Cobalt, Total	ug/L	MW-4S	05/14/2019	ND	1.0000		1.0000
Cobalt, Total	ug/L	MW-4S	06/05/2020	ND	1.0000		1.0000
Cobalt, Total	ug/L	MW-4S	11/03/2020		1.1000	*	1.0000

* - Significantly increased over background.
** - Detect at limit for 100% NDs in background (NPPL only).
*** - Manual exclusion.
ND = Not Detected, Result = detection limit.

Table C-7

Historical Downgradient Data for Constituent-Well Combinations that Failed the Current Statistical Evaluation or are in Verification Resampling Mode

Constituent	Units	Well	Date		Result		Pred. Limit
Cobalt, Total	ug/L	MW-4S	11/01/2021	ND	1.0000		1.0000
Cobalt, Total	ug/L	MW-5S	04/06/2016	ND	10.0000		1.0000
Cobalt, Total	ug/L	MW-5S	05/25/2016	ND	5.0000		1.0000
Cobalt, Total	ug/L	MW-5S	08/09/2016	ND	5.0000		1.0000
Cobalt, Total	ug/L	MW-5S	09/27/2016	ND	5.0000		1.0000
Cobalt, Total	ug/L	MW-5S	11/29/2016	ND	5.0000		1.0000
Cobalt, Total	ug/L	MW-5S	01/25/2017	ND	5.0000		1.0000
Cobalt, Total	ug/L	MW-5S	05/23/2017	ND	5.0000		1.0000
Cobalt, Total	ug/L	MW-5S	08/08/2017	ND	5.0000		1.0000
Cobalt, Total	ug/L	MW-5S	05/30/2018	ND	5.0000		1.0000
Cobalt, Total	ug/L	MW-5S	05/14/2019		1.2000	*	1.0000
Cobalt, Total	ug/L	MW-5S	05/18/2020		1.0000	**	1.0000
Cobalt, Total	ug/L	MW-5S	11/05/2020	ND	1.0000		1.0000
Cobalt, Total	ug/L	MW-5S	05/06/2021		1.3000	*	1.0000
Cobalt, Total	ug/L	MW-5S	11/01/2021	ND	1.0000		1.0000
Cobalt, Total	ug/L	MW-6S	04/06/2016	ND	10.0000		1.0000
Cobalt, Total	ug/L	MW-6S	05/25/2016	ND	5.0000		1.0000
Cobalt, Total	ug/L	MW-6S	08/09/2016	ND	5.0000		1.0000
Cobalt, Total	ug/L	MW-6S	09/27/2016	ND	5.0000		1.0000
Cobalt, Total	ug/L	MW-6S	11/29/2016	ND	5.0000		1.0000
Cobalt, Total	ug/L	MW-6S	01/25/2017	ND	5.0000		1.0000
Cobalt, Total	ug/L	MW-6S	05/23/2017	ND	5.0000		1.0000
Cobalt, Total	ug/L	MW-6S	08/08/2017	ND	5.0000		1.0000
Cobalt, Total	ug/L	MW-6S	05/30/2018	ND	5.0000		1.0000
Cobalt, Total	ug/L	MW-6S	05/14/2019	ND	1.0000		1.0000
Cobalt, Total	ug/L	MW-6S	05/28/2020		2.4000	*	1.0000
Cobalt, Total	ug/L	MW-6S	11/09/2020		1.6000	*	1.0000
Cobalt, Total	ug/L	MW-6S	05/05/2021		1.8000	*	1.0000
Cobalt, Total	ug/L	MW-6S	11/01/2021		1.6000	*	1.0000
Cobalt, Total	ug/L	MW-7S	04/06/2016	ND	10.0000		1.0000

* - Significantly increased over background.
** - Detect at limit for 100% NDs in background (NPPL only).
*** - Manual exclusion.
ND = Not Detected, Result = detection limit.

Table C-7

Historical Downgradient Data for Constituent-Well Combinations that Failed the Current Statistical Evaluation or are in Verification Resampling Mode

Constituent	Units	Well	Date		Result		Pred. Limit
Cobalt, Total	ug/L	MW-7S	05/25/2016	ND	5.0000		1.0000
Cobalt, Total	ug/L	MW-7S	08/09/2016	ND	5.0000		1.0000
Cobalt, Total	ug/L	MW-7S	09/27/2016	ND	5.0000		1.0000
Cobalt, Total	ug/L	MW-7S	11/29/2016	ND	5.0000		1.0000
Cobalt, Total	ug/L	MW-7S	01/25/2017	ND	5.0000		1.0000
Cobalt, Total	ug/L	MW-7S	05/23/2017	ND	5.0000		1.0000
Cobalt, Total	ug/L	MW-7S	08/08/2017	ND	5.0000		1.0000
Cobalt, Total	ug/L	MW-7S	05/30/2018	ND	5.0000		1.0000
Cobalt, Total	ug/L	MW-7S	05/15/2019		1.1000	*	1.0000
Cobalt, Total	ug/L	MW-7S	11/06/2019		1.6000	*	1.0000
Cobalt, Total	ug/L	MW-7S	05/27/2020	ND	1.0000		1.0000
Cobalt, Total	ug/L	MW-7S	11/17/2020	ND	1.0000		1.0000
Cobalt, Total	ug/L	MW-7S	05/06/2021		1.5000	*	1.0000
Cobalt, Total	ug/L	MW-7S	11/02/2021	ND	1.0000		1.0000
Fluoride	mg/L	MW-10S	04/06/2016		3.5000	*	0.2453
Fluoride	mg/L	MW-10S	05/25/2016		3.0000	*	0.2453
Fluoride	mg/L	MW-10S	08/09/2016		2.2000	*	0.2453
Fluoride	mg/L	MW-10S	09/27/2016		2.6000	*	0.2453
Fluoride	mg/L	MW-10S	11/29/2016		3.1000	*	0.2453
Fluoride	mg/L	MW-10S	01/25/2017		2.7000	*	0.2453
Fluoride	mg/L	MW-10S	05/23/2017		2.4000	*	0.2453
Fluoride	mg/L	MW-10S	08/08/2017		2.1000	*	0.2453
Fluoride	mg/L	MW-10S	09/20/2017		1.8000	*	0.2453
Fluoride	mg/L	MW-10S	05/30/2018		2.2000	*	0.2453
Fluoride	mg/L	MW-10S	09/18/2018		2.7000	*	0.2453
Fluoride	mg/L	MW-10S	05/16/2019		2.5000	*	0.2453
Fluoride	mg/L	MW-10S	11/05/2019		2.1000	*	0.2453
Fluoride	mg/L	MW-10S	05/19/2020		2.0000	*	0.2453
Fluoride	mg/L	MW-10S	11/05/2020		2.4000	*	0.2453
Fluoride	mg/L	MW-10S	05/06/2021		2.5000	*	0.2453

* - Significantly increased over background.
** - Detect at limit for 100% NDs in background (NPPL only).
*** - Manual exclusion.
ND = Not Detected, Result = detection limit.

Table C-7

Historical Downgradient Data for Constituent-Well Combinations that Failed the Current Statistical Evaluation or are in Verification Resampling Mode

Constituent	Units	Well	Date		Result		Pred. Limit
Fluoride	mg/L	MW-10S	11/02/2021		2.5000	*	0.2453
Fluoride	mg/L	MW-11S	04/07/2016		1.2000	*	0.2453
Fluoride	mg/L	MW-11S	05/26/2016		1.3000	*	0.2453
Fluoride	mg/L	MW-11S	08/10/2016		1.4000	*	0.2453
Fluoride	mg/L	MW-11S	09/28/2016		1.5000	*	0.2453
Fluoride	mg/L	MW-11S	11/30/2016		1.5000	*	0.2453
Fluoride	mg/L	MW-11S	01/26/2017		1.6000	*	0.2453
Fluoride	mg/L	MW-11S	05/24/2017		1.5000	*	0.2453
Fluoride	mg/L	MW-11S	08/09/2017		1.5000	*	0.2453
Fluoride	mg/L	MW-11S	09/20/2017		1.6000	*	0.2453
Fluoride	mg/L	MW-11S	05/29/2018		1.5000	*	0.2453
Fluoride	mg/L	MW-11S	09/14/2018		1.4000	*	0.2453
Fluoride	mg/L	MW-11S	05/15/2019		1.4000	*	0.2453
Fluoride	mg/L	MW-11S	11/07/2019		1.4000	*	0.2453
Fluoride	mg/L	MW-11S	05/27/2020		1.6000	*	0.2453
Fluoride	mg/L	MW-11S	11/05/2020		1.6000	*	0.2453
Fluoride	mg/L	MW-11S	05/05/2021		1.4000	*	0.2453
Fluoride	mg/L	MW-11S	11/01/2021		1.4000	*	0.2453
Fluoride	mg/L	MW-12S	04/06/2016		0.3500	*	0.2453
Fluoride	mg/L	MW-12S	05/25/2016		0.3700	*	0.2453
Fluoride	mg/L	MW-12S	08/09/2016		0.3800	*	0.2453
Fluoride	mg/L	MW-12S	09/27/2016		0.3800	*	0.2453
Fluoride	mg/L	MW-12S	11/29/2016		0.4200	*	0.2453
Fluoride	mg/L	MW-12S	01/25/2017		0.5200	*	0.2453
Fluoride	mg/L	MW-12S	05/23/2017		0.5100	*	0.2453
Fluoride	mg/L	MW-12S	08/08/2017		0.5700	*	0.2453
Fluoride	mg/L	MW-12S	09/20/2017		0.7500	*	0.2453
Fluoride	mg/L	MW-12S	05/30/2018		1.8000	*	0.2453
Fluoride	mg/L	MW-12S	09/17/2018		1.7000	*	0.2453
Fluoride	mg/L	MW-12S	05/16/2019		1.5000	*	0.2453

* - Significantly increased over background.
** - Detect at limit for 100% NDs in background (NPPL only).
*** - Manual exclusion.
ND = Not Detected, Result = detection limit.

Table C-7

Historical Downgradient Data for Constituent-Well Combinations that Failed the Current Statistical Evaluation or are in Verification Resampling Mode

Constituent	Units	Well	Date		Result		Pred. Limit
Fluoride	mg/L	MW-12S	05/29/2020		1.8000	*	0.2453
Fluoride	mg/L	MW-12S	11/05/2020		1.8000	*	0.2453
Fluoride	mg/L	MW-12S	11/01/2021		1.8000	*	0.2453
Fluoride	mg/L	MW-13S	04/06/2016		0.5200	*	0.2453
Fluoride	mg/L	MW-13S	05/25/2016		0.5200	*	0.2453
Fluoride	mg/L	MW-13S	08/09/2016		0.4900	*	0.2453
Fluoride	mg/L	MW-13S	09/27/2016		0.5200	*	0.2453
Fluoride	mg/L	MW-13S	11/29/2016		0.5500	*	0.2453
Fluoride	mg/L	MW-13S	01/25/2017		0.5700	*	0.2453
Fluoride	mg/L	MW-13S	05/23/2017		0.6300	*	0.2453
Fluoride	mg/L	MW-13S	08/08/2017		0.7200	*	0.2453
Fluoride	mg/L	MW-13S	09/20/2017		0.6500	*	0.2453
Fluoride	mg/L	MW-13S	05/30/2018		0.8600	*	0.2453
Fluoride	mg/L	MW-13S	09/18/2018		0.8800	*	0.2453
Fluoride	mg/L	MW-13S	05/15/2019		0.8300	*	0.2453
Fluoride	mg/L	MW-13S	11/07/2019		0.7800	*	0.2453
Fluoride	mg/L	MW-13S	05/19/2020		0.9300	*	0.2453
Fluoride	mg/L	MW-13S	11/05/2020		0.9400	*	0.2453
Fluoride	mg/L	MW-13S	05/06/2021		0.9200	*	0.2453
Fluoride	mg/L	MW-13S	11/02/2021		0.8300	*	0.2453
Fluoride	mg/L	MW-1S	04/07/2016		0.5200	*	0.2453
Fluoride	mg/L	MW-1S	05/26/2016		0.5700	*	0.2453
Fluoride	mg/L	MW-1S	08/09/2016		0.4900	*	0.2453
Fluoride	mg/L	MW-1S	09/27/2016		0.5100	*	0.2453
Fluoride	mg/L	MW-1S	11/29/2016		0.5800	*	0.2453
Fluoride	mg/L	MW-1S	01/26/2017		0.6900	*	0.2453
Fluoride	mg/L	MW-1S	05/23/2017		0.6900	*	0.2453
Fluoride	mg/L	MW-1S	08/09/2017		0.7000	*	0.2453
Fluoride	mg/L	MW-1S	09/20/2017		0.6200	*	0.2453
Fluoride	mg/L	MW-1S	05/29/2018		0.6200	*	0.2453

* - Significantly increased over background.
** - Detect at limit for 100% NDs in background (NPPL only).
*** - Manual exclusion.
ND = Not Detected, Result = detection limit.

Table C-7

Historical Downgradient Data for Constituent-Well Combinations that Failed the Current Statistical Evaluation or are in Verification Resampling Mode

Constituent	Units	Well	Date		Result		Pred. Limit
Fluoride	mg/L	MW-1S	09/17/2018		0.6200	*	0.2453
Fluoride	mg/L	MW-1S	05/15/2019		0.5000	*	0.2453
Fluoride	mg/L	MW-1S	11/07/2019		0.4200	*	0.2453
Fluoride	mg/L	MW-1S	05/26/2020		0.3600	*	0.2453
Fluoride	mg/L	MW-1S	11/06/2020		0.3500	*	0.2453
Fluoride	mg/L	MW-1S	05/05/2021		0.2400		0.2453
Fluoride	mg/L	MW-1S	11/03/2021		0.3100	*	0.2453
Fluoride	mg/L	MW-2S	04/05/2016		0.8400	*	0.2453
Fluoride	mg/L	MW-2S	05/24/2016		1.1000	*	0.2453
Fluoride	mg/L	MW-2S	08/08/2016		1.2000	*	0.2453
Fluoride	mg/L	MW-2S	09/26/2016		1.8000	*	0.2453
Fluoride	mg/L	MW-2S	11/28/2016		1.3000	*	0.2453
Fluoride	mg/L	MW-2S	01/24/2017		2.4000	*	0.2453
Fluoride	mg/L	MW-2S	05/22/2017		1.4000	*	0.2453
Fluoride	mg/L	MW-2S	08/07/2017		1.8000	*	0.2453
Fluoride	mg/L	MW-2S	09/20/2017		1.6000	*	0.2453
Fluoride	mg/L	MW-2S	05/29/2018		1.1000	*	0.2453
Fluoride	mg/L	MW-2S	09/17/2018		1.8000	*	0.2453
Fluoride	mg/L	MW-2S	05/14/2019		0.9600	*	0.2453
Fluoride	mg/L	MW-2S	11/05/2019		0.7000	*	0.2453
Fluoride	mg/L	MW-2S	05/19/2020		0.5800	*	0.2453
Fluoride	mg/L	MW-2S	11/04/2020		0.2800	*	0.2453
Fluoride	mg/L	MW-2S	05/03/2021		0.4600	*	0.2453
Fluoride	mg/L	MW-2S	11/01/2021		0.5000	*	0.2453
Fluoride	mg/L	MW-5S	04/06/2016		4.0000	*	0.2453
Fluoride	mg/L	MW-5S	05/25/2016		4.0000	*	0.2453
Fluoride	mg/L	MW-5S	08/09/2016		3.5000	*	0.2453
Fluoride	mg/L	MW-5S	09/27/2016		3.4000	*	0.2453
Fluoride	mg/L	MW-5S	11/29/2016		3.4000	*	0.2453
Fluoride	mg/L	MW-5S	01/25/2017		3.4000	*	0.2453

* - Significantly increased over background.
** - Detect at limit for 100% NDs in background (NPPL only).
*** - Manual exclusion.
ND = Not Detected, Result = detection limit.

Table C-7

Historical Downgradient Data for Constituent-Well Combinations that Failed the Current Statistical Evaluation or are in Verification Resampling Mode

Constituent	Units	Well	Date		Result		Pred. Limit
Fluoride	mg/L	MW-5S	05/23/2017		3.4000	*	0.2453
Fluoride	mg/L	MW-5S	08/08/2017		3.4000	*	0.2453
Fluoride	mg/L	MW-5S	09/20/2017		3.4000	*	0.2453
Fluoride	mg/L	MW-5S	05/30/2018		2.6000	*	0.2453
Fluoride	mg/L	MW-5S	09/18/2018		3.0000	*	0.2453
Fluoride	mg/L	MW-5S	05/14/2019		2.5000	*	0.2453
Fluoride	mg/L	MW-5S	05/18/2020		2.4000	*	0.2453
Fluoride	mg/L	MW-5S	11/05/2020		2.3000	*	0.2453
Fluoride	mg/L	MW-5S	05/06/2021		1.7000	*	0.2453
Fluoride	mg/L	MW-5S	11/01/2021		1.9000	*	0.2453
Fluoride	mg/L	MW-6S	04/06/2016		0.9300	*	0.2453
Fluoride	mg/L	MW-6S	05/25/2016		0.9400	*	0.2453
Fluoride	mg/L	MW-6S	08/09/2016		0.7600	*	0.2453
Fluoride	mg/L	MW-6S	09/27/2016		0.8400	*	0.2453
Fluoride	mg/L	MW-6S	11/29/2016		0.9100	*	0.2453
Fluoride	mg/L	MW-6S	01/25/2017		0.7400	*	0.2453
Fluoride	mg/L	MW-6S	05/23/2017		0.8300	*	0.2453
Fluoride	mg/L	MW-6S	08/08/2017		1.1000	*	0.2453
Fluoride	mg/L	MW-6S	09/20/2017		0.9300	*	0.2453
Fluoride	mg/L	MW-6S	05/30/2018		1.0000	*	0.2453
Fluoride	mg/L	MW-6S	09/18/2018		1.2000	*	0.2453
Fluoride	mg/L	MW-6S	05/14/2019		0.5500	*	0.2453
Fluoride	mg/L	MW-6S	05/28/2020		1.0000	*	0.2453
Fluoride	mg/L	MW-6S	11/09/2020		1.4000	*	0.2453
Fluoride	mg/L	MW-6S	05/05/2021		1.3000	*	0.2453
Fluoride	mg/L	MW-6S	11/01/2021		1.2000	*	0.2453
Fluoride	mg/L	MW-7S	04/06/2016		0.3400	*	0.2453
Fluoride	mg/L	MW-7S	05/25/2016		0.3800	*	0.2453
Fluoride	mg/L	MW-7S	08/09/2016		0.3400	*	0.2453
Fluoride	mg/L	MW-7S	09/27/2016		0.3600	*	0.2453

* - Significantly increased over background.
** - Detect at limit for 100% NDs in background (NPPL only).
*** - Manual exclusion.
ND = Not Detected, Result = detection limit.

Table C-7

Historical Downgradient Data for Constituent-Well Combinations that Failed the Current Statistical Evaluation or are in Verification Resampling Mode

Constituent	Units	Well	Date		Result		Pred. Limit
Fluoride	mg/L	MW-7S	11/29/2016		0.3600	*	0.2453
Fluoride	mg/L	MW-7S	01/25/2017		0.3400	*	0.2453
Fluoride	mg/L	MW-7S	05/23/2017		0.3700	*	0.2453
Fluoride	mg/L	MW-7S	08/08/2017		0.4100	*	0.2453
Fluoride	mg/L	MW-7S	09/20/2017		0.4000	*	0.2453
Fluoride	mg/L	MW-7S	05/30/2018		0.4200	*	0.2453
Fluoride	mg/L	MW-7S	09/18/2018		0.4500	*	0.2453
Fluoride	mg/L	MW-7S	05/15/2019		0.5000	*	0.2453
Fluoride	mg/L	MW-7S	11/06/2019		0.4600	*	0.2453
Fluoride	mg/L	MW-7S	05/27/2020		0.5700	*	0.2453
Fluoride	mg/L	MW-7S	11/17/2020		0.5400	*	0.2453
Fluoride	mg/L	MW-7S	05/06/2021		0.5100	*	0.2453
Fluoride	mg/L	MW-7S	11/02/2021		0.5000	*	0.2453
Lithium, Total	ug/L	MW-10S	04/06/2016		106.0000	*	20.0000
Lithium, Total	ug/L	MW-10S	05/25/2016		94.9000	*	20.0000
Lithium, Total	ug/L	MW-10S	08/09/2016		98.6000	*	20.0000
Lithium, Total	ug/L	MW-10S	09/27/2016		79.3000	*	20.0000
Lithium, Total	ug/L	MW-10S	11/29/2016		96.6000	*	20.0000
Lithium, Total	ug/L	MW-10S	01/25/2017		95.2000	*	20.0000
Lithium, Total	ug/L	MW-10S	05/23/2017		72.0000	*	20.0000
Lithium, Total	ug/L	MW-10S	08/08/2017		93.2000	*	20.0000
Lithium, Total	ug/L	MW-10S	05/30/2018		57.0000	*	20.0000
Lithium, Total	ug/L	MW-10S	09/18/2018		59.2000	*	20.0000
Lithium, Total	ug/L	MW-10S	05/16/2019		69.5000	*	20.0000
Lithium, Total	ug/L	MW-10S	11/05/2019		60.5000	*	20.0000
Lithium, Total	ug/L	MW-10S	05/19/2020		75.8000	*	20.0000
Lithium, Total	ug/L	MW-10S	11/05/2020		49.9000	*	20.0000
Lithium, Total	ug/L	MW-10S	05/06/2021		45.3000	*	20.0000
Lithium, Total	ug/L	MW-10S	11/02/2021		53.3000	*	20.0000
Lithium, Total	ug/L	MW-12S	04/06/2016		215.0000	*	20.0000

* - Significantly increased over background.
** - Detect at limit for 100% NDs in background (NPPL only).
*** - Manual exclusion.
ND = Not Detected, Result = detection limit.

Table C-7

Historical Downgradient Data for Constituent-Well Combinations that Failed the Current Statistical Evaluation or are in Verification Resampling Mode

Constituent	Units	Well	Date		Result		Pred. Limit
Lithium, Total	ug/L	MW-12S	05/25/2016		196.0000	*	20.0000
Lithium, Total	ug/L	MW-12S	08/09/2016		193.0000	*	20.0000
Lithium, Total	ug/L	MW-12S	09/27/2016		176.0000	*	20.0000
Lithium, Total	ug/L	MW-12S	11/29/2016		189.0000	*	20.0000
Lithium, Total	ug/L	MW-12S	01/25/2017		158.0000	*	20.0000
Lithium, Total	ug/L	MW-12S	05/23/2017		155.0000	*	20.0000
Lithium, Total	ug/L	MW-12S	08/08/2017		160.0000	*	20.0000
Lithium, Total	ug/L	MW-12S	05/30/2018		106.0000	*	20.0000
Lithium, Total	ug/L	MW-12S	09/17/2018		116.0000	*	20.0000
Lithium, Total	ug/L	MW-12S	05/16/2019		127.0000	*	20.0000
Lithium, Total	ug/L	MW-12S	05/29/2020		97.5000	*	20.0000
Lithium, Total	ug/L	MW-12S	11/05/2020		84.6000	*	20.0000
Lithium, Total	ug/L	MW-12S	11/01/2021		73.2000	*	20.0000
Lithium, Total	ug/L	MW-13S	04/06/2016		89.0000	*	20.0000
Lithium, Total	ug/L	MW-13S	05/25/2016		105.0000	*	20.0000
Lithium, Total	ug/L	MW-13S	08/09/2016		116.0000	*	20.0000
Lithium, Total	ug/L	MW-13S	09/27/2016		119.0000	*	20.0000
Lithium, Total	ug/L	MW-13S	11/29/2016		148.0000	*	20.0000
Lithium, Total	ug/L	MW-13S	01/25/2017		143.0000	*	20.0000
Lithium, Total	ug/L	MW-13S	05/23/2017		116.0000	*	20.0000
Lithium, Total	ug/L	MW-13S	08/08/2017		107.0000	*	20.0000
Lithium, Total	ug/L	MW-13S	05/30/2018		91.4000	*	20.0000
Lithium, Total	ug/L	MW-13S	09/18/2018		84.6000	*	20.0000
Lithium, Total	ug/L	MW-13S	05/15/2019		99.7000	*	20.0000
Lithium, Total	ug/L	MW-13S	11/07/2019		75.1000	*	20.0000
Lithium, Total	ug/L	MW-13S	05/19/2020		83.6000	*	20.0000
Lithium, Total	ug/L	MW-13S	11/05/2020		69.3000	*	20.0000
Lithium, Total	ug/L	MW-13S	05/06/2021		62.5000	*	20.0000
Lithium, Total	ug/L	MW-13S	11/02/2021		73.3000	*	20.0000
Lithium, Total	ug/L	MW-4S	04/05/2016		23.9000	*	20.0000

* - Significantly increased over background.
** - Detect at limit for 100% NDs in background (NPPL only).
*** - Manual exclusion.
ND = Not Detected, Result = detection limit.

Table C-7

Historical Downgradient Data for Constituent-Well Combinations that Failed the Current Statistical Evaluation or are in Verification Resampling Mode

Constituent	Units	Well	Date		Result		Pred. Limit
Lithium, Total	ug/L	MW-4S	05/25/2016		21.5000	*	20.0000
Lithium, Total	ug/L	MW-4S	08/08/2016		20.7000	*	20.0000
Lithium, Total	ug/L	MW-4S	09/26/2016	ND	20.0000		20.0000
Lithium, Total	ug/L	MW-4S	11/29/2016		25.4000	*	20.0000
Lithium, Total	ug/L	MW-4S	01/24/2017		20.9000	*	20.0000
Lithium, Total	ug/L	MW-4S	05/22/2017	ND	20.0000		20.0000
Lithium, Total	ug/L	MW-4S	08/07/2017		22.2000	*	20.0000
Lithium, Total	ug/L	MW-4S	05/29/2018	ND	20.0000		20.0000
Lithium, Total	ug/L	MW-4S	09/14/2018	ND	20.0000		20.0000
Lithium, Total	ug/L	MW-4S	05/14/2019	ND	20.0000		20.0000
Lithium, Total	ug/L	MW-4S	06/05/2020	ND	20.0000		20.0000
Lithium, Total	ug/L	MW-4S	11/03/2020	ND	20.0000		20.0000
Lithium, Total	ug/L	MW-4S	11/01/2021		23.4000	*	20.0000
Lithium, Total	ug/L	MW-5S	04/06/2016		89.6000	*	20.0000
Lithium, Total	ug/L	MW-5S	05/25/2016		78.3000	*	20.0000
Lithium, Total	ug/L	MW-5S	08/09/2016		75.3000	*	20.0000
Lithium, Total	ug/L	MW-5S	09/27/2016		76.3000	*	20.0000
Lithium, Total	ug/L	MW-5S	11/29/2016		94.6000	*	20.0000
Lithium, Total	ug/L	MW-5S	01/25/2017		85.7000	*	20.0000
Lithium, Total	ug/L	MW-5S	05/23/2017		57.4000	*	20.0000
Lithium, Total	ug/L	MW-5S	08/08/2017		63.9000	*	20.0000
Lithium, Total	ug/L	MW-5S	05/30/2018		57.5000	*	20.0000
Lithium, Total	ug/L	MW-5S	09/18/2018		52.8000	*	20.0000
Lithium, Total	ug/L	MW-5S	05/14/2019		59.9000	*	20.0000
Lithium, Total	ug/L	MW-5S	05/18/2020		54.9000	*	20.0000
Lithium, Total	ug/L	MW-5S	11/05/2020		41.7000	*	20.0000
Lithium, Total	ug/L	MW-5S	05/06/2021		42.2000	*	20.0000
Lithium, Total	ug/L	MW-5S	11/01/2021		46.2000	*	20.0000
Lithium, Total	ug/L	MW-6S	04/06/2016		112.0000	*	20.0000
Lithium, Total	ug/L	MW-6S	05/25/2016		99.0000	*	20.0000

* - Significantly increased over background.
** - Detect at limit for 100% NDs in background (NPPL only).
*** - Manual exclusion.
ND = Not Detected, Result = detection limit.

Table C-7

Historical Downgradient Data for Constituent-Well Combinations that Failed the Current Statistical Evaluation or are in Verification Resampling Mode

Constituent	Units	Well	Date		Result		Pred. Limit
Lithium, Total	ug/L	MW-6S	08/09/2016		102.0000	*	20.0000
Lithium, Total	ug/L	MW-6S	09/27/2016		89.1000	*	20.0000
Lithium, Total	ug/L	MW-6S	11/29/2016		101.0000	*	20.0000
Lithium, Total	ug/L	MW-6S	01/25/2017		114.0000	*	20.0000
Lithium, Total	ug/L	MW-6S	05/23/2017		99.0000	*	20.0000
Lithium, Total	ug/L	MW-6S	08/08/2017		86.5000	*	20.0000
Lithium, Total	ug/L	MW-6S	05/30/2018		75.8000	*	20.0000
Lithium, Total	ug/L	MW-6S	09/18/2018		58.4000	*	20.0000
Lithium, Total	ug/L	MW-6S	05/14/2019		117.0000	*	20.0000
Lithium, Total	ug/L	MW-6S	05/28/2020		84.5000	*	20.0000
Lithium, Total	ug/L	MW-6S	11/09/2020		61.9000	*	20.0000
Lithium, Total	ug/L	MW-6S	05/05/2021		62.6000	*	20.0000
Lithium, Total	ug/L	MW-6S	11/01/2021		73.0000	*	20.0000
Lithium, Total	ug/L	MW-7S	04/06/2016		116.0000	*	20.0000
Lithium, Total	ug/L	MW-7S	05/25/2016		110.0000	*	20.0000
Lithium, Total	ug/L	MW-7S	08/09/2016		109.0000	*	20.0000
Lithium, Total	ug/L	MW-7S	09/27/2016		101.0000	*	20.0000
Lithium, Total	ug/L	MW-7S	11/29/2016		128.0000	*	20.0000
Lithium, Total	ug/L	MW-7S	01/25/2017		145.0000	*	20.0000
Lithium, Total	ug/L	MW-7S	05/23/2017		135.0000	*	20.0000
Lithium, Total	ug/L	MW-7S	08/08/2017		131.0000	*	20.0000
Lithium, Total	ug/L	MW-7S	05/30/2018		103.0000	*	20.0000
Lithium, Total	ug/L	MW-7S	09/18/2018		94.3000	*	20.0000
Lithium, Total	ug/L	MW-7S	05/15/2019		106.0000	*	20.0000
Lithium, Total	ug/L	MW-7S	11/06/2019		89.8000	*	20.0000
Lithium, Total	ug/L	MW-7S	05/27/2020		87.1000	*	20.0000
Lithium, Total	ug/L	MW-7S	11/17/2020		86.8000	*	20.0000
Lithium, Total	ug/L	MW-7S	05/06/2021		81.7000	*	20.0000
Lithium, Total	ug/L	MW-7S	11/02/2021		85.8000	*	20.0000
Lithium, Total	ug/L	MW-8S	04/07/2016		182.0000	*	20.0000

* - Significantly increased over background.
** - Detect at limit for 100% NDs in background (NPPL only).
*** - Manual exclusion.
ND = Not Detected, Result = detection limit.

Table C-7

Historical Downgradient Data for Constituent-Well Combinations that Failed the Current Statistical Evaluation or are in Verification Resampling Mode

Constituent	Units	Well	Date		Result		Pred. Limit
Lithium, Total	ug/L	MW-8S	05/26/2016		135.0000	*	20.0000
Lithium, Total	ug/L	MW-8S	08/09/2016		204.0000	*	20.0000
Lithium, Total	ug/L	MW-8S	09/28/2016		184.0000	*	20.0000
Lithium, Total	ug/L	MW-8S	11/30/2016		184.0000	*	20.0000
Lithium, Total	ug/L	MW-8S	01/26/2017		155.0000	*	20.0000
Lithium, Total	ug/L	MW-8S	05/23/2017		94.0000	*	20.0000
Lithium, Total	ug/L	MW-8S	08/09/2017		73.8000	*	20.0000
Lithium, Total	ug/L	MW-8S	05/29/2018		132.0000	*	20.0000
Lithium, Total	ug/L	MW-8S	09/17/2018		147.0000	*	20.0000
Lithium, Total	ug/L	MW-8S	05/15/2019		124.0000	*	20.0000
Lithium, Total	ug/L	MW-8S	11/07/2019		174.0000	*	20.0000
Lithium, Total	ug/L	MW-8S	05/26/2020		124.0000	*	20.0000
Lithium, Total	ug/L	MW-8S	11/09/2020		188.0000	*	20.0000
Lithium, Total	ug/L	MW-8S	05/05/2021		123.0000	*	20.0000
Lithium, Total	ug/L	MW-8S	11/04/2021		137.0000	*	20.0000
Lithium, Total	ug/L	MW-9S	04/06/2016		126.0000	*	20.0000
Lithium, Total	ug/L	MW-9S	05/25/2016		110.0000	*	20.0000
Lithium, Total	ug/L	MW-9S	08/08/2016		103.0000	*	20.0000
Lithium, Total	ug/L	MW-9S	09/27/2016		84.9000	*	20.0000
Lithium, Total	ug/L	MW-9S	11/28/2016		116.0000	*	20.0000
Lithium, Total	ug/L	MW-9S	01/25/2017		114.0000	*	20.0000
Lithium, Total	ug/L	MW-9S	05/23/2017		86.7000	*	20.0000
Lithium, Total	ug/L	MW-9S	08/08/2017		90.6000	*	20.0000
Lithium, Total	ug/L	MW-9S	05/30/2018		93.3000	*	20.0000
Lithium, Total	ug/L	MW-9S	09/17/2018		89.4000	*	20.0000
Lithium, Total	ug/L	MW-9S	05/16/2019		70.3000	*	20.0000
Lithium, Total	ug/L	MW-9S	05/29/2020		86.0000	*	20.0000
Lithium, Total	ug/L	MW-9S	11/09/2020		72.7000	*	20.0000
Molybdenum, Total	ug/L	MW-10S	04/06/2016		324.0000	*	10.0000
Molybdenum, Total	ug/L	MW-10S	05/25/2016		299.0000	*	10.0000

* - Significantly increased over background.
** - Detect at limit for 100% NDs in background (NPPL only).
*** - Manual exclusion.
ND = Not Detected, Result = detection limit.

Table C-7

Historical Downgradient Data for Constituent-Well Combinations that Failed the Current Statistical Evaluation or are in Verification Resampling Mode

Constituent	Units	Well	Date		Result		Pred. Limit
Molybdenum, Total	ug/L	MW-10S	08/09/2016		279.0000	*	10.0000
Molybdenum, Total	ug/L	MW-10S	09/27/2016		247.0000	*	10.0000
Molybdenum, Total	ug/L	MW-10S	11/29/2016		241.0000	*	10.0000
Molybdenum, Total	ug/L	MW-10S	01/25/2017		200.0000	*	10.0000
Molybdenum, Total	ug/L	MW-10S	05/23/2017		219.0000	*	10.0000
Molybdenum, Total	ug/L	MW-10S	08/08/2017		166.0000	*	10.0000
Molybdenum, Total	ug/L	MW-10S	05/30/2018		138.0000	*	10.0000
Molybdenum, Total	ug/L	MW-10S	09/18/2018		117.0000	*	10.0000
Molybdenum, Total	ug/L	MW-10S	05/16/2019		93.4000	*	10.0000
Molybdenum, Total	ug/L	MW-10S	11/05/2019		93.4000	*	10.0000
Molybdenum, Total	ug/L	MW-10S	05/19/2020		82.7000	*	10.0000
Molybdenum, Total	ug/L	MW-10S	11/05/2020		77.4000	*	10.0000
Molybdenum, Total	ug/L	MW-10S	05/06/2021		72.2000	*	10.0000
Molybdenum, Total	ug/L	MW-10S	11/02/2021		71.2000	*	10.0000
Molybdenum, Total	ug/L	MW-11S	04/07/2016		77.3000	*	10.0000
Molybdenum, Total	ug/L	MW-11S	05/26/2016		81.5000	*	10.0000
Molybdenum, Total	ug/L	MW-11S	08/10/2016		82.0000	*	10.0000
Molybdenum, Total	ug/L	MW-11S	09/28/2016		80.7000	*	10.0000
Molybdenum, Total	ug/L	MW-11S	11/30/2016		82.9000	*	10.0000
Molybdenum, Total	ug/L	MW-11S	01/26/2017		83.4000	*	10.0000
Molybdenum, Total	ug/L	MW-11S	05/24/2017		78.7000	*	10.0000
Molybdenum, Total	ug/L	MW-11S	08/09/2017		73.5000	*	10.0000
Molybdenum, Total	ug/L	MW-11S	05/29/2018		73.3000	*	10.0000
Molybdenum, Total	ug/L	MW-11S	09/14/2018		74.4000	*	10.0000
Molybdenum, Total	ug/L	MW-11S	05/15/2019		73.2000	*	10.0000
Molybdenum, Total	ug/L	MW-11S	11/07/2019		75.9000	*	10.0000
Molybdenum, Total	ug/L	MW-11S	05/27/2020		83.3000	*	10.0000
Molybdenum, Total	ug/L	MW-11S	11/05/2020		80.6000	*	10.0000
Molybdenum, Total	ug/L	MW-11S	05/05/2021		77.6000	*	10.0000
Molybdenum, Total	ug/L	MW-11S	11/01/2021		76.1000	*	10.0000

* - Significantly increased over background.
** - Detect at limit for 100% NDs in background (NPPL only).
*** - Manual exclusion.
ND = Not Detected, Result = detection limit.

Table C-7

Historical Downgradient Data for Constituent-Well Combinations that Failed the Current Statistical Evaluation or are in Verification Resampling Mode

Constituent	Units	Well	Date		Result		Pred. Limit
Molybdenum, Total	ug/L	MW-12S	04/06/2016		256.0000	*	10.0000
Molybdenum, Total	ug/L	MW-12S	05/25/2016		274.0000	*	10.0000
Molybdenum, Total	ug/L	MW-12S	08/09/2016		279.0000	*	10.0000
Molybdenum, Total	ug/L	MW-12S	09/27/2016		265.0000	*	10.0000
Molybdenum, Total	ug/L	MW-12S	11/29/2016		269.0000	*	10.0000
Molybdenum, Total	ug/L	MW-12S	01/25/2017		227.0000	*	10.0000
Molybdenum, Total	ug/L	MW-12S	05/23/2017		273.0000	*	10.0000
Molybdenum, Total	ug/L	MW-12S	08/08/2017		283.0000	*	10.0000
Molybdenum, Total	ug/L	MW-12S	05/30/2018		287.0000	*	10.0000
Molybdenum, Total	ug/L	MW-12S	09/17/2018		294.0000	*	10.0000
Molybdenum, Total	ug/L	MW-12S	05/16/2019		241.0000	*	10.0000
Molybdenum, Total	ug/L	MW-12S	05/29/2020		198.0000	*	10.0000
Molybdenum, Total	ug/L	MW-12S	11/05/2020		196.0000	*	10.0000
Molybdenum, Total	ug/L	MW-12S	11/01/2021		144.0000	*	10.0000
Molybdenum, Total	ug/L	MW-13S	04/06/2016		577.0000	*	10.0000
Molybdenum, Total	ug/L	MW-13S	05/25/2016		563.0000	*	10.0000
Molybdenum, Total	ug/L	MW-13S	08/09/2016		552.0000	*	10.0000
Molybdenum, Total	ug/L	MW-13S	09/27/2016		517.0000	*	10.0000
Molybdenum, Total	ug/L	MW-13S	11/29/2016		517.0000	*	10.0000
Molybdenum, Total	ug/L	MW-13S	01/25/2017		481.0000	*	10.0000
Molybdenum, Total	ug/L	MW-13S	05/23/2017		508.0000	*	10.0000
Molybdenum, Total	ug/L	MW-13S	08/08/2017		511.0000	*	10.0000
Molybdenum, Total	ug/L	MW-13S	05/30/2018		720.0000	*	10.0000
Molybdenum, Total	ug/L	MW-13S	09/18/2018		770.0000	*	10.0000
Molybdenum, Total	ug/L	MW-13S	05/15/2019		782.0000	*	10.0000
Molybdenum, Total	ug/L	MW-13S	11/07/2019		809.0000	*	10.0000
Molybdenum, Total	ug/L	MW-13S	05/19/2020		746.0000	*	10.0000
Molybdenum, Total	ug/L	MW-13S	11/05/2020		722.0000	*	10.0000
Molybdenum, Total	ug/L	MW-13S	05/06/2021		692.0000	*	10.0000
Molybdenum, Total	ug/L	MW-13S	11/02/2021		553.0000	*	10.0000

* - Significantly increased over background.
** - Detect at limit for 100% NDs in background (NPPL only).
*** - Manual exclusion.
ND = Not Detected, Result = detection limit.

Table C-7

Historical Downgradient Data for Constituent-Well Combinations that Failed the Current Statistical Evaluation or are in Verification Resampling Mode

Constituent	Units	Well	Date		Result		Pred. Limit
Molybdenum, Total	ug/L	MW-1S	04/07/2016		456.0000	*	10.0000
Molybdenum, Total	ug/L	MW-1S	05/26/2016		309.0000	*	10.0000
Molybdenum, Total	ug/L	MW-1S	08/09/2016		199.0000	*	10.0000
Molybdenum, Total	ug/L	MW-1S	09/27/2016		167.0000	*	10.0000
Molybdenum, Total	ug/L	MW-1S	11/29/2016		151.0000	*	10.0000
Molybdenum, Total	ug/L	MW-1S	01/26/2017		247.0000	*	10.0000
Molybdenum, Total	ug/L	MW-1S	05/23/2017		106.0000	*	10.0000
Molybdenum, Total	ug/L	MW-1S	08/09/2017		88.6000	*	10.0000
Molybdenum, Total	ug/L	MW-1S	05/29/2018		57.9000	*	10.0000
Molybdenum, Total	ug/L	MW-1S	09/17/2018		51.8000	*	10.0000
Molybdenum, Total	ug/L	MW-1S	05/15/2019		50.5000	*	10.0000
Molybdenum, Total	ug/L	MW-1S	11/07/2019		28.9000	*	10.0000
Molybdenum, Total	ug/L	MW-1S	05/26/2020		37.2000	*	10.0000
Molybdenum, Total	ug/L	MW-1S	11/06/2020		25.4000	*	10.0000
Molybdenum, Total	ug/L	MW-1S	05/05/2021		24.8000	*	10.0000
Molybdenum, Total	ug/L	MW-1S	11/03/2021		28.1000	*	10.0000
Molybdenum, Total	ug/L	MW-2S	04/05/2016		458.0000	*	10.0000
Molybdenum, Total	ug/L	MW-2S	05/24/2016		352.0000	*	10.0000
Molybdenum, Total	ug/L	MW-2S	08/08/2016		248.0000	*	10.0000
Molybdenum, Total	ug/L	MW-2S	09/26/2016		179.0000	*	10.0000
Molybdenum, Total	ug/L	MW-2S	11/28/2016		190.0000	*	10.0000
Molybdenum, Total	ug/L	MW-2S	01/24/2017		214.0000	*	10.0000
Molybdenum, Total	ug/L	MW-2S	05/22/2017		135.0000	*	10.0000
Molybdenum, Total	ug/L	MW-2S	08/07/2017		141.0000	*	10.0000
Molybdenum, Total	ug/L	MW-2S	05/29/2018		78.3000	*	10.0000
Molybdenum, Total	ug/L	MW-2S	09/17/2018		85.2000	*	10.0000
Molybdenum, Total	ug/L	MW-2S	05/14/2019		36.7000	*	10.0000
Molybdenum, Total	ug/L	MW-2S	11/05/2019		31.4000	*	10.0000
Molybdenum, Total	ug/L	MW-2S	05/19/2020		27.8000	*	10.0000
Molybdenum, Total	ug/L	MW-2S	11/04/2020		36.0000	*	10.0000

* - Significantly increased over background.
** - Detect at limit for 100% NDs in background (NPPL only).
*** - Manual exclusion.
ND = Not Detected, Result = detection limit.

Table C-7

Historical Downgradient Data for Constituent-Well Combinations that Failed the Current Statistical Evaluation or are in Verification Resampling Mode

Constituent	Units	Well	Date		Result		Pred. Limit
Molybdenum, Total	ug/L	MW-2S	05/03/2021		35.0000	*	10.0000
Molybdenum, Total	ug/L	MW-2S	11/01/2021		38.4000	*	10.0000
Molybdenum, Total	ug/L	MW-3S	04/05/2016		139.0000	*	10.0000
Molybdenum, Total	ug/L	MW-3S	05/25/2016		124.0000	*	10.0000
Molybdenum, Total	ug/L	MW-3S	08/08/2016		97.6000	*	10.0000
Molybdenum, Total	ug/L	MW-3S	09/26/2016		77.7000	*	10.0000
Molybdenum, Total	ug/L	MW-3S	11/28/2016		98.4000	*	10.0000
Molybdenum, Total	ug/L	MW-3S	01/24/2017		88.9000	*	10.0000
Molybdenum, Total	ug/L	MW-3S	05/22/2017		63.9000	*	10.0000
Molybdenum, Total	ug/L	MW-3S	08/07/2017		64.3000	*	10.0000
Molybdenum, Total	ug/L	MW-3S	05/29/2018		78.8000	*	10.0000
Molybdenum, Total	ug/L	MW-3S	09/17/2018		52.2000	*	10.0000
Molybdenum, Total	ug/L	MW-3S	05/14/2019		43.2000	*	10.0000
Molybdenum, Total	ug/L	MW-3S	11/05/2019		41.6000	*	10.0000
Molybdenum, Total	ug/L	MW-3S	05/18/2020		49.2000	*	10.0000
Molybdenum, Total	ug/L	MW-3S	11/03/2020		40.6000	*	10.0000
Molybdenum, Total	ug/L	MW-3S	05/03/2021		36.1000	*	10.0000
Molybdenum, Total	ug/L	MW-3S	11/01/2021		46.7000	*	10.0000
Molybdenum, Total	ug/L	MW-5S	04/06/2016		251.0000	*	10.0000
Molybdenum, Total	ug/L	MW-5S	05/25/2016		266.0000	*	10.0000
Molybdenum, Total	ug/L	MW-5S	08/09/2016		266.0000	*	10.0000
Molybdenum, Total	ug/L	MW-5S	09/27/2016		275.0000	*	10.0000
Molybdenum, Total	ug/L	MW-5S	11/29/2016		321.0000	*	10.0000
Molybdenum, Total	ug/L	MW-5S	01/25/2017		313.0000	*	10.0000
Molybdenum, Total	ug/L	MW-5S	05/23/2017		319.0000	*	10.0000
Molybdenum, Total	ug/L	MW-5S	08/08/2017		307.0000	*	10.0000
Molybdenum, Total	ug/L	MW-5S	05/30/2018		265.0000	*	10.0000
Molybdenum, Total	ug/L	MW-5S	09/18/2018		254.0000	*	10.0000
Molybdenum, Total	ug/L	MW-5S	05/14/2019		231.0000	*	10.0000
Molybdenum, Total	ug/L	MW-5S	05/18/2020		218.0000	*	10.0000

* - Significantly increased over background.
** - Detect at limit for 100% NDs in background (NPPL only).
*** - Manual exclusion.
ND = Not Detected, Result = detection limit.

Table C-7

Historical Downgradient Data for Constituent-Well Combinations that Failed the Current Statistical Evaluation or are in Verification Resampling Mode

Constituent	Units	Well	Date		Result		Pred. Limit
Molybdenum, Total	ug/L	MW-5S	11/05/2020		182.0000	*	10.0000
Molybdenum, Total	ug/L	MW-5S	05/06/2021		131.0000	*	10.0000
Molybdenum, Total	ug/L	MW-5S	11/01/2021		152.0000	*	10.0000
Molybdenum, Total	ug/L	MW-6S	04/06/2016		309.0000	*	10.0000
Molybdenum, Total	ug/L	MW-6S	05/25/2016		261.0000	*	10.0000
Molybdenum, Total	ug/L	MW-6S	08/09/2016		240.0000	*	10.0000
Molybdenum, Total	ug/L	MW-6S	09/27/2016		226.0000	*	10.0000
Molybdenum, Total	ug/L	MW-6S	11/29/2016		243.0000	*	10.0000
Molybdenum, Total	ug/L	MW-6S	01/25/2017		166.0000	*	10.0000
Molybdenum, Total	ug/L	MW-6S	05/23/2017		142.0000	*	10.0000
Molybdenum, Total	ug/L	MW-6S	08/08/2017		185.0000	*	10.0000
Molybdenum, Total	ug/L	MW-6S	05/30/2018		150.0000	*	10.0000
Molybdenum, Total	ug/L	MW-6S	09/18/2018		157.0000	*	10.0000
Molybdenum, Total	ug/L	MW-6S	05/14/2019		65.6000	*	10.0000
Molybdenum, Total	ug/L	MW-6S	05/28/2020		146.0000	*	10.0000
Molybdenum, Total	ug/L	MW-6S	11/09/2020		211.0000	*	10.0000
Molybdenum, Total	ug/L	MW-6S	05/05/2021		216.0000	*	10.0000
Molybdenum, Total	ug/L	MW-6S	11/01/2021		186.0000	*	10.0000
Molybdenum, Total	ug/L	MW-7S	04/06/2016		435.0000	*	10.0000
Molybdenum, Total	ug/L	MW-7S	05/25/2016		448.0000	*	10.0000
Molybdenum, Total	ug/L	MW-7S	08/09/2016		477.0000	*	10.0000
Molybdenum, Total	ug/L	MW-7S	09/27/2016		468.0000	*	10.0000
Molybdenum, Total	ug/L	MW-7S	11/29/2016		486.0000	*	10.0000
Molybdenum, Total	ug/L	MW-7S	01/25/2017		439.0000	*	10.0000
Molybdenum, Total	ug/L	MW-7S	05/23/2017		429.0000	*	10.0000
Molybdenum, Total	ug/L	MW-7S	08/08/2017		425.0000	*	10.0000
Molybdenum, Total	ug/L	MW-7S	05/30/2018		528.0000	*	10.0000
Molybdenum, Total	ug/L	MW-7S	09/18/2018		518.0000	*	10.0000
Molybdenum, Total	ug/L	MW-7S	05/15/2019		575.0000	*	10.0000
Molybdenum, Total	ug/L	MW-7S	11/06/2019		608.0000	*	10.0000

* - Significantly increased over background.
** - Detect at limit for 100% NDs in background (NPPL only).
*** - Manual exclusion.
ND = Not Detected, Result = detection limit.

Table C-7

Historical Downgradient Data for Constituent-Well Combinations that Failed the Current Statistical Evaluation or are in Verification Resampling Mode

Constituent	Units	Well	Date		Result		Pred. Limit
Molybdenum, Total	ug/L	MW-7S	05/27/2020		705.0000	*	10.0000
Molybdenum, Total	ug/L	MW-7S	11/17/2020		681.0000	*	10.0000
Molybdenum, Total	ug/L	MW-7S	05/06/2021		676.0000	*	10.0000
Molybdenum, Total	ug/L	MW-7S	11/02/2021		625.0000	*	10.0000
Molybdenum, Total	ug/L	MW-8S	04/07/2016		258.0000	*	10.0000
Molybdenum, Total	ug/L	MW-8S	05/26/2016		210.0000	*	10.0000
Molybdenum, Total	ug/L	MW-8S	08/09/2016		329.0000	*	10.0000
Molybdenum, Total	ug/L	MW-8S	09/28/2016		331.0000	*	10.0000
Molybdenum, Total	ug/L	MW-8S	11/30/2016		389.0000	*	10.0000
Molybdenum, Total	ug/L	MW-8S	01/26/2017		294.0000	*	10.0000
Molybdenum, Total	ug/L	MW-8S	05/23/2017		208.0000	*	10.0000
Molybdenum, Total	ug/L	MW-8S	08/09/2017		150.0000	*	10.0000
Molybdenum, Total	ug/L	MW-8S	05/29/2018		419.0000	*	10.0000
Molybdenum, Total	ug/L	MW-8S	09/17/2018		311.0000	*	10.0000
Molybdenum, Total	ug/L	MW-8S	05/15/2019		329.0000	*	10.0000
Molybdenum, Total	ug/L	MW-8S	11/07/2019		530.0000	*	10.0000
Molybdenum, Total	ug/L	MW-8S	05/26/2020		306.0000	*	10.0000
Molybdenum, Total	ug/L	MW-8S	11/09/2020		532.0000	*	10.0000
Molybdenum, Total	ug/L	MW-8S	05/05/2021		354.0000	*	10.0000
Molybdenum, Total	ug/L	MW-8S	11/04/2021		270.0000	*	10.0000
Molybdenum, Total	ug/L	MW-9S	04/06/2016		519.0000	*	10.0000
Molybdenum, Total	ug/L	MW-9S	05/25/2016		438.0000	*	10.0000
Molybdenum, Total	ug/L	MW-9S	08/08/2016		374.0000	*	10.0000
Molybdenum, Total	ug/L	MW-9S	09/27/2016		344.0000	*	10.0000
Molybdenum, Total	ug/L	MW-9S	11/28/2016		368.0000	*	10.0000
Molybdenum, Total	ug/L	MW-9S	01/25/2017		290.0000	*	10.0000
Molybdenum, Total	ug/L	MW-9S	05/23/2017		217.0000	*	10.0000
Molybdenum, Total	ug/L	MW-9S	08/08/2017		191.0000	*	10.0000
Molybdenum, Total	ug/L	MW-9S	05/30/2018		116.0000	*	10.0000
Molybdenum, Total	ug/L	MW-9S	09/17/2018		98.4000	*	10.0000

* - Significantly increased over background.
** - Detect at limit for 100% NDs in background (NPPL only).
*** - Manual exclusion.
ND = Not Detected, Result = detection limit.

Table C-7

Historical Downgradient Data for Constituent-Well Combinations that Failed the Current Statistical Evaluation or are in Verification Resampling Mode

Constituent	Units	Well	Date		Result		Pred. Limit
Molybdenum, Total	ug/L	MW-9S	05/16/2019		118.0000	*	10.0000
Molybdenum, Total	ug/L	MW-9S	05/29/2020		93.9000	*	10.0000
Molybdenum, Total	ug/L	MW-9S	11/09/2020		201.0000	*	10.0000
Selenium, Total	ug/L	MW-12S	04/06/2016	ND	10.0000		3.6792
Selenium, Total	ug/L	MW-12S	05/25/2016	ND	10.0000		3.6792
Selenium, Total	ug/L	MW-12S	08/09/2016	ND	10.0000		3.6792
Selenium, Total	ug/L	MW-12S	09/27/2016	ND	10.0000		3.6792
Selenium, Total	ug/L	MW-12S	11/29/2016	ND	10.0000		3.6792
Selenium, Total	ug/L	MW-12S	01/25/2017	ND	10.0000		3.6792
Selenium, Total	ug/L	MW-12S	05/23/2017	ND	10.0000		3.6792
Selenium, Total	ug/L	MW-12S	08/08/2017	ND	10.0000		3.6792
Selenium, Total	ug/L	MW-12S	05/30/2018	ND	10.0000		3.6792
Selenium, Total	ug/L	MW-12S	09/17/2018	ND	1.0000		3.6792
Selenium, Total	ug/L	MW-12S	05/16/2019		1.4000		3.6792
Selenium, Total	ug/L	MW-12S	05/29/2020	ND	1.0000		3.6792
Selenium, Total	ug/L	MW-12S	11/05/2020	ND	1.0000		3.6792
Selenium, Total	ug/L	MW-12S	11/01/2021		10.7000	*	3.6792
Selenium, Total	ug/L	MW-3S	04/05/2016		11.1000	*	3.6792
Selenium, Total	ug/L	MW-3S	05/25/2016		10.7000	*	3.6792
Selenium, Total	ug/L	MW-3S	08/08/2016		15.0000	*	3.6792
Selenium, Total	ug/L	MW-3S	09/26/2016	ND	10.0000		3.6792
Selenium, Total	ug/L	MW-3S	11/28/2016	ND	10.0000		3.6792
Selenium, Total	ug/L	MW-3S	01/24/2017	ND	10.0000		3.6792
Selenium, Total	ug/L	MW-3S	05/22/2017	ND	10.0000		3.6792
Selenium, Total	ug/L	MW-3S	08/07/2017	ND	10.0000		3.6792
Selenium, Total	ug/L	MW-3S	05/29/2018	ND	10.0000		3.6792
Selenium, Total	ug/L	MW-3S	09/17/2018		3.4000		3.6792
Selenium, Total	ug/L	MW-3S	05/14/2019		16.5000	*	3.6792
Selenium, Total	ug/L	MW-3S	11/05/2019	ND	1.0000		3.6792
Selenium, Total	ug/L	MW-3S	05/18/2020		8.2000	*	3.6792

* - Significantly increased over background.
** - Detect at limit for 100% NDs in background (NPPL only).
*** - Manual exclusion.
ND = Not Detected, Result = detection limit.

Table C-7

Historical Downgradient Data for Constituent-Well Combinations that Failed the Current Statistical Evaluation or are in Verification Resampling Mode

Constituent	Units	Well	Date		Result		Pred. Limit
Selenium, Total	ug/L	MW-3S	11/03/2020		1.5000		3.6792
Selenium, Total	ug/L	MW-3S	05/03/2021		9.5000	*	3.6792
Selenium, Total	ug/L	MW-3S	11/01/2021		3.6000		3.6792
Selenium, Total	ug/L	MW-4S	04/05/2016		50.8000	*	3.6792
Selenium, Total	ug/L	MW-4S	05/25/2016		31.5000	*	3.6792
Selenium, Total	ug/L	MW-4S	08/08/2016		35.6000	*	3.6792
Selenium, Total	ug/L	MW-4S	09/26/2016		13.4000	*	3.6792
Selenium, Total	ug/L	MW-4S	11/29/2016		39.0000	*	3.6792
Selenium, Total	ug/L	MW-4S	01/24/2017		19.6000	*	3.6792
Selenium, Total	ug/L	MW-4S	05/22/2017		20.5000	*	3.6792
Selenium, Total	ug/L	MW-4S	08/07/2017		19.9000	*	3.6792
Selenium, Total	ug/L	MW-4S	05/29/2018	ND	10.0000		3.6792
Selenium, Total	ug/L	MW-4S	09/14/2018		33.8000	*	3.6792
Selenium, Total	ug/L	MW-4S	05/14/2019		16.1000	*	3.6792
Selenium, Total	ug/L	MW-4S	06/05/2020		12.4000	*	3.6792
Selenium, Total	ug/L	MW-4S	11/03/2020		41.4000	*	3.6792
Selenium, Total	ug/L	MW-4S	11/01/2021		20.3000	*	3.6792
Selenium, Total	ug/L	MW-6S	04/06/2016	ND	10.0000		3.6792
Selenium, Total	ug/L	MW-6S	05/25/2016	ND	10.0000		3.6792
Selenium, Total	ug/L	MW-6S	08/09/2016	ND	10.0000		3.6792
Selenium, Total	ug/L	MW-6S	09/27/2016	ND	10.0000		3.6792
Selenium, Total	ug/L	MW-6S	11/29/2016	ND	10.0000		3.6792
Selenium, Total	ug/L	MW-6S	01/25/2017	ND	10.0000		3.6792
Selenium, Total	ug/L	MW-6S	05/23/2017	ND	10.0000		3.6792
Selenium, Total	ug/L	MW-6S	08/08/2017	ND	10.0000		3.6792
Selenium, Total	ug/L	MW-6S	05/30/2018	ND	10.0000		3.6792
Selenium, Total	ug/L	MW-6S	09/18/2018		2.0000		3.6792
Selenium, Total	ug/L	MW-6S	05/14/2019		1.7000		3.6792
Selenium, Total	ug/L	MW-6S	05/28/2020		3.7000	*	3.6792
Selenium, Total	ug/L	MW-6S	11/09/2020	ND	1.0000		3.6792

* - Significantly increased over background.
** - Detect at limit for 100% NDs in background (NPPL only).
*** - Manual exclusion.
ND = Not Detected, Result = detection limit.

Table C-7

Historical Downgradient Data for Constituent-Well Combinations that Failed the Current Statistical Evaluation or are in Verification Resampling Mode

Constituent	Units	Well	Date		Result		Pred. Limit
Selenium, Total	ug/L	MW-6S	05/05/2021		3.9000	*	3.6792
Selenium, Total	ug/L	MW-6S	11/01/2021		6.0000	*	3.6792
Selenium, Total	ug/L	MW-9S	04/06/2016	ND	10.0000		3.6792
Selenium, Total	ug/L	MW-9S	05/25/2016	ND	10.0000		3.6792
Selenium, Total	ug/L	MW-9S	08/08/2016	ND	10.0000		3.6792
Selenium, Total	ug/L	MW-9S	09/27/2016	ND	10.0000		3.6792
Selenium, Total	ug/L	MW-9S	11/28/2016	ND	10.0000		3.6792
Selenium, Total	ug/L	MW-9S	01/25/2017	ND	10.0000		3.6792
Selenium, Total	ug/L	MW-9S	05/23/2017	ND	10.0000		3.6792
Selenium, Total	ug/L	MW-9S	08/08/2017	ND	10.0000		3.6792
Selenium, Total	ug/L	MW-9S	05/30/2018		146.0000	*	3.6792
Selenium, Total	ug/L	MW-9S	09/17/2018		66.0000	*	3.6792
Selenium, Total	ug/L	MW-9S	05/16/2019		2.0000		3.6792
Selenium, Total	ug/L	MW-9S	05/29/2020		120.0000	*	3.6792
Selenium, Total	ug/L	MW-9S	11/09/2020		15.9000	*	3.6792
Total Radium	pCi/L	MW-1S	04/07/2016		2.0400		2.3657
Total Radium	pCi/L	MW-1S	05/26/2016		1.5300		2.3657
Total Radium	pCi/L	MW-1S	08/09/2016		4.2400	*	2.3657
Total Radium	pCi/L	MW-1S	09/27/2016		1.7500		2.3657
Total Radium	pCi/L	MW-1S	11/29/2016		1.3400		2.3657
Total Radium	pCi/L	MW-1S	01/26/2017		2.1400		2.3657
Total Radium	pCi/L	MW-1S	05/23/2017		2.4100	*	2.3657
Total Radium	pCi/L	MW-1S	08/09/2017		1.2400		2.3657
Total Radium	pCi/L	MW-1S	05/29/2018		4.8400	*	2.3657
Total Radium	pCi/L	MW-1S	09/17/2018		2.2700		2.3657
Total Radium	pCi/L	MW-1S	05/15/2019		1.7600		2.3657
Total Radium	pCi/L	MW-1S	11/07/2019		5.3800	*	2.3657
Total Radium	pCi/L	MW-1S	05/26/2020		0.9380		2.3657
Total Radium	pCi/L	MW-1S	11/06/2020		3.0800	*	2.3657
Total Radium	pCi/L	MW-1S	05/05/2021		3.5400	*	2.3657

* - Significantly increased over background.
** - Detect at limit for 100% NDs in background (NPPL only).
*** - Manual exclusion.
ND = Not Detected, Result = detection limit.

Table C-7

Historical Downgradient Data for Constituent-Well Combinations that Failed the Current Statistical Evaluation or are in Verification Resampling Mode

Constituent	Units	Well	Date		Result		Pred. Limit
Total Radium	pCi/L	MW-1S	11/03/2021		1.1100		2.3657

* - Significantly increased over background.
** - Detect at limit for 100% NDs in background (NPPL only).
*** - Manual exclusion.
ND = Not Detected, Result = detection limit.

False Positive and False Negative Rates for Current Upgradient vs. Downgradient Monitoring Program

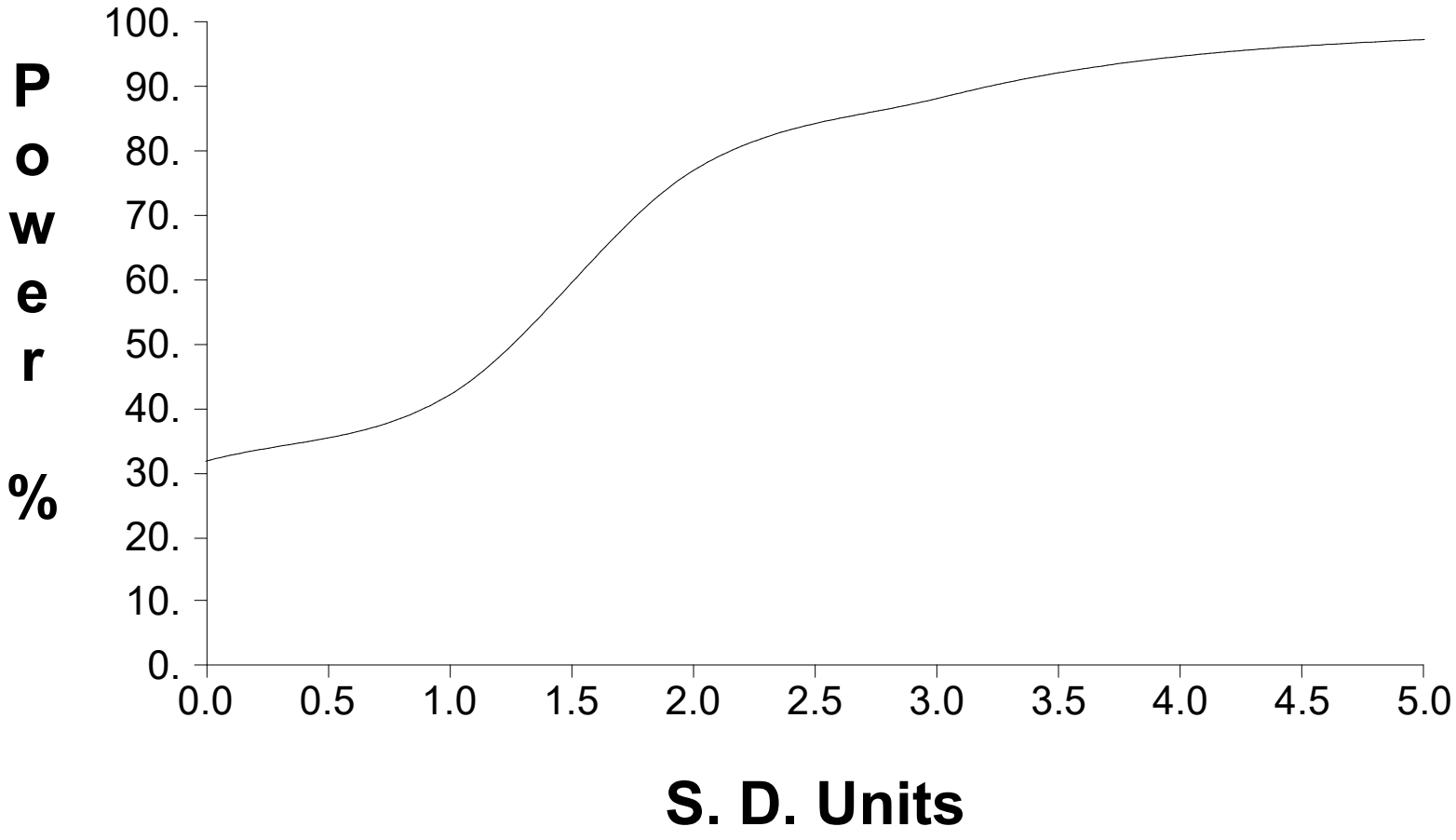

Table C-1

Upgradient Data

Constituent	Units	Well	Date		Result	Adjusted	
Antimony, Total	ug/L	MW-15D	09/18/2018	ND	1.0000		
Antimony, Total	ug/L	MW-15D	11/29/2018	ND	1.0000		
Antimony, Total	ug/L	MW-15D	02/04/2019	ND	1.0000		
Antimony, Total	ug/L	MW-15D	03/25/2019	ND	1.0000		
Antimony, Total	ug/L	MW-15D	05/14/2019	ND	1.0000		
Antimony, Total	ug/L	MW-15D	07/24/2019	ND	1.0000		
Antimony, Total	ug/L	MW-15D	11/05/2019	ND	1.0000		
Antimony, Total	ug/L	MW-15D	01/29/2020	ND	1.0000		
Antimony, Total	ug/L	MW-15D	05/27/2020	ND	1.0000		
Antimony, Total	ug/L	MW-15D	11/03/2020	ND	1.0000		
Antimony, Total	ug/L	MW-15D	05/06/2021	ND	1.0000		
Antimony, Total	ug/L	MW-15D	11/03/2021	ND	1.0000		
Arsenic, Total	ug/L	MW-15D	09/18/2018		1.3000		
Arsenic, Total	ug/L	MW-15D	11/29/2018		1.2000		
Arsenic, Total	ug/L	MW-15D	02/04/2019		1.3000		
Arsenic, Total	ug/L	MW-15D	03/25/2019		1.1000		
Arsenic, Total	ug/L	MW-15D	05/14/2019		1.0000		
Arsenic, Total	ug/L	MW-15D	07/24/2019		1.1000		
Arsenic, Total	ug/L	MW-15D	11/05/2019		1.1000		
Arsenic, Total	ug/L	MW-15D	01/29/2020		1.1000		
Arsenic, Total	ug/L	MW-15D	05/27/2020		1.2000		
Arsenic, Total	ug/L	MW-15D	11/03/2020		1.7000		
Arsenic, Total	ug/L	MW-15D	05/06/2021		1.1000		
Arsenic, Total	ug/L	MW-15D	11/03/2021		1.2000		
Barium, Total	ug/L	MW-15D	09/18/2018		71.4000		
Barium, Total	ug/L	MW-15D	11/29/2018		67.8000		
Barium, Total	ug/L	MW-15D	02/04/2019		69.6000		
Barium, Total	ug/L	MW-15D	03/25/2019		68.4000		
Barium, Total	ug/L	MW-15D	05/14/2019		65.6000		
Barium, Total	ug/L	MW-15D	07/24/2019		64.6000		
Barium, Total	ug/L	MW-15D	11/05/2019		65.3000		
Barium, Total	ug/L	MW-15D	01/29/2020		65.2000		
Barium, Total	ug/L	MW-15D	05/27/2020		64.2000		

* - Outlier for that well and constituent.
** - ND value replaced with median RL.
*** - ND value replaced with manual RL.
ND = Not detected, Result = detection limit.

Table C-1

Upgradient Data

Constituent	Units	Well	Date		Result	Adjusted	
Barium, Total	ug/L	MW-15D	11/03/2020		63.2000		
Barium, Total	ug/L	MW-15D	05/06/2021		68.9000		
Barium, Total	ug/L	MW-15D	11/03/2021		69.2000		
Beryllium, Total	ug/L	MW-15D	09/18/2018	ND	0.2000		
Beryllium, Total	ug/L	MW-15D	11/29/2018	ND	0.2000		
Beryllium, Total	ug/L	MW-15D	02/04/2019	ND	0.2000		
Beryllium, Total	ug/L	MW-15D	03/25/2019	ND	0.2000		
Beryllium, Total	ug/L	MW-15D	05/14/2019	ND	0.2000		
Beryllium, Total	ug/L	MW-15D	07/24/2019	ND	0.2000		
Beryllium, Total	ug/L	MW-15D	11/05/2019	ND	0.2000		
Beryllium, Total	ug/L	MW-15D	01/29/2020	ND	0.2000		
Beryllium, Total	ug/L	MW-15D	05/27/2020	ND	0.2000		
Beryllium, Total	ug/L	MW-15D	11/03/2020	ND	0.2000		
Beryllium, Total	ug/L	MW-15D	05/06/2021	ND	0.2000		
Cadmium, Total	ug/L	MW-15D	09/18/2018	ND	2.0000		
Cadmium, Total	ug/L	MW-15D	11/29/2018	ND	2.0000		
Cadmium, Total	ug/L	MW-15D	02/04/2019	ND	2.0000		
Cadmium, Total	ug/L	MW-15D	03/25/2019	ND	2.0000		
Cadmium, Total	ug/L	MW-15D	05/14/2019	ND	2.0000		
Cadmium, Total	ug/L	MW-15D	07/24/2019	ND	2.0000		
Cadmium, Total	ug/L	MW-15D	11/05/2019	ND	2.0000		
Cadmium, Total	ug/L	MW-15D	01/29/2020	ND	1.0000	2.0000	**
Cadmium, Total	ug/L	MW-15D	05/27/2020	ND	2.0000		
Cadmium, Total	ug/L	MW-15D	05/06/2021	ND	2.0000		
Cadmium, Total	ug/L	MW-15D	11/03/2021	ND	2.0000		
Chromium, Total	ug/L	MW-15D	09/18/2018	ND	10.0000		
Chromium, Total	ug/L	MW-15D	11/29/2018	ND	10.0000		
Chromium, Total	ug/L	MW-15D	02/04/2019	ND	10.0000		
Chromium, Total	ug/L	MW-15D	03/25/2019	ND	10.0000		
Chromium, Total	ug/L	MW-15D	05/14/2019	ND	10.0000		
Chromium, Total	ug/L	MW-15D	07/24/2019	ND	10.0000		
Chromium, Total	ug/L	MW-15D	11/05/2019	ND	10.0000		
Chromium, Total	ug/L	MW-15D	01/29/2020	ND	20.0000	10.0000	**

* - Outlier for that well and constituent.
** - ND value replaced with median RL.
*** - ND value replaced with manual RL.
ND = Not detected, Result = detection limit.

Table C-1

Upgradient Data

Constituent	Units	Well	Date		Result	Adjusted	
Chromium, Total	ug/L	MW-15D	05/27/2020	ND	10.0000		
Chromium, Total	ug/L	MW-15D	11/03/2020	ND	10.0000		
Chromium, Total	ug/L	MW-15D	05/06/2021	ND	10.0000		
Chromium, Total	ug/L	MW-15D	11/03/2021	ND	10.0000		
Cobalt, Total	ug/L	MW-15D	09/18/2018	ND	1.0000		
Cobalt, Total	ug/L	MW-15D	11/29/2018	ND	1.0000		
Cobalt, Total	ug/L	MW-15D	02/04/2019	ND	1.0000		
Cobalt, Total	ug/L	MW-15D	03/25/2019	ND	1.0000		
Cobalt, Total	ug/L	MW-15D	05/14/2019	ND	1.0000		
Cobalt, Total	ug/L	MW-15D	07/24/2019	ND	1.0000		
Cobalt, Total	ug/L	MW-15D	11/05/2019	ND	1.0000		
Cobalt, Total	ug/L	MW-15D	01/29/2020	ND	1.0000		
Cobalt, Total	ug/L	MW-15D	05/27/2020	ND	1.0000		
Cobalt, Total	ug/L	MW-15D	11/03/2020	ND	1.0000		
Cobalt, Total	ug/L	MW-15D	05/06/2021	ND	1.0000		
Cobalt, Total	ug/L	MW-15D	11/03/2021	ND	1.0000		
Fluoride	mg/L	MW-15D	09/18/2018	ND	0.1000		
Fluoride	mg/L	MW-15D	11/29/2018		0.1200		
Fluoride	mg/L	MW-15D	02/04/2019		0.1200		
Fluoride	mg/L	MW-15D	03/25/2019		0.1300		
Fluoride	mg/L	MW-15D	05/14/2019		0.1100		
Fluoride	mg/L	MW-15D	07/24/2019	ND	0.1000		
Fluoride	mg/L	MW-15D	11/05/2019	ND	0.1000		
Fluoride	mg/L	MW-15D	01/29/2020		0.1000		
Fluoride	mg/L	MW-15D	05/27/2020		0.1100		
Fluoride	mg/L	MW-15D	11/03/2020	ND	0.1000		
Fluoride	mg/L	MW-15D	05/06/2021	ND	0.1000		
Fluoride	mg/L	MW-15D	11/03/2021	ND	0.1000		
Lead, Total	ug/L	MW-15D	09/18/2018	ND	10.0000		
Lead, Total	ug/L	MW-15D	11/29/2018	ND	10.0000		
Lead, Total	ug/L	MW-15D	02/04/2019	ND	10.0000		
Lead, Total	ug/L	MW-15D	03/25/2019	ND	10.0000		
Lead, Total	ug/L	MW-15D	05/14/2019	ND	10.0000		

* - Outlier for that well and constituent.
** - ND value replaced with median RL.
*** - ND value replaced with manual RL.
ND = Not detected, Result = detection limit.

Table C-1

Upgradient Data

Constituent	Units	Well	Date		Result	Adjusted	
Lead, Total	ug/L	MW-15D	07/24/2019	ND	10.0000		
Lead, Total	ug/L	MW-15D	11/05/2019	ND	10.0000		
Lead, Total	ug/L	MW-15D	01/29/2020	ND	10.0000		
Lead, Total	ug/L	MW-15D	05/27/2020	ND	10.0000		
Lead, Total	ug/L	MW-15D	11/03/2020	ND	10.0000		
Lead, Total	ug/L	MW-15D	05/06/2021	ND	10.0000		
Lead, Total	ug/L	MW-15D	11/03/2021	ND	10.0000		
Lithium, Total	ug/L	MW-15D	09/18/2018	ND	20.0000		
Lithium, Total	ug/L	MW-15D	11/29/2018	ND	20.0000		
Lithium, Total	ug/L	MW-15D	02/04/2019	ND	20.0000		
Lithium, Total	ug/L	MW-15D	03/25/2019	ND	20.0000		
Lithium, Total	ug/L	MW-15D	05/14/2019	ND	20.0000		
Lithium, Total	ug/L	MW-15D	07/24/2019	ND	20.0000		
Lithium, Total	ug/L	MW-15D	11/05/2019	ND	20.0000		
Lithium, Total	ug/L	MW-15D	01/29/2020	ND	20.0000		
Lithium, Total	ug/L	MW-15D	05/27/2020	ND	20.0000		
Lithium, Total	ug/L	MW-15D	11/03/2020	ND	20.0000		
Lithium, Total	ug/L	MW-15D	05/06/2021	ND	20.0000		
Lithium, Total	ug/L	MW-15D	11/03/2021	ND	20.0000		
Mercury	ug/L	MW-15D	09/18/2018	ND	2.0000		
Mercury	ug/L	MW-15D	11/29/2018	ND	2.0000		
Mercury	ug/L	MW-15D	02/04/2019	ND	2.0000		
Mercury	ug/L	MW-15D	03/25/2019	ND	2.0000		
Mercury	ug/L	MW-15D	05/14/2019	ND	2.0000		
Mercury	ug/L	MW-15D	07/24/2019	ND	2.0000		
Mercury	ug/L	MW-15D	11/05/2019	ND	2.0000		
Mercury	ug/L	MW-15D	01/29/2020	ND	0.2000	2.0000	**
Mercury	ug/L	MW-15D	05/27/2020	ND	2.0000		
Mercury	ug/L	MW-15D	05/06/2021	ND	2.0000		
Molybdenum, Total	ug/L	MW-15D	09/18/2018	ND	10.0000		
Molybdenum, Total	ug/L	MW-15D	11/29/2018	ND	10.0000		
Molybdenum, Total	ug/L	MW-15D	02/04/2019	ND	10.0000		
Molybdenum, Total	ug/L	MW-15D	03/25/2019	ND	10.0000		

* - Outlier for that well and constituent.
** - ND value replaced with median RL.
*** - ND value replaced with manual RL.
ND = Not detected, Result = detection limit.

Table C-1

Upgradient Data

Constituent	Units	Well	Date		Result	Adjusted	
Molybdenum, Total	ug/L	MW-15D	05/14/2019	ND	10.0000		
Molybdenum, Total	ug/L	MW-15D	07/24/2019	ND	10.0000		
Molybdenum, Total	ug/L	MW-15D	11/05/2019	ND	10.0000		
Molybdenum, Total	ug/L	MW-15D	01/29/2020	ND	10.0000		
Molybdenum, Total	ug/L	MW-15D	05/27/2020	ND	10.0000		
Molybdenum, Total	ug/L	MW-15D	11/03/2020	ND	10.0000		
Molybdenum, Total	ug/L	MW-15D	05/06/2021	ND	10.0000		
Molybdenum, Total	ug/L	MW-15D	11/03/2021	ND	10.0000		
Selenium, Total	ug/L	MW-15D	09/18/2018	ND	1.0000		
Selenium, Total	ug/L	MW-15D	11/29/2018	ND	1.0000		
Selenium, Total	ug/L	MW-15D	02/04/2019	ND	1.0000		
Selenium, Total	ug/L	MW-15D	03/25/2019	ND	1.0000		
Selenium, Total	ug/L	MW-15D	05/14/2019	ND	1.0000		
Selenium, Total	ug/L	MW-15D	07/24/2019	ND	1.0000		
Selenium, Total	ug/L	MW-15D	11/05/2019	ND	1.0000		
Selenium, Total	ug/L	MW-15D	01/29/2020	ND	1.0000		
Selenium, Total	ug/L	MW-15D	05/27/2020	ND	1.0000		
Selenium, Total	ug/L	MW-15D	11/03/2020	ND	1.0000		
Selenium, Total	ug/L	MW-15D	05/06/2021	ND	1.0000		
Selenium, Total	ug/L	MW-15D	11/03/2021	ND	1.0000		
Thallium, Total	ug/L	MW-15D	09/18/2018	ND	1.0000		
Thallium, Total	ug/L	MW-15D	11/29/2018	ND	1.0000		
Thallium, Total	ug/L	MW-15D	02/04/2019	ND	1.0000		
Thallium, Total	ug/L	MW-15D	03/25/2019	ND	1.0000		
Thallium, Total	ug/L	MW-15D	05/14/2019	ND	1.0000		
Thallium, Total	ug/L	MW-15D	07/24/2019	ND	1.0000		
Thallium, Total	ug/L	MW-15D	11/05/2019	ND	1.0000		
Thallium, Total	ug/L	MW-15D	01/29/2020	ND	1.0000		
Thallium, Total	ug/L	MW-15D	05/27/2020	ND	1.0000		
Thallium, Total	ug/L	MW-15D	05/06/2021	ND	1.0000		
Total Radium	pCi/L	MW-15D	09/18/2018		1.1700		
Total Radium	pCi/L	MW-15D	11/29/2018		1.6500		
Total Radium	pCi/L	MW-15D	02/04/2019		1.0600		

* - Outlier for that well and constituent.
** - ND value replaced with median RL.
*** - ND value replaced with manual RL.
ND = Not detected, Result = detection limit.

Table C-1

Upgradient Data

Constituent	Units	Well	Date		Result	Adjusted	
Total Radium	pCi/L	MW-15D	03/25/2019		1.4600		
Total Radium	pCi/L	MW-15D	05/14/2019		2.0600		
Total Radium	pCi/L	MW-15D	07/24/2019		1.4500		
Total Radium	pCi/L	MW-15D	11/05/2019		1.1000		
Total Radium	pCi/L	MW-15D	01/29/2020		0.8340		
Total Radium	pCi/L	MW-15D	05/27/2020		1.2100		
Total Radium	pCi/L	MW-15D	11/03/2020		1.4300		
Total Radium	pCi/L	MW-15D	05/06/2021		1.7400		
Total Radium	pCi/L	MW-15D	11/03/2021		1.1300		

* - Outlier for that well and constituent.
** - ND value replaced with median RL.
*** - ND value replaced with manual RL.
ND = Not detected, Result = detection limit.

Table C-2

Most Current Downgradient Monitoring Data

Constituent	Units	Well	Date		Result		Pred. Limit
Antimony, Total	ug/L	MW-10D	11/02/2021	ND	1.0000		1.0000
Antimony, Total	ug/L	MW-11D	11/01/2021	ND	1.0000		1.0000
Antimony, Total	ug/L	MW-12D	11/01/2021	ND	1.0000		1.0000
Antimony, Total	ug/L	MW-13D	11/01/2021	ND	1.0000		1.0000
Antimony, Total	ug/L	MW-14D	11/01/2021	ND	1.0000		1.0000
Antimony, Total	ug/L	MW-1D	11/03/2021	ND	1.0000		1.0000
Antimony, Total	ug/L	MW-2D	11/01/2021	ND	1.0000		1.0000
Antimony, Total	ug/L	MW-3D	11/01/2021	ND	1.0000		1.0000
Antimony, Total	ug/L	MW-7D	11/02/2021	ND	1.0000		1.0000
Antimony, Total	ug/L	MW-9D	11/04/2021	ND	1.0000		1.0000
Antimony, Total	ug/L	MW-9I	11/04/2021	ND	1.0000		1.0000
Arsenic, Total	ug/L	MW-10D	11/02/2021		173.0000	***	1.7471
Arsenic, Total	ug/L	MW-11D	11/01/2021		14.8000	***	1.7471
Arsenic, Total	ug/L	MW-12D	11/01/2021		428.0000	***	1.7471
Arsenic, Total	ug/L	MW-13D	11/01/2021		231.0000	***	1.7471
Arsenic, Total	ug/L	MW-14D	11/01/2021		113.0000	***	1.7471
Arsenic, Total	ug/L	MW-1D	11/03/2021		3.4000	***	1.7471
Arsenic, Total	ug/L	MW-2D	11/01/2021		3.8000	***	1.7471
Arsenic, Total	ug/L	MW-3D	11/01/2021		3.4000	***	1.7471
Arsenic, Total	ug/L	MW-7D	11/02/2021		457.0000	***	1.7471
Arsenic, Total	ug/L	MW-9D	11/04/2021		9.0000	***	1.7471
Arsenic, Total	ug/L	MW-9I	11/04/2021		5.2000	***	1.7471
Barium, Total	ug/L	MW-10D	11/02/2021		33.3000		74.2368
Barium, Total	ug/L	MW-11D	11/01/2021		23.6000		74.2368
Barium, Total	ug/L	MW-12D	11/01/2021		26.8000		74.2368
Barium, Total	ug/L	MW-13D	11/01/2021		30.7000		74.2368
Barium, Total	ug/L	MW-14D	11/01/2021		51.5000		74.2368
Barium, Total	ug/L	MW-1D	11/03/2021		72.0000	**	74.2368
Barium, Total	ug/L	MW-2D	11/01/2021		57.4000		74.2368
Barium, Total	ug/L	MW-3D	11/01/2021		66.9000		74.2368
Barium, Total	ug/L	MW-7D	11/02/2021		53.9000		74.2368

* - Current value failed - awaiting verification.
** - Current value passed - previous exceedance not verified.
*** - Current value failed - exceedance verified.
**** - Current value passed - awaiting one more verification.
***** - Insufficient background data to compute prediction limit.
ND = Not Detected, Result = detection limit.

Table C-2

Most Current Downgradient Monitoring Data

Constituent	Units	Well	Date		Result		Pred. Limit
Barium, Total	ug/L	MW-9D	11/04/2021		46.3000		74.2368
Barium, Total	ug/L	MW-9I	11/04/2021		73.4000		74.2368
Beryllium, Total	ug/L	MW-10D	05/06/2021	ND	0.2000		0.2000
Beryllium, Total	ug/L	MW-11D	05/05/2021	ND	0.2000		0.2000
Beryllium, Total	ug/L	MW-12D	05/03/2021	ND	0.2000		0.2000
Beryllium, Total	ug/L	MW-13D	05/06/2021	ND	0.2000		0.2000
Beryllium, Total	ug/L	MW-14D	05/05/2021	ND	0.2000		0.2000
Beryllium, Total	ug/L	MW-1D	05/05/2021	ND	0.2000		0.2000
Beryllium, Total	ug/L	MW-2D	05/03/2021	ND	0.2000		0.2000
Beryllium, Total	ug/L	MW-3D	05/03/2021	ND	0.2000		0.2000
Beryllium, Total	ug/L	MW-7D	05/06/2021	ND	0.2000		0.2000
Beryllium, Total	ug/L	MW-9D	05/03/2021	ND	0.2000		0.2000
Beryllium, Total	ug/L	MW-9I	05/03/2021	ND	0.2000		0.2000
Cadmium, Total	ug/L	MW-10D	11/02/2021	ND	2.0000		2.0000
Cadmium, Total	ug/L	MW-11D	11/01/2021	ND	2.0000		2.0000
Cadmium, Total	ug/L	MW-12D	11/01/2021	ND	2.0000		2.0000
Cadmium, Total	ug/L	MW-13D	11/01/2021	ND	2.0000		2.0000
Cadmium, Total	ug/L	MW-14D	11/01/2021	ND	2.0000		2.0000
Cadmium, Total	ug/L	MW-1D	11/03/2021	ND	2.0000		2.0000
Cadmium, Total	ug/L	MW-2D	11/01/2021	ND	2.0000		2.0000
Cadmium, Total	ug/L	MW-3D	11/01/2021	ND	2.0000		2.0000
Cadmium, Total	ug/L	MW-7D	11/02/2021	ND	2.0000	**	2.0000
Cadmium, Total	ug/L	MW-9D	11/04/2021	ND	2.0000		2.0000
Cadmium, Total	ug/L	MW-9I	11/04/2021	ND	2.0000		2.0000
Chromium, Total	ug/L	MW-10D	11/02/2021	ND	10.0000		10.0000
Chromium, Total	ug/L	MW-11D	11/01/2021	ND	10.0000		10.0000
Chromium, Total	ug/L	MW-12D	11/01/2021	ND	10.0000		10.0000
Chromium, Total	ug/L	MW-13D	11/01/2021	ND	10.0000		10.0000
Chromium, Total	ug/L	MW-14D	11/01/2021	ND	10.0000		10.0000
Chromium, Total	ug/L	MW-1D	11/03/2021	ND	10.0000		10.0000
Chromium, Total	ug/L	MW-2D	11/01/2021	ND	10.0000		10.0000

* - Current value failed - awaiting verification.
** - Current value passed - previous exceedance not verified.
*** - Current value failed - exceedance verified.
**** - Current value passed - awaiting one more verification.
***** - Insufficient background data to compute prediction limit.
ND = Not Detected, Result = detection limit.

Table C-2

Most Current Downgradient Monitoring Data

Constituent	Units	Well	Date		Result		Pred. Limit
Chromium, Total	ug/L	MW-3D	11/01/2021	ND	10.0000		10.0000
Chromium, Total	ug/L	MW-7D	11/02/2021	ND	10.0000		10.0000
Chromium, Total	ug/L	MW-9D	11/04/2021	ND	10.0000		10.0000
Chromium, Total	ug/L	MW-9I	11/04/2021	ND	10.0000		10.0000
Cobalt, Total	ug/L	MW-10D	11/02/2021	ND	1.0000		1.0000
Cobalt, Total	ug/L	MW-11D	11/01/2021	ND	1.0000		1.0000
Cobalt, Total	ug/L	MW-12D	11/01/2021	ND	1.0000		1.0000
Cobalt, Total	ug/L	MW-13D	11/01/2021	ND	1.0000	**	1.0000
Cobalt, Total	ug/L	MW-14D	11/01/2021	ND	1.0000	**	1.0000
Cobalt, Total	ug/L	MW-1D	11/03/2021	ND	1.0000		1.0000
Cobalt, Total	ug/L	MW-2D	11/01/2021	ND	1.0000		1.0000
Cobalt, Total	ug/L	MW-3D	11/01/2021	ND	1.0000		1.0000
Cobalt, Total	ug/L	MW-7D	11/02/2021		1.8000	*	1.0000
Cobalt, Total	ug/L	MW-9D	11/04/2021	ND	1.0000		1.0000
Cobalt, Total	ug/L	MW-9I	11/04/2021	ND	1.0000		1.0000
Fluoride	mg/L	MW-10D	11/02/2021		2.0000	***	0.1300
Fluoride	mg/L	MW-11D	11/01/2021		0.3600	***	0.1300
Fluoride	mg/L	MW-12D	11/01/2021		1.3000	***	0.1300
Fluoride	mg/L	MW-13D	11/01/2021		0.5500	***	0.1300
Fluoride	mg/L	MW-14D	11/01/2021		0.2000	*	0.1300
Fluoride	mg/L	MW-1D	11/03/2021		0.3100	***	0.1300
Fluoride	mg/L	MW-2D	11/01/2021		0.8600	***	0.1300
Fluoride	mg/L	MW-3D	11/01/2021		0.1500	***	0.1300
Fluoride	mg/L	MW-7D	11/02/2021		0.3800	***	0.1300
Fluoride	mg/L	MW-9D	11/04/2021		0.3600	***	0.1300
Fluoride	mg/L	MW-9I	11/04/2021		0.9800	***	0.1300
Lead, Total	ug/L	MW-10D	11/02/2021	ND	10.0000		10.0000
Lead, Total	ug/L	MW-11D	11/01/2021	ND	10.0000		10.0000
Lead, Total	ug/L	MW-12D	11/01/2021	ND	10.0000		10.0000
Lead, Total	ug/L	MW-13D	11/01/2021	ND	10.0000		10.0000
Lead, Total	ug/L	MW-14D	11/01/2021	ND	10.0000		10.0000

* - Current value failed - awaiting verification.
** - Current value passed - previous exceedance not verified.
*** - Current value failed - exceedance verified.
**** - Current value passed - awaiting one more verification.
***** - Insufficient background data to compute prediction limit.
ND = Not Detected, Result = detection limit.

Table C-2

Most Current Downgradient Monitoring Data

Constituent	Units	Well	Date		Result		Pred. Limit
Lead, Total	ug/L	MW-1D	11/03/2021	ND	10.0000		10.0000
Lead, Total	ug/L	MW-2D	11/01/2021	ND	10.0000		10.0000
Lead, Total	ug/L	MW-3D	11/01/2021	ND	10.0000		10.0000
Lead, Total	ug/L	MW-7D	11/02/2021	ND	10.0000		10.0000
Lead, Total	ug/L	MW-9D	11/04/2021	ND	10.0000		10.0000
Lead, Total	ug/L	MW-9I	11/04/2021	ND	10.0000		10.0000
Lithium, Total	ug/L	MW-10D	11/02/2021		67.4000	***	20.0000
Lithium, Total	ug/L	MW-11D	11/01/2021		150.0000	***	20.0000
Lithium, Total	ug/L	MW-12D	11/01/2021		95.5000	***	20.0000
Lithium, Total	ug/L	MW-13D	11/01/2021		84.7000	***	20.0000
Lithium, Total	ug/L	MW-14D	11/01/2021		751.0000	***	20.0000
Lithium, Total	ug/L	MW-1D	11/03/2021		23.4000	***	20.0000
Lithium, Total	ug/L	MW-2D	11/01/2021		56.1000	***	20.0000
Lithium, Total	ug/L	MW-3D	11/01/2021	ND	20.0000		20.0000
Lithium, Total	ug/L	MW-7D	11/02/2021		103.0000	***	20.0000
Lithium, Total	ug/L	MW-9D	11/04/2021		23.0000	***	20.0000
Lithium, Total	ug/L	MW-9I	11/04/2021		28.5000	***	20.0000
Mercury	ug/L	MW-10D	05/06/2021	ND	2.0000		2.0000
Mercury	ug/L	MW-11D	05/05/2021	ND	2.0000		2.0000
Mercury	ug/L	MW-12D	05/03/2021	ND	2.0000		2.0000
Mercury	ug/L	MW-13D	05/06/2021	ND	2.0000		2.0000
Mercury	ug/L	MW-14D	05/05/2021	ND	2.0000		2.0000
Mercury	ug/L	MW-1D	05/05/2021	ND	2.0000		2.0000
Mercury	ug/L	MW-2D	05/03/2021	ND	2.0000		2.0000
Mercury	ug/L	MW-3D	05/03/2021	ND	2.0000		2.0000
Mercury	ug/L	MW-7D	05/06/2021	ND	2.0000		2.0000
Mercury	ug/L	MW-9D	05/03/2021	ND	2.0000		2.0000
Mercury	ug/L	MW-9I	05/03/2021	ND	2.0000		2.0000
Molybdenum, Total	ug/L	MW-10D	11/02/2021		84.1000	***	10.0000
Molybdenum, Total	ug/L	MW-11D	11/01/2021	ND	10.0000		10.0000
Molybdenum, Total	ug/L	MW-12D	11/01/2021		176.0000	***	10.0000

* - Current value failed - awaiting verification.
** - Current value passed - previous exceedance not verified.
*** - Current value failed - exceedance verified.
**** - Current value passed - awaiting one more verification.
***** - Insufficient background data to compute prediction limit.
ND = Not Detected, Result = detection limit.

Table C-2

Most Current Downgradient Monitoring Data

Constituent	Units	Well	Date		Result		Pred. Limit
Molybdenum, Total	ug/L	MW-13D	11/01/2021		599.0000	***	10.0000
Molybdenum, Total	ug/L	MW-14D	11/01/2021		257.0000	***	10.0000
Molybdenum, Total	ug/L	MW-1D	11/03/2021		33.6000	***	10.0000
Molybdenum, Total	ug/L	MW-2D	11/01/2021		56.4000	***	10.0000
Molybdenum, Total	ug/L	MW-3D	11/01/2021	ND	10.0000		10.0000
Molybdenum, Total	ug/L	MW-7D	11/02/2021		688.0000	***	10.0000
Molybdenum, Total	ug/L	MW-9D	11/04/2021		41.3000	***	10.0000
Molybdenum, Total	ug/L	MW-9I	11/04/2021		123.0000	***	10.0000
Selenium, Total	ug/L	MW-10D	11/02/2021	ND	1.0000		1.0000
Selenium, Total	ug/L	MW-11D	11/01/2021	ND	1.0000		1.0000
Selenium, Total	ug/L	MW-12D	11/01/2021	ND	1.0000		1.0000
Selenium, Total	ug/L	MW-13D	11/01/2021	ND	1.0000		1.0000
Selenium, Total	ug/L	MW-14D	11/01/2021	ND	1.0000		1.0000
Selenium, Total	ug/L	MW-1D	11/03/2021	ND	1.0000		1.0000
Selenium, Total	ug/L	MW-2D	11/01/2021	ND	1.0000		1.0000
Selenium, Total	ug/L	MW-3D	11/01/2021	ND	1.0000		1.0000
Selenium, Total	ug/L	MW-7D	11/02/2021	ND	1.0000		1.0000
Selenium, Total	ug/L	MW-9D	11/04/2021	ND	1.0000		1.0000
Selenium, Total	ug/L	MW-9I	11/04/2021	ND	1.0000		1.0000
Thallium, Total	ug/L	MW-10D	05/06/2021	ND	1.0000		1.0000
Thallium, Total	ug/L	MW-11D	05/05/2021	ND	1.0000		1.0000
Thallium, Total	ug/L	MW-12D	05/03/2021	ND	1.0000		1.0000
Thallium, Total	ug/L	MW-13D	05/06/2021	ND	1.0000		1.0000
Thallium, Total	ug/L	MW-14D	05/05/2021	ND	1.0000		1.0000
Thallium, Total	ug/L	MW-1D	05/05/2021	ND	1.0000		1.0000
Thallium, Total	ug/L	MW-2D	05/03/2021	ND	1.0000		1.0000
Thallium, Total	ug/L	MW-3D	05/03/2021	ND	1.0000		1.0000
Thallium, Total	ug/L	MW-7D	05/06/2021	ND	1.0000		1.0000
Thallium, Total	ug/L	MW-9D	05/03/2021	ND	1.0000		1.0000
Thallium, Total	ug/L	MW-9I	05/03/2021	ND	1.0000		1.0000
Total Radium	pCi/L	MW-10D	11/02/2021		1.2000		2.3237

* - Current value failed - awaiting verification.
** - Current value passed - previous exceedance not verified.
*** - Current value failed - exceedance verified.
**** - Current value passed - awaiting one more verification.
***** - Insufficient background data to compute prediction limit.
ND = Not Detected, Result = detection limit.

Table C-2

Most Current Downgradient Monitoring Data

Constituent	Units	Well	Date		Result		Pred. Limit
Total Radium	pCi/L	MW-11D	11/01/2021		1.0900		2.3237
Total Radium	pCi/L	MW-12D	11/01/2021		0.9600		2.3237
Total Radium	pCi/L	MW-13D	11/01/2021		1.4600		2.3237
Total Radium	pCi/L	MW-14D	11/01/2021		1.4900		2.3237
Total Radium	pCi/L	MW-1D	11/03/2021		1.0300		2.3237
Total Radium	pCi/L	MW-2D	11/01/2021		1.5800		2.3237
Total Radium	pCi/L	MW-3D	11/01/2021		1.4800		2.3237
Total Radium	pCi/L	MW-7D	11/02/2021		1.0900		2.3237
Total Radium	pCi/L	MW-9D	11/04/2021		1.4200		2.3237
Total Radium	pCi/L	MW-9I	11/04/2021		1.8000		2.3237

* - Current value failed - awaiting verification.
** - Current value passed - previous exceedance not verified.
*** - Current value failed - exceedance verified.
**** - Current value passed - awaiting one more verification.
***** - Insufficient background data to compute prediction limit.
ND = Not Detected, Result = detection limit.

Table C-3

Detection Frequencies in Upgradient and Downgradient Wells

Constituent	Upgradient Detect	Upgradient N	Upgradient Proportion	Downgradient Detect	Downgradient N	Downgradient Proportion
Antimony, Total	0	12	0.000	1	176	0.006
Arsenic, Total	12	12	1.000	133	176	0.756
Barium, Total	12	12	1.000	176	176	1.000
Beryllium, Total	0	11	0.000	0	154	0.000
Cadmium, Total	0	11	0.000	5	154	0.032
Chromium, Total	0	12	0.000	4	176	0.023
Cobalt, Total	0	12	0.000	4	165	0.024
Fluoride	6	12	0.500	185	187	0.989
Lead, Total	0	12	0.000	0	165	0.000
Lithium, Total	0	12	0.000	168	176	0.955
Mercury	0	10	0.000	1	143	0.007
Molybdenum, Total	0	12	0.000	157	176	0.892
Selenium, Total	0	12	0.000	0	176	0.000
Thallium, Total	0	10	0.000	0	143	0.000
Total Radium	12	12	1.000	153	176	0.869

N = Total number of measurements in all wells.
Detect = Total number of detections in all wells.
Proportion = Detect/N.

Table C-4

Shapiro-Wilk Multiple Group Test of Normality

Constituent	Detect	N	Detect Freq	G raw	G log	G cbrt	G sqrt	G sqr	G cub	Crit Value	Dist Form	Model Type
Antimony, Total	0	12	0.000	3.731	3.731					2.326	non-norm	nonpar
Arsenic, Total	12	12	1.000	2.752	2.124					2.326	lognor	lognor
Barium, Total	12	12	1.000	0.048	0.022					2.326	normal	normal
Beryllium, Total	0	11	0.000	3.485	3.485					2.326	non-norm	nonpar
Cadmium, Total	0	11	0.000	3.485	3.485					2.326	non-norm	nonpar
Chromium, Total	0	12	0.000	3.731	3.731					2.326	non-norm	nonpar
Cobalt, Total	0	12	0.000	3.731	3.731					2.326	non-norm	nonpar
Fluoride	6	12	0.500	2.922	2.896					2.326	non-norm	nonpar
Lead, Total	0	12	0.000	3.731	3.731					2.326	non-norm	nonpar
Lithium, Total	0	12	0.000	3.731	3.731					2.326	non-norm	nonpar
Mercury	0	10	0.000	3.262	3.262					2.326	non-norm	nonpar
Molybdenum, Total	0	12	0.000	3.731	3.731					2.326	non-norm	nonpar
Selenium, Total	0	12	0.000	3.731	3.731					2.326	non-norm	nonpar
Thallium, Total	0	10	0.000	3.262	3.262					2.326	non-norm	nonpar
Total Radium	12	12	1.000	0.579	1.624					2.326	normal	normal

* - Distribution override for that constituent.
Fit to distribution is confirmed if G <= critical value.
Model type may not match distributional form when detection frequency < 50%.

Table C-5

Summary Statistics and Prediction Limits

Constituent	Units	Detect	N	Mean	SD	alpha	Factor	Pred Limit	Type		Conf
Antimony, Total	ug/L	0	12					1.0000	nonpar	***	0.90
Arsenic, Total	ug/L	12	12	0.1732	0.1363	0.0100	2.8234	1.7471	lognor		
Barium, Total	ug/L	12	12	66.9500	2.5809	0.0100	2.8234	74.2368	normal		
Beryllium, Total	ug/L	0	11					0.2000	nonpar	***	0.89
Cadmium, Total	ug/L	0	11					2.0000	nonpar	***	0.89
Chromium, Total	ug/L	0	12					10.0000	nonpar	***	0.90
Cobalt, Total	ug/L	0	12					1.0000	nonpar	***	0.90
Fluoride	mg/L	6	12					0.1300	nonpar		0.90
Lead, Total	ug/L	0	12					10.0000	nonpar	***	0.90
Lithium, Total	ug/L	0	12					20.0000	nonpar	***	0.90
Mercury	ug/L	0	10					2.0000	nonpar	***	0.87
Molybdenum, Total	ug/L	0	12					10.0000	nonpar	***	0.90
Selenium, Total	ug/L	0	12					1.0000	nonpar	***	0.90
Thallium, Total	ug/L	0	10					1.0000	nonpar	***	0.87
Total Radium	pCi/L	12	12	1.3578	0.3421	0.0100	2.8234	2.3237	normal		

Conf = confidence level for passing initial test or one verification resample at all downgradient wells for a single constituent (nonparametric test only).
* - Insufficient Data.
** - Calculated limit raised to Manual Reporting Limit.
*** - Nonparametric limit based on ND value.
For transformed data, mean and SD in transformed units and prediction limit in original units.
All sample sizes and statistics are based on outlier free data.
For nonparametric limits, median reporting limits are substituted for extreme reporting limit values.

Table C-6

Dixon's Test Outliers
1% Significance Level

Constituent	Units	Well	Date	Result	ND Qualifier	Date Range	N	Critical Value

N = Total number of independent measurements in background at each well.
Date Range = Dates of the first and last measurements included in background at each well.
Critical Value depends on the significance level and on N-1 when the two most extreme values are tested or N for the most extreme value.

Table C-7

Historical Downgradient Data for Constituent-Well Combinations that Failed the Current Statistical Evaluation or are in Verification Resampling Mode

Constituent	Units	Well	Date		Result		Pred. Limit
Arsenic, Total	ug/L	MW-10D	04/06/2016		412.0000	*	1.7471
Arsenic, Total	ug/L	MW-10D	05/25/2016		440.0000	*	1.7471
Arsenic, Total	ug/L	MW-10D	08/09/2016		464.0000	*	1.7471
Arsenic, Total	ug/L	MW-10D	09/27/2016		488.0000	*	1.7471
Arsenic, Total	ug/L	MW-10D	11/29/2016		406.0000	*	1.7471
Arsenic, Total	ug/L	MW-10D	01/25/2017		433.0000	*	1.7471
Arsenic, Total	ug/L	MW-10D	05/23/2017		399.0000	*	1.7471
Arsenic, Total	ug/L	MW-10D	08/08/2017		447.0000	*	1.7471
Arsenic, Total	ug/L	MW-10D	05/30/2018		396.0000	*	1.7471
Arsenic, Total	ug/L	MW-10D	09/18/2018		323.0000	*	1.7471
Arsenic, Total	ug/L	MW-10D	05/16/2019		313.0000	*	1.7471
Arsenic, Total	ug/L	MW-10D	11/05/2019		275.0000	*	1.7471
Arsenic, Total	ug/L	MW-10D	05/19/2020		268.0000	*	1.7471
Arsenic, Total	ug/L	MW-10D	11/05/2020		265.0000	*	1.7471
Arsenic, Total	ug/L	MW-10D	05/06/2021		250.0000	*	1.7471
Arsenic, Total	ug/L	MW-10D	11/02/2021		173.0000	*	1.7471
Arsenic, Total	ug/L	MW-11D	04/07/2016		10.6000	*	1.7471
Arsenic, Total	ug/L	MW-11D	05/26/2016	ND	10.0000		1.7471
Arsenic, Total	ug/L	MW-11D	08/10/2016		14.4000	*	1.7471
Arsenic, Total	ug/L	MW-11D	09/28/2016		14.8000	*	1.7471
Arsenic, Total	ug/L	MW-11D	11/30/2016		12.0000	*	1.7471
Arsenic, Total	ug/L	MW-11D	01/26/2017		10.7000	*	1.7471
Arsenic, Total	ug/L	MW-11D	05/24/2017		14.4000	*	1.7471
Arsenic, Total	ug/L	MW-11D	08/09/2017		14.5000	*	1.7471
Arsenic, Total	ug/L	MW-11D	05/29/2018		18.2000	*	1.7471
Arsenic, Total	ug/L	MW-11D	09/14/2018		14.6000	*	1.7471
Arsenic, Total	ug/L	MW-11D	05/14/2019		14.3000	*	1.7471
Arsenic, Total	ug/L	MW-11D	11/07/2019		15.4000	*	1.7471
Arsenic, Total	ug/L	MW-11D	05/27/2020		15.7000	*	1.7471
Arsenic, Total	ug/L	MW-11D	11/05/2020		14.4000	*	1.7471

* - Significantly increased over background.
** - Detect at limit for 100% NDs in background (NPPL only).
*** - Manual exclusion.
ND = Not Detected, Result = detection limit.

Table C-7

Historical Downgradient Data for Constituent-Well Combinations that Failed the Current Statistical Evaluation or are in Verification Resampling Mode

Constituent	Units	Well	Date		Result		Pred. Limit
Arsenic, Total	ug/L	MW-11D	05/05/2021		15.4500	*	1.7471
Arsenic, Total	ug/L	MW-11D	11/01/2021		14.8000	*	1.7471
Arsenic, Total	ug/L	MW-12D	04/06/2016		241.0000	*	1.7471
Arsenic, Total	ug/L	MW-12D	05/25/2016		252.0000	*	1.7471
Arsenic, Total	ug/L	MW-12D	08/09/2016		243.0000	*	1.7471
Arsenic, Total	ug/L	MW-12D	09/27/2016		257.0000	*	1.7471
Arsenic, Total	ug/L	MW-12D	11/29/2016		280.0000	*	1.7471
Arsenic, Total	ug/L	MW-12D	01/25/2017		275.0000	*	1.7471
Arsenic, Total	ug/L	MW-12D	05/23/2017		268.0000	*	1.7471
Arsenic, Total	ug/L	MW-12D	08/08/2017		204.0000	*	1.7471
Arsenic, Total	ug/L	MW-12D	05/30/2018		223.0000	*	1.7471
Arsenic, Total	ug/L	MW-12D	09/17/2018		214.0000	*	1.7471
Arsenic, Total	ug/L	MW-12D	05/16/2019		210.0000	*	1.7471
Arsenic, Total	ug/L	MW-12D	11/06/2019		232.0000	*	1.7471
Arsenic, Total	ug/L	MW-12D	05/18/2020		287.0000	*	1.7471
Arsenic, Total	ug/L	MW-12D	11/05/2020		513.0000	*	1.7471
Arsenic, Total	ug/L	MW-12D	05/03/2021		463.0000	*	1.7471
Arsenic, Total	ug/L	MW-12D	11/01/2021		428.0000	*	1.7471
Arsenic, Total	ug/L	MW-13D	04/06/2016		214.0000	*	1.7471
Arsenic, Total	ug/L	MW-13D	05/25/2016		215.0000	*	1.7471
Arsenic, Total	ug/L	MW-13D	08/09/2016		245.0000	*	1.7471
Arsenic, Total	ug/L	MW-13D	09/27/2016		282.0000	*	1.7471
Arsenic, Total	ug/L	MW-13D	11/29/2016		291.0000	*	1.7471
Arsenic, Total	ug/L	MW-13D	01/25/2017		315.0000	*	1.7471
Arsenic, Total	ug/L	MW-13D	05/23/2017		306.0000	*	1.7471
Arsenic, Total	ug/L	MW-13D	08/08/2017		277.0000	*	1.7471
Arsenic, Total	ug/L	MW-13D	05/30/2018		253.0000	*	1.7471
Arsenic, Total	ug/L	MW-13D	09/18/2018		214.0000	*	1.7471
Arsenic, Total	ug/L	MW-13D	05/16/2019		225.0000	*	1.7471
Arsenic, Total	ug/L	MW-13D	11/06/2019		219.0000	*	1.7471

* - Significantly increased over background.
** - Detect at limit for 100% NDs in background (NPPL only).
*** - Manual exclusion.
ND = Not Detected, Result = detection limit.

Table C-7

Historical Downgradient Data for Constituent-Well Combinations that Failed the Current Statistical Evaluation or are in Verification Resampling Mode

Constituent	Units	Well	Date		Result		Pred. Limit
Arsenic, Total	ug/L	MW-13D	05/19/2020		241.0000	*	1.7471
Arsenic, Total	ug/L	MW-13D	11/05/2020		224.0000	*	1.7471
Arsenic, Total	ug/L	MW-13D	05/06/2021		242.0000	*	1.7471
Arsenic, Total	ug/L	MW-13D	11/01/2021		231.0000	*	1.7471
Arsenic, Total	ug/L	MW-14D	04/07/2016		89.1000	*	1.7471
Arsenic, Total	ug/L	MW-14D	05/26/2016		87.6000	*	1.7471
Arsenic, Total	ug/L	MW-14D	08/10/2016		86.5000	*	1.7471
Arsenic, Total	ug/L	MW-14D	09/28/2016		92.3000	*	1.7471
Arsenic, Total	ug/L	MW-14D	11/30/2016		103.0000	*	1.7471
Arsenic, Total	ug/L	MW-14D	01/26/2017		116.0000	*	1.7471
Arsenic, Total	ug/L	MW-14D	05/23/2017		124.0000	*	1.7471
Arsenic, Total	ug/L	MW-14D	08/09/2017		128.0000	*	1.7471
Arsenic, Total	ug/L	MW-14D	05/30/2018		147.0000	*	1.7471
Arsenic, Total	ug/L	MW-14D	09/17/2018		116.0000	*	1.7471
Arsenic, Total	ug/L	MW-14D	05/15/2019		108.0000	*	1.7471
Arsenic, Total	ug/L	MW-14D	11/07/2019		111.0000	*	1.7471
Arsenic, Total	ug/L	MW-14D	05/26/2020		131.0000	*	1.7471
Arsenic, Total	ug/L	MW-14D	11/05/2020		105.0000	*	1.7471
Arsenic, Total	ug/L	MW-14D	05/05/2021		133.0000	*	1.7471
Arsenic, Total	ug/L	MW-14D	11/01/2021		113.0000	*	1.7471
Arsenic, Total	ug/L	MW-1D	04/07/2016		10.3000	*	1.7471
Arsenic, Total	ug/L	MW-1D	05/26/2016		12.0000	*	1.7471
Arsenic, Total	ug/L	MW-1D	08/09/2016	ND	10.0000		1.7471
Arsenic, Total	ug/L	MW-1D	09/27/2016	ND	10.0000		1.7471
Arsenic, Total	ug/L	MW-1D	11/29/2016	ND	10.0000		1.7471
Arsenic, Total	ug/L	MW-1D	01/26/2017	ND	10.0000		1.7471
Arsenic, Total	ug/L	MW-1D	05/23/2017		11.7000	*	1.7471
Arsenic, Total	ug/L	MW-1D	08/09/2017	ND	10.0000		1.7471
Arsenic, Total	ug/L	MW-1D	05/29/2018	ND	10.0000		1.7471
Arsenic, Total	ug/L	MW-1D	09/17/2018		4.2000	*	1.7471

* - Significantly increased over background.
** - Detect at limit for 100% NDs in background (NPPL only).
*** - Manual exclusion.
ND = Not Detected, Result = detection limit.

Table C-7

Historical Downgradient Data for Constituent-Well Combinations that Failed the Current Statistical Evaluation or are in Verification Resampling Mode

Constituent	Units	Well	Date		Result		Pred. Limit
Arsenic, Total	ug/L	MW-1D	05/15/2019		4.7000	*	1.7471
Arsenic, Total	ug/L	MW-1D	11/07/2019		5.2000	*	1.7471
Arsenic, Total	ug/L	MW-1D	05/26/2020		7.4000	*	1.7471
Arsenic, Total	ug/L	MW-1D	11/06/2020		50.6000	*	1.7471
Arsenic, Total	ug/L	MW-1D	05/05/2021		5.9000	*	1.7471
Arsenic, Total	ug/L	MW-1D	11/03/2021		3.4000	*	1.7471
Arsenic, Total	ug/L	MW-2D	04/05/2016	ND	10.0000		1.7471
Arsenic, Total	ug/L	MW-2D	05/24/2016	ND	10.0000		1.7471
Arsenic, Total	ug/L	MW-2D	08/08/2016	ND	10.0000		1.7471
Arsenic, Total	ug/L	MW-2D	09/26/2016	ND	10.0000		1.7471
Arsenic, Total	ug/L	MW-2D	11/28/2016	ND	10.0000		1.7471
Arsenic, Total	ug/L	MW-2D	01/24/2017	ND	10.0000		1.7471
Arsenic, Total	ug/L	MW-2D	05/22/2017	ND	10.0000		1.7471
Arsenic, Total	ug/L	MW-2D	08/07/2017	ND	10.0000		1.7471
Arsenic, Total	ug/L	MW-2D	05/29/2018	ND	10.0000		1.7471
Arsenic, Total	ug/L	MW-2D	09/17/2018		1.8000	*	1.7471
Arsenic, Total	ug/L	MW-2D	05/15/2019		2.2000	*	1.7471
Arsenic, Total	ug/L	MW-2D	11/05/2019		3.1000	*	1.7471
Arsenic, Total	ug/L	MW-2D	05/19/2020		1.9000	*	1.7471
Arsenic, Total	ug/L	MW-2D	11/04/2020		3.8000	*	1.7471
Arsenic, Total	ug/L	MW-2D	05/03/2021		2.5000	*	1.7471
Arsenic, Total	ug/L	MW-2D	11/01/2021		3.8000	*	1.7471
Arsenic, Total	ug/L	MW-3D	04/05/2016	ND	10.0000		1.7471
Arsenic, Total	ug/L	MW-3D	05/25/2016	ND	10.0000		1.7471
Arsenic, Total	ug/L	MW-3D	08/08/2016	ND	10.0000		1.7471
Arsenic, Total	ug/L	MW-3D	09/26/2016	ND	10.0000		1.7471
Arsenic, Total	ug/L	MW-3D	11/28/2016	ND	10.0000		1.7471
Arsenic, Total	ug/L	MW-3D	01/24/2017	ND	10.0000		1.7471
Arsenic, Total	ug/L	MW-3D	05/22/2017	ND	10.0000		1.7471
Arsenic, Total	ug/L	MW-3D	08/07/2017	ND	10.0000		1.7471

* - Significantly increased over background.
** - Detect at limit for 100% NDs in background (NPPL only).
*** - Manual exclusion.
ND = Not Detected, Result = detection limit.

Table C-7

Historical Downgradient Data for Constituent-Well Combinations that Failed the Current Statistical Evaluation or are in Verification Resampling Mode

Constituent	Units	Well	Date		Result		Pred. Limit
Arsenic, Total	ug/L	MW-3D	05/29/2018	ND	10.0000		1.7471
Arsenic, Total	ug/L	MW-3D	09/17/2018		2.7000	*	1.7471
Arsenic, Total	ug/L	MW-3D	05/15/2019		2.9000	*	1.7471
Arsenic, Total	ug/L	MW-3D	11/06/2019		2.9000	*	1.7471
Arsenic, Total	ug/L	MW-3D	05/18/2020		3.3000	*	1.7471
Arsenic, Total	ug/L	MW-3D	11/03/2020		2.9000	*	1.7471
Arsenic, Total	ug/L	MW-3D	05/03/2021		3.8000	*	1.7471
Arsenic, Total	ug/L	MW-3D	11/01/2021		3.4000	*	1.7471
Arsenic, Total	ug/L	MW-7D	04/06/2016		428.0000	*	1.7471
Arsenic, Total	ug/L	MW-7D	05/25/2016		435.0000	*	1.7471
Arsenic, Total	ug/L	MW-7D	08/09/2016		412.0000	*	1.7471
Arsenic, Total	ug/L	MW-7D	09/27/2016		408.0000	*	1.7471
Arsenic, Total	ug/L	MW-7D	11/29/2016		417.0000	*	1.7471
Arsenic, Total	ug/L	MW-7D	01/25/2017		468.0000	*	1.7471
Arsenic, Total	ug/L	MW-7D	05/23/2017		509.0000	*	1.7471
Arsenic, Total	ug/L	MW-7D	08/08/2017		504.0000	*	1.7471
Arsenic, Total	ug/L	MW-7D	05/30/2018		491.0000	*	1.7471
Arsenic, Total	ug/L	MW-7D	09/18/2018		433.0000	*	1.7471
Arsenic, Total	ug/L	MW-7D	05/15/2019		471.0000	*	1.7471
Arsenic, Total	ug/L	MW-7D	11/06/2019		432.0000	*	1.7471
Arsenic, Total	ug/L	MW-7D	05/27/2020		467.0000	*	1.7471
Arsenic, Total	ug/L	MW-7D	11/17/2020		402.0000	*	1.7471
Arsenic, Total	ug/L	MW-7D	05/06/2021		476.0000	*	1.7471
Arsenic, Total	ug/L	MW-7D	11/02/2021		457.0000	*	1.7471
Arsenic, Total	ug/L	MW-9D	04/06/2016	ND	10.0000		1.7471
Arsenic, Total	ug/L	MW-9D	05/25/2016	ND	10.0000		1.7471
Arsenic, Total	ug/L	MW-9D	08/08/2016	ND	10.0000		1.7471
Arsenic, Total	ug/L	MW-9D	09/27/2016	ND	10.0000		1.7471
Arsenic, Total	ug/L	MW-9D	11/29/2016	ND	10.0000		1.7471
Arsenic, Total	ug/L	MW-9D	01/25/2017	ND	10.0000		1.7471

* - Significantly increased over background.
** - Detect at limit for 100% NDs in background (NPPL only).
*** - Manual exclusion.
ND = Not Detected, Result = detection limit.

Table C-7

Historical Downgradient Data for Constituent-Well Combinations that Failed the Current Statistical Evaluation or are in Verification Resampling Mode

Constituent	Units	Well	Date		Result		Pred. Limit
Arsenic, Total	ug/L	MW-9D	05/23/2017	ND	10.0000		1.7471
Arsenic, Total	ug/L	MW-9D	08/08/2017	ND	10.0000		1.7471
Arsenic, Total	ug/L	MW-9D	05/30/2018	ND	10.0000		1.7471
Arsenic, Total	ug/L	MW-9D	09/17/2018		2.8000	*	1.7471
Arsenic, Total	ug/L	MW-9D	05/16/2019		2.1000	*	1.7471
Arsenic, Total	ug/L	MW-9D	11/06/2019		3.2000	*	1.7471
Arsenic, Total	ug/L	MW-9D	05/19/2020		5.3000	*	1.7471
Arsenic, Total	ug/L	MW-9D	11/04/2020		4.7000	*	1.7471
Arsenic, Total	ug/L	MW-9D	05/03/2021		8.7000	*	1.7471
Arsenic, Total	ug/L	MW-9D	11/04/2021		9.0000	*	1.7471
Arsenic, Total	ug/L	MW-9I	04/06/2016	ND	10.0000		1.7471
Arsenic, Total	ug/L	MW-9I	05/25/2016	ND	10.0000		1.7471
Arsenic, Total	ug/L	MW-9I	08/08/2016	ND	10.0000		1.7471
Arsenic, Total	ug/L	MW-9I	09/27/2016	ND	10.0000		1.7471
Arsenic, Total	ug/L	MW-9I	11/28/2016	ND	10.0000		1.7471
Arsenic, Total	ug/L	MW-9I	01/25/2017	ND	10.0000		1.7471
Arsenic, Total	ug/L	MW-9I	05/23/2017	ND	10.0000		1.7471
Arsenic, Total	ug/L	MW-9I	08/08/2017	ND	10.0000		1.7471
Arsenic, Total	ug/L	MW-9I	05/30/2018	ND	10.0000		1.7471
Arsenic, Total	ug/L	MW-9I	09/17/2018		5.0000	*	1.7471
Arsenic, Total	ug/L	MW-9I	05/16/2019		3.8000	*	1.7471
Arsenic, Total	ug/L	MW-9I	11/06/2019		4.0000	*	1.7471
Arsenic, Total	ug/L	MW-9I	05/19/2020		4.2000	*	1.7471
Arsenic, Total	ug/L	MW-9I	11/04/2020		4.6000	*	1.7471
Arsenic, Total	ug/L	MW-9I	05/03/2021		4.8000	*	1.7471
Arsenic, Total	ug/L	MW-9I	11/04/2021		5.2000	*	1.7471
Barium, Total	ug/L	MW-1D	04/07/2016		47.2000		74.2368
Barium, Total	ug/L	MW-1D	05/26/2016		49.6000		74.2368
Barium, Total	ug/L	MW-1D	08/09/2016		51.6000		74.2368
Barium, Total	ug/L	MW-1D	09/27/2016		49.8000		74.2368

* - Significantly increased over background.
** - Detect at limit for 100% NDs in background (NPPL only).
*** - Manual exclusion.
ND = Not Detected, Result = detection limit.

Table C-7

Historical Downgradient Data for Constituent-Well Combinations that Failed the Current Statistical Evaluation or are in Verification Resampling Mode

Constituent	Units	Well	Date		Result		Pred. Limit
Barium, Total	ug/L	MW-1D	11/29/2016		39.3000		74.2368
Barium, Total	ug/L	MW-1D	01/26/2017		44.2000		74.2368
Barium, Total	ug/L	MW-1D	05/23/2017		48.4000		74.2368
Barium, Total	ug/L	MW-1D	08/09/2017		51.3000		74.2368
Barium, Total	ug/L	MW-1D	05/29/2018		49.8000		74.2368
Barium, Total	ug/L	MW-1D	09/17/2018		51.7000		74.2368
Barium, Total	ug/L	MW-1D	05/15/2019		61.8000		74.2368
Barium, Total	ug/L	MW-1D	11/07/2019		55.5000		74.2368
Barium, Total	ug/L	MW-1D	05/26/2020		71.0000		74.2368
Barium, Total	ug/L	MW-1D	11/06/2020		113.0000	*	74.2368
Barium, Total	ug/L	MW-1D	05/05/2021		77.5000	*	74.2368
Barium, Total	ug/L	MW-1D	11/03/2021		72.0000		74.2368
Cadmium, Total	ug/L	MW-7D	04/06/2016		2.4000	*	2.0000
Cadmium, Total	ug/L	MW-7D	05/25/2016		2.2000	*	2.0000
Cadmium, Total	ug/L	MW-7D	08/09/2016	ND	2.0000		2.0000
Cadmium, Total	ug/L	MW-7D	09/27/2016	ND	2.0000		2.0000
Cadmium, Total	ug/L	MW-7D	11/29/2016	ND	2.0000		2.0000
Cadmium, Total	ug/L	MW-7D	01/25/2017	ND	2.0000		2.0000
Cadmium, Total	ug/L	MW-7D	05/23/2017	ND	2.0000		2.0000
Cadmium, Total	ug/L	MW-7D	08/08/2017	ND	2.0000		2.0000
Cadmium, Total	ug/L	MW-7D	05/30/2018	ND	2.0000		2.0000
Cadmium, Total	ug/L	MW-7D	05/15/2019	ND	2.0000		2.0000
Cadmium, Total	ug/L	MW-7D	11/06/2019	ND	2.0000		2.0000
Cadmium, Total	ug/L	MW-7D	05/27/2020	ND	2.0000		2.0000
Cadmium, Total	ug/L	MW-7D	05/06/2021		2.1000	*	2.0000
Cadmium, Total	ug/L	MW-7D	11/02/2021	ND	2.0000		2.0000
Cobalt, Total	ug/L	MW-13D	04/06/2016	ND	10.0000		1.0000
Cobalt, Total	ug/L	MW-13D	05/25/2016	ND	5.0000		1.0000
Cobalt, Total	ug/L	MW-13D	08/09/2016	ND	5.0000		1.0000
Cobalt, Total	ug/L	MW-13D	09/27/2016	ND	5.0000		1.0000

* - Significantly increased over background.
** - Detect at limit for 100% NDs in background (NPPL only).
*** - Manual exclusion.
ND = Not Detected, Result = detection limit.

Table C-7

Historical Downgradient Data for Constituent-Well Combinations that Failed the Current Statistical Evaluation or are in Verification Resampling Mode

Constituent	Units	Well	Date		Result		Pred. Limit
Cobalt, Total	ug/L	MW-13D	11/29/2016	ND	5.0000		1.0000
Cobalt, Total	ug/L	MW-13D	01/25/2017	ND	5.0000		1.0000
Cobalt, Total	ug/L	MW-13D	05/23/2017	ND	5.0000		1.0000
Cobalt, Total	ug/L	MW-13D	08/08/2017	ND	5.0000		1.0000
Cobalt, Total	ug/L	MW-13D	05/30/2018	ND	5.0000		1.0000
Cobalt, Total	ug/L	MW-13D	05/16/2019	ND	1.0000		1.0000
Cobalt, Total	ug/L	MW-13D	11/06/2019	ND	1.0000		1.0000
Cobalt, Total	ug/L	MW-13D	05/19/2020	ND	1.0000		1.0000
Cobalt, Total	ug/L	MW-13D	11/05/2020	ND	1.0000		1.0000
Cobalt, Total	ug/L	MW-13D	05/06/2021		1.1000	*	1.0000
Cobalt, Total	ug/L	MW-13D	11/01/2021	ND	1.0000		1.0000
Cobalt, Total	ug/L	MW-14D	04/07/2016	ND	10.0000		1.0000
Cobalt, Total	ug/L	MW-14D	05/26/2016	ND	5.0000		1.0000
Cobalt, Total	ug/L	MW-14D	08/10/2016	ND	5.0000		1.0000
Cobalt, Total	ug/L	MW-14D	09/28/2016	ND	5.0000		1.0000
Cobalt, Total	ug/L	MW-14D	11/30/2016	ND	5.0000		1.0000
Cobalt, Total	ug/L	MW-14D	01/26/2017	ND	5.0000		1.0000
Cobalt, Total	ug/L	MW-14D	05/23/2017	ND	5.0000		1.0000
Cobalt, Total	ug/L	MW-14D	08/09/2017	ND	5.0000		1.0000
Cobalt, Total	ug/L	MW-14D	05/30/2018	ND	5.0000		1.0000
Cobalt, Total	ug/L	MW-14D	05/15/2019	ND	1.0000		1.0000
Cobalt, Total	ug/L	MW-14D	11/07/2019		1.1000	*	1.0000
Cobalt, Total	ug/L	MW-14D	05/26/2020	ND	1.0000		1.0000
Cobalt, Total	ug/L	MW-14D	11/05/2020	ND	1.0000		1.0000
Cobalt, Total	ug/L	MW-14D	05/05/2021		1.2000	*	1.0000
Cobalt, Total	ug/L	MW-14D	11/01/2021	ND	1.0000		1.0000
Cobalt, Total	ug/L	MW-7D	04/06/2016	ND	10.0000		1.0000
Cobalt, Total	ug/L	MW-7D	05/25/2016	ND	5.0000		1.0000
Cobalt, Total	ug/L	MW-7D	08/09/2016	ND	5.0000		1.0000
Cobalt, Total	ug/L	MW-7D	09/27/2016	ND	5.0000		1.0000

* - Significantly increased over background.
** - Detect at limit for 100% NDs in background (NPPL only).
*** - Manual exclusion.
ND = Not Detected, Result = detection limit.

Table C-7

Historical Downgradient Data for Constituent-Well Combinations that Failed the Current Statistical Evaluation or are in Verification Resampling Mode

Constituent	Units	Well	Date		Result		Pred. Limit
Cobalt, Total	ug/L	MW-7D	11/29/2016	ND	5.0000		1.0000
Cobalt, Total	ug/L	MW-7D	01/25/2017	ND	5.0000		1.0000
Cobalt, Total	ug/L	MW-7D	05/23/2017	ND	5.0000		1.0000
Cobalt, Total	ug/L	MW-7D	08/08/2017	ND	5.0000		1.0000
Cobalt, Total	ug/L	MW-7D	05/30/2018	ND	5.0000		1.0000
Cobalt, Total	ug/L	MW-7D	05/15/2019	ND	1.0000		1.0000
Cobalt, Total	ug/L	MW-7D	11/06/2019	ND	1.0000		1.0000
Cobalt, Total	ug/L	MW-7D	05/27/2020	ND	1.0000		1.0000
Cobalt, Total	ug/L	MW-7D	11/17/2020	ND	1.0000		1.0000
Cobalt, Total	ug/L	MW-7D	05/06/2021	ND	1.0000		1.0000
Cobalt, Total	ug/L	MW-7D	11/02/2021		1.8000	*	1.0000
Fluoride	mg/L	MW-10D	04/06/2016		1.7000	*	0.1300
Fluoride	mg/L	MW-10D	05/25/2016		2.2000	*	0.1300
Fluoride	mg/L	MW-10D	08/09/2016		2.1000	*	0.1300
Fluoride	mg/L	MW-10D	09/27/2016		2.2000	*	0.1300
Fluoride	mg/L	MW-10D	11/29/2016		2.2000	*	0.1300
Fluoride	mg/L	MW-10D	01/25/2017		2.3000	*	0.1300
Fluoride	mg/L	MW-10D	05/23/2017		2.2000	*	0.1300
Fluoride	mg/L	MW-10D	08/08/2017		2.2000	*	0.1300
Fluoride	mg/L	MW-10D	09/20/2017		2.1000	*	0.1300
Fluoride	mg/L	MW-10D	05/30/2018		2.6000	*	0.1300
Fluoride	mg/L	MW-10D	09/18/2018		2.6000	*	0.1300
Fluoride	mg/L	MW-10D	05/16/2019		2.4000	*	0.1300
Fluoride	mg/L	MW-10D	11/05/2019		2.3000	*	0.1300
Fluoride	mg/L	MW-10D	05/19/2020		2.5000	*	0.1300
Fluoride	mg/L	MW-10D	11/05/2020		2.6000	*	0.1300
Fluoride	mg/L	MW-10D	05/06/2021		2.6000	*	0.1300
Fluoride	mg/L	MW-10D	11/02/2021		2.0000	*	0.1300
Fluoride	mg/L	MW-11D	04/07/2016		0.3800	*	0.1300
Fluoride	mg/L	MW-11D	05/26/2016		0.3700	*	0.1300

* - Significantly increased over background.
** - Detect at limit for 100% NDs in background (NPPL only).
*** - Manual exclusion.
ND = Not Detected, Result = detection limit.

Table C-7

Historical Downgradient Data for Constituent-Well Combinations that Failed the Current Statistical Evaluation or are in Verification Resampling Mode

Constituent	Units	Well	Date		Result		Pred. Limit
Fluoride	mg/L	MW-11D	08/10/2016		0.3100	*	0.1300
Fluoride	mg/L	MW-11D	09/28/2016		0.3000	*	0.1300
Fluoride	mg/L	MW-11D	11/30/2016		0.2900	*	0.1300
Fluoride	mg/L	MW-11D	01/26/2017		0.3100	*	0.1300
Fluoride	mg/L	MW-11D	05/24/2017		0.4300	*	0.1300
Fluoride	mg/L	MW-11D	08/09/2017		0.4500	*	0.1300
Fluoride	mg/L	MW-11D	09/20/2017		0.4800	*	0.1300
Fluoride	mg/L	MW-11D	05/29/2018		0.4500	*	0.1300
Fluoride	mg/L	MW-11D	09/14/2018		0.3100	*	0.1300
Fluoride	mg/L	MW-11D	05/14/2019		0.4700	*	0.1300
Fluoride	mg/L	MW-11D	11/07/2019		0.4100	*	0.1300
Fluoride	mg/L	MW-11D	05/27/2020		0.3700	*	0.1300
Fluoride	mg/L	MW-11D	11/05/2020		0.4300	*	0.1300
Fluoride	mg/L	MW-11D	05/05/2021		0.2500	*	0.1300
Fluoride	mg/L	MW-11D	11/01/2021		0.3600	*	0.1300
Fluoride	mg/L	MW-12D	04/06/2016		0.2200	*	0.1300
Fluoride	mg/L	MW-12D	05/25/2016		0.2700	*	0.1300
Fluoride	mg/L	MW-12D	08/09/2016		0.2800	*	0.1300
Fluoride	mg/L	MW-12D	09/27/2016		0.3100	*	0.1300
Fluoride	mg/L	MW-12D	11/29/2016		0.3800	*	0.1300
Fluoride	mg/L	MW-12D	01/25/2017		0.4900	*	0.1300
Fluoride	mg/L	MW-12D	05/23/2017		0.5000	*	0.1300
Fluoride	mg/L	MW-12D	08/08/2017		0.5300	*	0.1300
Fluoride	mg/L	MW-12D	09/20/2017		0.4400	*	0.1300
Fluoride	mg/L	MW-12D	05/30/2018		1.1000	*	0.1300
Fluoride	mg/L	MW-12D	09/17/2018		0.9500	*	0.1300
Fluoride	mg/L	MW-12D	05/16/2019		1.3000	*	0.1300
Fluoride	mg/L	MW-12D	11/06/2019		1.2000	*	0.1300
Fluoride	mg/L	MW-12D	05/18/2020		1.1000	*	0.1300
Fluoride	mg/L	MW-12D	11/05/2020		0.9700	*	0.1300

* - Significantly increased over background.
** - Detect at limit for 100% NDs in background (NPPL only).
*** - Manual exclusion.
ND = Not Detected, Result = detection limit.

Table C-7

Historical Downgradient Data for Constituent-Well Combinations that Failed the Current Statistical Evaluation or are in Verification Resampling Mode

Constituent	Units	Well	Date		Result		Pred. Limit
Fluoride	mg/L	MW-12D	05/03/2021		1.3000	*	0.1300
Fluoride	mg/L	MW-12D	11/01/2021		1.3000	*	0.1300
Fluoride	mg/L	MW-13D	04/06/2016		0.3900	*	0.1300
Fluoride	mg/L	MW-13D	05/25/2016		0.4000	*	0.1300
Fluoride	mg/L	MW-13D	08/09/2016		0.3700	*	0.1300
Fluoride	mg/L	MW-13D	09/27/2016		0.3700	*	0.1300
Fluoride	mg/L	MW-13D	11/29/2016		0.3700	*	0.1300
Fluoride	mg/L	MW-13D	01/25/2017		0.3700	*	0.1300
Fluoride	mg/L	MW-13D	05/23/2017		0.3600	*	0.1300
Fluoride	mg/L	MW-13D	08/08/2017		0.4300	*	0.1300
Fluoride	mg/L	MW-13D	09/20/2017		0.4100	*	0.1300
Fluoride	mg/L	MW-13D	05/30/2018		0.4500	*	0.1300
Fluoride	mg/L	MW-13D	09/18/2018		0.4700	*	0.1300
Fluoride	mg/L	MW-13D	05/16/2019		0.4900	*	0.1300
Fluoride	mg/L	MW-13D	11/06/2019		0.4900	*	0.1300
Fluoride	mg/L	MW-13D	05/19/2020		0.5900	*	0.1300
Fluoride	mg/L	MW-13D	11/05/2020		0.6200	*	0.1300
Fluoride	mg/L	MW-13D	05/06/2021		0.6000	*	0.1300
Fluoride	mg/L	MW-13D	11/01/2021		0.5500	*	0.1300
Fluoride	mg/L	MW-14D	04/07/2016		0.3700	*	0.1300
Fluoride	mg/L	MW-14D	05/26/2016		0.3600	*	0.1300
Fluoride	mg/L	MW-14D	08/10/2016		0.3600	*	0.1300
Fluoride	mg/L	MW-14D	09/28/2016		0.3700	*	0.1300
Fluoride	mg/L	MW-14D	11/30/2016		0.3900	*	0.1300
Fluoride	mg/L	MW-14D	01/26/2017		0.3100	*	0.1300
Fluoride	mg/L	MW-14D	05/23/2017		0.3400	*	0.1300
Fluoride	mg/L	MW-14D	08/09/2017		0.3400	*	0.1300
Fluoride	mg/L	MW-14D	09/20/2017		0.3400	*	0.1300
Fluoride	mg/L	MW-14D	05/30/2018		0.3200	*	0.1300
Fluoride	mg/L	MW-14D	09/17/2018		0.2300	*	0.1300

* - Significantly increased over background.
** - Detect at limit for 100% NDs in background (NPPL only).
*** - Manual exclusion.
ND = Not Detected, Result = detection limit.

Table C-7

Historical Downgradient Data for Constituent-Well Combinations that Failed the Current Statistical Evaluation or are in Verification Resampling Mode

Constituent	Units	Well	Date		Result		Pred. Limit
Fluoride	mg/L	MW-14D	05/15/2019		0.2800	*	0.1300
Fluoride	mg/L	MW-14D	11/07/2019		0.2100	*	0.1300
Fluoride	mg/L	MW-14D	05/26/2020	ND	0.1000		0.1300
Fluoride	mg/L	MW-14D	11/05/2020		0.2600	*	0.1300
Fluoride	mg/L	MW-14D	05/05/2021	ND	0.1000		0.1300
Fluoride	mg/L	MW-14D	11/01/2021		0.2000	*	0.1300
Fluoride	mg/L	MW-1D	04/07/2016		0.4300	*	0.1300
Fluoride	mg/L	MW-1D	05/26/2016		0.4700	*	0.1300
Fluoride	mg/L	MW-1D	08/09/2016		0.3800	*	0.1300
Fluoride	mg/L	MW-1D	09/27/2016		0.3700	*	0.1300
Fluoride	mg/L	MW-1D	11/29/2016		0.3900	*	0.1300
Fluoride	mg/L	MW-1D	01/26/2017		0.4100	*	0.1300
Fluoride	mg/L	MW-1D	05/23/2017		0.4200	*	0.1300
Fluoride	mg/L	MW-1D	08/09/2017		0.4100	*	0.1300
Fluoride	mg/L	MW-1D	09/20/2017		0.4200	*	0.1300
Fluoride	mg/L	MW-1D	05/29/2018		0.3700	*	0.1300
Fluoride	mg/L	MW-1D	09/17/2018		0.3700	*	0.1300
Fluoride	mg/L	MW-1D	05/15/2019		0.3400	*	0.1300
Fluoride	mg/L	MW-1D	11/07/2019		0.3100	*	0.1300
Fluoride	mg/L	MW-1D	05/26/2020		0.2600	*	0.1300
Fluoride	mg/L	MW-1D	11/06/2020		0.3300	*	0.1300
Fluoride	mg/L	MW-1D	05/05/2021		0.2300	*	0.1300
Fluoride	mg/L	MW-1D	11/03/2021		0.3100	*	0.1300
Fluoride	mg/L	MW-2D	04/05/2016		2.1000	*	0.1300
Fluoride	mg/L	MW-2D	05/24/2016		2.2000	*	0.1300
Fluoride	mg/L	MW-2D	08/08/2016		2.2000	*	0.1300
Fluoride	mg/L	MW-2D	09/26/2016		2.6000	*	0.1300
Fluoride	mg/L	MW-2D	11/28/2016		2.6000	*	0.1300
Fluoride	mg/L	MW-2D	01/24/2017		2.4000	*	0.1300
Fluoride	mg/L	MW-2D	05/22/2017		2.6000	*	0.1300

* - Significantly increased over background.
** - Detect at limit for 100% NDs in background (NPPL only).
*** - Manual exclusion.
ND = Not Detected, Result = detection limit.

Table C-7

Historical Downgradient Data for Constituent-Well Combinations that Failed the Current Statistical Evaluation or are in Verification Resampling Mode

Constituent	Units	Well	Date		Result		Pred. Limit
Fluoride	mg/L	MW-2D	08/07/2017		2.6000	*	0.1300
Fluoride	mg/L	MW-2D	09/20/2017		2.6000	*	0.1300
Fluoride	mg/L	MW-2D	05/29/2018		2.6000	*	0.1300
Fluoride	mg/L	MW-2D	09/17/2018		2.8000	*	0.1300
Fluoride	mg/L	MW-2D	05/15/2019		1.6000	*	0.1300
Fluoride	mg/L	MW-2D	11/05/2019		1.3000	*	0.1300
Fluoride	mg/L	MW-2D	05/19/2020		1.2000	*	0.1300
Fluoride	mg/L	MW-2D	11/04/2020		1.0000	*	0.1300
Fluoride	mg/L	MW-2D	05/03/2021		0.8700	*	0.1300
Fluoride	mg/L	MW-2D	11/01/2021		0.8600	*	0.1300
Fluoride	mg/L	MW-3D	04/05/2016		0.3300	*	0.1300
Fluoride	mg/L	MW-3D	05/25/2016		0.4300	*	0.1300
Fluoride	mg/L	MW-3D	08/08/2016		0.4100	*	0.1300
Fluoride	mg/L	MW-3D	09/26/2016		0.4400	*	0.1300
Fluoride	mg/L	MW-3D	11/28/2016		0.4200	*	0.1300
Fluoride	mg/L	MW-3D	01/24/2017		0.4000	*	0.1300
Fluoride	mg/L	MW-3D	05/22/2017		0.3800	*	0.1300
Fluoride	mg/L	MW-3D	08/07/2017		0.4000	*	0.1300
Fluoride	mg/L	MW-3D	09/20/2017		0.4000	*	0.1300
Fluoride	mg/L	MW-3D	05/29/2018		0.2900	*	0.1300
Fluoride	mg/L	MW-3D	09/17/2018		0.2800	*	0.1300
Fluoride	mg/L	MW-3D	05/15/2019		0.2400	*	0.1300
Fluoride	mg/L	MW-3D	11/06/2019		0.2100	*	0.1300
Fluoride	mg/L	MW-3D	05/18/2020		0.2300	*	0.1300
Fluoride	mg/L	MW-3D	11/03/2020		0.2000	*	0.1300
Fluoride	mg/L	MW-3D	05/03/2021		0.1800	*	0.1300
Fluoride	mg/L	MW-3D	11/01/2021		0.1500	*	0.1300
Fluoride	mg/L	MW-7D	04/06/2016		0.2800	*	0.1300
Fluoride	mg/L	MW-7D	05/25/2016		0.3300	*	0.1300
Fluoride	mg/L	MW-7D	08/09/2016		0.3100	*	0.1300

* - Significantly increased over background.
** - Detect at limit for 100% NDs in background (NPPL only).
*** - Manual exclusion.
ND = Not Detected, Result = detection limit.

Table C-7

Historical Downgradient Data for Constituent-Well Combinations that Failed the Current Statistical Evaluation or are in Verification Resampling Mode

Constituent	Units	Well	Date		Result		Pred. Limit
Fluoride	mg/L	MW-7D	09/27/2016		0.3100	*	0.1300
Fluoride	mg/L	MW-7D	11/29/2016		0.3000	*	0.1300
Fluoride	mg/L	MW-7D	01/25/2017		0.2600	*	0.1300
Fluoride	mg/L	MW-7D	05/23/2017		0.2500	*	0.1300
Fluoride	mg/L	MW-7D	08/08/2017		0.2800	*	0.1300
Fluoride	mg/L	MW-7D	09/20/2017		0.2600	*	0.1300
Fluoride	mg/L	MW-7D	05/30/2018		0.2900	*	0.1300
Fluoride	mg/L	MW-7D	09/18/2018		0.3000	*	0.1300
Fluoride	mg/L	MW-7D	05/15/2019		0.3200	*	0.1300
Fluoride	mg/L	MW-7D	11/06/2019		0.3500	*	0.1300
Fluoride	mg/L	MW-7D	05/27/2020		0.3900	*	0.1300
Fluoride	mg/L	MW-7D	11/17/2020		0.4200	*	0.1300
Fluoride	mg/L	MW-7D	05/06/2021		0.3600	*	0.1300
Fluoride	mg/L	MW-7D	11/02/2021		0.3800	*	0.1300
Fluoride	mg/L	MW-9D	04/06/2016		0.3400	*	0.1300
Fluoride	mg/L	MW-9D	05/25/2016		0.3900	*	0.1300
Fluoride	mg/L	MW-9D	08/08/2016		0.3900	*	0.1300
Fluoride	mg/L	MW-9D	09/27/2016		0.4000	*	0.1300
Fluoride	mg/L	MW-9D	11/29/2016		0.4400	*	0.1300
Fluoride	mg/L	MW-9D	01/25/2017		0.4000	*	0.1300
Fluoride	mg/L	MW-9D	05/23/2017		0.4600	*	0.1300
Fluoride	mg/L	MW-9D	08/08/2017		0.4900	*	0.1300
Fluoride	mg/L	MW-9D	09/20/2017		0.5200	*	0.1300
Fluoride	mg/L	MW-9D	05/30/2018		0.4500	*	0.1300
Fluoride	mg/L	MW-9D	09/17/2018		0.4300	*	0.1300
Fluoride	mg/L	MW-9D	05/16/2019		0.4400	*	0.1300
Fluoride	mg/L	MW-9D	11/06/2019		0.4400	*	0.1300
Fluoride	mg/L	MW-9D	05/19/2020		0.4600	*	0.1300
Fluoride	mg/L	MW-9D	11/04/2020		0.4200	*	0.1300
Fluoride	mg/L	MW-9D	05/03/2021		0.4000	*	0.1300

* - Significantly increased over background.
** - Detect at limit for 100% NDs in background (NPPL only).
*** - Manual exclusion.
ND = Not Detected, Result = detection limit.

Table C-7

Historical Downgradient Data for Constituent-Well Combinations that Failed the Current Statistical Evaluation or are in Verification Resampling Mode

Constituent	Units	Well	Date		Result		Pred. Limit
Fluoride	mg/L	MW-9D	11/04/2021		0.3600	*	0.1300
Fluoride	mg/L	MW-9I	04/06/2016		0.4400	*	0.1300
Fluoride	mg/L	MW-9I	05/25/2016		0.5300	*	0.1300
Fluoride	mg/L	MW-9I	08/08/2016		0.5500	*	0.1300
Fluoride	mg/L	MW-9I	09/27/2016		0.5800	*	0.1300
Fluoride	mg/L	MW-9I	11/28/2016		0.6100	*	0.1300
Fluoride	mg/L	MW-9I	01/25/2017		0.5300	*	0.1300
Fluoride	mg/L	MW-9I	05/23/2017		0.5700	*	0.1300
Fluoride	mg/L	MW-9I	08/08/2017		0.5800	*	0.1300
Fluoride	mg/L	MW-9I	09/20/2017		0.5900	*	0.1300
Fluoride	mg/L	MW-9I	05/30/2018		0.5300	*	0.1300
Fluoride	mg/L	MW-9I	09/17/2018		0.5800	*	0.1300
Fluoride	mg/L	MW-9I	05/16/2019		0.6800	*	0.1300
Fluoride	mg/L	MW-9I	11/06/2019		0.6900	*	0.1300
Fluoride	mg/L	MW-9I	05/19/2020		0.7300	*	0.1300
Fluoride	mg/L	MW-9I	11/04/2020		0.7800	*	0.1300
Fluoride	mg/L	MW-9I	05/03/2021		0.9700	*	0.1300
Fluoride	mg/L	MW-9I	11/04/2021		0.9800	*	0.1300
Lithium, Total	ug/L	MW-10D	04/06/2016		123.0000	*	20.0000
Lithium, Total	ug/L	MW-10D	05/25/2016		105.0000	*	20.0000
Lithium, Total	ug/L	MW-10D	08/09/2016		96.3000	*	20.0000
Lithium, Total	ug/L	MW-10D	09/27/2016		82.9000	*	20.0000
Lithium, Total	ug/L	MW-10D	11/29/2016		92.2000	*	20.0000
Lithium, Total	ug/L	MW-10D	01/25/2017		92.0000	*	20.0000
Lithium, Total	ug/L	MW-10D	05/23/2017		85.2000	*	20.0000
Lithium, Total	ug/L	MW-10D	08/08/2017		86.2000	*	20.0000
Lithium, Total	ug/L	MW-10D	05/30/2018		63.3000	*	20.0000
Lithium, Total	ug/L	MW-10D	09/18/2018		61.6000	*	20.0000
Lithium, Total	ug/L	MW-10D	05/16/2019		69.4000	*	20.0000
Lithium, Total	ug/L	MW-10D	11/05/2019		61.6000	*	20.0000

* - Significantly increased over background.
** - Detect at limit for 100% NDs in background (NPPL only).
*** - Manual exclusion.
ND = Not Detected, Result = detection limit.

Table C-7

Historical Downgradient Data for Constituent-Well Combinations that Failed the Current Statistical Evaluation or are in Verification Resampling Mode

Constituent	Units	Well	Date		Result		Pred. Limit
Lithium, Total	ug/L	MW-10D	05/19/2020		62.5000	*	20.0000
Lithium, Total	ug/L	MW-10D	11/05/2020		52.2000	*	20.0000
Lithium, Total	ug/L	MW-10D	05/06/2021		49.8000	*	20.0000
Lithium, Total	ug/L	MW-10D	11/02/2021		67.4000	*	20.0000
Lithium, Total	ug/L	MW-11D	04/07/2016		127.0000	*	20.0000
Lithium, Total	ug/L	MW-11D	05/26/2016		122.0000	*	20.0000
Lithium, Total	ug/L	MW-11D	08/10/2016		132.0000	*	20.0000
Lithium, Total	ug/L	MW-11D	09/28/2016		128.0000	*	20.0000
Lithium, Total	ug/L	MW-11D	11/30/2016		137.0000	*	20.0000
Lithium, Total	ug/L	MW-11D	01/26/2017		133.0000	*	20.0000
Lithium, Total	ug/L	MW-11D	05/24/2017		109.0000	*	20.0000
Lithium, Total	ug/L	MW-11D	08/09/2017		124.0000	*	20.0000
Lithium, Total	ug/L	MW-11D	05/29/2018		122.0000	*	20.0000
Lithium, Total	ug/L	MW-11D	09/14/2018		126.0000	*	20.0000
Lithium, Total	ug/L	MW-11D	05/14/2019		128.0000	*	20.0000
Lithium, Total	ug/L	MW-11D	11/07/2019		128.0000	*	20.0000
Lithium, Total	ug/L	MW-11D	05/27/2020		142.0000	*	20.0000
Lithium, Total	ug/L	MW-11D	11/05/2020		134.0000	*	20.0000
Lithium, Total	ug/L	MW-11D	05/05/2021		141.0000	*	20.0000
Lithium, Total	ug/L	MW-11D	11/01/2021		150.0000	*	20.0000
Lithium, Total	ug/L	MW-12D	04/06/2016		141.0000	*	20.0000
Lithium, Total	ug/L	MW-12D	05/25/2016		152.0000	*	20.0000
Lithium, Total	ug/L	MW-12D	08/09/2016		140.0000	*	20.0000
Lithium, Total	ug/L	MW-12D	09/27/2016		147.0000	*	20.0000
Lithium, Total	ug/L	MW-12D	11/29/2016		140.0000	*	20.0000
Lithium, Total	ug/L	MW-12D	01/25/2017		166.0000	*	20.0000
Lithium, Total	ug/L	MW-12D	05/23/2017		129.0000	*	20.0000
Lithium, Total	ug/L	MW-12D	08/08/2017		151.0000	*	20.0000
Lithium, Total	ug/L	MW-12D	05/30/2018		118.0000	*	20.0000
Lithium, Total	ug/L	MW-12D	09/17/2018		122.0000	*	20.0000

* - Significantly increased over background.
** - Detect at limit for 100% NDs in background (NPPL only).
*** - Manual exclusion.
ND = Not Detected, Result = detection limit.

Table C-7

Historical Downgradient Data for Constituent-Well Combinations that Failed the Current Statistical Evaluation or are in Verification Resampling Mode

Constituent	Units	Well	Date		Result		Pred. Limit
Lithium, Total	ug/L	MW-12D	05/16/2019		104.0000	*	20.0000
Lithium, Total	ug/L	MW-12D	11/06/2019		104.0000	*	20.0000
Lithium, Total	ug/L	MW-12D	05/18/2020		113.0000	*	20.0000
Lithium, Total	ug/L	MW-12D	11/05/2020		108.0000	*	20.0000
Lithium, Total	ug/L	MW-12D	05/03/2021		69.6000	*	20.0000
Lithium, Total	ug/L	MW-12D	11/01/2021		95.5000	*	20.0000
Lithium, Total	ug/L	MW-13D	04/06/2016		87.6000	*	20.0000
Lithium, Total	ug/L	MW-13D	05/25/2016		99.8000	*	20.0000
Lithium, Total	ug/L	MW-13D	08/09/2016		112.0000	*	20.0000
Lithium, Total	ug/L	MW-13D	09/27/2016		133.0000	*	20.0000
Lithium, Total	ug/L	MW-13D	11/29/2016		176.0000	*	20.0000
Lithium, Total	ug/L	MW-13D	01/25/2017		190.0000	*	20.0000
Lithium, Total	ug/L	MW-13D	05/23/2017		154.0000	*	20.0000
Lithium, Total	ug/L	MW-13D	08/08/2017		128.0000	*	20.0000
Lithium, Total	ug/L	MW-13D	05/30/2018		112.0000	*	20.0000
Lithium, Total	ug/L	MW-13D	09/18/2018		101.0000	*	20.0000
Lithium, Total	ug/L	MW-13D	05/16/2019		105.0000	*	20.0000
Lithium, Total	ug/L	MW-13D	11/06/2019		85.0000	*	20.0000
Lithium, Total	ug/L	MW-13D	05/19/2020		96.8000	*	20.0000
Lithium, Total	ug/L	MW-13D	11/05/2020		79.6000	*	20.0000
Lithium, Total	ug/L	MW-13D	05/06/2021		72.7000	*	20.0000
Lithium, Total	ug/L	MW-13D	11/01/2021		84.7000	*	20.0000
Lithium, Total	ug/L	MW-14D	04/07/2016		526.0000	*	20.0000
Lithium, Total	ug/L	MW-14D	05/26/2016		620.0000	*	20.0000
Lithium, Total	ug/L	MW-14D	08/10/2016		358.0000	*	20.0000
Lithium, Total	ug/L	MW-14D	09/28/2016		355.0000	*	20.0000
Lithium, Total	ug/L	MW-14D	11/30/2016		352.0000	*	20.0000
Lithium, Total	ug/L	MW-14D	01/26/2017		520.0000	*	20.0000
Lithium, Total	ug/L	MW-14D	05/23/2017		662.0000	*	20.0000
Lithium, Total	ug/L	MW-14D	08/09/2017		541.0000	*	20.0000

* - Significantly increased over background.
** - Detect at limit for 100% NDs in background (NPPL only).
*** - Manual exclusion.
ND = Not Detected, Result = detection limit.

Table C-7

Historical Downgradient Data for Constituent-Well Combinations that Failed the Current Statistical Evaluation or are in Verification Resampling Mode

Constituent	Units	Well	Date		Result		Pred. Limit
Lithium, Total	ug/L	MW-14D	05/30/2018		664.0000	*	20.0000
Lithium, Total	ug/L	MW-14D	09/17/2018		610.0000	*	20.0000
Lithium, Total	ug/L	MW-14D	05/15/2019		567.0000	*	20.0000
Lithium, Total	ug/L	MW-14D	11/07/2019		479.0000	*	20.0000
Lithium, Total	ug/L	MW-14D	05/26/2020		820.0000	*	20.0000
Lithium, Total	ug/L	MW-14D	11/05/2020		445.0000	*	20.0000
Lithium, Total	ug/L	MW-14D	05/05/2021		809.0000	*	20.0000
Lithium, Total	ug/L	MW-14D	11/01/2021		751.0000	*	20.0000
Lithium, Total	ug/L	MW-1D	04/07/2016		87.6000	*	20.0000
Lithium, Total	ug/L	MW-1D	05/26/2016		86.0000	*	20.0000
Lithium, Total	ug/L	MW-1D	08/09/2016		84.4000	*	20.0000
Lithium, Total	ug/L	MW-1D	09/27/2016		68.2000	*	20.0000
Lithium, Total	ug/L	MW-1D	11/29/2016		70.8000	*	20.0000
Lithium, Total	ug/L	MW-1D	01/26/2017		60.7000	*	20.0000
Lithium, Total	ug/L	MW-1D	05/23/2017		54.8000	*	20.0000
Lithium, Total	ug/L	MW-1D	08/09/2017		57.4000	*	20.0000
Lithium, Total	ug/L	MW-1D	05/29/2018		38.5000	*	20.0000
Lithium, Total	ug/L	MW-1D	09/17/2018		31.2000	*	20.0000
Lithium, Total	ug/L	MW-1D	05/15/2019		53.4000	*	20.0000
Lithium, Total	ug/L	MW-1D	11/07/2019		29.3000	*	20.0000
Lithium, Total	ug/L	MW-1D	05/26/2020		37.7000	*	20.0000
Lithium, Total	ug/L	MW-1D	11/06/2020	ND	20.0000		20.0000
Lithium, Total	ug/L	MW-1D	05/05/2021		23.6000	*	20.0000
Lithium, Total	ug/L	MW-1D	11/03/2021		23.4000	*	20.0000
Lithium, Total	ug/L	MW-2D	04/05/2016		108.0000	*	20.0000
Lithium, Total	ug/L	MW-2D	05/24/2016		105.0000	*	20.0000
Lithium, Total	ug/L	MW-2D	08/08/2016		103.0000	*	20.0000
Lithium, Total	ug/L	MW-2D	09/26/2016		77.8000	*	20.0000
Lithium, Total	ug/L	MW-2D	11/28/2016		91.2000	*	20.0000
Lithium, Total	ug/L	MW-2D	01/24/2017		90.2000	*	20.0000

* - Significantly increased over background.
** - Detect at limit for 100% NDs in background (NPPL only).
*** - Manual exclusion.
ND = Not Detected, Result = detection limit.

Table C-7

Historical Downgradient Data for Constituent-Well Combinations that Failed the Current Statistical Evaluation or are in Verification Resampling Mode

Constituent	Units	Well	Date		Result		Pred. Limit
Lithium, Total	ug/L	MW-2D	05/22/2017		73.3000	*	20.0000
Lithium, Total	ug/L	MW-2D	08/07/2017		87.8000	*	20.0000
Lithium, Total	ug/L	MW-2D	05/29/2018		36.7000	*	20.0000
Lithium, Total	ug/L	MW-2D	09/17/2018		32.1000	*	20.0000
Lithium, Total	ug/L	MW-2D	05/15/2019		45.2000	*	20.0000
Lithium, Total	ug/L	MW-2D	11/05/2019		65.0000	*	20.0000
Lithium, Total	ug/L	MW-2D	05/19/2020		42.8000	*	20.0000
Lithium, Total	ug/L	MW-2D	11/04/2020		55.4000	*	20.0000
Lithium, Total	ug/L	MW-2D	05/03/2021		40.3000	*	20.0000
Lithium, Total	ug/L	MW-2D	11/01/2021		56.1000	*	20.0000
Lithium, Total	ug/L	MW-7D	04/06/2016		150.0000	*	20.0000
Lithium, Total	ug/L	MW-7D	05/25/2016		132.0000	*	20.0000
Lithium, Total	ug/L	MW-7D	08/09/2016		120.0000	*	20.0000
Lithium, Total	ug/L	MW-7D	09/27/2016		107.0000	*	20.0000
Lithium, Total	ug/L	MW-7D	11/29/2016		127.0000	*	20.0000
Lithium, Total	ug/L	MW-7D	01/25/2017		150.0000	*	20.0000
Lithium, Total	ug/L	MW-7D	05/23/2017		136.0000	*	20.0000
Lithium, Total	ug/L	MW-7D	08/08/2017		152.0000	*	20.0000
Lithium, Total	ug/L	MW-7D	05/30/2018		120.0000	*	20.0000
Lithium, Total	ug/L	MW-7D	09/18/2018		110.0000	*	20.0000
Lithium, Total	ug/L	MW-7D	05/15/2019		125.0000	*	20.0000
Lithium, Total	ug/L	MW-7D	11/06/2019		95.5000	*	20.0000
Lithium, Total	ug/L	MW-7D	05/27/2020		104.0000	*	20.0000
Lithium, Total	ug/L	MW-7D	11/17/2020		91.7000	*	20.0000
Lithium, Total	ug/L	MW-7D	05/06/2021		96.9000	*	20.0000
Lithium, Total	ug/L	MW-7D	11/02/2021		103.0000	*	20.0000
Lithium, Total	ug/L	MW-9D	04/06/2016		146.0000	*	20.0000
Lithium, Total	ug/L	MW-9D	05/25/2016		134.0000	*	20.0000
Lithium, Total	ug/L	MW-9D	08/08/2016		123.0000	*	20.0000
Lithium, Total	ug/L	MW-9D	09/27/2016		102.0000	*	20.0000

* - Significantly increased over background.
** - Detect at limit for 100% NDs in background (NPPL only).
*** - Manual exclusion.
ND = Not Detected, Result = detection limit.

Table C-7

Historical Downgradient Data for Constituent-Well Combinations that Failed the Current Statistical Evaluation or are in Verification Resampling Mode

Constituent	Units	Well	Date		Result		Pred. Limit
Lithium, Total	ug/L	MW-9D	11/29/2016		119.0000	*	20.0000
Lithium, Total	ug/L	MW-9D	01/25/2017		109.0000	*	20.0000
Lithium, Total	ug/L	MW-9D	05/23/2017		71.9000	*	20.0000
Lithium, Total	ug/L	MW-9D	08/08/2017		65.9000	*	20.0000
Lithium, Total	ug/L	MW-9D	05/30/2018		48.2000	*	20.0000
Lithium, Total	ug/L	MW-9D	09/17/2018		43.5000	*	20.0000
Lithium, Total	ug/L	MW-9D	05/16/2019		44.4000	*	20.0000
Lithium, Total	ug/L	MW-9D	11/06/2019		33.6000	*	20.0000
Lithium, Total	ug/L	MW-9D	05/19/2020		32.1000	*	20.0000
Lithium, Total	ug/L	MW-9D	11/04/2020		25.2000	*	20.0000
Lithium, Total	ug/L	MW-9D	05/03/2021		25.0000	*	20.0000
Lithium, Total	ug/L	MW-9D	11/04/2021		23.0000	*	20.0000
Lithium, Total	ug/L	MW-9I	04/06/2016		104.0000	*	20.0000
Lithium, Total	ug/L	MW-9I	05/25/2016		79.6000	*	20.0000
Lithium, Total	ug/L	MW-9I	08/08/2016		68.6000	*	20.0000
Lithium, Total	ug/L	MW-9I	09/27/2016		58.3000	*	20.0000
Lithium, Total	ug/L	MW-9I	11/28/2016		62.3000	*	20.0000
Lithium, Total	ug/L	MW-9I	01/25/2017		59.6000	*	20.0000
Lithium, Total	ug/L	MW-9I	05/23/2017		51.5000	*	20.0000
Lithium, Total	ug/L	MW-9I	08/08/2017		56.3000	*	20.0000
Lithium, Total	ug/L	MW-9I	05/30/2018		35.4000	*	20.0000
Lithium, Total	ug/L	MW-9I	09/17/2018		37.0000	*	20.0000
Lithium, Total	ug/L	MW-9I	05/16/2019		38.4000	*	20.0000
Lithium, Total	ug/L	MW-9I	11/06/2019		30.2000	*	20.0000
Lithium, Total	ug/L	MW-9I	05/19/2020		30.6000	*	20.0000
Lithium, Total	ug/L	MW-9I	11/04/2020		23.3000	*	20.0000
Lithium, Total	ug/L	MW-9I	05/03/2021		30.5000	*	20.0000
Lithium, Total	ug/L	MW-9I	11/04/2021		28.5000	*	20.0000
Molybdenum, Total	ug/L	MW-10D	04/06/2016		264.0000	*	10.0000
Molybdenum, Total	ug/L	MW-10D	05/25/2016		288.0000	*	10.0000

* - Significantly increased over background.
** - Detect at limit for 100% NDs in background (NPPL only).
*** - Manual exclusion.
ND = Not Detected, Result = detection limit.

Table C-7

Historical Downgradient Data for Constituent-Well Combinations that Failed the Current Statistical Evaluation or are in Verification Resampling Mode

Constituent	Units	Well	Date		Result		Pred. Limit
Molybdenum, Total	ug/L	MW-10D	08/09/2016		290.0000	*	10.0000
Molybdenum, Total	ug/L	MW-10D	09/27/2016		259.0000	*	10.0000
Molybdenum, Total	ug/L	MW-10D	11/29/2016		274.0000	*	10.0000
Molybdenum, Total	ug/L	MW-10D	01/25/2017		251.0000	*	10.0000
Molybdenum, Total	ug/L	MW-10D	05/23/2017		235.0000	*	10.0000
Molybdenum, Total	ug/L	MW-10D	08/08/2017		220.0000	*	10.0000
Molybdenum, Total	ug/L	MW-10D	05/30/2018		168.0000	*	10.0000
Molybdenum, Total	ug/L	MW-10D	09/18/2018		141.0000	*	10.0000
Molybdenum, Total	ug/L	MW-10D	05/16/2019		99.0000	*	10.0000
Molybdenum, Total	ug/L	MW-10D	11/05/2019		76.5000	*	10.0000
Molybdenum, Total	ug/L	MW-10D	05/19/2020		72.8000	*	10.0000
Molybdenum, Total	ug/L	MW-10D	11/05/2020		88.6000	*	10.0000
Molybdenum, Total	ug/L	MW-10D	05/06/2021		97.2000	*	10.0000
Molybdenum, Total	ug/L	MW-10D	11/02/2021		84.1000	*	10.0000
Molybdenum, Total	ug/L	MW-12D	04/06/2016		286.0000	*	10.0000
Molybdenum, Total	ug/L	MW-12D	05/25/2016		257.0000	*	10.0000
Molybdenum, Total	ug/L	MW-12D	08/09/2016		270.0000	*	10.0000
Molybdenum, Total	ug/L	MW-12D	09/27/2016		274.0000	*	10.0000
Molybdenum, Total	ug/L	MW-12D	11/29/2016		249.0000	*	10.0000
Molybdenum, Total	ug/L	MW-12D	01/25/2017		254.0000	*	10.0000
Molybdenum, Total	ug/L	MW-12D	05/23/2017		214.0000	*	10.0000
Molybdenum, Total	ug/L	MW-12D	08/08/2017		232.0000	*	10.0000
Molybdenum, Total	ug/L	MW-12D	05/30/2018		232.0000	*	10.0000
Molybdenum, Total	ug/L	MW-12D	09/17/2018		239.0000	*	10.0000
Molybdenum, Total	ug/L	MW-12D	05/16/2019		219.0000	*	10.0000
Molybdenum, Total	ug/L	MW-12D	11/06/2019		218.0000	*	10.0000
Molybdenum, Total	ug/L	MW-12D	05/18/2020		227.0000	*	10.0000
Molybdenum, Total	ug/L	MW-12D	11/05/2020		200.0000	*	10.0000
Molybdenum, Total	ug/L	MW-12D	05/03/2021		173.0000	*	10.0000
Molybdenum, Total	ug/L	MW-12D	11/01/2021		176.0000	*	10.0000

* - Significantly increased over background.
** - Detect at limit for 100% NDs in background (NPPL only).
*** - Manual exclusion.
ND = Not Detected, Result = detection limit.

Table C-7

Historical Downgradient Data for Constituent-Well Combinations that Failed the Current Statistical Evaluation or are in Verification Resampling Mode

Constituent	Units	Well	Date		Result		Pred. Limit
Molybdenum, Total	ug/L	MW-13D	04/06/2016		646.0000	*	10.0000
Molybdenum, Total	ug/L	MW-13D	05/25/2016		575.0000	*	10.0000
Molybdenum, Total	ug/L	MW-13D	08/09/2016		671.0000	*	10.0000
Molybdenum, Total	ug/L	MW-13D	09/27/2016		647.0000	*	10.0000
Molybdenum, Total	ug/L	MW-13D	11/29/2016		695.0000	*	10.0000
Molybdenum, Total	ug/L	MW-13D	01/25/2017		704.0000	*	10.0000
Molybdenum, Total	ug/L	MW-13D	05/23/2017		667.0000	*	10.0000
Molybdenum, Total	ug/L	MW-13D	08/08/2017		651.0000	*	10.0000
Molybdenum, Total	ug/L	MW-13D	05/30/2018		922.0000	*	10.0000
Molybdenum, Total	ug/L	MW-13D	09/18/2018		857.0000	*	10.0000
Molybdenum, Total	ug/L	MW-13D	05/16/2019		1090.0000	*	10.0000
Molybdenum, Total	ug/L	MW-13D	11/06/2019		880.0000	*	10.0000
Molybdenum, Total	ug/L	MW-13D	05/19/2020		881.0000	*	10.0000
Molybdenum, Total	ug/L	MW-13D	11/05/2020		859.0000	*	10.0000
Molybdenum, Total	ug/L	MW-13D	05/06/2021		762.0000	*	10.0000
Molybdenum, Total	ug/L	MW-13D	11/01/2021		599.0000	*	10.0000
Molybdenum, Total	ug/L	MW-14D	04/07/2016		200.0000	*	10.0000
Molybdenum, Total	ug/L	MW-14D	05/26/2016		187.0000	*	10.0000
Molybdenum, Total	ug/L	MW-14D	08/10/2016		254.0000	*	10.0000
Molybdenum, Total	ug/L	MW-14D	09/28/2016		242.0000	*	10.0000
Molybdenum, Total	ug/L	MW-14D	11/30/2016		245.0000	*	10.0000
Molybdenum, Total	ug/L	MW-14D	01/26/2017		219.0000	*	10.0000
Molybdenum, Total	ug/L	MW-14D	05/23/2017		224.0000	*	10.0000
Molybdenum, Total	ug/L	MW-14D	08/09/2017		200.0000	*	10.0000
Molybdenum, Total	ug/L	MW-14D	05/30/2018		185.0000	*	10.0000
Molybdenum, Total	ug/L	MW-14D	09/17/2018		185.0000	*	10.0000
Molybdenum, Total	ug/L	MW-14D	05/15/2019		188.0000	*	10.0000
Molybdenum, Total	ug/L	MW-14D	11/07/2019		267.0000	*	10.0000
Molybdenum, Total	ug/L	MW-14D	05/26/2020		187.0000	*	10.0000
Molybdenum, Total	ug/L	MW-14D	11/05/2020		259.0000	*	10.0000

* - Significantly increased over background.
** - Detect at limit for 100% NDs in background (NPPL only).
*** - Manual exclusion.
ND = Not Detected, Result = detection limit.

Table C-7

Historical Downgradient Data for Constituent-Well Combinations that Failed the Current Statistical Evaluation or are in Verification Resampling Mode

Constituent	Units	Well	Date		Result		Pred. Limit
Molybdenum, Total	ug/L	MW-14D	05/05/2021		218.0000	*	10.0000
Molybdenum, Total	ug/L	MW-14D	11/01/2021		257.0000	*	10.0000
Molybdenum, Total	ug/L	MW-1D	04/07/2016		234.0000	*	10.0000
Molybdenum, Total	ug/L	MW-1D	05/26/2016		205.0000	*	10.0000
Molybdenum, Total	ug/L	MW-1D	08/09/2016		159.0000	*	10.0000
Molybdenum, Total	ug/L	MW-1D	09/27/2016		130.0000	*	10.0000
Molybdenum, Total	ug/L	MW-1D	11/29/2016		128.0000	*	10.0000
Molybdenum, Total	ug/L	MW-1D	01/26/2017		121.0000	*	10.0000
Molybdenum, Total	ug/L	MW-1D	05/23/2017		97.0000	*	10.0000
Molybdenum, Total	ug/L	MW-1D	08/09/2017		76.2000	*	10.0000
Molybdenum, Total	ug/L	MW-1D	05/29/2018		63.5000	*	10.0000
Molybdenum, Total	ug/L	MW-1D	09/17/2018		51.2000	*	10.0000
Molybdenum, Total	ug/L	MW-1D	05/15/2019		54.5000	*	10.0000
Molybdenum, Total	ug/L	MW-1D	11/07/2019		47.8000	*	10.0000
Molybdenum, Total	ug/L	MW-1D	05/26/2020		44.9000	*	10.0000
Molybdenum, Total	ug/L	MW-1D	11/06/2020		34.6000	*	10.0000
Molybdenum, Total	ug/L	MW-1D	05/05/2021		39.8000	*	10.0000
Molybdenum, Total	ug/L	MW-1D	11/03/2021		33.6000	*	10.0000
Molybdenum, Total	ug/L	MW-2D	04/05/2016		289.0000	*	10.0000
Molybdenum, Total	ug/L	MW-2D	05/24/2016		286.0000	*	10.0000
Molybdenum, Total	ug/L	MW-2D	08/08/2016		273.0000	*	10.0000
Molybdenum, Total	ug/L	MW-2D	09/26/2016		256.0000	*	10.0000
Molybdenum, Total	ug/L	MW-2D	11/28/2016		279.0000	*	10.0000
Molybdenum, Total	ug/L	MW-2D	01/24/2017		262.0000	*	10.0000
Molybdenum, Total	ug/L	MW-2D	05/22/2017		263.0000	*	10.0000
Molybdenum, Total	ug/L	MW-2D	08/07/2017		241.0000	*	10.0000
Molybdenum, Total	ug/L	MW-2D	05/29/2018		250.0000	*	10.0000
Molybdenum, Total	ug/L	MW-2D	09/17/2018		194.0000	*	10.0000
Molybdenum, Total	ug/L	MW-2D	05/15/2019		106.0000	*	10.0000
Molybdenum, Total	ug/L	MW-2D	11/05/2019		79.6000	*	10.0000

* - Significantly increased over background.
** - Detect at limit for 100% NDs in background (NPPL only).
*** - Manual exclusion.
ND = Not Detected, Result = detection limit.

Table C-7

Historical Downgradient Data for Constituent-Well Combinations that Failed the Current Statistical Evaluation or are in Verification Resampling Mode

Constituent	Units	Well	Date		Result		Pred. Limit
Molybdenum, Total	ug/L	MW-2D	05/19/2020		89.3000	*	10.0000
Molybdenum, Total	ug/L	MW-2D	11/04/2020		76.9000	*	10.0000
Molybdenum, Total	ug/L	MW-2D	05/03/2021		56.3000	*	10.0000
Molybdenum, Total	ug/L	MW-2D	11/01/2021		56.4000	*	10.0000
Molybdenum, Total	ug/L	MW-7D	04/06/2016		423.0000	*	10.0000
Molybdenum, Total	ug/L	MW-7D	05/25/2016		445.0000	*	10.0000
Molybdenum, Total	ug/L	MW-7D	08/09/2016		460.0000	*	10.0000
Molybdenum, Total	ug/L	MW-7D	09/27/2016		448.0000	*	10.0000
Molybdenum, Total	ug/L	MW-7D	11/29/2016		488.0000	*	10.0000
Molybdenum, Total	ug/L	MW-7D	01/25/2017		461.0000	*	10.0000
Molybdenum, Total	ug/L	MW-7D	05/23/2017		441.0000	*	10.0000
Molybdenum, Total	ug/L	MW-7D	08/08/2017		455.0000	*	10.0000
Molybdenum, Total	ug/L	MW-7D	05/30/2018		544.0000	*	10.0000
Molybdenum, Total	ug/L	MW-7D	09/18/2018		574.0000	*	10.0000
Molybdenum, Total	ug/L	MW-7D	05/15/2019		616.0000	*	10.0000
Molybdenum, Total	ug/L	MW-7D	11/06/2019		617.0000	*	10.0000
Molybdenum, Total	ug/L	MW-7D	05/27/2020		736.0000	*	10.0000
Molybdenum, Total	ug/L	MW-7D	11/17/2020		697.0000	*	10.0000
Molybdenum, Total	ug/L	MW-7D	05/06/2021		704.0000	*	10.0000
Molybdenum, Total	ug/L	MW-7D	11/02/2021		688.0000	*	10.0000
Molybdenum, Total	ug/L	MW-9D	04/06/2016		130.0000	*	10.0000
Molybdenum, Total	ug/L	MW-9D	05/25/2016		132.0000	*	10.0000
Molybdenum, Total	ug/L	MW-9D	08/08/2016		128.0000	*	10.0000
Molybdenum, Total	ug/L	MW-9D	09/27/2016		122.0000	*	10.0000
Molybdenum, Total	ug/L	MW-9D	11/29/2016		140.0000	*	10.0000
Molybdenum, Total	ug/L	MW-9D	01/25/2017		143.0000	*	10.0000
Molybdenum, Total	ug/L	MW-9D	05/23/2017		124.0000	*	10.0000
Molybdenum, Total	ug/L	MW-9D	08/08/2017		96.0000	*	10.0000
Molybdenum, Total	ug/L	MW-9D	05/30/2018		109.0000	*	10.0000
Molybdenum, Total	ug/L	MW-9D	09/17/2018		85.5000	*	10.0000

* - Significantly increased over background.
** - Detect at limit for 100% NDs in background (NPPL only).
*** - Manual exclusion.
ND = Not Detected, Result = detection limit.

Table C-7

Historical Downgradient Data for Constituent-Well Combinations that Failed the Current Statistical Evaluation or are in Verification Resampling Mode

Constituent	Units	Well	Date		Result		Pred. Limit
Molybdenum, Total	ug/L	MW-9D	05/16/2019		50.4000	*	10.0000
Molybdenum, Total	ug/L	MW-9D	11/06/2019		53.3000	*	10.0000
Molybdenum, Total	ug/L	MW-9D	05/19/2020		55.5000	*	10.0000
Molybdenum, Total	ug/L	MW-9D	11/04/2020		45.2000	*	10.0000
Molybdenum, Total	ug/L	MW-9D	05/03/2021		49.6000	*	10.0000
Molybdenum, Total	ug/L	MW-9D	11/04/2021		41.3000	*	10.0000
Molybdenum, Total	ug/L	MW-9I	04/06/2016		214.0000	*	10.0000
Molybdenum, Total	ug/L	MW-9I	05/25/2016		218.0000	*	10.0000
Molybdenum, Total	ug/L	MW-9I	08/08/2016		201.0000	*	10.0000
Molybdenum, Total	ug/L	MW-9I	09/27/2016		191.0000	*	10.0000
Molybdenum, Total	ug/L	MW-9I	11/28/2016		189.0000	*	10.0000
Molybdenum, Total	ug/L	MW-9I	01/25/2017		157.0000	*	10.0000
Molybdenum, Total	ug/L	MW-9I	05/23/2017		130.0000	*	10.0000
Molybdenum, Total	ug/L	MW-9I	08/08/2017		115.0000	*	10.0000
Molybdenum, Total	ug/L	MW-9I	05/30/2018		125.0000	*	10.0000
Molybdenum, Total	ug/L	MW-9I	09/17/2018		110.0000	*	10.0000
Molybdenum, Total	ug/L	MW-9I	05/16/2019		96.8000	*	10.0000
Molybdenum, Total	ug/L	MW-9I	11/06/2019		91.2000	*	10.0000
Molybdenum, Total	ug/L	MW-9I	05/19/2020		95.9000	*	10.0000
Molybdenum, Total	ug/L	MW-9I	11/04/2020		89.2000	*	10.0000
Molybdenum, Total	ug/L	MW-9I	05/03/2021		134.0000	*	10.0000
Molybdenum, Total	ug/L	MW-9I	11/04/2021		123.0000	*	10.0000

* - Significantly increased over background.
** - Detect at limit for 100% NDs in background (NPPL only).
*** - Manual exclusion.
ND = Not Detected, Result = detection limit.

False Positive and False Negative Rates for Current Upgradient vs. Downgradient Monitoring Program

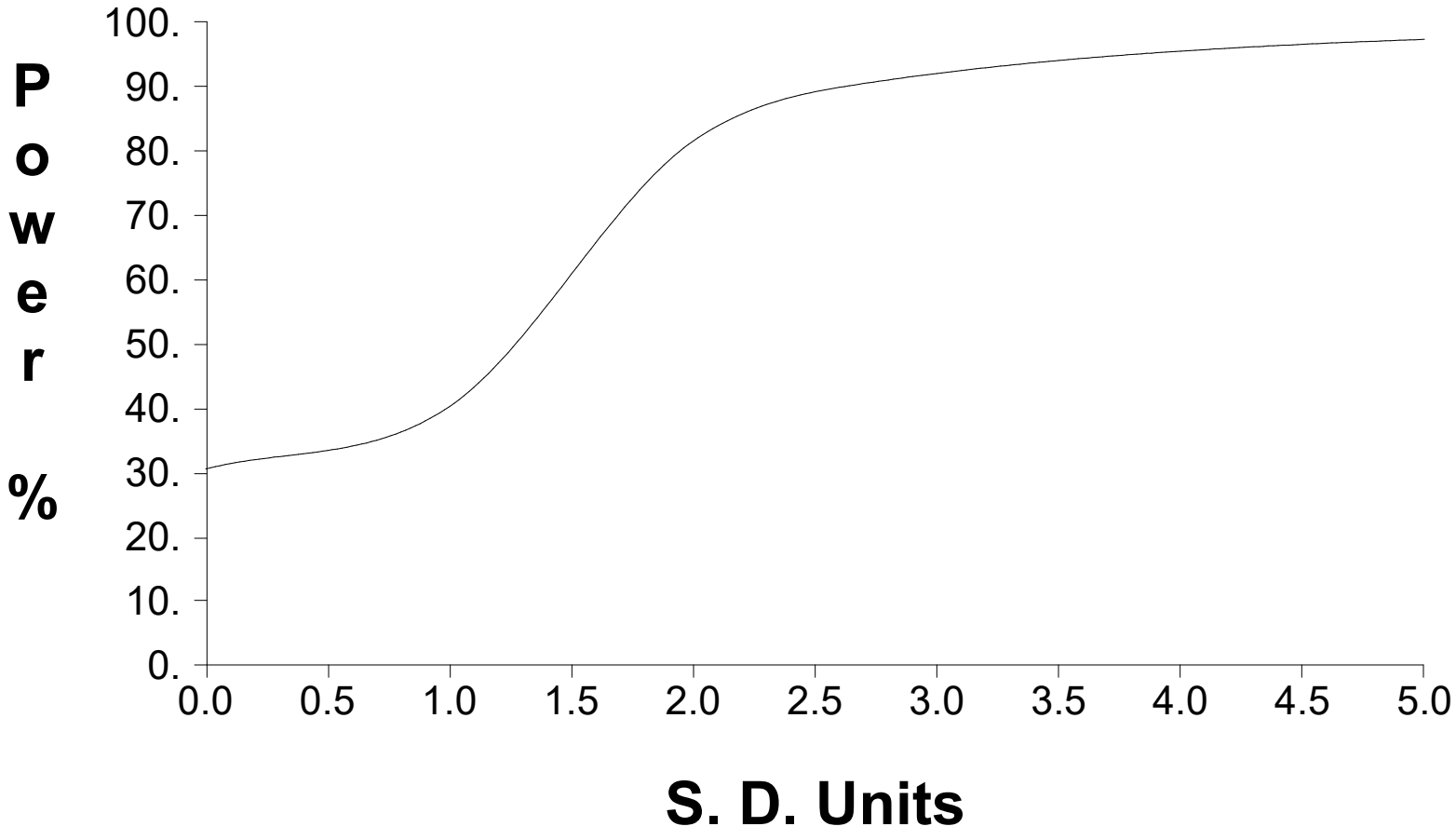

MAY 2022

Table C-1

Upgradient Data

Constituent	Units	Well	Date		Result	Adjusted	
Antimony, Total	ug/L	MW-15I	09/18/2018	ND	1.0000		
Antimony, Total	ug/L	MW-15I	11/29/2018	ND	1.0000		
Antimony, Total	ug/L	MW-15I	02/04/2019	ND	1.0000		
Antimony, Total	ug/L	MW-15I	03/25/2019	ND	1.0000		
Antimony, Total	ug/L	MW-15I	05/14/2019	ND	1.0000		
Antimony, Total	ug/L	MW-15I	07/24/2019	ND	1.0000		
Antimony, Total	ug/L	MW-15I	11/05/2019	ND	1.0000		
Antimony, Total	ug/L	MW-15I	01/29/2020	ND	1.0000		
Antimony, Total	ug/L	MW-15I	05/27/2020	ND	1.0000		
Antimony, Total	ug/L	MW-15I	11/03/2020	ND	1.0000		
Antimony, Total	ug/L	MW-15I	05/06/2021	ND	1.0000		
Antimony, Total	ug/L	MW-15I	11/03/2021	ND	1.0000		
Antimony, Total	ug/L	MW-15I	05/05/2022	ND	1.0000		
Arsenic, Total	ug/L	MW-15I	09/18/2018	ND	1.0000		
Arsenic, Total	ug/L	MW-15I	11/29/2018	ND	1.0000		
Arsenic, Total	ug/L	MW-15I	02/04/2019	ND	1.0000		
Arsenic, Total	ug/L	MW-15I	03/25/2019	ND	1.0000		
Arsenic, Total	ug/L	MW-15I	05/14/2019	ND	1.0000		
Arsenic, Total	ug/L	MW-15I	07/24/2019	ND	1.0000		
Arsenic, Total	ug/L	MW-15I	11/05/2019	ND	1.0000		
Arsenic, Total	ug/L	MW-15I	01/29/2020	ND	1.0000		
Arsenic, Total	ug/L	MW-15I	05/27/2020	ND	1.0000		
Arsenic, Total	ug/L	MW-15I	11/03/2020	ND	1.0000		
Arsenic, Total	ug/L	MW-15I	05/06/2021	ND	1.0000		
Arsenic, Total	ug/L	MW-15I	11/03/2021	ND	1.0000		
Arsenic, Total	ug/L	MW-15I	05/05/2022	ND	1.0000		
Barium, Total	ug/L	MW-15I	09/18/2018		62.1000		
Barium, Total	ug/L	MW-15I	11/29/2018		66.0000		
Barium, Total	ug/L	MW-15I	02/04/2019		77.1000		
Barium, Total	ug/L	MW-15I	03/25/2019		78.8000		
Barium, Total	ug/L	MW-15I	05/14/2019		78.1000		
Barium, Total	ug/L	MW-15I	07/24/2019		66.2000		
Barium, Total	ug/L	MW-15I	11/05/2019		59.0000		

* - Outlier for that well and constituent.
** - ND value replaced with median RL.
*** - ND value replaced with manual RL.
ND = Not detected, Result = detection limit.

Table C-1

Upgradient Data

Constituent	Units	Well	Date		Result	Adjusted	
Barium, Total	ug/L	MW-15I	01/29/2020		56.6000		
Barium, Total	ug/L	MW-15I	05/27/2020		72.8000		
Barium, Total	ug/L	MW-15I	11/03/2020		61.9000		
Barium, Total	ug/L	MW-15I	05/06/2021		67.4000		
Barium, Total	ug/L	MW-15I	11/03/2021		67.9000		
Barium, Total	ug/L	MW-15I	05/05/2022		56.0000		
Beryllium, Total	ug/L	MW-15I	09/18/2018	ND	0.2000		
Beryllium, Total	ug/L	MW-15I	11/29/2018	ND	0.2000		
Beryllium, Total	ug/L	MW-15I	02/04/2019	ND	0.2000		
Beryllium, Total	ug/L	MW-15I	03/25/2019	ND	0.2000		
Beryllium, Total	ug/L	MW-15I	05/14/2019	ND	0.2000		
Beryllium, Total	ug/L	MW-15I	07/24/2019	ND	0.2000		
Beryllium, Total	ug/L	MW-15I	11/05/2019	ND	0.2000		
Beryllium, Total	ug/L	MW-15I	01/29/2020	ND	0.2000		
Beryllium, Total	ug/L	MW-15I	05/27/2020	ND	0.2000		
Beryllium, Total	ug/L	MW-15I	11/03/2020	ND	0.2000		
Beryllium, Total	ug/L	MW-15I	05/06/2021	ND	0.2000		
Beryllium, Total	ug/L	MW-15I	05/05/2022	ND	0.2000		
Cadmium, Total	ug/L	MW-15I	09/18/2018	ND	2.0000		
Cadmium, Total	ug/L	MW-15I	11/29/2018	ND	2.0000		
Cadmium, Total	ug/L	MW-15I	02/04/2019	ND	2.0000		
Cadmium, Total	ug/L	MW-15I	03/25/2019	ND	2.0000		
Cadmium, Total	ug/L	MW-15I	05/14/2019	ND	2.0000		
Cadmium, Total	ug/L	MW-15I	07/24/2019	ND	2.0000		
Cadmium, Total	ug/L	MW-15I	11/05/2019	ND	2.0000		
Cadmium, Total	ug/L	MW-15I	01/29/2020	ND	1.0000	2.0000	**
Cadmium, Total	ug/L	MW-15I	05/27/2020	ND	2.0000		
Cadmium, Total	ug/L	MW-15I	05/06/2021	ND	2.0000		
Cadmium, Total	ug/L	MW-15I	11/03/2021	ND	2.0000		
Cadmium, Total	ug/L	MW-15I	05/05/2022	ND	2.0000		
Chromium, Total	ug/L	MW-15I	09/18/2018	ND	10.0000		
Chromium, Total	ug/L	MW-15I	11/29/2018	ND	10.0000		
Chromium, Total	ug/L	MW-15I	02/04/2019	ND	10.0000		

* - Outlier for that well and constituent.
** - ND value replaced with median RL.
*** - ND value replaced with manual RL.
ND = Not detected, Result = detection limit.

Table C-1

Upgradient Data

Constituent	Units	Well	Date		Result	Adjusted	
Chromium, Total	ug/L	MW-15I	03/25/2019	ND	10.0000		
Chromium, Total	ug/L	MW-15I	05/14/2019	ND	10.0000		
Chromium, Total	ug/L	MW-15I	07/24/2019	ND	10.0000		
Chromium, Total	ug/L	MW-15I	11/05/2019	ND	10.0000		
Chromium, Total	ug/L	MW-15I	01/29/2020	ND	20.0000	10.0000	**
Chromium, Total	ug/L	MW-15I	05/27/2020	ND	10.0000		
Chromium, Total	ug/L	MW-15I	11/03/2020	ND	10.0000		
Chromium, Total	ug/L	MW-15I	05/06/2021	ND	10.0000		
Chromium, Total	ug/L	MW-15I	11/03/2021	ND	10.0000		
Chromium, Total	ug/L	MW-15I	05/05/2022	ND	10.0000		
Cobalt, Total	ug/L	MW-15I	09/18/2018	ND	1.0000		
Cobalt, Total	ug/L	MW-15I	11/29/2018	ND	1.0000		
Cobalt, Total	ug/L	MW-15I	02/04/2019	ND	1.0000		
Cobalt, Total	ug/L	MW-15I	03/25/2019	ND	1.0000		
Cobalt, Total	ug/L	MW-15I	05/14/2019	ND	1.0000		
Cobalt, Total	ug/L	MW-15I	07/24/2019	ND	1.0000		
Cobalt, Total	ug/L	MW-15I	11/05/2019	ND	1.0000		
Cobalt, Total	ug/L	MW-15I	01/29/2020	ND	1.0000		
Cobalt, Total	ug/L	MW-15I	05/27/2020	ND	1.0000		
Cobalt, Total	ug/L	MW-15I	11/03/2020	ND	1.0000		
Cobalt, Total	ug/L	MW-15I	05/06/2021	ND	1.0000		
Cobalt, Total	ug/L	MW-15I	11/03/2021	ND	1.0000		
Cobalt, Total	ug/L	MW-15I	05/05/2022	ND	1.0000		
Fluoride	mg/L	MW-15I	09/18/2018		0.1100		
Fluoride	mg/L	MW-15I	11/29/2018		0.1300		
Fluoride	mg/L	MW-15I	02/04/2019		0.1200		
Fluoride	mg/L	MW-15I	03/25/2019		0.1300		
Fluoride	mg/L	MW-15I	05/14/2019		0.1100		
Fluoride	mg/L	MW-15I	07/24/2019	ND	0.1000		
Fluoride	mg/L	MW-15I	11/05/2019	ND	0.1000		
Fluoride	mg/L	MW-15I	01/29/2020		0.1200		
Fluoride	mg/L	MW-15I	05/27/2020		0.1200		
Fluoride	mg/L	MW-15I	11/03/2020	ND	0.1000		

* - Outlier for that well and constituent.
** - ND value replaced with median RL.
*** - ND value replaced with manual RL.
ND = Not detected, Result = detection limit.

Table C-1

Upgradient Data

Constituent	Units	Well	Date		Result	Adjusted	
Fluoride	mg/L	MW-15I	05/06/2021	ND	0.1000		
Fluoride	mg/L	MW-15I	11/03/2021	ND	0.1000		
Fluoride	mg/L	MW-15I	05/05/2022		0.1200		
Lead, Total	ug/L	MW-15I	09/18/2018	ND	10.0000		
Lead, Total	ug/L	MW-15I	11/29/2018	ND	10.0000		
Lead, Total	ug/L	MW-15I	02/04/2019	ND	10.0000		
Lead, Total	ug/L	MW-15I	03/25/2019	ND	10.0000		
Lead, Total	ug/L	MW-15I	05/14/2019	ND	10.0000		
Lead, Total	ug/L	MW-15I	07/24/2019	ND	10.0000		
Lead, Total	ug/L	MW-15I	11/05/2019	ND	10.0000		
Lead, Total	ug/L	MW-15I	01/29/2020	ND	10.0000		
Lead, Total	ug/L	MW-15I	05/27/2020	ND	10.0000		
Lead, Total	ug/L	MW-15I	11/03/2020	ND	10.0000		
Lead, Total	ug/L	MW-15I	05/06/2021	ND	10.0000		
Lead, Total	ug/L	MW-15I	11/03/2021	ND	10.0000		
Lead, Total	ug/L	MW-15I	05/05/2022	ND	10.0000		
Lithium, Total	ug/L	MW-15I	09/18/2018	ND	20.0000		
Lithium, Total	ug/L	MW-15I	11/29/2018	ND	20.0000		
Lithium, Total	ug/L	MW-15I	02/04/2019	ND	20.0000		
Lithium, Total	ug/L	MW-15I	03/25/2019	ND	20.0000		
Lithium, Total	ug/L	MW-15I	05/14/2019	ND	20.0000		
Lithium, Total	ug/L	MW-15I	07/24/2019	ND	20.0000		
Lithium, Total	ug/L	MW-15I	11/05/2019	ND	20.0000		
Lithium, Total	ug/L	MW-15I	01/29/2020	ND	20.0000		
Lithium, Total	ug/L	MW-15I	05/27/2020	ND	20.0000		
Lithium, Total	ug/L	MW-15I	11/03/2020	ND	20.0000		
Lithium, Total	ug/L	MW-15I	05/06/2021	ND	20.0000		
Lithium, Total	ug/L	MW-15I	11/03/2021	ND	20.0000		
Lithium, Total	ug/L	MW-15I	05/05/2022	ND	20.0000		
Mercury	ug/L	MW-15I	09/18/2018	ND	2.0000		
Mercury	ug/L	MW-15I	11/29/2018	ND	2.0000		
Mercury	ug/L	MW-15I	02/04/2019	ND	2.0000		
Mercury	ug/L	MW-15I	03/25/2019	ND	2.0000		

* - Outlier for that well and constituent.
** - ND value replaced with median RL.
*** - ND value replaced with manual RL.
ND = Not detected, Result = detection limit.

Table C-1

Upgradient Data

Constituent	Units	Well	Date		Result	Adjusted	
Mercury	ug/L	MW-15I	05/14/2019	ND	2.0000		
Mercury	ug/L	MW-15I	07/24/2019	ND	2.0000		
Mercury	ug/L	MW-15I	11/05/2019	ND	2.0000		
Mercury	ug/L	MW-15I	01/29/2020	ND	0.2000	2.0000	**
Mercury	ug/L	MW-15I	05/27/2020	ND	2.0000		
Mercury	ug/L	MW-15I	05/06/2021	ND	2.0000		
Mercury	ug/L	MW-15I	05/05/2022	ND	0.2000	2.0000	**
Molybdenum, Total	ug/L	MW-15I	09/18/2018	ND	10.0000		
Molybdenum, Total	ug/L	MW-15I	11/29/2018	ND	10.0000		
Molybdenum, Total	ug/L	MW-15I	02/04/2019	ND	10.0000		
Molybdenum, Total	ug/L	MW-15I	03/25/2019	ND	10.0000		
Molybdenum, Total	ug/L	MW-15I	05/14/2019	ND	10.0000		
Molybdenum, Total	ug/L	MW-15I	07/24/2019	ND	10.0000		
Molybdenum, Total	ug/L	MW-15I	11/05/2019	ND	10.0000		
Molybdenum, Total	ug/L	MW-15I	01/29/2020	ND	10.0000		
Molybdenum, Total	ug/L	MW-15I	05/27/2020	ND	10.0000		
Molybdenum, Total	ug/L	MW-15I	11/03/2020	ND	10.0000		
Molybdenum, Total	ug/L	MW-15I	05/06/2021	ND	10.0000		
Molybdenum, Total	ug/L	MW-15I	11/03/2021	ND	10.0000		
Molybdenum, Total	ug/L	MW-15I	05/05/2022	ND	10.0000		
Selenium, Total	ug/L	MW-15I	09/18/2018		1.9000		
Selenium, Total	ug/L	MW-15I	11/29/2018		1.9000		
Selenium, Total	ug/L	MW-15I	02/04/2019		2.1000		
Selenium, Total	ug/L	MW-15I	03/25/2019		1.9000		
Selenium, Total	ug/L	MW-15I	05/14/2019		1.5000		
Selenium, Total	ug/L	MW-15I	07/24/2019	ND	1.0000		
Selenium, Total	ug/L	MW-15I	11/05/2019	ND	1.0000		
Selenium, Total	ug/L	MW-15I	01/29/2020		1.7000		
Selenium, Total	ug/L	MW-15I	05/27/2020	ND	1.0000		
Selenium, Total	ug/L	MW-15I	11/03/2020		2.0000		
Selenium, Total	ug/L	MW-15I	05/06/2021		1.7000		
Selenium, Total	ug/L	MW-15I	11/03/2021		1.0000		
Selenium, Total	ug/L	MW-15I	05/05/2022		1.9000		

* - Outlier for that well and constituent.
** - ND value replaced with median RL.
*** - ND value replaced with manual RL.
ND = Not detected, Result = detection limit.

Table C-1

Upgradient Data

Constituent	Units	Well	Date		Result	Adjusted	
Thallium, Total	ug/L	MW-15I	09/18/2018	ND	1.0000		
Thallium, Total	ug/L	MW-15I	11/29/2018	ND	1.0000		
Thallium, Total	ug/L	MW-15I	02/04/2019	ND	1.0000		
Thallium, Total	ug/L	MW-15I	03/25/2019	ND	1.0000		
Thallium, Total	ug/L	MW-15I	05/14/2019	ND	1.0000		
Thallium, Total	ug/L	MW-15I	07/24/2019	ND	1.0000		
Thallium, Total	ug/L	MW-15I	11/05/2019	ND	1.0000		
Thallium, Total	ug/L	MW-15I	01/29/2020	ND	1.0000		
Thallium, Total	ug/L	MW-15I	05/27/2020	ND	1.0000		
Thallium, Total	ug/L	MW-15I	05/06/2021	ND	1.0000		
Thallium, Total	ug/L	MW-15I	05/05/2022	ND	1.0000		
Total Radium	pCi/L	MW-15I	09/18/2018		0.7100		
Total Radium	pCi/L	MW-15I	11/29/2018		0.7930		
Total Radium	pCi/L	MW-15I	02/04/2019		0.8490		
Total Radium	pCi/L	MW-15I	03/25/2019		1.6500		
Total Radium	pCi/L	MW-15I	05/14/2019		1.6300		
Total Radium	pCi/L	MW-15I	07/24/2019		1.6200		
Total Radium	pCi/L	MW-15I	11/05/2019	ND	1.4600	1.4100	**
Total Radium	pCi/L	MW-15I	01/29/2020		0.5700		
Total Radium	pCi/L	MW-15I	05/27/2020		1.0500		
Total Radium	pCi/L	MW-15I	11/03/2020		0.6830		
Total Radium	pCi/L	MW-15I	05/06/2021		0.9160		
Total Radium	pCi/L	MW-15I	11/03/2021		1.1800		
Total Radium	pCi/L	MW-15I	05/05/2022	ND	1.4100		

* - Outlier for that well and constituent.
** - ND value replaced with median RL.
*** - ND value replaced with manual RL.
ND = Not detected, Result = detection limit.

Table C-2

Most Current Downgradient Monitoring Data

Constituent	Units	Well	Date		Result		Pred. Limit
Antimony, Total	ug/L	MW-10S	05/02/2022	ND	1.0000		1.0000
Antimony, Total	ug/L	MW-11S	05/11/2022	ND	1.0000		1.0000
Antimony, Total	ug/L	MW-12S	05/06/2022		2.0000	***	1.0000
Antimony, Total	ug/L	MW-13S	05/04/2022	ND	1.0000		1.0000
Antimony, Total	ug/L	MW-1S	05/09/2022	ND	1.0000		1.0000
Antimony, Total	ug/L	MW-2S	05/04/2022	ND	1.0000		1.0000
Antimony, Total	ug/L	MW-3S	05/02/2022		4.9000	***	1.0000
Antimony, Total	ug/L	MW-4S	05/04/2022	ND	1.0000		1.0000
Antimony, Total	ug/L	MW-5S	05/04/2022	ND	1.0000		1.0000
Antimony, Total	ug/L	MW-6S	05/04/2022	ND	1.0000		1.0000
Antimony, Total	ug/L	MW-7S	05/04/2022	ND	1.0000		1.0000
Antimony, Total	ug/L	MW-8S	05/13/2022	ND	1.0000		1.0000
Antimony, Total	ug/L	MW-9S	11/09/2020		7.3000	***	1.0000
Arsenic, Total	ug/L	MW-10S	05/02/2022		448.0000	***	1.0000
Arsenic, Total	ug/L	MW-11S	05/11/2022		10.5000	***	1.0000
Arsenic, Total	ug/L	MW-12S	05/06/2022		46.0000	***	1.0000
Arsenic, Total	ug/L	MW-13S	05/04/2022		312.0000	***	1.0000
Arsenic, Total	ug/L	MW-1S	05/09/2022		9.6000	***	1.0000
Arsenic, Total	ug/L	MW-2S	05/04/2022		8.8000	***	1.0000
Arsenic, Total	ug/L	MW-3S	05/02/2022		1.3000	***	1.0000
Arsenic, Total	ug/L	MW-4S	05/04/2022		1.1000	*	1.0000
Arsenic, Total	ug/L	MW-5S	05/04/2022	ND	1.0000		1.0000
Arsenic, Total	ug/L	MW-6S	05/04/2022		6.9000	***	1.0000
Arsenic, Total	ug/L	MW-7S	05/04/2022		374.0000	***	1.0000
Arsenic, Total	ug/L	MW-8S	05/13/2022	ND	1.0000		1.0000
Arsenic, Total	ug/L	MW-9S	11/09/2020	ND	1.0000	**	1.0000
Barium, Total	ug/L	MW-10S	05/02/2022		75.8000		88.7854
Barium, Total	ug/L	MW-11S	05/11/2022		175.0000	*	88.7854
Barium, Total	ug/L	MW-12S	05/06/2022		31.1000		88.7854
Barium, Total	ug/L	MW-13S	05/04/2022		43.6000		88.7854
Barium, Total	ug/L	MW-1S	05/09/2022		69.9000		88.7854

* - Current value failed - awaiting verification.
** - Current value passed - previous exceedance not verified.
*** - Current value failed - exceedance verified.
**** - Current value passed - awaiting one more verification.
***** - Insufficient background data to compute prediction limit.
ND = Not Detected, Result = detection limit.

Table C-2

Most Current Downgradient Monitoring Data

Constituent	Units	Well	Date		Result		Pred. Limit
Barium, Total	ug/L	MW-2S	05/04/2022		97.1000	***	88.7854
Barium, Total	ug/L	MW-3S	05/02/2022		31.4000		88.7854
Barium, Total	ug/L	MW-4S	05/04/2022		90.7000	*	88.7854
Barium, Total	ug/L	MW-5S	05/04/2022		37.4000		88.7854
Barium, Total	ug/L	MW-6S	05/04/2022		132.0000	***	88.7854
Barium, Total	ug/L	MW-7S	05/04/2022		37.7000		88.7854
Barium, Total	ug/L	MW-8S	05/13/2022		36.8000		88.7854
Barium, Total	ug/L	MW-9S	11/09/2020		52.0000		88.7854
Beryllium, Total	ug/L	MW-10S	05/02/2022	ND	0.2000		0.2000
Beryllium, Total	ug/L	MW-11S	05/11/2022		0.4000	*	0.2000
Beryllium, Total	ug/L	MW-12S	05/06/2022	ND	0.2000		0.2000
Beryllium, Total	ug/L	MW-13S	05/04/2022	ND	0.2000		0.2000
Beryllium, Total	ug/L	MW-1S	05/09/2022	ND	0.2000		0.2000
Beryllium, Total	ug/L	MW-2S	05/04/2022	ND	0.2000		0.2000
Beryllium, Total	ug/L	MW-3S	05/02/2022	ND	0.2000		0.2000
Beryllium, Total	ug/L	MW-4S	05/04/2022	ND	0.2000		0.2000
Beryllium, Total	ug/L	MW-5S	05/04/2022	ND	0.2000		0.2000
Beryllium, Total	ug/L	MW-6S	05/04/2022	ND	0.2000		0.2000
Beryllium, Total	ug/L	MW-7S	05/04/2022	ND	0.2000		0.2000
Beryllium, Total	ug/L	MW-8S	05/13/2022	ND	0.2000		0.2000
Beryllium, Total	ug/L	MW-9S	11/09/2020	ND	0.2000		0.2000
Cadmium, Total	ug/L	MW-10S	05/02/2022	ND	2.0000		2.0000
Cadmium, Total	ug/L	MW-11S	05/11/2022	ND	2.0000		2.0000
Cadmium, Total	ug/L	MW-12S	05/06/2022	ND	2.0000		2.0000
Cadmium, Total	ug/L	MW-13S	05/04/2022	ND	2.0000		2.0000
Cadmium, Total	ug/L	MW-1S	05/09/2022	ND	2.0000		2.0000
Cadmium, Total	ug/L	MW-2S	05/04/2022	ND	2.0000		2.0000
Cadmium, Total	ug/L	MW-3S	05/02/2022	ND	2.0000		2.0000
Cadmium, Total	ug/L	MW-4S	05/04/2022	ND	2.0000		2.0000
Cadmium, Total	ug/L	MW-5S	05/04/2022	ND	2.0000		2.0000
Cadmium, Total	ug/L	MW-6S	05/04/2022	ND	2.0000		2.0000

* - Current value failed - awaiting verification.
** - Current value passed - previous exceedance not verified.
*** - Current value failed - exceedance verified.
**** - Current value passed - awaiting one more verification.
***** - Insufficient background data to compute prediction limit.
ND = Not Detected, Result = detection limit.

Table C-2

Most Current Downgradient Monitoring Data

Constituent	Units	Well	Date		Result		Pred. Limit
Cadmium, Total	ug/L	MW-7S	05/04/2022	ND	2.0000		2.0000
Cadmium, Total	ug/L	MW-8S	05/13/2022	ND	2.0000		2.0000
Cadmium, Total	ug/L	MW-9S	05/29/2020	ND	2.0000		2.0000
Chromium, Total	ug/L	MW-10S	05/02/2022	ND	10.0000		10.0000
Chromium, Total	ug/L	MW-11S	05/11/2022		14.8000	*	10.0000
Chromium, Total	ug/L	MW-12S	05/06/2022	ND	10.0000		10.0000
Chromium, Total	ug/L	MW-13S	05/04/2022	ND	10.0000		10.0000
Chromium, Total	ug/L	MW-1S	05/09/2022	ND	10.0000		10.0000
Chromium, Total	ug/L	MW-2S	05/04/2022	ND	10.0000		10.0000
Chromium, Total	ug/L	MW-3S	05/02/2022	ND	10.0000		10.0000
Chromium, Total	ug/L	MW-4S	05/04/2022	ND	10.0000		10.0000
Chromium, Total	ug/L	MW-5S	05/04/2022	ND	10.0000		10.0000
Chromium, Total	ug/L	MW-6S	05/04/2022	ND	10.0000		10.0000
Chromium, Total	ug/L	MW-7S	05/04/2022	ND	10.0000		10.0000
Chromium, Total	ug/L	MW-8S	05/13/2022	ND	10.0000		10.0000
Chromium, Total	ug/L	MW-9S	11/09/2020	ND	10.0000		10.0000
Cobalt, Total	ug/L	MW-10S	05/02/2022	ND	1.0000		1.0000
Cobalt, Total	ug/L	MW-11S	05/11/2022		4.9000	*	1.0000
Cobalt, Total	ug/L	MW-12S	05/06/2022	ND	1.0000		1.0000
Cobalt, Total	ug/L	MW-13S	05/04/2022	ND	1.0000		1.0000
Cobalt, Total	ug/L	MW-1S	05/09/2022	ND	1.0000		1.0000
Cobalt, Total	ug/L	MW-2S	05/04/2022	ND	1.0000		1.0000
Cobalt, Total	ug/L	MW-3S	05/02/2022	ND	1.0000		1.0000
Cobalt, Total	ug/L	MW-4S	05/04/2022	ND	1.0000		1.0000
Cobalt, Total	ug/L	MW-5S	05/04/2022	ND	1.0000		1.0000
Cobalt, Total	ug/L	MW-6S	05/04/2022		1.5000	***	1.0000
Cobalt, Total	ug/L	MW-7S	05/04/2022	ND	1.0000		1.0000
Cobalt, Total	ug/L	MW-8S	05/13/2022	ND	1.0000		1.0000
Cobalt, Total	ug/L	MW-9S	11/09/2020	ND	1.0000		1.0000
Fluoride	mg/L	MW-10S	05/02/2022		2.6000	***	0.2434
Fluoride	mg/L	MW-11S	05/11/2022		1.8000	***	0.2434

* - Current value failed - awaiting verification.
** - Current value passed - previous exceedance not verified.
*** - Current value failed - exceedance verified.
**** - Current value passed - awaiting one more verification.
***** - Insufficient background data to compute prediction limit.
ND = Not Detected, Result = detection limit.

Table C-2

Most Current Downgradient Monitoring Data

Constituent	Units	Well	Date		Result		Pred. Limit
Fluoride	mg/L	MW-12S	05/06/2022		2.1000	***	0.2434
Fluoride	mg/L	MW-13S	05/04/2022		1.1000	***	0.2434
Fluoride	mg/L	MW-1S	05/09/2022		0.4100	***	0.2434
Fluoride	mg/L	MW-2S	05/04/2022		0.3900	***	0.2434
Fluoride	mg/L	MW-3S	05/02/2022	ND	0.1000		0.2434
Fluoride	mg/L	MW-4S	05/04/2022	ND	0.1000		0.2434
Fluoride	mg/L	MW-5S	05/04/2022		1.8000	***	0.2434
Fluoride	mg/L	MW-6S	05/04/2022		1.3000	***	0.2434
Fluoride	mg/L	MW-7S	05/04/2022		0.7200	***	0.2434
Fluoride	mg/L	MW-8S	05/13/2022	ND	0.1000		0.2434
Fluoride	mg/L	MW-9S	11/09/2020		0.2100		0.2434
Lead, Total	ug/L	MW-10S	05/02/2022	ND	10.0000		10.0000
Lead, Total	ug/L	MW-11S	05/11/2022	ND	10.0000		10.0000
Lead, Total	ug/L	MW-12S	05/06/2022	ND	10.0000		10.0000
Lead, Total	ug/L	MW-13S	05/04/2022	ND	10.0000		10.0000
Lead, Total	ug/L	MW-1S	05/09/2022	ND	10.0000		10.0000
Lead, Total	ug/L	MW-2S	05/04/2022	ND	10.0000		10.0000
Lead, Total	ug/L	MW-3S	05/02/2022	ND	10.0000		10.0000
Lead, Total	ug/L	MW-4S	05/04/2022	ND	10.0000		10.0000
Lead, Total	ug/L	MW-5S	05/04/2022	ND	10.0000		10.0000
Lead, Total	ug/L	MW-6S	05/04/2022	ND	10.0000		10.0000
Lead, Total	ug/L	MW-7S	05/04/2022	ND	10.0000		10.0000
Lead, Total	ug/L	MW-8S	05/13/2022	ND	10.0000		10.0000
Lead, Total	ug/L	MW-9S	11/09/2020	ND	10.0000		10.0000
Lithium, Total	ug/L	MW-10S	05/02/2022		40.8000	***	20.0000
Lithium, Total	ug/L	MW-11S	05/11/2022		25.1000	*	20.0000
Lithium, Total	ug/L	MW-12S	05/06/2022		67.8000	***	20.0000
Lithium, Total	ug/L	MW-13S	05/04/2022		62.2000	***	20.0000
Lithium, Total	ug/L	MW-1S	05/09/2022	ND	20.0000		20.0000
Lithium, Total	ug/L	MW-2S	05/04/2022	ND	20.0000		20.0000
Lithium, Total	ug/L	MW-3S	05/02/2022	ND	20.0000		20.0000

* - Current value failed - awaiting verification.
** - Current value passed - previous exceedance not verified.
*** - Current value failed - exceedance verified.
**** - Current value passed - awaiting one more verification.
***** - Insufficient background data to compute prediction limit.
ND = Not Detected, Result = detection limit.

Table C-2

Most Current Downgradient Monitoring Data

Constituent	Units	Well	Date		Result		Pred. Limit
Lithium, Total	ug/L	MW-4S	05/04/2022	ND	20.0000	**	20.0000
Lithium, Total	ug/L	MW-5S	05/04/2022		46.5000	***	20.0000
Lithium, Total	ug/L	MW-6S	05/04/2022		71.2000	***	20.0000
Lithium, Total	ug/L	MW-7S	05/04/2022		86.7000	***	20.0000
Lithium, Total	ug/L	MW-8S	05/13/2022		101.0000	***	20.0000
Lithium, Total	ug/L	MW-9S	11/09/2020		72.7000	***	20.0000
Mercury	ug/L	MW-10S	05/02/2022	ND	0.2000		2.0000
Mercury	ug/L	MW-11S	05/11/2022	ND	0.2000		2.0000
Mercury	ug/L	MW-12S	05/06/2022	ND	0.2000		2.0000
Mercury	ug/L	MW-13S	05/04/2022	ND	0.2000		2.0000
Mercury	ug/L	MW-1S	05/09/2022	ND	0.2000		2.0000
Mercury	ug/L	MW-2S	05/04/2022	ND	0.2000		2.0000
Mercury	ug/L	MW-3S	05/02/2022	ND	0.2000		2.0000
Mercury	ug/L	MW-4S	05/04/2022	ND	0.2000		2.0000
Mercury	ug/L	MW-5S	05/04/2022	ND	0.2000		2.0000
Mercury	ug/L	MW-6S	05/04/2022	ND	0.2000		2.0000
Mercury	ug/L	MW-7S	05/04/2022	ND	0.2000		2.0000
Mercury	ug/L	MW-8S	05/13/2022	ND	0.2000		2.0000
Mercury	ug/L	MW-9S	05/29/2020	ND	2.0000		2.0000
Molybdenum, Total	ug/L	MW-10S	05/02/2022		65.0000	***	10.0000
Molybdenum, Total	ug/L	MW-11S	05/11/2022		82.5000	***	10.0000
Molybdenum, Total	ug/L	MW-12S	05/06/2022		118.0000	***	10.0000
Molybdenum, Total	ug/L	MW-13S	05/04/2022		557.0000	***	10.0000
Molybdenum, Total	ug/L	MW-1S	05/09/2022		25.9000	***	10.0000
Molybdenum, Total	ug/L	MW-2S	05/04/2022		15.5000	***	10.0000
Molybdenum, Total	ug/L	MW-3S	05/02/2022		32.9000	***	10.0000
Molybdenum, Total	ug/L	MW-4S	05/04/2022	ND	10.0000		10.0000
Molybdenum, Total	ug/L	MW-5S	05/04/2022		122.0000	***	10.0000
Molybdenum, Total	ug/L	MW-6S	05/04/2022		150.0000	***	10.0000
Molybdenum, Total	ug/L	MW-7S	05/04/2022		582.0000	***	10.0000
Molybdenum, Total	ug/L	MW-8S	05/13/2022		165.0000	***	10.0000

* - Current value failed - awaiting verification.
** - Current value passed - previous exceedance not verified.
*** - Current value failed - exceedance verified.
**** - Current value passed - awaiting one more verification.
***** - Insufficient background data to compute prediction limit.
ND = Not Detected, Result = detection limit.

Table C-2

Most Current Downgradient Monitoring Data

Constituent	Units	Well	Date		Result		Pred. Limit
Molybdenum, Total	ug/L	MW-9S	11/09/2020		201.0000	***	10.0000
Selenium, Total	ug/L	MW-10S	05/02/2022	ND	1.0000		2.1000
Selenium, Total	ug/L	MW-11S	05/11/2022		1.1000		2.1000
Selenium, Total	ug/L	MW-12S	05/06/2022		26.3000	***	2.1000
Selenium, Total	ug/L	MW-13S	05/04/2022	ND	1.0000		2.1000
Selenium, Total	ug/L	MW-1S	05/09/2022	ND	1.0000		2.1000
Selenium, Total	ug/L	MW-2S	05/04/2022	ND	1.0000		2.1000
Selenium, Total	ug/L	MW-3S	05/02/2022		26.4000	***	2.1000
Selenium, Total	ug/L	MW-4S	05/04/2022		119.0000	***	2.1000
Selenium, Total	ug/L	MW-5S	05/04/2022	ND	1.0000		2.1000
Selenium, Total	ug/L	MW-6S	05/04/2022		4.4000	***	2.1000
Selenium, Total	ug/L	MW-7S	05/04/2022	ND	1.0000		2.1000
Selenium, Total	ug/L	MW-8S	05/13/2022		5.2000	*	2.1000
Selenium, Total	ug/L	MW-9S	11/09/2020		15.9000	***	2.1000
Thallium, Total	ug/L	MW-10S	05/02/2022	ND	1.0000		1.0000
Thallium, Total	ug/L	MW-11S	05/11/2022	ND	1.0000		1.0000
Thallium, Total	ug/L	MW-12S	05/06/2022	ND	1.0000		1.0000
Thallium, Total	ug/L	MW-13S	05/04/2022	ND	1.0000		1.0000
Thallium, Total	ug/L	MW-1S	05/09/2022	ND	1.0000		1.0000
Thallium, Total	ug/L	MW-2S	05/04/2022	ND	1.0000		1.0000
Thallium, Total	ug/L	MW-3S	05/02/2022	ND	1.0000		1.0000
Thallium, Total	ug/L	MW-4S	05/04/2022	ND	1.0000		1.0000
Thallium, Total	ug/L	MW-5S	05/04/2022	ND	1.0000		1.0000
Thallium, Total	ug/L	MW-6S	05/04/2022	ND	1.0000		1.0000
Thallium, Total	ug/L	MW-7S	05/04/2022	ND	1.0000		1.0000
Thallium, Total	ug/L	MW-8S	05/13/2022	ND	1.0000		1.0000
Thallium, Total	ug/L	MW-9S	05/29/2020	ND	1.0000		1.0000
Total Radium	pCi/L	MW-10S	05/02/2022		0.9770		2.4106
Total Radium	pCi/L	MW-11S	05/11/2022	ND	1.8300		2.4106
Total Radium	pCi/L	MW-12S	05/06/2022	ND	1.6700		2.4106
Total Radium	pCi/L	MW-13S	05/04/2022	ND	1.4600		2.4106

* - Current value failed - awaiting verification.
** - Current value passed - previous exceedance not verified.
*** - Current value failed - exceedance verified.
**** - Current value passed - awaiting one more verification.
***** - Insufficient background data to compute prediction limit.
ND = Not Detected, Result = detection limit.

Table C-2

Most Current Downgradient Monitoring Data

Constituent	Units	Well	Date		Result		Pred. Limit
Total Radium	pCi/L	MW-1S	05/09/2022		0.9560		2.4106
Total Radium	pCi/L	MW-2S	05/04/2022		1.6700		2.4106
Total Radium	pCi/L	MW-3S	05/02/2022		0.5310		2.4106
Total Radium	pCi/L	MW-4S	05/04/2022	ND	1.4500		2.4106
Total Radium	pCi/L	MW-5S	05/04/2022		1.0100		2.4106
Total Radium	pCi/L	MW-6S	05/04/2022	ND	1.8000		2.4106
Total Radium	pCi/L	MW-7S	05/04/2022		0.7890		2.4106
Total Radium	pCi/L	MW-8S	05/13/2022		0.5950		2.4106
Total Radium	pCi/L	MW-9S	11/09/2020	ND	1.8600		2.4106

* - Current value failed - awaiting verification.
** - Current value passed - previous exceedance not verified.
*** - Current value failed - exceedance verified.
**** - Current value passed - awaiting one more verification.
***** - Insufficient background data to compute prediction limit.
ND = Not Detected, Result = detection limit.

Table C-3

Detection Frequencies in Upgradient and Downgradient Wells

Constituent	Upgradient Detect	Upgradient N	Upgradient Proportion	Downgradient Detect	Downgradient N	Downgradient Proportion
Antimony, Total	0	13	0.000	43	211	0.204
Arsenic, Total	0	13	0.000	134	210	0.638
Barium, Total	13	13	1.000	211	211	1.000
Beryllium, Total	0	12	0.000	2	186	0.011
Cadmium, Total	0	12	0.000	3	185	0.016
Chromium, Total	0	13	0.000	9	211	0.043
Cobalt, Total	0	13	0.000	17	198	0.086
Fluoride	8	13	0.615	206	224	0.920
Lead, Total	0	13	0.000	2	198	0.010
Lithium, Total	0	13	0.000	165	211	0.782
Mercury	0	11	0.000	0	173	0.000
Molybdenum, Total	0	13	0.000	196	211	0.929
Selenium, Total	10	13	0.769	45	211	0.213
Thallium, Total	0	11	0.000	0	173	0.000
Total Radium	11	13	0.846	165	209	0.789

N = Total number of measurements in all wells.
Detect = Total number of detections in all wells.
Proportion = Detect/N.

Table C-4

Shapiro-Wilk Multiple Group Test of Normality

Constituent	Detect	N	Detect Freq	G raw	G log	G cbrt	G sqrt	G sqr	G cub	Crit Value	Dist Form	Model Type
Antimony, Total	0	13	0.000	3.936	3.936					2.326	non-norm	nonpar
Arsenic, Total	0	13	0.000	3.936	3.936					2.326	non-norm	nonpar
Barium, Total	13	13	1.000	0.410	0.235					2.326	normal	normal
Beryllium, Total	0	12	0.000	3.731	3.731					2.326	non-norm	nonpar
Cadmium, Total	0	12	0.000	3.731	3.731					2.326	non-norm	nonpar
Chromium, Total	0	13	0.000	3.936	3.936					2.326	non-norm	nonpar
Cobalt, Total	0	13	0.000	3.936	3.936					2.326	non-norm	nonpar
Fluoride	8	13	0.615	1.998	2.046					2.326	normal	normal
Lead, Total	0	13	0.000	3.936	3.936					2.326	non-norm	nonpar
Lithium, Total	0	13	0.000	3.936	3.936					2.326	non-norm	nonpar
Mercury	0	11	0.000	3.485	3.485					2.326	non-norm	nonpar
Molybdenum, Total	0	13	0.000	3.936	3.936					2.326	non-norm	nonpar
Selenium, Total	10	13	0.769	2.359	2.789					2.326	non-norm	nonpar
Thallium, Total	0	11	0.000	3.485	3.485					2.326	non-norm	nonpar
Total Radium	11	13	0.846	0.974	0.592					2.326	normal	normal

* - Distribution override for that constituent.
Fit to distribution is confirmed if G <= critical value.
Model type may not match distributional form when detection frequency < 50%.

Table C-5

Summary Statistics and Prediction Limits

Constituent	Units	Detect	N	Mean	SD	alpha	Factor	Pred Limit	Type		Conf
Antimony, Total	ug/L	0	13					1.0000	nonpar	***	0.90
Arsenic, Total	ug/L	0	13					1.0000	nonpar	***	0.90
Barium, Total	ug/L	13	13	66.9154	7.8729	0.0100	2.7779	88.7854	normal		
Beryllium, Total	ug/L	0	12					0.2000	nonpar	***	0.89
Cadmium, Total	ug/L	0	12					2.0000	nonpar	***	0.89
Chromium, Total	ug/L	0	13					10.0000	nonpar	***	0.90
Cobalt, Total	ug/L	0	13					1.0000	nonpar	***	0.90
Fluoride	mg/L	8	13	0.0738	0.0611	0.0100	2.7779	0.2434	normal		
Lead, Total	ug/L	0	13					10.0000	nonpar	***	0.90
Lithium, Total	ug/L	0	13					20.0000	nonpar	***	0.90
Mercury	ug/L	0	11					2.0000	nonpar	***	0.87
Molybdenum, Total	ug/L	0	13					10.0000	nonpar	***	0.90
Selenium, Total	ug/L	10	13					2.1000	nonpar		0.90
Thallium, Total	ug/L	0	11					1.0000	nonpar	***	0.87
Total Radium	pCi/L	11	13	0.8962	0.5451	0.0100	2.7779	2.4106	normal		

Conf = confidence level for passing initial test or one verification resample at all downgradient wells for a single constituent (nonparametric test only).
* - Insufficient Data.
** - Calculated limit raised to Manual Reporting Limit.
*** - Nonparametric limit based on ND value.
For transformed data, mean and SD in transformed units and prediction limit in original units.
All sample sizes and statistics are based on outlier free data.
For nonparametric limits, median reporting limits are substituted for extreme reporting limit values.

Table C-6

Dixon's Test Outliers
1% Significance Level

Constituent	Units	Well	Date	Result	ND Qualifier	Date Range	N	Critical Value

N = Total number of independent measurements in background at each well.
Date Range = Dates of the first and last measurements included in background at each well.
Critical Value depends on the significance level and on N-1 when the two most extreme values are tested or N for the most extreme value.

Table C-7

Historical Downgradient Data for Constituent-Well Combinations that Failed the Current Statistical Evaluation or are in Verification Resampling Mode

Constituent	Units	Well	Date		Result		Pred. Limit
Antimony, Total	ug/L	MW-12S	04/06/2016		6.0000	*	1.0000
Antimony, Total	ug/L	MW-12S	05/25/2016	ND	6.0000		1.0000
Antimony, Total	ug/L	MW-12S	08/09/2016	ND	6.0000		1.0000
Antimony, Total	ug/L	MW-12S	09/27/2016	ND	6.0000		1.0000
Antimony, Total	ug/L	MW-12S	11/29/2016	ND	6.0000		1.0000
Antimony, Total	ug/L	MW-12S	01/25/2017	ND	6.0000		1.0000
Antimony, Total	ug/L	MW-12S	05/23/2017		7.7000	*	1.0000
Antimony, Total	ug/L	MW-12S	08/08/2017	ND	6.0000		1.0000
Antimony, Total	ug/L	MW-12S	05/30/2018	ND	6.0000		1.0000
Antimony, Total	ug/L	MW-12S	09/17/2018		3.7000	*	1.0000
Antimony, Total	ug/L	MW-12S	05/16/2019		4.4000	*	1.0000
Antimony, Total	ug/L	MW-12S	05/29/2020		2.1000	*	1.0000
Antimony, Total	ug/L	MW-12S	11/05/2020		2.8000	*	1.0000
Antimony, Total	ug/L	MW-12S	11/01/2021		2.8000	*	1.0000
Antimony, Total	ug/L	MW-12S	05/06/2022		2.0000	*	1.0000
Antimony, Total	ug/L	MW-3S	04/05/2016		9.5000	*	1.0000
Antimony, Total	ug/L	MW-3S	05/25/2016		8.5000	*	1.0000
Antimony, Total	ug/L	MW-3S	08/08/2016		8.9000	*	1.0000
Antimony, Total	ug/L	MW-3S	09/26/2016		10.0000	*	1.0000
Antimony, Total	ug/L	MW-3S	11/28/2016		8.5000	*	1.0000
Antimony, Total	ug/L	MW-3S	01/24/2017		6.4000	*	1.0000
Antimony, Total	ug/L	MW-3S	05/22/2017		9.6000	*	1.0000
Antimony, Total	ug/L	MW-3S	08/07/2017		7.3000	*	1.0000
Antimony, Total	ug/L	MW-3S	05/29/2018		8.9000	*	1.0000
Antimony, Total	ug/L	MW-3S	09/17/2018		9.1000	*	1.0000
Antimony, Total	ug/L	MW-3S	05/14/2019		7.3000	*	1.0000
Antimony, Total	ug/L	MW-3S	11/05/2019		8.7000	*	1.0000
Antimony, Total	ug/L	MW-3S	05/18/2020		7.1000	*	1.0000
Antimony, Total	ug/L	MW-3S	11/03/2020		7.7000	*	1.0000
Antimony, Total	ug/L	MW-3S	05/03/2021		5.5000	*	1.0000

* - Significantly increased over background.
** - Detect at limit for 100% NDs in background (NPPL only).
*** - Manual exclusion.
ND = Not Detected, Result = detection limit.

Table C-7

Historical Downgradient Data for Constituent-Well Combinations that Failed the Current Statistical Evaluation or are in Verification Resampling Mode

Constituent	Units	Well	Date		Result		Pred. Limit
Antimony, Total	ug/L	MW-3S	11/01/2021		7.3000	*	1.0000
Antimony, Total	ug/L	MW-3S	05/02/2022		4.9000	*	1.0000
Antimony, Total	ug/L	MW-9S	04/06/2016		14.9000	*	1.0000
Antimony, Total	ug/L	MW-9S	05/25/2016		14.4000	*	1.0000
Antimony, Total	ug/L	MW-9S	08/08/2016		13.0000	*	1.0000
Antimony, Total	ug/L	MW-9S	09/27/2016		14.1000	*	1.0000
Antimony, Total	ug/L	MW-9S	11/28/2016		11.9000	*	1.0000
Antimony, Total	ug/L	MW-9S	01/25/2017		12.5000	*	1.0000
Antimony, Total	ug/L	MW-9S	05/23/2017		12.6000	*	1.0000
Antimony, Total	ug/L	MW-9S	08/08/2017		8.0000	*	1.0000
Antimony, Total	ug/L	MW-9S	05/30/2018		11.5000	*	1.0000
Antimony, Total	ug/L	MW-9S	09/17/2018		11.5000	*	1.0000
Antimony, Total	ug/L	MW-9S	05/16/2019		9.2000	*	1.0000
Antimony, Total	ug/L	MW-9S	05/29/2020		8.8000	*	1.0000
Antimony, Total	ug/L	MW-9S	11/09/2020		7.3000	*	1.0000
Arsenic, Total	ug/L	MW-10S	04/06/2016		455.0000	*	1.0000
Arsenic, Total	ug/L	MW-10S	05/25/2016		440.0000	*	1.0000
Arsenic, Total	ug/L	MW-10S	08/09/2016		484.0000	*	1.0000
Arsenic, Total	ug/L	MW-10S	09/27/2016		492.0000	*	1.0000
Arsenic, Total	ug/L	MW-10S	11/29/2016		545.0000	*	1.0000
Arsenic, Total	ug/L	MW-10S	01/25/2017		507.0000	*	1.0000
Arsenic, Total	ug/L	MW-10S	05/23/2017		440.0000	*	1.0000
Arsenic, Total	ug/L	MW-10S	08/08/2017		494.0000	*	1.0000
Arsenic, Total	ug/L	MW-10S	05/30/2018		444.0000	*	1.0000
Arsenic, Total	ug/L	MW-10S	09/18/2018		343.0000	*	1.0000
Arsenic, Total	ug/L	MW-10S	05/16/2019		349.0000	*	1.0000
Arsenic, Total	ug/L	MW-10S	11/05/2019		385.0000	*	1.0000
Arsenic, Total	ug/L	MW-10S	05/19/2020		358.0000	*	1.0000
Arsenic, Total	ug/L	MW-10S	11/05/2020		349.0000	*	1.0000
Arsenic, Total	ug/L	MW-10S	05/06/2021		413.0000	*	1.0000

* - Significantly increased over background.
** - Detect at limit for 100% NDs in background (NPPL only).
*** - Manual exclusion.
ND = Not Detected, Result = detection limit.

Table C-7

Historical Downgradient Data for Constituent-Well Combinations that Failed the Current Statistical Evaluation or are in Verification Resampling Mode

Constituent	Units	Well	Date		Result		Pred. Limit
Arsenic, Total	ug/L	MW-10S	11/02/2021		429.0000	*	1.0000
Arsenic, Total	ug/L	MW-10S	05/02/2022		448.0000	*	1.0000
Arsenic, Total	ug/L	MW-11S	04/07/2016	ND	10.0000		1.0000
Arsenic, Total	ug/L	MW-11S	05/26/2016	ND	10.0000		1.0000
Arsenic, Total	ug/L	MW-11S	08/10/2016	ND	10.0000		1.0000
Arsenic, Total	ug/L	MW-11S	09/28/2016	ND	10.0000		1.0000
Arsenic, Total	ug/L	MW-11S	11/30/2016	ND	10.0000		1.0000
Arsenic, Total	ug/L	MW-11S	01/26/2017	ND	10.0000		1.0000
Arsenic, Total	ug/L	MW-11S	05/24/2017	ND	10.0000		1.0000
Arsenic, Total	ug/L	MW-11S	08/09/2017		12.1000	*	1.0000
Arsenic, Total	ug/L	MW-11S	05/29/2018	ND	10.0000		1.0000
Arsenic, Total	ug/L	MW-11S	09/14/2018		2.9000	*	1.0000
Arsenic, Total	ug/L	MW-11S	05/15/2019		3.1000	*	1.0000
Arsenic, Total	ug/L	MW-11S	11/07/2019		2.5000	*	1.0000
Arsenic, Total	ug/L	MW-11S	05/27/2020		13.8000	*	1.0000
Arsenic, Total	ug/L	MW-11S	11/05/2020		2.6000	*	1.0000
Arsenic, Total	ug/L	MW-11S	05/05/2021		2.4000	*	1.0000
Arsenic, Total	ug/L	MW-11S	11/01/2021		2.2000	*	1.0000
Arsenic, Total	ug/L	MW-11S	05/11/2022		10.5000	*	1.0000
Arsenic, Total	ug/L	MW-12S	04/06/2016		15.6000	*	1.0000
Arsenic, Total	ug/L	MW-12S	05/25/2016		14.7000	*	1.0000
Arsenic, Total	ug/L	MW-12S	08/09/2016		15.5000	*	1.0000
Arsenic, Total	ug/L	MW-12S	09/27/2016		15.6000	*	1.0000
Arsenic, Total	ug/L	MW-12S	11/29/2016		14.4000	*	1.0000
Arsenic, Total	ug/L	MW-12S	01/25/2017		18.1000	*	1.0000
Arsenic, Total	ug/L	MW-12S	05/23/2017		19.4000	*	1.0000
Arsenic, Total	ug/L	MW-12S	08/08/2017		16.2000	*	1.0000
Arsenic, Total	ug/L	MW-12S	05/30/2018		43.5000	*	1.0000
Arsenic, Total	ug/L	MW-12S	09/17/2018		38.2000	*	1.0000
Arsenic, Total	ug/L	MW-12S	05/16/2019		30.0000	*	1.0000

* - Significantly increased over background.
** - Detect at limit for 100% NDs in background (NPPL only).
*** - Manual exclusion.
ND = Not Detected, Result = detection limit.

Table C-7

Historical Downgradient Data for Constituent-Well Combinations that Failed the Current Statistical Evaluation or are in Verification Resampling Mode

Constituent	Units	Well	Date		Result		Pred. Limit
Arsenic, Total	ug/L	MW-12S	05/29/2020		64.7000	*	1.0000
Arsenic, Total	ug/L	MW-12S	11/05/2020		46.9000	*	1.0000
Arsenic, Total	ug/L	MW-12S	11/01/2021		43.4000	*	1.0000
Arsenic, Total	ug/L	MW-12S	05/06/2022		46.0000	*	1.0000
Arsenic, Total	ug/L	MW-13S	04/06/2016		365.0000	*	1.0000
Arsenic, Total	ug/L	MW-13S	05/25/2016		369.0000	*	1.0000
Arsenic, Total	ug/L	MW-13S	08/09/2016		376.0000	*	1.0000
Arsenic, Total	ug/L	MW-13S	09/27/2016		416.0000	*	1.0000
Arsenic, Total	ug/L	MW-13S	11/29/2016		426.0000	*	1.0000
Arsenic, Total	ug/L	MW-13S	01/25/2017		397.0000	*	1.0000
Arsenic, Total	ug/L	MW-13S	05/23/2017		386.0000	*	1.0000
Arsenic, Total	ug/L	MW-13S	08/08/2017		371.0000	*	1.0000
Arsenic, Total	ug/L	MW-13S	05/30/2018		375.0000	*	1.0000
Arsenic, Total	ug/L	MW-13S	09/18/2018		320.0000	*	1.0000
Arsenic, Total	ug/L	MW-13S	05/15/2019		324.0000	*	1.0000
Arsenic, Total	ug/L	MW-13S	11/07/2019		352.0000	*	1.0000
Arsenic, Total	ug/L	MW-13S	05/19/2020		311.0000	*	1.0000
Arsenic, Total	ug/L	MW-13S	11/05/2020		433.0000	*	1.0000
Arsenic, Total	ug/L	MW-13S	05/06/2021		321.0000	*	1.0000
Arsenic, Total	ug/L	MW-13S	11/02/2021		368.0000	*	1.0000
Arsenic, Total	ug/L	MW-13S	05/04/2022		312.0000	*	1.0000
Arsenic, Total	ug/L	MW-1S	04/07/2016		49.4000	*	1.0000
Arsenic, Total	ug/L	MW-1S	05/26/2016		22.8000	*	1.0000
Arsenic, Total	ug/L	MW-1S	08/09/2016		34.1000	*	1.0000
Arsenic, Total	ug/L	MW-1S	09/27/2016		10.6000	*	1.0000
Arsenic, Total	ug/L	MW-1S	11/29/2016	ND	10.0000		1.0000
Arsenic, Total	ug/L	MW-1S	01/26/2017		35.8000	*	1.0000
Arsenic, Total	ug/L	MW-1S	05/23/2017		23.3000	*	1.0000
Arsenic, Total	ug/L	MW-1S	08/09/2017		14.5000	*	1.0000
Arsenic, Total	ug/L	MW-1S	05/29/2018		168.0000	***	1.0000

* - Significantly increased over background.
** - Detect at limit for 100% NDs in background (NPPL only).
*** - Manual exclusion.
ND = Not Detected, Result = detection limit.

Table C-7

Historical Downgradient Data for Constituent-Well Combinations that Failed the Current Statistical Evaluation or are in Verification Resampling Mode

Constituent	Units	Well	Date		Result		Pred. Limit
Arsenic, Total	ug/L	MW-1S	09/17/2018		33.6000	*	1.0000
Arsenic, Total	ug/L	MW-1S	05/15/2019		13.5000	*	1.0000
Arsenic, Total	ug/L	MW-1S	11/07/2019		50.6000	*	1.0000
Arsenic, Total	ug/L	MW-1S	05/26/2020		12.4000	*	1.0000
Arsenic, Total	ug/L	MW-1S	11/06/2020		21.2000	*	1.0000
Arsenic, Total	ug/L	MW-1S	05/05/2021		24.6000	*	1.0000
Arsenic, Total	ug/L	MW-1S	11/03/2021		7.4000	*	1.0000
Arsenic, Total	ug/L	MW-1S	05/09/2022		9.6000	*	1.0000
Arsenic, Total	ug/L	MW-2S	04/05/2016		26.5000	*	1.0000
Arsenic, Total	ug/L	MW-2S	05/24/2016		22.0000	*	1.0000
Arsenic, Total	ug/L	MW-2S	08/08/2016		27.3000	*	1.0000
Arsenic, Total	ug/L	MW-2S	09/26/2016		22.4000	*	1.0000
Arsenic, Total	ug/L	MW-2S	11/28/2016		21.7000	*	1.0000
Arsenic, Total	ug/L	MW-2S	01/24/2017		17.3000	*	1.0000
Arsenic, Total	ug/L	MW-2S	05/22/2017		27.0000	*	1.0000
Arsenic, Total	ug/L	MW-2S	08/07/2017		19.8000	*	1.0000
Arsenic, Total	ug/L	MW-2S	05/29/2018		18.4000	*	1.0000
Arsenic, Total	ug/L	MW-2S	09/17/2018		14.6000	*	1.0000
Arsenic, Total	ug/L	MW-2S	05/14/2019		12.5000	*	1.0000
Arsenic, Total	ug/L	MW-2S	11/05/2019		14.6000	*	1.0000
Arsenic, Total	ug/L	MW-2S	05/19/2020		9.0000	*	1.0000
Arsenic, Total	ug/L	MW-2S	11/04/2020		16.4000	*	1.0000
Arsenic, Total	ug/L	MW-2S	05/03/2021		6.9000	*	1.0000
Arsenic, Total	ug/L	MW-2S	11/01/2021		28.9000	*	1.0000
Arsenic, Total	ug/L	MW-2S	05/04/2022		8.8000	*	1.0000
Arsenic, Total	ug/L	MW-3S	04/05/2016	ND	10.0000		1.0000
Arsenic, Total	ug/L	MW-3S	05/25/2016	ND	10.0000		1.0000
Arsenic, Total	ug/L	MW-3S	08/08/2016	ND	10.0000		1.0000
Arsenic, Total	ug/L	MW-3S	09/26/2016	ND	10.0000		1.0000
Arsenic, Total	ug/L	MW-3S	11/28/2016	ND	10.0000		1.0000

* - Significantly increased over background.
** - Detect at limit for 100% NDs in background (NPPL only).
*** - Manual exclusion.
ND = Not Detected, Result = detection limit.

Table C-7

Historical Downgradient Data for Constituent-Well Combinations that Failed the Current Statistical Evaluation or are in Verification Resampling Mode

Constituent	Units	Well	Date		Result		Pred. Limit
Arsenic, Total	ug/L	MW-3S	01/24/2017	ND	10.0000		1.0000
Arsenic, Total	ug/L	MW-3S	05/22/2017	ND	10.0000		1.0000
Arsenic, Total	ug/L	MW-3S	08/07/2017	ND	10.0000		1.0000
Arsenic, Total	ug/L	MW-3S	05/29/2018	ND	10.0000		1.0000
Arsenic, Total	ug/L	MW-3S	09/17/2018		2.0000	*	1.0000
Arsenic, Total	ug/L	MW-3S	05/14/2019		2.3000	*	1.0000
Arsenic, Total	ug/L	MW-3S	11/05/2019		1.8000	*	1.0000
Arsenic, Total	ug/L	MW-3S	05/18/2020		1.5000	*	1.0000
Arsenic, Total	ug/L	MW-3S	11/03/2020		1.2000	*	1.0000
Arsenic, Total	ug/L	MW-3S	05/03/2021	ND	1.0000		1.0000
Arsenic, Total	ug/L	MW-3S	11/01/2021		1.6000	*	1.0000
Arsenic, Total	ug/L	MW-3S	05/02/2022		1.3000	*	1.0000
Arsenic, Total	ug/L	MW-4S	04/05/2016	ND	10.0000		1.0000
Arsenic, Total	ug/L	MW-4S	05/25/2016	ND	10.0000		1.0000
Arsenic, Total	ug/L	MW-4S	08/08/2016	ND	10.0000		1.0000
Arsenic, Total	ug/L	MW-4S	09/26/2016	ND	10.0000		1.0000
Arsenic, Total	ug/L	MW-4S	11/29/2016	ND	10.0000		1.0000
Arsenic, Total	ug/L	MW-4S	01/24/2017	ND	10.0000		1.0000
Arsenic, Total	ug/L	MW-4S	05/22/2017	ND	10.0000		1.0000
Arsenic, Total	ug/L	MW-4S	08/07/2017	ND	10.0000		1.0000
Arsenic, Total	ug/L	MW-4S	05/29/2018	ND	10.0000		1.0000
Arsenic, Total	ug/L	MW-4S	09/14/2018	ND	1.0000		1.0000
Arsenic, Total	ug/L	MW-4S	05/14/2019	ND	1.0000		1.0000
Arsenic, Total	ug/L	MW-4S	06/05/2020		1.2000	*	1.0000
Arsenic, Total	ug/L	MW-4S	11/03/2020		3.3000	*	1.0000
Arsenic, Total	ug/L	MW-4S	11/01/2021	ND	1.0000		1.0000
Arsenic, Total	ug/L	MW-4S	05/04/2022		1.1000	*	1.0000
Arsenic, Total	ug/L	MW-6S	04/06/2016		28.3000	*	1.0000
Arsenic, Total	ug/L	MW-6S	05/25/2016		23.0000	*	1.0000
Arsenic, Total	ug/L	MW-6S	08/09/2016		34.3000	*	1.0000

* - Significantly increased over background.
** - Detect at limit for 100% NDs in background (NPPL only).
*** - Manual exclusion.
ND = Not Detected, Result = detection limit.

Table C-7

Historical Downgradient Data for Constituent-Well Combinations that Failed the Current Statistical Evaluation or are in Verification Resampling Mode

Constituent	Units	Well	Date		Result		Pred. Limit
Arsenic, Total	ug/L	MW-6S	09/27/2016		30.0000	*	1.0000
Arsenic, Total	ug/L	MW-6S	11/29/2016		35.1000	*	1.0000
Arsenic, Total	ug/L	MW-6S	01/25/2017		11.6000	*	1.0000
Arsenic, Total	ug/L	MW-6S	05/23/2017		12.4000	*	1.0000
Arsenic, Total	ug/L	MW-6S	08/08/2017		11.2000	*	1.0000
Arsenic, Total	ug/L	MW-6S	05/30/2018		13.6000	*	1.0000
Arsenic, Total	ug/L	MW-6S	09/18/2018		15.5000	*	1.0000
Arsenic, Total	ug/L	MW-6S	05/14/2019		11.4000	*	1.0000
Arsenic, Total	ug/L	MW-6S	05/28/2020		23.8000	*	1.0000
Arsenic, Total	ug/L	MW-6S	11/09/2020		39.2000	*	1.0000
Arsenic, Total	ug/L	MW-6S	05/05/2021		11.9000	*	1.0000
Arsenic, Total	ug/L	MW-6S	11/01/2021		11.8000	*	1.0000
Arsenic, Total	ug/L	MW-6S	05/04/2022		6.9000	*	1.0000
Arsenic, Total	ug/L	MW-7S	04/06/2016		320.0000	*	1.0000
Arsenic, Total	ug/L	MW-7S	05/25/2016		353.0000	*	1.0000
Arsenic, Total	ug/L	MW-7S	08/09/2016		365.0000	*	1.0000
Arsenic, Total	ug/L	MW-7S	09/27/2016		352.0000	*	1.0000
Arsenic, Total	ug/L	MW-7S	11/29/2016		372.0000	*	1.0000
Arsenic, Total	ug/L	MW-7S	01/25/2017		352.0000	*	1.0000
Arsenic, Total	ug/L	MW-7S	05/23/2017		373.0000	*	1.0000
Arsenic, Total	ug/L	MW-7S	08/08/2017		359.0000	*	1.0000
Arsenic, Total	ug/L	MW-7S	05/30/2018		383.0000	*	1.0000
Arsenic, Total	ug/L	MW-7S	09/18/2018		317.0000	*	1.0000
Arsenic, Total	ug/L	MW-7S	05/15/2019		345.0000	*	1.0000
Arsenic, Total	ug/L	MW-7S	11/06/2019		439.0000	*	1.0000
Arsenic, Total	ug/L	MW-7S	05/27/2020		367.0000	*	1.0000
Arsenic, Total	ug/L	MW-7S	11/17/2020		462.0000	*	1.0000
Arsenic, Total	ug/L	MW-7S	05/06/2021		419.0000	*	1.0000
Arsenic, Total	ug/L	MW-7S	11/02/2021		376.0000	*	1.0000
Arsenic, Total	ug/L	MW-7S	05/04/2022		374.0000	*	1.0000

* - Significantly increased over background.
** - Detect at limit for 100% NDs in background (NPPL only).
*** - Manual exclusion.
ND = Not Detected, Result = detection limit.

Table C-7

Historical Downgradient Data for Constituent-Well Combinations that Failed the Current Statistical Evaluation or are in Verification Resampling Mode

Constituent	Units	Well	Date		Result		Pred. Limit
Arsenic, Total	ug/L	MW-9S	04/06/2016	ND	10.0000		1.0000
Arsenic, Total	ug/L	MW-9S	05/25/2016	ND	10.0000		1.0000
Arsenic, Total	ug/L	MW-9S	08/08/2016	ND	10.0000		1.0000
Arsenic, Total	ug/L	MW-9S	09/27/2016	ND	10.0000		1.0000
Arsenic, Total	ug/L	MW-9S	11/28/2016	ND	10.0000		1.0000
Arsenic, Total	ug/L	MW-9S	01/25/2017	ND	10.0000		1.0000
Arsenic, Total	ug/L	MW-9S	05/23/2017	ND	10.0000		1.0000
Arsenic, Total	ug/L	MW-9S	08/08/2017	ND	10.0000		1.0000
Arsenic, Total	ug/L	MW-9S	05/30/2018	ND	10.0000		1.0000
Arsenic, Total	ug/L	MW-9S	09/17/2018	ND	1.0000		1.0000
Arsenic, Total	ug/L	MW-9S	05/16/2019	ND	1.0000		1.0000
Arsenic, Total	ug/L	MW-9S	05/29/2020		1.5000	*	1.0000
Arsenic, Total	ug/L	MW-9S	11/09/2020	ND	1.0000		1.0000
Barium, Total	ug/L	MW-11S	04/07/2016		111.0000	*	88.7854
Barium, Total	ug/L	MW-11S	05/26/2016		101.0000	*	88.7854
Barium, Total	ug/L	MW-11S	08/10/2016		89.5000	*	88.7854
Barium, Total	ug/L	MW-11S	09/28/2016		81.2000		88.7854
Barium, Total	ug/L	MW-11S	11/30/2016		161.0000	*	88.7854
Barium, Total	ug/L	MW-11S	01/26/2017		86.1000		88.7854
Barium, Total	ug/L	MW-11S	05/24/2017		79.7000		88.7854
Barium, Total	ug/L	MW-11S	08/09/2017		300.0000	*	88.7854
Barium, Total	ug/L	MW-11S	05/29/2018		168.0000	*	88.7854
Barium, Total	ug/L	MW-11S	09/14/2018		90.6000	*	88.7854
Barium, Total	ug/L	MW-11S	05/15/2019		81.1000		88.7854
Barium, Total	ug/L	MW-11S	11/07/2019		76.7000		88.7854
Barium, Total	ug/L	MW-11S	05/27/2020		304.0000	*	88.7854
Barium, Total	ug/L	MW-11S	11/05/2020		76.2000		88.7854
Barium, Total	ug/L	MW-11S	05/05/2021		75.1000		88.7854
Barium, Total	ug/L	MW-11S	11/01/2021		74.3000		88.7854
Barium, Total	ug/L	MW-11S	05/11/2022		175.0000	*	88.7854

* - Significantly increased over background.
** - Detect at limit for 100% NDs in background (NPPL only).
*** - Manual exclusion.
ND = Not Detected, Result = detection limit.

Table C-7

Historical Downgradient Data for Constituent-Well Combinations that Failed the Current Statistical Evaluation or are in Verification Resampling Mode

Constituent	Units	Well	Date		Result		Pred. Limit
Barium, Total	ug/L	MW-2S	04/05/2016		205.0000	*	88.7854
Barium, Total	ug/L	MW-2S	05/24/2016		158.0000	*	88.7854
Barium, Total	ug/L	MW-2S	08/08/2016		168.0000	*	88.7854
Barium, Total	ug/L	MW-2S	09/26/2016		180.0000	*	88.7854
Barium, Total	ug/L	MW-2S	11/28/2016		185.0000	*	88.7854
Barium, Total	ug/L	MW-2S	01/24/2017		97.4000	*	88.7854
Barium, Total	ug/L	MW-2S	05/22/2017		138.0000	*	88.7854
Barium, Total	ug/L	MW-2S	08/07/2017		127.0000	*	88.7854
Barium, Total	ug/L	MW-2S	05/29/2018		90.3000	*	88.7854
Barium, Total	ug/L	MW-2S	09/17/2018		86.0000		88.7854
Barium, Total	ug/L	MW-2S	05/14/2019		123.0000	*	88.7854
Barium, Total	ug/L	MW-2S	11/05/2019		195.0000	*	88.7854
Barium, Total	ug/L	MW-2S	05/19/2020		86.1000		88.7854
Barium, Total	ug/L	MW-2S	11/04/2020		137.0000	*	88.7854
Barium, Total	ug/L	MW-2S	05/03/2021		92.4000	*	88.7854
Barium, Total	ug/L	MW-2S	11/01/2021		103.0000	*	88.7854
Barium, Total	ug/L	MW-2S	05/04/2022		97.1000	*	88.7854
Barium, Total	ug/L	MW-4S	04/05/2016		117.0000	*	88.7854
Barium, Total	ug/L	MW-4S	05/25/2016		136.0000	*	88.7854
Barium, Total	ug/L	MW-4S	08/08/2016		140.0000	*	88.7854
Barium, Total	ug/L	MW-4S	09/26/2016		123.0000	*	88.7854
Barium, Total	ug/L	MW-4S	11/29/2016		128.0000	*	88.7854
Barium, Total	ug/L	MW-4S	01/24/2017		119.0000	*	88.7854
Barium, Total	ug/L	MW-4S	05/22/2017		70.3000		88.7854
Barium, Total	ug/L	MW-4S	08/07/2017		93.8000	*	88.7854
Barium, Total	ug/L	MW-4S	05/29/2018		49.4000		88.7854
Barium, Total	ug/L	MW-4S	09/14/2018		93.0000	*	88.7854
Barium, Total	ug/L	MW-4S	05/14/2019		60.0000		88.7854
Barium, Total	ug/L	MW-4S	06/05/2020		86.0000		88.7854
Barium, Total	ug/L	MW-4S	11/03/2020		113.0000	*	88.7854

* - Significantly increased over background.
** - Detect at limit for 100% NDs in background (NPPL only).
*** - Manual exclusion.
ND = Not Detected, Result = detection limit.

Table C-7

Historical Downgradient Data for Constituent-Well Combinations that Failed the Current Statistical Evaluation or are in Verification Resampling Mode

Constituent	Units	Well	Date		Result		Pred. Limit
Barium, Total	ug/L	MW-4S	11/01/2021		80.8000		88.7854
Barium, Total	ug/L	MW-4S	05/04/2022		90.7000	*	88.7854
Barium, Total	ug/L	MW-6S	04/06/2016		150.0000	*	88.7854
Barium, Total	ug/L	MW-6S	05/25/2016		112.0000	*	88.7854
Barium, Total	ug/L	MW-6S	08/09/2016		166.0000	*	88.7854
Barium, Total	ug/L	MW-6S	09/27/2016		160.0000	*	88.7854
Barium, Total	ug/L	MW-6S	11/29/2016		189.0000	*	88.7854
Barium, Total	ug/L	MW-6S	01/25/2017		105.0000	*	88.7854
Barium, Total	ug/L	MW-6S	05/23/2017		80.5000		88.7854
Barium, Total	ug/L	MW-6S	08/08/2017		80.6000		88.7854
Barium, Total	ug/L	MW-6S	05/30/2018		116.0000	*	88.7854
Barium, Total	ug/L	MW-6S	09/18/2018		132.0000	*	88.7854
Barium, Total	ug/L	MW-6S	05/14/2019		103.0000	*	88.7854
Barium, Total	ug/L	MW-6S	05/28/2020		141.0000	*	88.7854
Barium, Total	ug/L	MW-6S	11/09/2020		121.0000	*	88.7854
Barium, Total	ug/L	MW-6S	05/05/2021		113.0000	*	88.7854
Barium, Total	ug/L	MW-6S	11/01/2021		117.0000	*	88.7854
Barium, Total	ug/L	MW-6S	05/04/2022		132.0000	*	88.7854
Beryllium, Total	ug/L	MW-11S	04/07/2016	ND	4.0000		0.2000
Beryllium, Total	ug/L	MW-11S	05/26/2016	ND	4.0000		0.2000
Beryllium, Total	ug/L	MW-11S	08/10/2016	ND	4.0000		0.2000
Beryllium, Total	ug/L	MW-11S	09/28/2016	ND	4.0000		0.2000
Beryllium, Total	ug/L	MW-11S	11/30/2016	ND	4.0000		0.2000
Beryllium, Total	ug/L	MW-11S	01/26/2017	ND	4.0000		0.2000
Beryllium, Total	ug/L	MW-11S	05/24/2017	ND	4.0000		0.2000
Beryllium, Total	ug/L	MW-11S	08/09/2017	ND	4.0000		0.2000
Beryllium, Total	ug/L	MW-11S	05/29/2018	ND	4.0000		0.2000
Beryllium, Total	ug/L	MW-11S	05/15/2019	ND	0.2000		0.2000
Beryllium, Total	ug/L	MW-11S	11/07/2019	ND	0.2000		0.2000
Beryllium, Total	ug/L	MW-11S	05/27/2020		0.7200	*	0.2000

* - Significantly increased over background.
** - Detect at limit for 100% NDs in background (NPPL only).
*** - Manual exclusion.
ND = Not Detected, Result = detection limit.

Table C-7

Historical Downgradient Data for Constituent-Well Combinations that Failed the Current Statistical Evaluation or are in Verification Resampling Mode

Constituent	Units	Well	Date		Result		Pred. Limit
Beryllium, Total	ug/L	MW-11S	11/05/2020	ND	0.2000		0.2000
Beryllium, Total	ug/L	MW-11S	05/05/2021	ND	0.2000		0.2000
Beryllium, Total	ug/L	MW-11S	05/11/2022		0.4000	*	0.2000
Chromium, Total	ug/L	MW-11S	04/07/2016	ND	10.0000		10.0000
Chromium, Total	ug/L	MW-11S	05/26/2016	ND	10.0000		10.0000
Chromium, Total	ug/L	MW-11S	08/10/2016	ND	10.0000		10.0000
Chromium, Total	ug/L	MW-11S	09/28/2016	ND	10.0000		10.0000
Chromium, Total	ug/L	MW-11S	11/30/2016		14.3000	*	10.0000
Chromium, Total	ug/L	MW-11S	01/26/2017	ND	10.0000		10.0000
Chromium, Total	ug/L	MW-11S	05/24/2017	ND	10.0000		10.0000
Chromium, Total	ug/L	MW-11S	08/09/2017		26.7000	*	10.0000
Chromium, Total	ug/L	MW-11S	05/29/2018		12.4000	*	10.0000
Chromium, Total	ug/L	MW-11S	09/14/2018	ND	10.0000		10.0000
Chromium, Total	ug/L	MW-11S	05/15/2019	ND	10.0000		10.0000
Chromium, Total	ug/L	MW-11S	11/07/2019	ND	10.0000		10.0000
Chromium, Total	ug/L	MW-11S	05/27/2020		34.2000	*	10.0000
Chromium, Total	ug/L	MW-11S	11/05/2020	ND	20.0000		10.0000
Chromium, Total	ug/L	MW-11S	05/05/2021	ND	10.0000		10.0000
Chromium, Total	ug/L	MW-11S	11/01/2021	ND	10.0000		10.0000
Chromium, Total	ug/L	MW-11S	05/11/2022		14.8000	*	10.0000
Cobalt, Total	ug/L	MW-11S	04/07/2016	ND	10.0000		1.0000
Cobalt, Total	ug/L	MW-11S	05/26/2016	ND	5.0000		1.0000
Cobalt, Total	ug/L	MW-11S	08/10/2016	ND	5.0000		1.0000
Cobalt, Total	ug/L	MW-11S	09/28/2016	ND	5.0000		1.0000
Cobalt, Total	ug/L	MW-11S	11/30/2016	ND	5.0000		1.0000
Cobalt, Total	ug/L	MW-11S	01/26/2017	ND	5.0000		1.0000
Cobalt, Total	ug/L	MW-11S	05/24/2017	ND	5.0000		1.0000
Cobalt, Total	ug/L	MW-11S	08/09/2017		10.5000	*	1.0000
Cobalt, Total	ug/L	MW-11S	05/29/2018	ND	5.0000		1.0000
Cobalt, Total	ug/L	MW-11S	05/15/2019	ND	1.0000		1.0000

* - Significantly increased over background.
** - Detect at limit for 100% NDs in background (NPPL only).
*** - Manual exclusion.
ND = Not Detected, Result = detection limit.

Table C-7

Historical Downgradient Data for Constituent-Well Combinations that Failed the Current Statistical Evaluation or are in Verification Resampling Mode

Constituent	Units	Well	Date		Result		Pred. Limit
Cobalt, Total	ug/L	MW-11S	11/07/2019	ND	1.0000		1.0000
Cobalt, Total	ug/L	MW-11S	05/27/2020		10.7000	*	1.0000
Cobalt, Total	ug/L	MW-11S	11/05/2020	ND	1.0000		1.0000
Cobalt, Total	ug/L	MW-11S	05/05/2021	ND	1.0000		1.0000
Cobalt, Total	ug/L	MW-11S	11/01/2021	ND	1.0000		1.0000
Cobalt, Total	ug/L	MW-11S	05/11/2022		4.9000	*	1.0000
Cobalt, Total	ug/L	MW-6S	04/06/2016	ND	10.0000		1.0000
Cobalt, Total	ug/L	MW-6S	05/25/2016	ND	5.0000		1.0000
Cobalt, Total	ug/L	MW-6S	08/09/2016	ND	5.0000		1.0000
Cobalt, Total	ug/L	MW-6S	09/27/2016	ND	5.0000		1.0000
Cobalt, Total	ug/L	MW-6S	11/29/2016	ND	5.0000		1.0000
Cobalt, Total	ug/L	MW-6S	01/25/2017	ND	5.0000		1.0000
Cobalt, Total	ug/L	MW-6S	05/23/2017	ND	5.0000		1.0000
Cobalt, Total	ug/L	MW-6S	08/08/2017	ND	5.0000		1.0000
Cobalt, Total	ug/L	MW-6S	05/30/2018	ND	5.0000		1.0000
Cobalt, Total	ug/L	MW-6S	05/14/2019	ND	1.0000		1.0000
Cobalt, Total	ug/L	MW-6S	05/28/2020		2.4000	*	1.0000
Cobalt, Total	ug/L	MW-6S	11/09/2020		1.6000	*	1.0000
Cobalt, Total	ug/L	MW-6S	05/05/2021		1.8000	*	1.0000
Cobalt, Total	ug/L	MW-6S	11/01/2021		1.6000	*	1.0000
Cobalt, Total	ug/L	MW-6S	05/04/2022		1.5000	*	1.0000
Fluoride	mg/L	MW-10S	04/06/2016		3.5000	*	0.2434
Fluoride	mg/L	MW-10S	05/25/2016		3.0000	*	0.2434
Fluoride	mg/L	MW-10S	08/09/2016		2.2000	*	0.2434
Fluoride	mg/L	MW-10S	09/27/2016		2.6000	*	0.2434
Fluoride	mg/L	MW-10S	11/29/2016		3.1000	*	0.2434
Fluoride	mg/L	MW-10S	01/25/2017		2.7000	*	0.2434
Fluoride	mg/L	MW-10S	05/23/2017		2.4000	*	0.2434
Fluoride	mg/L	MW-10S	08/08/2017		2.1000	*	0.2434
Fluoride	mg/L	MW-10S	09/20/2017		1.8000	*	0.2434

* - Significantly increased over background.
** - Detect at limit for 100% NDs in background (NPPL only).
*** - Manual exclusion.
ND = Not Detected, Result = detection limit.

Table C-7

Historical Downgradient Data for Constituent-Well Combinations that Failed the Current Statistical Evaluation or are in Verification Resampling Mode

Constituent	Units	Well	Date		Result		Pred. Limit
Fluoride	mg/L	MW-10S	05/30/2018		2.2000	*	0.2434
Fluoride	mg/L	MW-10S	09/18/2018		2.7000	*	0.2434
Fluoride	mg/L	MW-10S	05/16/2019		2.5000	*	0.2434
Fluoride	mg/L	MW-10S	11/05/2019		2.1000	*	0.2434
Fluoride	mg/L	MW-10S	05/19/2020		2.0000	*	0.2434
Fluoride	mg/L	MW-10S	11/05/2020		2.4000	*	0.2434
Fluoride	mg/L	MW-10S	05/06/2021		2.5000	*	0.2434
Fluoride	mg/L	MW-10S	11/02/2021		2.5000	*	0.2434
Fluoride	mg/L	MW-10S	05/02/2022		2.6000	*	0.2434
Fluoride	mg/L	MW-11S	04/07/2016		1.2000	*	0.2434
Fluoride	mg/L	MW-11S	05/26/2016		1.3000	*	0.2434
Fluoride	mg/L	MW-11S	08/10/2016		1.4000	*	0.2434
Fluoride	mg/L	MW-11S	09/28/2016		1.5000	*	0.2434
Fluoride	mg/L	MW-11S	11/30/2016		1.5000	*	0.2434
Fluoride	mg/L	MW-11S	01/26/2017		1.6000	*	0.2434
Fluoride	mg/L	MW-11S	05/24/2017		1.5000	*	0.2434
Fluoride	mg/L	MW-11S	08/09/2017		1.5000	*	0.2434
Fluoride	mg/L	MW-11S	09/20/2017		1.6000	*	0.2434
Fluoride	mg/L	MW-11S	05/29/2018		1.5000	*	0.2434
Fluoride	mg/L	MW-11S	09/14/2018		1.4000	*	0.2434
Fluoride	mg/L	MW-11S	05/15/2019		1.4000	*	0.2434
Fluoride	mg/L	MW-11S	11/07/2019		1.4000	*	0.2434
Fluoride	mg/L	MW-11S	05/27/2020		1.6000	*	0.2434
Fluoride	mg/L	MW-11S	11/05/2020		1.6000	*	0.2434
Fluoride	mg/L	MW-11S	05/05/2021		1.4000	*	0.2434
Fluoride	mg/L	MW-11S	11/01/2021		1.4000	*	0.2434
Fluoride	mg/L	MW-11S	05/11/2022		1.8000	*	0.2434
Fluoride	mg/L	MW-12S	04/06/2016		0.3500	*	0.2434
Fluoride	mg/L	MW-12S	05/25/2016		0.3700	*	0.2434
Fluoride	mg/L	MW-12S	08/09/2016		0.3800	*	0.2434

* - Significantly increased over background.
** - Detect at limit for 100% NDs in background (NPPL only).
*** - Manual exclusion.
ND = Not Detected, Result = detection limit.

Table C-7

Historical Downgradient Data for Constituent-Well Combinations that Failed the Current Statistical Evaluation or are in Verification Resampling Mode

Constituent	Units	Well	Date		Result		Pred. Limit
Fluoride	mg/L	MW-12S	09/27/2016		0.3800	*	0.2434
Fluoride	mg/L	MW-12S	11/29/2016		0.4200	*	0.2434
Fluoride	mg/L	MW-12S	01/25/2017		0.5200	*	0.2434
Fluoride	mg/L	MW-12S	05/23/2017		0.5100	*	0.2434
Fluoride	mg/L	MW-12S	08/08/2017		0.5700	*	0.2434
Fluoride	mg/L	MW-12S	09/20/2017		0.7500	*	0.2434
Fluoride	mg/L	MW-12S	05/30/2018		1.8000	*	0.2434
Fluoride	mg/L	MW-12S	09/17/2018		1.7000	*	0.2434
Fluoride	mg/L	MW-12S	05/16/2019		1.5000	*	0.2434
Fluoride	mg/L	MW-12S	05/29/2020		1.8000	*	0.2434
Fluoride	mg/L	MW-12S	11/05/2020		1.8000	*	0.2434
Fluoride	mg/L	MW-12S	11/01/2021		1.8000	*	0.2434
Fluoride	mg/L	MW-12S	05/06/2022		2.1000	*	0.2434
Fluoride	mg/L	MW-13S	04/06/2016		0.5200	*	0.2434
Fluoride	mg/L	MW-13S	05/25/2016		0.5200	*	0.2434
Fluoride	mg/L	MW-13S	08/09/2016		0.4900	*	0.2434
Fluoride	mg/L	MW-13S	09/27/2016		0.5200	*	0.2434
Fluoride	mg/L	MW-13S	11/29/2016		0.5500	*	0.2434
Fluoride	mg/L	MW-13S	01/25/2017		0.5700	*	0.2434
Fluoride	mg/L	MW-13S	05/23/2017		0.6300	*	0.2434
Fluoride	mg/L	MW-13S	08/08/2017		0.7200	*	0.2434
Fluoride	mg/L	MW-13S	09/20/2017		0.6500	*	0.2434
Fluoride	mg/L	MW-13S	05/30/2018		0.8600	*	0.2434
Fluoride	mg/L	MW-13S	09/18/2018		0.8800	*	0.2434
Fluoride	mg/L	MW-13S	05/15/2019		0.8300	*	0.2434
Fluoride	mg/L	MW-13S	11/07/2019		0.7800	*	0.2434
Fluoride	mg/L	MW-13S	05/19/2020		0.9300	*	0.2434
Fluoride	mg/L	MW-13S	11/05/2020		0.9400	*	0.2434
Fluoride	mg/L	MW-13S	05/06/2021		0.9200	*	0.2434
Fluoride	mg/L	MW-13S	11/02/2021		0.8300	*	0.2434

* - Significantly increased over background.
** - Detect at limit for 100% NDs in background (NPPL only).
*** - Manual exclusion.
ND = Not Detected, Result = detection limit.

Table C-7

Historical Downgradient Data for Constituent-Well Combinations that Failed the Current Statistical Evaluation or are in Verification Resampling Mode

Constituent	Units	Well	Date		Result		Pred. Limit
Fluoride	mg/L	MW-13S	05/04/2022		1.1000	*	0.2434
Fluoride	mg/L	MW-1S	04/07/2016		0.5200	*	0.2434
Fluoride	mg/L	MW-1S	05/26/2016		0.5700	*	0.2434
Fluoride	mg/L	MW-1S	08/09/2016		0.4900	*	0.2434
Fluoride	mg/L	MW-1S	09/27/2016		0.5100	*	0.2434
Fluoride	mg/L	MW-1S	11/29/2016		0.5800	*	0.2434
Fluoride	mg/L	MW-1S	01/26/2017		0.6900	*	0.2434
Fluoride	mg/L	MW-1S	05/23/2017		0.6900	*	0.2434
Fluoride	mg/L	MW-1S	08/09/2017		0.7000	*	0.2434
Fluoride	mg/L	MW-1S	09/20/2017		0.6200	*	0.2434
Fluoride	mg/L	MW-1S	05/29/2018		0.6200	*	0.2434
Fluoride	mg/L	MW-1S	09/17/2018		0.6200	*	0.2434
Fluoride	mg/L	MW-1S	05/15/2019		0.5000	*	0.2434
Fluoride	mg/L	MW-1S	11/07/2019		0.4200	*	0.2434
Fluoride	mg/L	MW-1S	05/26/2020		0.3600	*	0.2434
Fluoride	mg/L	MW-1S	11/06/2020		0.3500	*	0.2434
Fluoride	mg/L	MW-1S	05/05/2021		0.2400		0.2434
Fluoride	mg/L	MW-1S	11/03/2021		0.3100	*	0.2434
Fluoride	mg/L	MW-1S	05/09/2022		0.4100	*	0.2434
Fluoride	mg/L	MW-2S	04/05/2016		0.8400	*	0.2434
Fluoride	mg/L	MW-2S	05/24/2016		1.1000	*	0.2434
Fluoride	mg/L	MW-2S	08/08/2016		1.2000	*	0.2434
Fluoride	mg/L	MW-2S	09/26/2016		1.8000	*	0.2434
Fluoride	mg/L	MW-2S	11/28/2016		1.3000	*	0.2434
Fluoride	mg/L	MW-2S	01/24/2017		2.4000	*	0.2434
Fluoride	mg/L	MW-2S	05/22/2017		1.4000	*	0.2434
Fluoride	mg/L	MW-2S	08/07/2017		1.8000	*	0.2434
Fluoride	mg/L	MW-2S	09/20/2017		1.6000	*	0.2434
Fluoride	mg/L	MW-2S	05/29/2018		1.1000	*	0.2434
Fluoride	mg/L	MW-2S	09/17/2018		1.8000	*	0.2434

* - Significantly increased over background.
** - Detect at limit for 100% NDs in background (NPPL only).
*** - Manual exclusion.
ND = Not Detected, Result = detection limit.

Table C-7

Historical Downgradient Data for Constituent-Well Combinations that Failed the Current Statistical Evaluation or are in Verification Resampling Mode

Constituent	Units	Well	Date		Result		Pred. Limit
Fluoride	mg/L	MW-2S	05/14/2019		0.9600	*	0.2434
Fluoride	mg/L	MW-2S	11/05/2019		0.7000	*	0.2434
Fluoride	mg/L	MW-2S	05/19/2020		0.5800	*	0.2434
Fluoride	mg/L	MW-2S	11/04/2020		0.2800	*	0.2434
Fluoride	mg/L	MW-2S	05/03/2021		0.4600	*	0.2434
Fluoride	mg/L	MW-2S	11/01/2021		0.5000	*	0.2434
Fluoride	mg/L	MW-2S	05/04/2022		0.3900	*	0.2434
Fluoride	mg/L	MW-5S	04/06/2016		4.0000	*	0.2434
Fluoride	mg/L	MW-5S	05/25/2016		4.0000	*	0.2434
Fluoride	mg/L	MW-5S	08/09/2016		3.5000	*	0.2434
Fluoride	mg/L	MW-5S	09/27/2016		3.4000	*	0.2434
Fluoride	mg/L	MW-5S	11/29/2016		3.4000	*	0.2434
Fluoride	mg/L	MW-5S	01/25/2017		3.4000	*	0.2434
Fluoride	mg/L	MW-5S	05/23/2017		3.4000	*	0.2434
Fluoride	mg/L	MW-5S	08/08/2017		3.4000	*	0.2434
Fluoride	mg/L	MW-5S	09/20/2017		3.4000	*	0.2434
Fluoride	mg/L	MW-5S	05/30/2018		2.6000	*	0.2434
Fluoride	mg/L	MW-5S	09/18/2018		3.0000	*	0.2434
Fluoride	mg/L	MW-5S	05/14/2019		2.5000	*	0.2434
Fluoride	mg/L	MW-5S	05/18/2020		2.4000	*	0.2434
Fluoride	mg/L	MW-5S	11/05/2020		2.3000	*	0.2434
Fluoride	mg/L	MW-5S	05/06/2021		1.7000	*	0.2434
Fluoride	mg/L	MW-5S	11/01/2021		1.9000	*	0.2434
Fluoride	mg/L	MW-5S	05/04/2022		1.8000	*	0.2434
Fluoride	mg/L	MW-6S	04/06/2016		0.9300	*	0.2434
Fluoride	mg/L	MW-6S	05/25/2016		0.9400	*	0.2434
Fluoride	mg/L	MW-6S	08/09/2016		0.7600	*	0.2434
Fluoride	mg/L	MW-6S	09/27/2016		0.8400	*	0.2434
Fluoride	mg/L	MW-6S	11/29/2016		0.9100	*	0.2434
Fluoride	mg/L	MW-6S	01/25/2017		0.7400	*	0.2434

* - Significantly increased over background.
** - Detect at limit for 100% NDs in background (NPPL only).
*** - Manual exclusion.
ND = Not Detected, Result = detection limit.

Table C-7

Historical Downgradient Data for Constituent-Well Combinations that Failed the Current Statistical Evaluation or are in Verification Resampling Mode

Constituent	Units	Well	Date		Result		Pred. Limit
Fluoride	mg/L	MW-6S	05/23/2017		0.8300	*	0.2434
Fluoride	mg/L	MW-6S	08/08/2017		1.1000	*	0.2434
Fluoride	mg/L	MW-6S	09/20/2017		0.9300	*	0.2434
Fluoride	mg/L	MW-6S	05/30/2018		1.0000	*	0.2434
Fluoride	mg/L	MW-6S	09/18/2018		1.2000	*	0.2434
Fluoride	mg/L	MW-6S	05/14/2019		0.5500	*	0.2434
Fluoride	mg/L	MW-6S	05/28/2020		1.0000	*	0.2434
Fluoride	mg/L	MW-6S	11/09/2020		1.4000	*	0.2434
Fluoride	mg/L	MW-6S	05/05/2021		1.3000	*	0.2434
Fluoride	mg/L	MW-6S	11/01/2021		1.2000	*	0.2434
Fluoride	mg/L	MW-6S	05/04/2022		1.3000	*	0.2434
Fluoride	mg/L	MW-7S	04/06/2016		0.3400	*	0.2434
Fluoride	mg/L	MW-7S	05/25/2016		0.3800	*	0.2434
Fluoride	mg/L	MW-7S	08/09/2016		0.3400	*	0.2434
Fluoride	mg/L	MW-7S	09/27/2016		0.3600	*	0.2434
Fluoride	mg/L	MW-7S	11/29/2016		0.3600	*	0.2434
Fluoride	mg/L	MW-7S	01/25/2017		0.3400	*	0.2434
Fluoride	mg/L	MW-7S	05/23/2017		0.3700	*	0.2434
Fluoride	mg/L	MW-7S	08/08/2017		0.4100	*	0.2434
Fluoride	mg/L	MW-7S	09/20/2017		0.4000	*	0.2434
Fluoride	mg/L	MW-7S	05/30/2018		0.4200	*	0.2434
Fluoride	mg/L	MW-7S	09/18/2018		0.4500	*	0.2434
Fluoride	mg/L	MW-7S	05/15/2019		0.5000	*	0.2434
Fluoride	mg/L	MW-7S	11/06/2019		0.4600	*	0.2434
Fluoride	mg/L	MW-7S	05/27/2020		0.5700	*	0.2434
Fluoride	mg/L	MW-7S	11/17/2020		0.5400	*	0.2434
Fluoride	mg/L	MW-7S	05/06/2021		0.5100	*	0.2434
Fluoride	mg/L	MW-7S	11/02/2021		0.5000	*	0.2434
Fluoride	mg/L	MW-7S	05/04/2022		0.7200	*	0.2434
Lithium, Total	ug/L	MW-10S	04/06/2016		106.0000	*	20.0000

* - Significantly increased over background.
** - Detect at limit for 100% NDs in background (NPPL only).
*** - Manual exclusion.
ND = Not Detected, Result = detection limit.

Table C-7

Historical Downgradient Data for Constituent-Well Combinations that Failed the Current Statistical Evaluation or are in Verification Resampling Mode

Constituent	Units	Well	Date		Result		Pred. Limit
Lithium, Total	ug/L	MW-10S	05/25/2016		94.9000	*	20.0000
Lithium, Total	ug/L	MW-10S	08/09/2016		98.6000	*	20.0000
Lithium, Total	ug/L	MW-10S	09/27/2016		79.3000	*	20.0000
Lithium, Total	ug/L	MW-10S	11/29/2016		96.6000	*	20.0000
Lithium, Total	ug/L	MW-10S	01/25/2017		95.2000	*	20.0000
Lithium, Total	ug/L	MW-10S	05/23/2017		72.0000	*	20.0000
Lithium, Total	ug/L	MW-10S	08/08/2017		93.2000	*	20.0000
Lithium, Total	ug/L	MW-10S	05/30/2018		57.0000	*	20.0000
Lithium, Total	ug/L	MW-10S	09/18/2018		59.2000	*	20.0000
Lithium, Total	ug/L	MW-10S	05/16/2019		69.5000	*	20.0000
Lithium, Total	ug/L	MW-10S	11/05/2019		60.5000	*	20.0000
Lithium, Total	ug/L	MW-10S	05/19/2020		75.8000	*	20.0000
Lithium, Total	ug/L	MW-10S	11/05/2020		49.9000	*	20.0000
Lithium, Total	ug/L	MW-10S	05/06/2021		45.3000	*	20.0000
Lithium, Total	ug/L	MW-10S	11/02/2021		53.3000	*	20.0000
Lithium, Total	ug/L	MW-10S	05/02/2022		40.8000	*	20.0000
Lithium, Total	ug/L	MW-11S	04/07/2016	ND	20.0000		20.0000
Lithium, Total	ug/L	MW-11S	05/26/2016	ND	20.0000		20.0000
Lithium, Total	ug/L	MW-11S	08/10/2016	ND	20.0000		20.0000
Lithium, Total	ug/L	MW-11S	09/28/2016	ND	20.0000		20.0000
Lithium, Total	ug/L	MW-11S	11/30/2016		21.7000	*	20.0000
Lithium, Total	ug/L	MW-11S	01/26/2017	ND	20.0000		20.0000
Lithium, Total	ug/L	MW-11S	05/24/2017	ND	20.0000		20.0000
Lithium, Total	ug/L	MW-11S	08/09/2017		39.0000	*	20.0000
Lithium, Total	ug/L	MW-11S	05/29/2018	ND	20.0000		20.0000
Lithium, Total	ug/L	MW-11S	09/14/2018	ND	20.0000		20.0000
Lithium, Total	ug/L	MW-11S	05/15/2019	ND	20.0000		20.0000
Lithium, Total	ug/L	MW-11S	11/07/2019	ND	20.0000		20.0000
Lithium, Total	ug/L	MW-11S	05/27/2020		41.3000	*	20.0000
Lithium, Total	ug/L	MW-11S	11/05/2020	ND	20.0000		20.0000

* - Significantly increased over background.
** - Detect at limit for 100% NDs in background (NPPL only).
*** - Manual exclusion.
ND = Not Detected, Result = detection limit.

Table C-7

Historical Downgradient Data for Constituent-Well Combinations that Failed the Current Statistical Evaluation or are in Verification Resampling Mode

Constituent	Units	Well	Date		Result		Pred. Limit
Lithium, Total	ug/L	MW-11S	05/05/2021	ND	20.0000		20.0000
Lithium, Total	ug/L	MW-11S	11/01/2021	ND	20.0000		20.0000
Lithium, Total	ug/L	MW-11S	05/11/2022		25.1000	*	20.0000
Lithium, Total	ug/L	MW-12S	04/06/2016		215.0000	*	20.0000
Lithium, Total	ug/L	MW-12S	05/25/2016		196.0000	*	20.0000
Lithium, Total	ug/L	MW-12S	08/09/2016		193.0000	*	20.0000
Lithium, Total	ug/L	MW-12S	09/27/2016		176.0000	*	20.0000
Lithium, Total	ug/L	MW-12S	11/29/2016		189.0000	*	20.0000
Lithium, Total	ug/L	MW-12S	01/25/2017		158.0000	*	20.0000
Lithium, Total	ug/L	MW-12S	05/23/2017		155.0000	*	20.0000
Lithium, Total	ug/L	MW-12S	08/08/2017		160.0000	*	20.0000
Lithium, Total	ug/L	MW-12S	05/30/2018		106.0000	*	20.0000
Lithium, Total	ug/L	MW-12S	09/17/2018		116.0000	*	20.0000
Lithium, Total	ug/L	MW-12S	05/16/2019		127.0000	*	20.0000
Lithium, Total	ug/L	MW-12S	05/29/2020		97.5000	*	20.0000
Lithium, Total	ug/L	MW-12S	11/05/2020		84.6000	*	20.0000
Lithium, Total	ug/L	MW-12S	11/01/2021		73.2000	*	20.0000
Lithium, Total	ug/L	MW-12S	05/06/2022		67.8000	*	20.0000
Lithium, Total	ug/L	MW-13S	04/06/2016		89.0000	*	20.0000
Lithium, Total	ug/L	MW-13S	05/25/2016		105.0000	*	20.0000
Lithium, Total	ug/L	MW-13S	08/09/2016		116.0000	*	20.0000
Lithium, Total	ug/L	MW-13S	09/27/2016		119.0000	*	20.0000
Lithium, Total	ug/L	MW-13S	11/29/2016		148.0000	*	20.0000
Lithium, Total	ug/L	MW-13S	01/25/2017		143.0000	*	20.0000
Lithium, Total	ug/L	MW-13S	05/23/2017		116.0000	*	20.0000
Lithium, Total	ug/L	MW-13S	08/08/2017		107.0000	*	20.0000
Lithium, Total	ug/L	MW-13S	05/30/2018		91.4000	*	20.0000
Lithium, Total	ug/L	MW-13S	09/18/2018		84.6000	*	20.0000
Lithium, Total	ug/L	MW-13S	05/15/2019		99.7000	*	20.0000
Lithium, Total	ug/L	MW-13S	11/07/2019		75.1000	*	20.0000

* - Significantly increased over background.
** - Detect at limit for 100% NDs in background (NPPL only).
*** - Manual exclusion.
ND = Not Detected, Result = detection limit.

Table C-7

Historical Downgradient Data for Constituent-Well Combinations that Failed the Current Statistical Evaluation or are in Verification Resampling Mode

Constituent	Units	Well	Date		Result		Pred. Limit
Lithium, Total	ug/L	MW-13S	05/19/2020		83.6000	*	20.0000
Lithium, Total	ug/L	MW-13S	11/05/2020		69.3000	*	20.0000
Lithium, Total	ug/L	MW-13S	05/06/2021		62.5000	*	20.0000
Lithium, Total	ug/L	MW-13S	11/02/2021		73.3000	*	20.0000
Lithium, Total	ug/L	MW-13S	05/04/2022		62.2000	*	20.0000
Lithium, Total	ug/L	MW-4S	04/05/2016		23.9000	*	20.0000
Lithium, Total	ug/L	MW-4S	05/25/2016		21.5000	*	20.0000
Lithium, Total	ug/L	MW-4S	08/08/2016		20.7000	*	20.0000
Lithium, Total	ug/L	MW-4S	09/26/2016	ND	20.0000		20.0000
Lithium, Total	ug/L	MW-4S	11/29/2016		25.4000	*	20.0000
Lithium, Total	ug/L	MW-4S	01/24/2017		20.9000	*	20.0000
Lithium, Total	ug/L	MW-4S	05/22/2017	ND	20.0000		20.0000
Lithium, Total	ug/L	MW-4S	08/07/2017		22.2000	*	20.0000
Lithium, Total	ug/L	MW-4S	05/29/2018	ND	20.0000		20.0000
Lithium, Total	ug/L	MW-4S	09/14/2018	ND	20.0000		20.0000
Lithium, Total	ug/L	MW-4S	05/14/2019	ND	20.0000		20.0000
Lithium, Total	ug/L	MW-4S	06/05/2020	ND	20.0000		20.0000
Lithium, Total	ug/L	MW-4S	11/03/2020	ND	20.0000		20.0000
Lithium, Total	ug/L	MW-4S	11/01/2021		23.4000	*	20.0000
Lithium, Total	ug/L	MW-4S	05/04/2022	ND	20.0000		20.0000
Lithium, Total	ug/L	MW-5S	04/06/2016		89.6000	*	20.0000
Lithium, Total	ug/L	MW-5S	05/25/2016		78.3000	*	20.0000
Lithium, Total	ug/L	MW-5S	08/09/2016		75.3000	*	20.0000
Lithium, Total	ug/L	MW-5S	09/27/2016		76.3000	*	20.0000
Lithium, Total	ug/L	MW-5S	11/29/2016		94.6000	*	20.0000
Lithium, Total	ug/L	MW-5S	01/25/2017		85.7000	*	20.0000
Lithium, Total	ug/L	MW-5S	05/23/2017		57.4000	*	20.0000
Lithium, Total	ug/L	MW-5S	08/08/2017		63.9000	*	20.0000
Lithium, Total	ug/L	MW-5S	05/30/2018		57.5000	*	20.0000
Lithium, Total	ug/L	MW-5S	09/18/2018		52.8000	*	20.0000

* - Significantly increased over background.
** - Detect at limit for 100% NDs in background (NPPL only).
*** - Manual exclusion.
ND = Not Detected, Result = detection limit.

Table C-7

Historical Downgradient Data for Constituent-Well Combinations that Failed the Current Statistical Evaluation or are in Verification Resampling Mode

Constituent	Units	Well	Date		Result		Pred. Limit
Lithium, Total	ug/L	MW-5S	05/14/2019		59.9000	*	20.0000
Lithium, Total	ug/L	MW-5S	05/18/2020		54.9000	*	20.0000
Lithium, Total	ug/L	MW-5S	11/05/2020		41.7000	*	20.0000
Lithium, Total	ug/L	MW-5S	05/06/2021		42.2000	*	20.0000
Lithium, Total	ug/L	MW-5S	11/01/2021		46.2000	*	20.0000
Lithium, Total	ug/L	MW-5S	05/04/2022		46.5000	*	20.0000
Lithium, Total	ug/L	MW-6S	04/06/2016		112.0000	*	20.0000
Lithium, Total	ug/L	MW-6S	05/25/2016		99.0000	*	20.0000
Lithium, Total	ug/L	MW-6S	08/09/2016		102.0000	*	20.0000
Lithium, Total	ug/L	MW-6S	09/27/2016		89.1000	*	20.0000
Lithium, Total	ug/L	MW-6S	11/29/2016		101.0000	*	20.0000
Lithium, Total	ug/L	MW-6S	01/25/2017		114.0000	*	20.0000
Lithium, Total	ug/L	MW-6S	05/23/2017		99.0000	*	20.0000
Lithium, Total	ug/L	MW-6S	08/08/2017		86.5000	*	20.0000
Lithium, Total	ug/L	MW-6S	05/30/2018		75.8000	*	20.0000
Lithium, Total	ug/L	MW-6S	09/18/2018		58.4000	*	20.0000
Lithium, Total	ug/L	MW-6S	05/14/2019		117.0000	*	20.0000
Lithium, Total	ug/L	MW-6S	05/28/2020		84.5000	*	20.0000
Lithium, Total	ug/L	MW-6S	11/09/2020		61.9000	*	20.0000
Lithium, Total	ug/L	MW-6S	05/05/2021		62.6000	*	20.0000
Lithium, Total	ug/L	MW-6S	11/01/2021		73.0000	*	20.0000
Lithium, Total	ug/L	MW-6S	05/04/2022		71.2000	*	20.0000
Lithium, Total	ug/L	MW-7S	04/06/2016		116.0000	*	20.0000
Lithium, Total	ug/L	MW-7S	05/25/2016		110.0000	*	20.0000
Lithium, Total	ug/L	MW-7S	08/09/2016		109.0000	*	20.0000
Lithium, Total	ug/L	MW-7S	09/27/2016		101.0000	*	20.0000
Lithium, Total	ug/L	MW-7S	11/29/2016		128.0000	*	20.0000
Lithium, Total	ug/L	MW-7S	01/25/2017		145.0000	*	20.0000
Lithium, Total	ug/L	MW-7S	05/23/2017		135.0000	*	20.0000
Lithium, Total	ug/L	MW-7S	08/08/2017		131.0000	*	20.0000

* - Significantly increased over background.
** - Detect at limit for 100% NDs in background (NPPL only).
*** - Manual exclusion.
ND = Not Detected, Result = detection limit.

Table C-7

Historical Downgradient Data for Constituent-Well Combinations that Failed the Current Statistical Evaluation or are in Verification Resampling Mode

Constituent	Units	Well	Date		Result		Pred. Limit
Lithium, Total	ug/L	MW-7S	05/30/2018		103.0000	*	20.0000
Lithium, Total	ug/L	MW-7S	09/18/2018		94.3000	*	20.0000
Lithium, Total	ug/L	MW-7S	05/15/2019		106.0000	*	20.0000
Lithium, Total	ug/L	MW-7S	11/06/2019		89.8000	*	20.0000
Lithium, Total	ug/L	MW-7S	05/27/2020		87.1000	*	20.0000
Lithium, Total	ug/L	MW-7S	11/17/2020		86.8000	*	20.0000
Lithium, Total	ug/L	MW-7S	05/06/2021		81.7000	*	20.0000
Lithium, Total	ug/L	MW-7S	11/02/2021		85.8000	*	20.0000
Lithium, Total	ug/L	MW-7S	05/04/2022		86.7000	*	20.0000
Lithium, Total	ug/L	MW-8S	04/07/2016		182.0000	*	20.0000
Lithium, Total	ug/L	MW-8S	05/26/2016		135.0000	*	20.0000
Lithium, Total	ug/L	MW-8S	08/09/2016		204.0000	*	20.0000
Lithium, Total	ug/L	MW-8S	09/28/2016		184.0000	*	20.0000
Lithium, Total	ug/L	MW-8S	11/30/2016		184.0000	*	20.0000
Lithium, Total	ug/L	MW-8S	01/26/2017		155.0000	*	20.0000
Lithium, Total	ug/L	MW-8S	05/23/2017		94.0000	*	20.0000
Lithium, Total	ug/L	MW-8S	08/09/2017		73.8000	*	20.0000
Lithium, Total	ug/L	MW-8S	05/29/2018		132.0000	*	20.0000
Lithium, Total	ug/L	MW-8S	09/17/2018		147.0000	*	20.0000
Lithium, Total	ug/L	MW-8S	05/15/2019		124.0000	*	20.0000
Lithium, Total	ug/L	MW-8S	11/07/2019		174.0000	*	20.0000
Lithium, Total	ug/L	MW-8S	05/26/2020		124.0000	*	20.0000
Lithium, Total	ug/L	MW-8S	11/09/2020		188.0000	*	20.0000
Lithium, Total	ug/L	MW-8S	05/05/2021		123.0000	*	20.0000
Lithium, Total	ug/L	MW-8S	11/04/2021		137.0000	*	20.0000
Lithium, Total	ug/L	MW-8S	05/13/2022		101.0000	*	20.0000
Lithium, Total	ug/L	MW-9S	04/06/2016		126.0000	*	20.0000
Lithium, Total	ug/L	MW-9S	05/25/2016		110.0000	*	20.0000
Lithium, Total	ug/L	MW-9S	08/08/2016		103.0000	*	20.0000
Lithium, Total	ug/L	MW-9S	09/27/2016		84.9000	*	20.0000

* - Significantly increased over background.
** - Detect at limit for 100% NDs in background (NPPL only).
*** - Manual exclusion.
ND = Not Detected, Result = detection limit.

Table C-7

Historical Downgradient Data for Constituent-Well Combinations that Failed the Current Statistical Evaluation or are in Verification Resampling Mode

Constituent	Units	Well	Date		Result		Pred. Limit
Lithium, Total	ug/L	MW-9S	11/28/2016		116.0000	*	20.0000
Lithium, Total	ug/L	MW-9S	01/25/2017		114.0000	*	20.0000
Lithium, Total	ug/L	MW-9S	05/23/2017		86.7000	*	20.0000
Lithium, Total	ug/L	MW-9S	08/08/2017		90.6000	*	20.0000
Lithium, Total	ug/L	MW-9S	05/30/2018		93.3000	*	20.0000
Lithium, Total	ug/L	MW-9S	09/17/2018		89.4000	*	20.0000
Lithium, Total	ug/L	MW-9S	05/16/2019		70.3000	*	20.0000
Lithium, Total	ug/L	MW-9S	05/29/2020		86.0000	*	20.0000
Lithium, Total	ug/L	MW-9S	11/09/2020		72.7000	*	20.0000
Molybdenum, Total	ug/L	MW-10S	04/06/2016		324.0000	*	10.0000
Molybdenum, Total	ug/L	MW-10S	05/25/2016		299.0000	*	10.0000
Molybdenum, Total	ug/L	MW-10S	08/09/2016		279.0000	*	10.0000
Molybdenum, Total	ug/L	MW-10S	09/27/2016		247.0000	*	10.0000
Molybdenum, Total	ug/L	MW-10S	11/29/2016		241.0000	*	10.0000
Molybdenum, Total	ug/L	MW-10S	01/25/2017		200.0000	*	10.0000
Molybdenum, Total	ug/L	MW-10S	05/23/2017		219.0000	*	10.0000
Molybdenum, Total	ug/L	MW-10S	08/08/2017		166.0000	*	10.0000
Molybdenum, Total	ug/L	MW-10S	05/30/2018		138.0000	*	10.0000
Molybdenum, Total	ug/L	MW-10S	09/18/2018		117.0000	*	10.0000
Molybdenum, Total	ug/L	MW-10S	05/16/2019		93.4000	*	10.0000
Molybdenum, Total	ug/L	MW-10S	11/05/2019		93.4000	*	10.0000
Molybdenum, Total	ug/L	MW-10S	05/19/2020		82.7000	*	10.0000
Molybdenum, Total	ug/L	MW-10S	11/05/2020		77.4000	*	10.0000
Molybdenum, Total	ug/L	MW-10S	05/06/2021		72.2000	*	10.0000
Molybdenum, Total	ug/L	MW-10S	11/02/2021		71.2000	*	10.0000
Molybdenum, Total	ug/L	MW-10S	05/02/2022		65.0000	*	10.0000
Molybdenum, Total	ug/L	MW-11S	04/07/2016		77.3000	*	10.0000
Molybdenum, Total	ug/L	MW-11S	05/26/2016		81.5000	*	10.0000
Molybdenum, Total	ug/L	MW-11S	08/10/2016		82.0000	*	10.0000
Molybdenum, Total	ug/L	MW-11S	09/28/2016		80.7000	*	10.0000

* - Significantly increased over background.
** - Detect at limit for 100% NDs in background (NPPL only).
*** - Manual exclusion.
ND = Not Detected, Result = detection limit.

Table C-7

Historical Downgradient Data for Constituent-Well Combinations that Failed the Current Statistical Evaluation or are in Verification Resampling Mode

Constituent	Units	Well	Date		Result		Pred. Limit
Molybdenum, Total	ug/L	MW-11S	11/30/2016		82.9000	*	10.0000
Molybdenum, Total	ug/L	MW-11S	01/26/2017		83.4000	*	10.0000
Molybdenum, Total	ug/L	MW-11S	05/24/2017		78.7000	*	10.0000
Molybdenum, Total	ug/L	MW-11S	08/09/2017		73.5000	*	10.0000
Molybdenum, Total	ug/L	MW-11S	05/29/2018		73.3000	*	10.0000
Molybdenum, Total	ug/L	MW-11S	09/14/2018		74.4000	*	10.0000
Molybdenum, Total	ug/L	MW-11S	05/15/2019		73.2000	*	10.0000
Molybdenum, Total	ug/L	MW-11S	11/07/2019		75.9000	*	10.0000
Molybdenum, Total	ug/L	MW-11S	05/27/2020		83.3000	*	10.0000
Molybdenum, Total	ug/L	MW-11S	11/05/2020		80.6000	*	10.0000
Molybdenum, Total	ug/L	MW-11S	05/05/2021		77.6000	*	10.0000
Molybdenum, Total	ug/L	MW-11S	11/01/2021		76.1000	*	10.0000
Molybdenum, Total	ug/L	MW-11S	05/11/2022		82.5000	*	10.0000
Molybdenum, Total	ug/L	MW-12S	04/06/2016		256.0000	*	10.0000
Molybdenum, Total	ug/L	MW-12S	05/25/2016		274.0000	*	10.0000
Molybdenum, Total	ug/L	MW-12S	08/09/2016		279.0000	*	10.0000
Molybdenum, Total	ug/L	MW-12S	09/27/2016		265.0000	*	10.0000
Molybdenum, Total	ug/L	MW-12S	11/29/2016		269.0000	*	10.0000
Molybdenum, Total	ug/L	MW-12S	01/25/2017		227.0000	*	10.0000
Molybdenum, Total	ug/L	MW-12S	05/23/2017		273.0000	*	10.0000
Molybdenum, Total	ug/L	MW-12S	08/08/2017		283.0000	*	10.0000
Molybdenum, Total	ug/L	MW-12S	05/30/2018		287.0000	*	10.0000
Molybdenum, Total	ug/L	MW-12S	09/17/2018		294.0000	*	10.0000
Molybdenum, Total	ug/L	MW-12S	05/16/2019		241.0000	*	10.0000
Molybdenum, Total	ug/L	MW-12S	05/29/2020		198.0000	*	10.0000
Molybdenum, Total	ug/L	MW-12S	11/05/2020		196.0000	*	10.0000
Molybdenum, Total	ug/L	MW-12S	11/01/2021		144.0000	*	10.0000
Molybdenum, Total	ug/L	MW-12S	05/06/2022		118.0000	*	10.0000
Molybdenum, Total	ug/L	MW-13S	04/06/2016		577.0000	*	10.0000
Molybdenum, Total	ug/L	MW-13S	05/25/2016		563.0000	*	10.0000

* - Significantly increased over background.
** - Detect at limit for 100% NDs in background (NPPL only).
*** - Manual exclusion.
ND = Not Detected, Result = detection limit.

Table C-7

Historical Downgradient Data for Constituent-Well Combinations that Failed the Current Statistical Evaluation or are in Verification Resampling Mode

Constituent	Units	Well	Date		Result		Pred. Limit
Molybdenum, Total	ug/L	MW-13S	08/09/2016		552.0000	*	10.0000
Molybdenum, Total	ug/L	MW-13S	09/27/2016		517.0000	*	10.0000
Molybdenum, Total	ug/L	MW-13S	11/29/2016		517.0000	*	10.0000
Molybdenum, Total	ug/L	MW-13S	01/25/2017		481.0000	*	10.0000
Molybdenum, Total	ug/L	MW-13S	05/23/2017		508.0000	*	10.0000
Molybdenum, Total	ug/L	MW-13S	08/08/2017		511.0000	*	10.0000
Molybdenum, Total	ug/L	MW-13S	05/30/2018		720.0000	*	10.0000
Molybdenum, Total	ug/L	MW-13S	09/18/2018		770.0000	*	10.0000
Molybdenum, Total	ug/L	MW-13S	05/15/2019		782.0000	*	10.0000
Molybdenum, Total	ug/L	MW-13S	11/07/2019		809.0000	*	10.0000
Molybdenum, Total	ug/L	MW-13S	05/19/2020		746.0000	*	10.0000
Molybdenum, Total	ug/L	MW-13S	11/05/2020		722.0000	*	10.0000
Molybdenum, Total	ug/L	MW-13S	05/06/2021		692.0000	*	10.0000
Molybdenum, Total	ug/L	MW-13S	11/02/2021		553.0000	*	10.0000
Molybdenum, Total	ug/L	MW-13S	05/04/2022		557.0000	*	10.0000
Molybdenum, Total	ug/L	MW-1S	04/07/2016		456.0000	*	10.0000
Molybdenum, Total	ug/L	MW-1S	05/26/2016		309.0000	*	10.0000
Molybdenum, Total	ug/L	MW-1S	08/09/2016		199.0000	*	10.0000
Molybdenum, Total	ug/L	MW-1S	09/27/2016		167.0000	*	10.0000
Molybdenum, Total	ug/L	MW-1S	11/29/2016		151.0000	*	10.0000
Molybdenum, Total	ug/L	MW-1S	01/26/2017		247.0000	*	10.0000
Molybdenum, Total	ug/L	MW-1S	05/23/2017		106.0000	*	10.0000
Molybdenum, Total	ug/L	MW-1S	08/09/2017		88.6000	*	10.0000
Molybdenum, Total	ug/L	MW-1S	05/29/2018		57.9000	*	10.0000
Molybdenum, Total	ug/L	MW-1S	09/17/2018		51.8000	*	10.0000
Molybdenum, Total	ug/L	MW-1S	05/15/2019		50.5000	*	10.0000
Molybdenum, Total	ug/L	MW-1S	11/07/2019		28.9000	*	10.0000
Molybdenum, Total	ug/L	MW-1S	05/26/2020		37.2000	*	10.0000
Molybdenum, Total	ug/L	MW-1S	11/06/2020		25.4000	*	10.0000
Molybdenum, Total	ug/L	MW-1S	05/05/2021		24.8000	*	10.0000

* - Significantly increased over background.
** - Detect at limit for 100% NDs in background (NPPL only).
*** - Manual exclusion.
ND = Not Detected, Result = detection limit.

Table C-7

Historical Downgradient Data for Constituent-Well Combinations that Failed the Current Statistical Evaluation or are in Verification Resampling Mode

Constituent	Units	Well	Date		Result		Pred. Limit
Molybdenum, Total	ug/L	MW-1S	11/03/2021		28.1000	*	10.0000
Molybdenum, Total	ug/L	MW-1S	05/09/2022		25.9000	*	10.0000
Molybdenum, Total	ug/L	MW-2S	04/05/2016		458.0000	*	10.0000
Molybdenum, Total	ug/L	MW-2S	05/24/2016		352.0000	*	10.0000
Molybdenum, Total	ug/L	MW-2S	08/08/2016		248.0000	*	10.0000
Molybdenum, Total	ug/L	MW-2S	09/26/2016		179.0000	*	10.0000
Molybdenum, Total	ug/L	MW-2S	11/28/2016		190.0000	*	10.0000
Molybdenum, Total	ug/L	MW-2S	01/24/2017		214.0000	*	10.0000
Molybdenum, Total	ug/L	MW-2S	05/22/2017		135.0000	*	10.0000
Molybdenum, Total	ug/L	MW-2S	08/07/2017		141.0000	*	10.0000
Molybdenum, Total	ug/L	MW-2S	05/29/2018		78.3000	*	10.0000
Molybdenum, Total	ug/L	MW-2S	09/17/2018		85.2000	*	10.0000
Molybdenum, Total	ug/L	MW-2S	05/14/2019		36.7000	*	10.0000
Molybdenum, Total	ug/L	MW-2S	11/05/2019		31.4000	*	10.0000
Molybdenum, Total	ug/L	MW-2S	05/19/2020		27.8000	*	10.0000
Molybdenum, Total	ug/L	MW-2S	11/04/2020		36.0000	*	10.0000
Molybdenum, Total	ug/L	MW-2S	05/03/2021		35.0000	*	10.0000
Molybdenum, Total	ug/L	MW-2S	11/01/2021		38.4000	*	10.0000
Molybdenum, Total	ug/L	MW-2S	05/04/2022		15.5000	*	10.0000
Molybdenum, Total	ug/L	MW-3S	04/05/2016		139.0000	*	10.0000
Molybdenum, Total	ug/L	MW-3S	05/25/2016		124.0000	*	10.0000
Molybdenum, Total	ug/L	MW-3S	08/08/2016		97.6000	*	10.0000
Molybdenum, Total	ug/L	MW-3S	09/26/2016		77.7000	*	10.0000
Molybdenum, Total	ug/L	MW-3S	11/28/2016		98.4000	*	10.0000
Molybdenum, Total	ug/L	MW-3S	01/24/2017		88.9000	*	10.0000
Molybdenum, Total	ug/L	MW-3S	05/22/2017		63.9000	*	10.0000
Molybdenum, Total	ug/L	MW-3S	08/07/2017		64.3000	*	10.0000
Molybdenum, Total	ug/L	MW-3S	05/29/2018		78.8000	*	10.0000
Molybdenum, Total	ug/L	MW-3S	09/17/2018		52.2000	*	10.0000
Molybdenum, Total	ug/L	MW-3S	05/14/2019		43.2000	*	10.0000

* - Significantly increased over background.
** - Detect at limit for 100% NDs in background (NPPL only).
*** - Manual exclusion.
ND = Not Detected, Result = detection limit.

Table C-7

Historical Downgradient Data for Constituent-Well Combinations that Failed the Current Statistical Evaluation or are in Verification Resampling Mode

Constituent	Units	Well	Date		Result		Pred. Limit
Molybdenum, Total	ug/L	MW-3S	11/05/2019		41.6000	*	10.0000
Molybdenum, Total	ug/L	MW-3S	05/18/2020		49.2000	*	10.0000
Molybdenum, Total	ug/L	MW-3S	11/03/2020		40.6000	*	10.0000
Molybdenum, Total	ug/L	MW-3S	05/03/2021		36.1000	*	10.0000
Molybdenum, Total	ug/L	MW-3S	11/01/2021		46.7000	*	10.0000
Molybdenum, Total	ug/L	MW-3S	05/02/2022		32.9000	*	10.0000
Molybdenum, Total	ug/L	MW-5S	04/06/2016		251.0000	*	10.0000
Molybdenum, Total	ug/L	MW-5S	05/25/2016		266.0000	*	10.0000
Molybdenum, Total	ug/L	MW-5S	08/09/2016		266.0000	*	10.0000
Molybdenum, Total	ug/L	MW-5S	09/27/2016		275.0000	*	10.0000
Molybdenum, Total	ug/L	MW-5S	11/29/2016		321.0000	*	10.0000
Molybdenum, Total	ug/L	MW-5S	01/25/2017		313.0000	*	10.0000
Molybdenum, Total	ug/L	MW-5S	05/23/2017		319.0000	*	10.0000
Molybdenum, Total	ug/L	MW-5S	08/08/2017		307.0000	*	10.0000
Molybdenum, Total	ug/L	MW-5S	05/30/2018		265.0000	*	10.0000
Molybdenum, Total	ug/L	MW-5S	09/18/2018		254.0000	*	10.0000
Molybdenum, Total	ug/L	MW-5S	05/14/2019		231.0000	*	10.0000
Molybdenum, Total	ug/L	MW-5S	05/18/2020		218.0000	*	10.0000
Molybdenum, Total	ug/L	MW-5S	11/05/2020		182.0000	*	10.0000
Molybdenum, Total	ug/L	MW-5S	05/06/2021		131.0000	*	10.0000
Molybdenum, Total	ug/L	MW-5S	11/01/2021		152.0000	*	10.0000
Molybdenum, Total	ug/L	MW-5S	05/04/2022		122.0000	*	10.0000
Molybdenum, Total	ug/L	MW-6S	04/06/2016		309.0000	*	10.0000
Molybdenum, Total	ug/L	MW-6S	05/25/2016		261.0000	*	10.0000
Molybdenum, Total	ug/L	MW-6S	08/09/2016		240.0000	*	10.0000
Molybdenum, Total	ug/L	MW-6S	09/27/2016		226.0000	*	10.0000
Molybdenum, Total	ug/L	MW-6S	11/29/2016		243.0000	*	10.0000
Molybdenum, Total	ug/L	MW-6S	01/25/2017		166.0000	*	10.0000
Molybdenum, Total	ug/L	MW-6S	05/23/2017		142.0000	*	10.0000
Molybdenum, Total	ug/L	MW-6S	08/08/2017		185.0000	*	10.0000

* - Significantly increased over background.
** - Detect at limit for 100% NDs in background (NPPL only).
*** - Manual exclusion.
ND = Not Detected, Result = detection limit.

Table C-7

Historical Downgradient Data for Constituent-Well Combinations that Failed the Current Statistical Evaluation or are in Verification Resampling Mode

Constituent	Units	Well	Date		Result		Pred. Limit
Molybdenum, Total	ug/L	MW-6S	05/30/2018		150.0000	*	10.0000
Molybdenum, Total	ug/L	MW-6S	09/18/2018		157.0000	*	10.0000
Molybdenum, Total	ug/L	MW-6S	05/14/2019		65.6000	*	10.0000
Molybdenum, Total	ug/L	MW-6S	05/28/2020		146.0000	*	10.0000
Molybdenum, Total	ug/L	MW-6S	11/09/2020		211.0000	*	10.0000
Molybdenum, Total	ug/L	MW-6S	05/05/2021		216.0000	*	10.0000
Molybdenum, Total	ug/L	MW-6S	11/01/2021		186.0000	*	10.0000
Molybdenum, Total	ug/L	MW-6S	05/04/2022		150.0000	*	10.0000
Molybdenum, Total	ug/L	MW-7S	04/06/2016		435.0000	*	10.0000
Molybdenum, Total	ug/L	MW-7S	05/25/2016		448.0000	*	10.0000
Molybdenum, Total	ug/L	MW-7S	08/09/2016		477.0000	*	10.0000
Molybdenum, Total	ug/L	MW-7S	09/27/2016		468.0000	*	10.0000
Molybdenum, Total	ug/L	MW-7S	11/29/2016		486.0000	*	10.0000
Molybdenum, Total	ug/L	MW-7S	01/25/2017		439.0000	*	10.0000
Molybdenum, Total	ug/L	MW-7S	05/23/2017		429.0000	*	10.0000
Molybdenum, Total	ug/L	MW-7S	08/08/2017		425.0000	*	10.0000
Molybdenum, Total	ug/L	MW-7S	05/30/2018		528.0000	*	10.0000
Molybdenum, Total	ug/L	MW-7S	09/18/2018		518.0000	*	10.0000
Molybdenum, Total	ug/L	MW-7S	05/15/2019		575.0000	*	10.0000
Molybdenum, Total	ug/L	MW-7S	11/06/2019		608.0000	*	10.0000
Molybdenum, Total	ug/L	MW-7S	05/27/2020		705.0000	*	10.0000
Molybdenum, Total	ug/L	MW-7S	11/17/2020		681.0000	*	10.0000
Molybdenum, Total	ug/L	MW-7S	05/06/2021		676.0000	*	10.0000
Molybdenum, Total	ug/L	MW-7S	11/02/2021		625.0000	*	10.0000
Molybdenum, Total	ug/L	MW-7S	05/04/2022		582.0000	*	10.0000
Molybdenum, Total	ug/L	MW-8S	04/07/2016		258.0000	*	10.0000
Molybdenum, Total	ug/L	MW-8S	05/26/2016		210.0000	*	10.0000
Molybdenum, Total	ug/L	MW-8S	08/09/2016		329.0000	*	10.0000
Molybdenum, Total	ug/L	MW-8S	09/28/2016		331.0000	*	10.0000
Molybdenum, Total	ug/L	MW-8S	11/30/2016		389.0000	*	10.0000

* - Significantly increased over background.
** - Detect at limit for 100% NDs in background (NPPL only).
*** - Manual exclusion.
ND = Not Detected, Result = detection limit.

Table C-7

Historical Downgradient Data for Constituent-Well Combinations that Failed the Current Statistical Evaluation or are in Verification Resampling Mode

Constituent	Units	Well	Date		Result		Pred. Limit
Molybdenum, Total	ug/L	MW-8S	01/26/2017		294.0000	*	10.0000
Molybdenum, Total	ug/L	MW-8S	05/23/2017		208.0000	*	10.0000
Molybdenum, Total	ug/L	MW-8S	08/09/2017		150.0000	*	10.0000
Molybdenum, Total	ug/L	MW-8S	05/29/2018		419.0000	*	10.0000
Molybdenum, Total	ug/L	MW-8S	09/17/2018		311.0000	*	10.0000
Molybdenum, Total	ug/L	MW-8S	05/15/2019		329.0000	*	10.0000
Molybdenum, Total	ug/L	MW-8S	11/07/2019		530.0000	*	10.0000
Molybdenum, Total	ug/L	MW-8S	05/26/2020		306.0000	*	10.0000
Molybdenum, Total	ug/L	MW-8S	11/09/2020		532.0000	*	10.0000
Molybdenum, Total	ug/L	MW-8S	05/05/2021		354.0000	*	10.0000
Molybdenum, Total	ug/L	MW-8S	11/04/2021		270.0000	*	10.0000
Molybdenum, Total	ug/L	MW-8S	05/13/2022		165.0000	*	10.0000
Molybdenum, Total	ug/L	MW-9S	04/06/2016		519.0000	*	10.0000
Molybdenum, Total	ug/L	MW-9S	05/25/2016		438.0000	*	10.0000
Molybdenum, Total	ug/L	MW-9S	08/08/2016		374.0000	*	10.0000
Molybdenum, Total	ug/L	MW-9S	09/27/2016		344.0000	*	10.0000
Molybdenum, Total	ug/L	MW-9S	11/28/2016		368.0000	*	10.0000
Molybdenum, Total	ug/L	MW-9S	01/25/2017		290.0000	*	10.0000
Molybdenum, Total	ug/L	MW-9S	05/23/2017		217.0000	*	10.0000
Molybdenum, Total	ug/L	MW-9S	08/08/2017		191.0000	*	10.0000
Molybdenum, Total	ug/L	MW-9S	05/30/2018		116.0000	*	10.0000
Molybdenum, Total	ug/L	MW-9S	09/17/2018		98.4000	*	10.0000
Molybdenum, Total	ug/L	MW-9S	05/16/2019		118.0000	*	10.0000
Molybdenum, Total	ug/L	MW-9S	05/29/2020		93.9000	*	10.0000
Molybdenum, Total	ug/L	MW-9S	11/09/2020		201.0000	*	10.0000
Selenium, Total	ug/L	MW-12S	04/06/2016	ND	10.0000		2.1000
Selenium, Total	ug/L	MW-12S	05/25/2016	ND	10.0000		2.1000
Selenium, Total	ug/L	MW-12S	08/09/2016	ND	10.0000		2.1000
Selenium, Total	ug/L	MW-12S	09/27/2016	ND	10.0000		2.1000
Selenium, Total	ug/L	MW-12S	11/29/2016	ND	10.0000		2.1000

* - Significantly increased over background.
** - Detect at limit for 100% NDs in background (NPPL only).
*** - Manual exclusion.
ND = Not Detected, Result = detection limit.

Table C-7

Historical Downgradient Data for Constituent-Well Combinations that Failed the Current Statistical Evaluation or are in Verification Resampling Mode

Constituent	Units	Well	Date		Result		Pred. Limit
Selenium, Total	ug/L	MW-12S	01/25/2017	ND	10.0000		2.1000
Selenium, Total	ug/L	MW-12S	05/23/2017	ND	10.0000		2.1000
Selenium, Total	ug/L	MW-12S	08/08/2017	ND	10.0000		2.1000
Selenium, Total	ug/L	MW-12S	05/30/2018	ND	10.0000		2.1000
Selenium, Total	ug/L	MW-12S	09/17/2018	ND	1.0000		2.1000
Selenium, Total	ug/L	MW-12S	05/16/2019		1.4000		2.1000
Selenium, Total	ug/L	MW-12S	05/29/2020	ND	1.0000		2.1000
Selenium, Total	ug/L	MW-12S	11/05/2020	ND	1.0000		2.1000
Selenium, Total	ug/L	MW-12S	11/01/2021		10.7000	*	2.1000
Selenium, Total	ug/L	MW-12S	05/06/2022		26.3000	*	2.1000
Selenium, Total	ug/L	MW-3S	04/05/2016		11.1000	*	2.1000
Selenium, Total	ug/L	MW-3S	05/25/2016		10.7000	*	2.1000
Selenium, Total	ug/L	MW-3S	08/08/2016		15.0000	*	2.1000
Selenium, Total	ug/L	MW-3S	09/26/2016	ND	10.0000		2.1000
Selenium, Total	ug/L	MW-3S	11/28/2016	ND	10.0000		2.1000
Selenium, Total	ug/L	MW-3S	01/24/2017	ND	10.0000		2.1000
Selenium, Total	ug/L	MW-3S	05/22/2017	ND	10.0000		2.1000
Selenium, Total	ug/L	MW-3S	08/07/2017	ND	10.0000		2.1000
Selenium, Total	ug/L	MW-3S	05/29/2018	ND	10.0000		2.1000
Selenium, Total	ug/L	MW-3S	09/17/2018		3.4000	*	2.1000
Selenium, Total	ug/L	MW-3S	05/14/2019		16.5000	*	2.1000
Selenium, Total	ug/L	MW-3S	11/05/2019	ND	1.0000		2.1000
Selenium, Total	ug/L	MW-3S	05/18/2020		8.2000	*	2.1000
Selenium, Total	ug/L	MW-3S	11/03/2020		1.5000		2.1000
Selenium, Total	ug/L	MW-3S	05/03/2021		9.5000	*	2.1000
Selenium, Total	ug/L	MW-3S	11/01/2021		3.6000	*	2.1000
Selenium, Total	ug/L	MW-3S	05/02/2022		26.4000	*	2.1000
Selenium, Total	ug/L	MW-4S	04/05/2016		50.8000	*	2.1000
Selenium, Total	ug/L	MW-4S	05/25/2016		31.5000	*	2.1000
Selenium, Total	ug/L	MW-4S	08/08/2016		35.6000	*	2.1000

* - Significantly increased over background.
** - Detect at limit for 100% NDs in background (NPPL only).
*** - Manual exclusion.
ND = Not Detected, Result = detection limit.

Table C-7

Historical Downgradient Data for Constituent-Well Combinations that Failed the Current Statistical Evaluation or are in Verification Resampling Mode

Constituent	Units	Well	Date		Result		Pred. Limit
Selenium, Total	ug/L	MW-4S	09/26/2016		13.4000	*	2.1000
Selenium, Total	ug/L	MW-4S	11/29/2016		39.0000	*	2.1000
Selenium, Total	ug/L	MW-4S	01/24/2017		19.6000	*	2.1000
Selenium, Total	ug/L	MW-4S	05/22/2017		20.5000	*	2.1000
Selenium, Total	ug/L	MW-4S	08/07/2017		19.9000	*	2.1000
Selenium, Total	ug/L	MW-4S	05/29/2018	ND	10.0000		2.1000
Selenium, Total	ug/L	MW-4S	09/14/2018		33.8000	*	2.1000
Selenium, Total	ug/L	MW-4S	05/14/2019		16.1000	*	2.1000
Selenium, Total	ug/L	MW-4S	06/05/2020		12.4000	*	2.1000
Selenium, Total	ug/L	MW-4S	11/03/2020		41.4000	*	2.1000
Selenium, Total	ug/L	MW-4S	11/01/2021		20.3000	*	2.1000
Selenium, Total	ug/L	MW-4S	05/04/2022		119.0000	*	2.1000
Selenium, Total	ug/L	MW-6S	04/06/2016	ND	10.0000		2.1000
Selenium, Total	ug/L	MW-6S	05/25/2016	ND	10.0000		2.1000
Selenium, Total	ug/L	MW-6S	08/09/2016	ND	10.0000		2.1000
Selenium, Total	ug/L	MW-6S	09/27/2016	ND	10.0000		2.1000
Selenium, Total	ug/L	MW-6S	11/29/2016	ND	10.0000		2.1000
Selenium, Total	ug/L	MW-6S	01/25/2017	ND	10.0000		2.1000
Selenium, Total	ug/L	MW-6S	05/23/2017	ND	10.0000		2.1000
Selenium, Total	ug/L	MW-6S	08/08/2017	ND	10.0000		2.1000
Selenium, Total	ug/L	MW-6S	05/30/2018	ND	10.0000		2.1000
Selenium, Total	ug/L	MW-6S	09/18/2018		2.0000		2.1000
Selenium, Total	ug/L	MW-6S	05/14/2019		1.7000		2.1000
Selenium, Total	ug/L	MW-6S	05/28/2020		3.7000	*	2.1000
Selenium, Total	ug/L	MW-6S	11/09/2020	ND	1.0000		2.1000
Selenium, Total	ug/L	MW-6S	05/05/2021		3.9000	*	2.1000
Selenium, Total	ug/L	MW-6S	11/01/2021		6.0000	*	2.1000
Selenium, Total	ug/L	MW-6S	05/04/2022		4.4000	*	2.1000
Selenium, Total	ug/L	MW-8S	04/07/2016	ND	10.0000		2.1000
Selenium, Total	ug/L	MW-8S	05/26/2016		11.0000	*	2.1000

* - Significantly increased over background.
** - Detect at limit for 100% NDs in background (NPPL only).
*** - Manual exclusion.
ND = Not Detected, Result = detection limit.

Table C-7

Historical Downgradient Data for Constituent-Well Combinations that Failed the Current Statistical Evaluation or are in Verification Resampling Mode

Constituent	Units	Well	Date		Result		Pred. Limit
Selenium, Total	ug/L	MW-8S	08/09/2016	ND	10.0000		2.1000
Selenium, Total	ug/L	MW-8S	09/28/2016	ND	10.0000		2.1000
Selenium, Total	ug/L	MW-8S	11/30/2016	ND	10.0000		2.1000
Selenium, Total	ug/L	MW-8S	01/26/2017	ND	10.0000		2.1000
Selenium, Total	ug/L	MW-8S	05/23/2017	ND	10.0000		2.1000
Selenium, Total	ug/L	MW-8S	08/09/2017	ND	10.0000		2.1000
Selenium, Total	ug/L	MW-8S	05/29/2018	ND	10.0000		2.1000
Selenium, Total	ug/L	MW-8S	09/17/2018	ND	1.0000		2.1000
Selenium, Total	ug/L	MW-8S	05/15/2019		1.6000		2.1000
Selenium, Total	ug/L	MW-8S	11/07/2019	ND	1.0000		2.1000
Selenium, Total	ug/L	MW-8S	05/26/2020		2.4000	*	2.1000
Selenium, Total	ug/L	MW-8S	11/09/2020	ND	1.0000		2.1000
Selenium, Total	ug/L	MW-8S	05/05/2021		2.1000		2.1000
Selenium, Total	ug/L	MW-8S	11/04/2021		1.3000		2.1000
Selenium, Total	ug/L	MW-8S	05/13/2022		5.2000	*	2.1000
Selenium, Total	ug/L	MW-9S	04/06/2016	ND	10.0000		2.1000
Selenium, Total	ug/L	MW-9S	05/25/2016	ND	10.0000		2.1000
Selenium, Total	ug/L	MW-9S	08/08/2016	ND	10.0000		2.1000
Selenium, Total	ug/L	MW-9S	09/27/2016	ND	10.0000		2.1000
Selenium, Total	ug/L	MW-9S	11/28/2016	ND	10.0000		2.1000
Selenium, Total	ug/L	MW-9S	01/25/2017	ND	10.0000		2.1000
Selenium, Total	ug/L	MW-9S	05/23/2017	ND	10.0000		2.1000
Selenium, Total	ug/L	MW-9S	08/08/2017	ND	10.0000		2.1000
Selenium, Total	ug/L	MW-9S	05/30/2018		146.0000	*	2.1000
Selenium, Total	ug/L	MW-9S	09/17/2018		66.0000	*	2.1000
Selenium, Total	ug/L	MW-9S	05/16/2019		2.0000		2.1000
Selenium, Total	ug/L	MW-9S	05/29/2020		120.0000	*	2.1000
Selenium, Total	ug/L	MW-9S	11/09/2020		15.9000	*	2.1000

* - Significantly increased over background.
** - Detect at limit for 100% NDs in background (NPPL only).
*** - Manual exclusion.
ND = Not Detected, Result = detection limit.

False Positive and False Negative Rates for Current Upgradient vs. Downgradient Monitoring Program

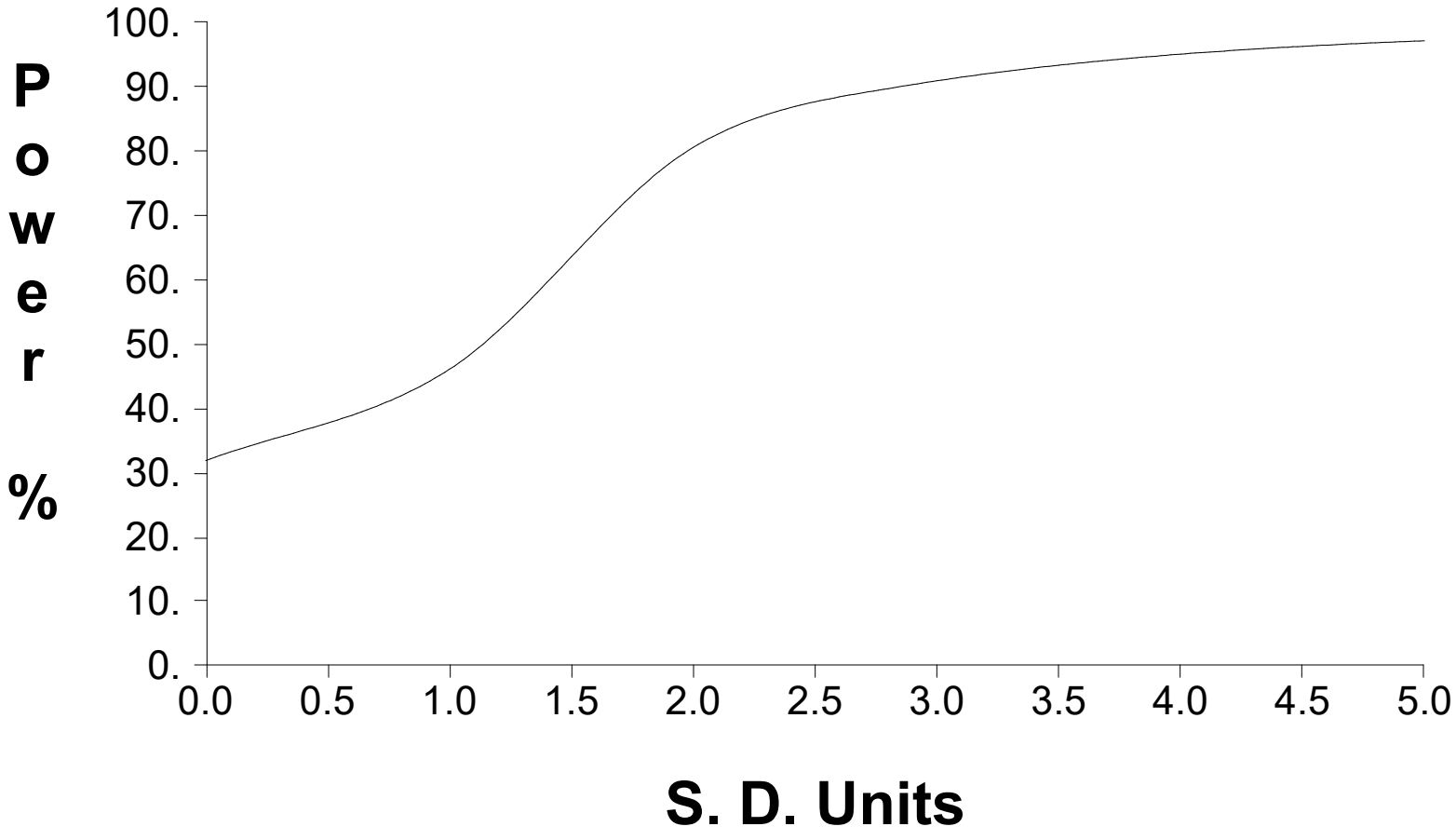

Table C-1

Upgradient Data

Constituent	Units	Well	Date		Result	Adjusted	
Antimony, Total	ug/L	MW-15D	09/18/2018	ND	1.0000		
Antimony, Total	ug/L	MW-15D	11/29/2018	ND	1.0000		
Antimony, Total	ug/L	MW-15D	02/04/2019	ND	1.0000		
Antimony, Total	ug/L	MW-15D	03/25/2019	ND	1.0000		
Antimony, Total	ug/L	MW-15D	05/14/2019	ND	1.0000		
Antimony, Total	ug/L	MW-15D	07/24/2019	ND	1.0000		
Antimony, Total	ug/L	MW-15D	11/05/2019	ND	1.0000		
Antimony, Total	ug/L	MW-15D	01/29/2020	ND	1.0000		
Antimony, Total	ug/L	MW-15D	05/27/2020	ND	1.0000		
Antimony, Total	ug/L	MW-15D	11/03/2020	ND	1.0000		
Antimony, Total	ug/L	MW-15D	05/06/2021	ND	1.0000		
Antimony, Total	ug/L	MW-15D	11/03/2021	ND	1.0000		
Antimony, Total	ug/L	MW-15D	05/11/2022	ND	1.0000		
Arsenic, Total	ug/L	MW-15D	09/18/2018		1.3000		
Arsenic, Total	ug/L	MW-15D	11/29/2018		1.2000		
Arsenic, Total	ug/L	MW-15D	02/04/2019		1.3000		
Arsenic, Total	ug/L	MW-15D	03/25/2019		1.1000		
Arsenic, Total	ug/L	MW-15D	05/14/2019		1.0000		
Arsenic, Total	ug/L	MW-15D	07/24/2019		1.1000		
Arsenic, Total	ug/L	MW-15D	11/05/2019		1.1000		
Arsenic, Total	ug/L	MW-15D	01/29/2020		1.1000		
Arsenic, Total	ug/L	MW-15D	05/27/2020		1.2000		
Arsenic, Total	ug/L	MW-15D	11/03/2020		1.7000		
Arsenic, Total	ug/L	MW-15D	05/06/2021		1.1000		
Arsenic, Total	ug/L	MW-15D	11/03/2021		1.2000		
Arsenic, Total	ug/L	MW-15D	05/11/2022		1.2000		
Barium, Total	ug/L	MW-15D	09/18/2018		71.4000		
Barium, Total	ug/L	MW-15D	11/29/2018		67.8000		
Barium, Total	ug/L	MW-15D	02/04/2019		69.6000		
Barium, Total	ug/L	MW-15D	03/25/2019		68.4000		
Barium, Total	ug/L	MW-15D	05/14/2019		65.6000		
Barium, Total	ug/L	MW-15D	07/24/2019		64.6000		
Barium, Total	ug/L	MW-15D	11/05/2019		65.3000		

* - Outlier for that well and constituent.
** - ND value replaced with median RL.
*** - ND value replaced with manual RL.
ND = Not detected, Result = detection limit.

Table C-1

Upgradient Data

Constituent	Units	Well	Date		Result	Adjusted	
Barium, Total	ug/L	MW-15D	01/29/2020		65.2000		
Barium, Total	ug/L	MW-15D	05/27/2020		64.2000		
Barium, Total	ug/L	MW-15D	11/03/2020		63.2000		
Barium, Total	ug/L	MW-15D	05/06/2021		68.9000		
Barium, Total	ug/L	MW-15D	11/03/2021		69.2000		
Barium, Total	ug/L	MW-15D	05/11/2022		75.1000		
Beryllium, Total	ug/L	MW-15D	09/18/2018	ND	0.2000		
Beryllium, Total	ug/L	MW-15D	11/29/2018	ND	0.2000		
Beryllium, Total	ug/L	MW-15D	02/04/2019	ND	0.2000		
Beryllium, Total	ug/L	MW-15D	03/25/2019	ND	0.2000		
Beryllium, Total	ug/L	MW-15D	05/14/2019	ND	0.2000		
Beryllium, Total	ug/L	MW-15D	07/24/2019	ND	0.2000		
Beryllium, Total	ug/L	MW-15D	11/05/2019	ND	0.2000		
Beryllium, Total	ug/L	MW-15D	01/29/2020	ND	0.2000		
Beryllium, Total	ug/L	MW-15D	05/27/2020	ND	0.2000		
Beryllium, Total	ug/L	MW-15D	11/03/2020	ND	0.2000		
Beryllium, Total	ug/L	MW-15D	05/06/2021	ND	0.2000		
Beryllium, Total	ug/L	MW-15D	05/11/2022	ND	0.2000		
Cadmium, Total	ug/L	MW-15D	09/18/2018	ND	2.0000		
Cadmium, Total	ug/L	MW-15D	11/29/2018	ND	2.0000		
Cadmium, Total	ug/L	MW-15D	02/04/2019	ND	2.0000		
Cadmium, Total	ug/L	MW-15D	03/25/2019	ND	2.0000		
Cadmium, Total	ug/L	MW-15D	05/14/2019	ND	2.0000		
Cadmium, Total	ug/L	MW-15D	07/24/2019	ND	2.0000		
Cadmium, Total	ug/L	MW-15D	11/05/2019	ND	2.0000		
Cadmium, Total	ug/L	MW-15D	01/29/2020	ND	1.0000	2.0000	**
Cadmium, Total	ug/L	MW-15D	05/27/2020	ND	2.0000		
Cadmium, Total	ug/L	MW-15D	05/06/2021	ND	2.0000		
Cadmium, Total	ug/L	MW-15D	11/03/2021	ND	2.0000		
Cadmium, Total	ug/L	MW-15D	05/11/2022	ND	2.0000		
Chromium, Total	ug/L	MW-15D	09/18/2018	ND	10.0000		
Chromium, Total	ug/L	MW-15D	11/29/2018	ND	10.0000		
Chromium, Total	ug/L	MW-15D	02/04/2019	ND	10.0000		

* - Outlier for that well and constituent.
** - ND value replaced with median RL.
*** - ND value replaced with manual RL.
ND = Not detected, Result = detection limit.

Table C-1

Upgradient Data

Constituent	Units	Well	Date		Result	Adjusted	
Chromium, Total	ug/L	MW-15D	03/25/2019	ND	10.0000		
Chromium, Total	ug/L	MW-15D	05/14/2019	ND	10.0000		
Chromium, Total	ug/L	MW-15D	07/24/2019	ND	10.0000		
Chromium, Total	ug/L	MW-15D	11/05/2019	ND	10.0000		
Chromium, Total	ug/L	MW-15D	01/29/2020	ND	20.0000	10.0000	**
Chromium, Total	ug/L	MW-15D	05/27/2020	ND	10.0000		
Chromium, Total	ug/L	MW-15D	11/03/2020	ND	10.0000		
Chromium, Total	ug/L	MW-15D	05/06/2021	ND	10.0000		
Chromium, Total	ug/L	MW-15D	11/03/2021	ND	10.0000		
Chromium, Total	ug/L	MW-15D	05/11/2022	ND	10.0000		
Cobalt, Total	ug/L	MW-15D	09/18/2018	ND	1.0000		
Cobalt, Total	ug/L	MW-15D	11/29/2018	ND	1.0000		
Cobalt, Total	ug/L	MW-15D	02/04/2019	ND	1.0000		
Cobalt, Total	ug/L	MW-15D	03/25/2019	ND	1.0000		
Cobalt, Total	ug/L	MW-15D	05/14/2019	ND	1.0000		
Cobalt, Total	ug/L	MW-15D	07/24/2019	ND	1.0000		
Cobalt, Total	ug/L	MW-15D	11/05/2019	ND	1.0000		
Cobalt, Total	ug/L	MW-15D	01/29/2020	ND	1.0000		
Cobalt, Total	ug/L	MW-15D	05/27/2020	ND	1.0000		
Cobalt, Total	ug/L	MW-15D	11/03/2020	ND	1.0000		
Cobalt, Total	ug/L	MW-15D	05/06/2021	ND	1.0000		
Cobalt, Total	ug/L	MW-15D	11/03/2021	ND	1.0000		
Cobalt, Total	ug/L	MW-15D	05/11/2022	ND	1.0000		
Fluoride	mg/L	MW-15D	09/18/2018	ND	0.1000		
Fluoride	mg/L	MW-15D	11/29/2018		0.1200		
Fluoride	mg/L	MW-15D	02/04/2019		0.1200		
Fluoride	mg/L	MW-15D	03/25/2019		0.1300		
Fluoride	mg/L	MW-15D	05/14/2019		0.1100		
Fluoride	mg/L	MW-15D	07/24/2019	ND	0.1000		
Fluoride	mg/L	MW-15D	11/05/2019	ND	0.1000		
Fluoride	mg/L	MW-15D	01/29/2020		0.1000		
Fluoride	mg/L	MW-15D	05/27/2020		0.1100		
Fluoride	mg/L	MW-15D	11/03/2020	ND	0.1000		

* - Outlier for that well and constituent.
** - ND value replaced with median RL.
*** - ND value replaced with manual RL.
ND = Not detected, Result = detection limit.

Table C-1

Upgradient Data

Constituent	Units	Well	Date		Result	Adjusted	
Fluoride	mg/L	MW-15D	05/06/2021	ND	0.1000		
Fluoride	mg/L	MW-15D	11/03/2021	ND	0.1000		
Fluoride	mg/L	MW-15D	05/11/2022		0.1200		
Lead, Total	ug/L	MW-15D	09/18/2018	ND	10.0000		
Lead, Total	ug/L	MW-15D	11/29/2018	ND	10.0000		
Lead, Total	ug/L	MW-15D	02/04/2019	ND	10.0000		
Lead, Total	ug/L	MW-15D	03/25/2019	ND	10.0000		
Lead, Total	ug/L	MW-15D	05/14/2019	ND	10.0000		
Lead, Total	ug/L	MW-15D	07/24/2019	ND	10.0000		
Lead, Total	ug/L	MW-15D	11/05/2019	ND	10.0000		
Lead, Total	ug/L	MW-15D	01/29/2020	ND	10.0000		
Lead, Total	ug/L	MW-15D	05/27/2020	ND	10.0000		
Lead, Total	ug/L	MW-15D	11/03/2020	ND	10.0000		
Lead, Total	ug/L	MW-15D	05/06/2021	ND	10.0000		
Lead, Total	ug/L	MW-15D	11/03/2021	ND	10.0000		
Lead, Total	ug/L	MW-15D	05/11/2022	ND	10.0000		
Lithium, Total	ug/L	MW-15D	09/18/2018	ND	20.0000		
Lithium, Total	ug/L	MW-15D	11/29/2018	ND	20.0000		
Lithium, Total	ug/L	MW-15D	02/04/2019	ND	20.0000		
Lithium, Total	ug/L	MW-15D	03/25/2019	ND	20.0000		
Lithium, Total	ug/L	MW-15D	05/14/2019	ND	20.0000		
Lithium, Total	ug/L	MW-15D	07/24/2019	ND	20.0000		
Lithium, Total	ug/L	MW-15D	11/05/2019	ND	20.0000		
Lithium, Total	ug/L	MW-15D	01/29/2020	ND	20.0000		
Lithium, Total	ug/L	MW-15D	05/27/2020	ND	20.0000		
Lithium, Total	ug/L	MW-15D	11/03/2020	ND	20.0000		
Lithium, Total	ug/L	MW-15D	05/06/2021	ND	20.0000		
Lithium, Total	ug/L	MW-15D	11/03/2021	ND	20.0000		
Lithium, Total	ug/L	MW-15D	05/11/2022	ND	20.0000		
Mercury	ug/L	MW-15D	09/18/2018	ND	2.0000		
Mercury	ug/L	MW-15D	11/29/2018	ND	2.0000		
Mercury	ug/L	MW-15D	02/04/2019	ND	2.0000		
Mercury	ug/L	MW-15D	03/25/2019	ND	2.0000		

* - Outlier for that well and constituent.
** - ND value replaced with median RL.
*** - ND value replaced with manual RL.
ND = Not detected, Result = detection limit.

Table C-1

Upgradient Data

Constituent	Units	Well	Date		Result	Adjusted	
Mercury	ug/L	MW-15D	05/14/2019	ND	2.0000		
Mercury	ug/L	MW-15D	07/24/2019	ND	2.0000		
Mercury	ug/L	MW-15D	11/05/2019	ND	2.0000		
Mercury	ug/L	MW-15D	01/29/2020	ND	0.2000	2.0000	**
Mercury	ug/L	MW-15D	05/27/2020	ND	2.0000		
Mercury	ug/L	MW-15D	05/06/2021	ND	2.0000		
Mercury	ug/L	MW-15D	05/11/2022	ND	0.2000	2.0000	**
Molybdenum, Total	ug/L	MW-15D	09/18/2018	ND	10.0000		
Molybdenum, Total	ug/L	MW-15D	11/29/2018	ND	10.0000		
Molybdenum, Total	ug/L	MW-15D	02/04/2019	ND	10.0000		
Molybdenum, Total	ug/L	MW-15D	03/25/2019	ND	10.0000		
Molybdenum, Total	ug/L	MW-15D	05/14/2019	ND	10.0000		
Molybdenum, Total	ug/L	MW-15D	07/24/2019	ND	10.0000		
Molybdenum, Total	ug/L	MW-15D	11/05/2019	ND	10.0000		
Molybdenum, Total	ug/L	MW-15D	01/29/2020	ND	10.0000		
Molybdenum, Total	ug/L	MW-15D	05/27/2020	ND	10.0000		
Molybdenum, Total	ug/L	MW-15D	11/03/2020	ND	10.0000		
Molybdenum, Total	ug/L	MW-15D	05/06/2021	ND	10.0000		
Molybdenum, Total	ug/L	MW-15D	11/03/2021	ND	10.0000		
Molybdenum, Total	ug/L	MW-15D	05/11/2022	ND	10.0000		
Selenium, Total	ug/L	MW-15D	09/18/2018	ND	1.0000		
Selenium, Total	ug/L	MW-15D	11/29/2018	ND	1.0000		
Selenium, Total	ug/L	MW-15D	02/04/2019	ND	1.0000		
Selenium, Total	ug/L	MW-15D	03/25/2019	ND	1.0000		
Selenium, Total	ug/L	MW-15D	05/14/2019	ND	1.0000		
Selenium, Total	ug/L	MW-15D	07/24/2019	ND	1.0000		
Selenium, Total	ug/L	MW-15D	11/05/2019	ND	1.0000		
Selenium, Total	ug/L	MW-15D	01/29/2020	ND	1.0000		
Selenium, Total	ug/L	MW-15D	05/27/2020	ND	1.0000		
Selenium, Total	ug/L	MW-15D	11/03/2020	ND	1.0000		
Selenium, Total	ug/L	MW-15D	05/06/2021	ND	1.0000		
Selenium, Total	ug/L	MW-15D	11/03/2021	ND	1.0000		
Selenium, Total	ug/L	MW-15D	05/11/2022	ND	1.0000		

* - Outlier for that well and constituent.
** - ND value replaced with median RL.
*** - ND value replaced with manual RL.
ND = Not detected, Result = detection limit.

Table C-1

Upgradient Data

Constituent	Units	Well	Date		Result	Adjusted	
Thallium, Total	ug/L	MW-15D	09/18/2018	ND	1.0000		
Thallium, Total	ug/L	MW-15D	11/29/2018	ND	1.0000		
Thallium, Total	ug/L	MW-15D	02/04/2019	ND	1.0000		
Thallium, Total	ug/L	MW-15D	03/25/2019	ND	1.0000		
Thallium, Total	ug/L	MW-15D	05/14/2019	ND	1.0000		
Thallium, Total	ug/L	MW-15D	07/24/2019	ND	1.0000		
Thallium, Total	ug/L	MW-15D	11/05/2019	ND	1.0000		
Thallium, Total	ug/L	MW-15D	01/29/2020	ND	1.0000		
Thallium, Total	ug/L	MW-15D	05/27/2020	ND	1.0000		
Thallium, Total	ug/L	MW-15D	05/06/2021	ND	1.0000		
Thallium, Total	ug/L	MW-15D	05/11/2022	ND	1.0000		
Total Radium	pCi/L	MW-15D	09/18/2018		1.1700		
Total Radium	pCi/L	MW-15D	11/29/2018		1.6500		
Total Radium	pCi/L	MW-15D	02/04/2019		1.0600		
Total Radium	pCi/L	MW-15D	03/25/2019		1.4600		
Total Radium	pCi/L	MW-15D	05/14/2019		2.0600		
Total Radium	pCi/L	MW-15D	07/24/2019		1.4500		
Total Radium	pCi/L	MW-15D	11/05/2019		1.1000		
Total Radium	pCi/L	MW-15D	01/29/2020		0.8340		
Total Radium	pCi/L	MW-15D	05/27/2020		1.2100		
Total Radium	pCi/L	MW-15D	11/03/2020		1.4300		
Total Radium	pCi/L	MW-15D	05/06/2021		1.7400		
Total Radium	pCi/L	MW-15D	11/03/2021		1.1300		
Total Radium	pCi/L	MW-15D	05/11/2022	ND	2.1300		

* - Outlier for that well and constituent.
** - ND value replaced with median RL.
*** - ND value replaced with manual RL.
ND = Not detected, Result = detection limit.

Table C-2

Most Current Downgradient Monitoring Data

Constituent	Units	Well	Date		Result		Pred. Limit
Antimony, Total	ug/L	MW-10D	05/02/2022	ND	1.0000		1.0000
Antimony, Total	ug/L	MW-11D	05/10/2022	ND	1.0000		1.0000
Antimony, Total	ug/L	MW-12D	05/06/2022	ND	1.0000		1.0000
Antimony, Total	ug/L	MW-13D	05/04/2022	ND	1.0000		1.0000
Antimony, Total	ug/L	MW-14D	05/11/2022	ND	1.0000		1.0000
Antimony, Total	ug/L	MW-1D	05/09/2022	ND	1.0000		1.0000
Antimony, Total	ug/L	MW-2D	05/04/2022	ND	1.0000		1.0000
Antimony, Total	ug/L	MW-3D	05/02/2022	ND	1.0000		1.0000
Antimony, Total	ug/L	MW-7D	05/04/2022	ND	1.0000		1.0000
Antimony, Total	ug/L	MW-9D	05/06/2022	ND	1.0000		1.0000
Antimony, Total	ug/L	MW-9I	05/06/2022	ND	1.0000		1.0000
Arsenic, Total	ug/L	MW-10D	05/02/2022		140.0000	***	1.7099
Arsenic, Total	ug/L	MW-11D	05/10/2022		16.1000	***	1.7099
Arsenic, Total	ug/L	MW-12D	05/06/2022		387.0000	***	1.7099
Arsenic, Total	ug/L	MW-13D	05/04/2022		245.0000	***	1.7099
Arsenic, Total	ug/L	MW-14D	05/11/2022		127.0000	***	1.7099
Arsenic, Total	ug/L	MW-1D	05/09/2022		4.5000	***	1.7099
Arsenic, Total	ug/L	MW-2D	05/04/2022		4.0000	***	1.7099
Arsenic, Total	ug/L	MW-3D	05/02/2022		3.3000	***	1.7099
Arsenic, Total	ug/L	MW-7D	05/04/2022		484.0000	***	1.7099
Arsenic, Total	ug/L	MW-9D	05/06/2022		21.3000	***	1.7099
Arsenic, Total	ug/L	MW-9I	05/06/2022		11.3000	***	1.7099
Barium, Total	ug/L	MW-10D	05/02/2022		33.0000		76.8798
Barium, Total	ug/L	MW-11D	05/10/2022		25.6000		76.8798
Barium, Total	ug/L	MW-12D	05/06/2022		26.7000		76.8798
Barium, Total	ug/L	MW-13D	05/04/2022		30.4000		76.8798
Barium, Total	ug/L	MW-14D	05/11/2022		44.3000		76.8798
Barium, Total	ug/L	MW-1D	05/09/2022		78.0000	*	76.8798
Barium, Total	ug/L	MW-2D	05/04/2022		44.2000		76.8798
Barium, Total	ug/L	MW-3D	05/02/2022		66.0000		76.8798
Barium, Total	ug/L	MW-7D	05/04/2022		42.4000		76.8798

* - Current value failed - awaiting verification.
** - Current value passed - previous exceedance not verified.
*** - Current value failed - exceedance verified.
**** - Current value passed - awaiting one more verification.
***** - Insufficient background data to compute prediction limit.
ND = Not Detected, Result = detection limit.

Table C-2

Most Current Downgradient Monitoring Data

Constituent	Units	Well	Date		Result		Pred. Limit
Barium, Total	ug/L	MW-9D	05/06/2022		56.0000		76.8798
Barium, Total	ug/L	MW-9I	05/06/2022		78.1000	*	76.8798
Beryllium, Total	ug/L	MW-10D	05/02/2022	ND	0.2000		0.2000
Beryllium, Total	ug/L	MW-11D	05/10/2022	ND	0.2000		0.2000
Beryllium, Total	ug/L	MW-12D	05/06/2022	ND	0.2000		0.2000
Beryllium, Total	ug/L	MW-13D	05/04/2022	ND	0.2000		0.2000
Beryllium, Total	ug/L	MW-14D	05/11/2022	ND	0.2000		0.2000
Beryllium, Total	ug/L	MW-1D	05/09/2022	ND	0.2000		0.2000
Beryllium, Total	ug/L	MW-2D	05/04/2022	ND	0.2000		0.2000
Beryllium, Total	ug/L	MW-3D	05/02/2022	ND	0.2000		0.2000
Beryllium, Total	ug/L	MW-7D	05/04/2022	ND	0.2000		0.2000
Beryllium, Total	ug/L	MW-9D	05/06/2022	ND	0.2000		0.2000
Beryllium, Total	ug/L	MW-9I	05/06/2022	ND	0.2000		0.2000
Cadmium, Total	ug/L	MW-10D	05/02/2022	ND	2.0000		2.0000
Cadmium, Total	ug/L	MW-11D	05/10/2022	ND	2.0000		2.0000
Cadmium, Total	ug/L	MW-12D	05/06/2022	ND	2.0000		2.0000
Cadmium, Total	ug/L	MW-13D	05/04/2022	ND	2.0000		2.0000
Cadmium, Total	ug/L	MW-14D	05/11/2022	ND	2.0000		2.0000
Cadmium, Total	ug/L	MW-1D	05/09/2022	ND	2.0000		2.0000
Cadmium, Total	ug/L	MW-2D	05/04/2022	ND	2.0000		2.0000
Cadmium, Total	ug/L	MW-3D	05/02/2022	ND	2.0000		2.0000
Cadmium, Total	ug/L	MW-7D	05/04/2022	ND	2.0000		2.0000
Cadmium, Total	ug/L	MW-9D	05/06/2022	ND	2.0000		2.0000
Cadmium, Total	ug/L	MW-9I	05/06/2022	ND	2.0000		2.0000
Chromium, Total	ug/L	MW-10D	05/02/2022	ND	10.0000		10.0000
Chromium, Total	ug/L	MW-11D	05/10/2022	ND	10.0000		10.0000
Chromium, Total	ug/L	MW-12D	05/06/2022	ND	10.0000		10.0000
Chromium, Total	ug/L	MW-13D	05/04/2022	ND	10.0000		10.0000
Chromium, Total	ug/L	MW-14D	05/11/2022	ND	10.0000		10.0000
Chromium, Total	ug/L	MW-1D	05/09/2022	ND	10.0000		10.0000
Chromium, Total	ug/L	MW-2D	05/04/2022	ND	10.0000		10.0000

* - Current value failed - awaiting verification.
** - Current value passed - previous exceedance not verified.
*** - Current value failed - exceedance verified.
**** - Current value passed - awaiting one more verification.
***** - Insufficient background data to compute prediction limit.
ND = Not Detected, Result = detection limit.

Table C-2

Most Current Downgradient Monitoring Data

Constituent	Units	Well	Date		Result		Pred. Limit
Chromium, Total	ug/L	MW-3D	05/02/2022	ND	10.0000		10.0000
Chromium, Total	ug/L	MW-7D	05/04/2022	ND	10.0000		10.0000
Chromium, Total	ug/L	MW-9D	05/06/2022	ND	10.0000		10.0000
Chromium, Total	ug/L	MW-9I	05/06/2022	ND	10.0000		10.0000
Cobalt, Total	ug/L	MW-10D	05/02/2022	ND	1.0000		1.0000
Cobalt, Total	ug/L	MW-11D	05/10/2022	ND	1.0000		1.0000
Cobalt, Total	ug/L	MW-12D	05/06/2022	ND	1.0000		1.0000
Cobalt, Total	ug/L	MW-13D	05/04/2022	ND	1.0000		1.0000
Cobalt, Total	ug/L	MW-14D	05/11/2022	ND	1.0000		1.0000
Cobalt, Total	ug/L	MW-1D	05/09/2022	ND	1.0000		1.0000
Cobalt, Total	ug/L	MW-2D	05/04/2022	ND	1.0000		1.0000
Cobalt, Total	ug/L	MW-3D	05/02/2022	ND	1.0000		1.0000
Cobalt, Total	ug/L	MW-7D	05/04/2022	ND	1.0000	**	1.0000
Cobalt, Total	ug/L	MW-9D	05/06/2022	ND	1.0000		1.0000
Cobalt, Total	ug/L	MW-9I	05/06/2022	ND	1.0000		1.0000
Fluoride	mg/L	MW-10D	05/02/2022		1.9000	***	0.1300
Fluoride	mg/L	MW-11D	05/10/2022		0.3000	***	0.1300
Fluoride	mg/L	MW-12D	05/06/2022		1.9000	***	0.1300
Fluoride	mg/L	MW-13D	05/04/2022		0.7600	***	0.1300
Fluoride	mg/L	MW-14D	05/11/2022		0.3300	***	0.1300
Fluoride	mg/L	MW-1D	05/09/2022		0.4200	***	0.1300
Fluoride	mg/L	MW-2D	05/04/2022		0.9500	***	0.1300
Fluoride	mg/L	MW-3D	05/02/2022		0.1400	***	0.1300
Fluoride	mg/L	MW-7D	05/04/2022		0.5100	***	0.1300
Fluoride	mg/L	MW-9D	05/06/2022		0.4800	***	0.1300
Fluoride	mg/L	MW-9I	05/06/2022		1.2000	***	0.1300
Lead, Total	ug/L	MW-10D	05/02/2022	ND	10.0000		10.0000
Lead, Total	ug/L	MW-11D	05/10/2022	ND	10.0000		10.0000
Lead, Total	ug/L	MW-12D	05/06/2022	ND	10.0000		10.0000
Lead, Total	ug/L	MW-13D	05/04/2022	ND	10.0000		10.0000
Lead, Total	ug/L	MW-14D	05/11/2022	ND	10.0000		10.0000

* - Current value failed - awaiting verification.
** - Current value passed - previous exceedance not verified.
*** - Current value failed - exceedance verified.
**** - Current value passed - awaiting one more verification.
***** - Insufficient background data to compute prediction limit.
ND = Not Detected, Result = detection limit.

Table C-2

Most Current Downgradient Monitoring Data

Constituent	Units	Well	Date		Result		Pred. Limit
Lead, Total	ug/L	MW-1D	05/09/2022	ND	10.0000		10.0000
Lead, Total	ug/L	MW-2D	05/04/2022	ND	10.0000		10.0000
Lead, Total	ug/L	MW-3D	05/02/2022	ND	10.0000		10.0000
Lead, Total	ug/L	MW-7D	05/04/2022	ND	10.0000		10.0000
Lead, Total	ug/L	MW-9D	05/06/2022	ND	10.0000		10.0000
Lead, Total	ug/L	MW-9I	05/06/2022	ND	10.0000		10.0000
Lithium, Total	ug/L	MW-10D	05/02/2022		65.6000	***	20.0000
Lithium, Total	ug/L	MW-11D	05/10/2022		147.0000	***	20.0000
Lithium, Total	ug/L	MW-12D	05/06/2022		74.8000	***	20.0000
Lithium, Total	ug/L	MW-13D	05/04/2022		76.3000	***	20.0000
Lithium, Total	ug/L	MW-14D	05/11/2022		768.0000	***	20.0000
Lithium, Total	ug/L	MW-1D	05/09/2022	ND	20.0000	**	20.0000
Lithium, Total	ug/L	MW-2D	05/04/2022		49.4000	***	20.0000
Lithium, Total	ug/L	MW-3D	05/02/2022	ND	20.0000		20.0000
Lithium, Total	ug/L	MW-7D	05/04/2022		100.0000	***	20.0000
Lithium, Total	ug/L	MW-9D	05/06/2022		22.6000	***	20.0000
Lithium, Total	ug/L	MW-9I	05/06/2022		25.6000	***	20.0000
Mercury	ug/L	MW-10D	05/02/2022	ND	0.2000		2.0000
Mercury	ug/L	MW-11D	05/10/2022	ND	0.2000		2.0000
Mercury	ug/L	MW-12D	05/06/2022	ND	0.2000		2.0000
Mercury	ug/L	MW-13D	05/04/2022	ND	0.2000		2.0000
Mercury	ug/L	MW-14D	05/11/2022	ND	0.2000		2.0000
Mercury	ug/L	MW-1D	05/09/2022	ND	0.2000		2.0000
Mercury	ug/L	MW-2D	05/04/2022	ND	0.2000		2.0000
Mercury	ug/L	MW-3D	05/02/2022	ND	0.2000		2.0000
Mercury	ug/L	MW-7D	05/04/2022	ND	0.2000		2.0000
Mercury	ug/L	MW-9D	05/06/2022	ND	0.2000		2.0000
Mercury	ug/L	MW-9I	05/06/2022	ND	0.2000		2.0000
Molybdenum, Total	ug/L	MW-10D	05/02/2022		82.4000	***	10.0000
Molybdenum, Total	ug/L	MW-11D	05/10/2022	ND	10.0000		10.0000
Molybdenum, Total	ug/L	MW-12D	05/06/2022		154.0000	***	10.0000

* - Current value failed - awaiting verification.
** - Current value passed - previous exceedance not verified.
*** - Current value failed - exceedance verified.
**** - Current value passed - awaiting one more verification.
***** - Insufficient background data to compute prediction limit.
ND = Not Detected, Result = detection limit.

Table C-2

Most Current Downgradient Monitoring Data

Constituent	Units	Well	Date		Result		Pred. Limit
Molybdenum, Total	ug/L	MW-13D	05/04/2022		565.0000	***	10.0000
Molybdenum, Total	ug/L	MW-14D	05/11/2022		203.0000	***	10.0000
Molybdenum, Total	ug/L	MW-1D	05/09/2022		37.7000	***	10.0000
Molybdenum, Total	ug/L	MW-2D	05/04/2022		52.8000	***	10.0000
Molybdenum, Total	ug/L	MW-3D	05/02/2022	ND	10.0000		10.0000
Molybdenum, Total	ug/L	MW-7D	05/04/2022		592.0000	***	10.0000
Molybdenum, Total	ug/L	MW-9D	05/06/2022		47.5000	***	10.0000
Molybdenum, Total	ug/L	MW-9I	05/06/2022		111.0000	***	10.0000
Selenium, Total	ug/L	MW-10D	05/02/2022	ND	1.0000		1.0000
Selenium, Total	ug/L	MW-11D	05/10/2022	ND	1.0000		1.0000
Selenium, Total	ug/L	MW-12D	05/06/2022	ND	1.0000		1.0000
Selenium, Total	ug/L	MW-13D	05/04/2022	ND	1.0000		1.0000
Selenium, Total	ug/L	MW-14D	05/11/2022	ND	1.0000		1.0000
Selenium, Total	ug/L	MW-1D	05/09/2022	ND	1.0000		1.0000
Selenium, Total	ug/L	MW-2D	05/04/2022	ND	1.0000		1.0000
Selenium, Total	ug/L	MW-3D	05/02/2022	ND	1.0000		1.0000
Selenium, Total	ug/L	MW-7D	05/04/2022	ND	1.0000		1.0000
Selenium, Total	ug/L	MW-9D	05/06/2022	ND	1.0000		1.0000
Selenium, Total	ug/L	MW-9I	05/06/2022	ND	1.0000		1.0000
Thallium, Total	ug/L	MW-10D	05/02/2022	ND	1.0000		1.0000
Thallium, Total	ug/L	MW-11D	05/10/2022	ND	1.0000		1.0000
Thallium, Total	ug/L	MW-12D	05/06/2022	ND	1.0000		1.0000
Thallium, Total	ug/L	MW-13D	05/04/2022	ND	1.0000		1.0000
Thallium, Total	ug/L	MW-14D	05/11/2022	ND	1.0000		1.0000
Thallium, Total	ug/L	MW-1D	05/09/2022	ND	1.0000		1.0000
Thallium, Total	ug/L	MW-2D	05/04/2022	ND	1.0000		1.0000
Thallium, Total	ug/L	MW-3D	05/02/2022	ND	1.0000		1.0000
Thallium, Total	ug/L	MW-7D	05/04/2022	ND	1.0000		1.0000
Thallium, Total	ug/L	MW-9D	05/06/2022	ND	1.0000		1.0000
Thallium, Total	ug/L	MW-9I	05/06/2022	ND	1.0000		1.0000
Total Radium	pCi/L	MW-10D	05/02/2022		1.2300		2.6419

* - Current value failed - awaiting verification.
** - Current value passed - previous exceedance not verified.
*** - Current value failed - exceedance verified.
**** - Current value passed - awaiting one more verification.
***** - Insufficient background data to compute prediction limit.
ND = Not Detected, Result = detection limit.

Table C-2

Most Current Downgradient Monitoring Data

Constituent	Units	Well	Date		Result		Pred. Limit
Total Radium	pCi/L	MW-11D	05/10/2022		1.5200		2.6419
Total Radium	pCi/L	MW-12D	05/06/2022		1.3900		2.6419
Total Radium	pCi/L	MW-13D	05/04/2022		1.5400		2.6419
Total Radium	pCi/L	MW-14D	05/11/2022		1.0300		2.6419
Total Radium	pCi/L	MW-1D	05/09/2022		1.0100		2.6419
Total Radium	pCi/L	MW-2D	05/04/2022		1.8800		2.6419
Total Radium	pCi/L	MW-3D	05/02/2022		1.0000		2.6419
Total Radium	pCi/L	MW-7D	05/04/2022		0.9970		2.6419
Total Radium	pCi/L	MW-9D	05/06/2022	ND	1.1800		2.6419
Total Radium	pCi/L	MW-9I	05/06/2022		1.1100		2.6419

* - Current value failed - awaiting verification.
** - Current value passed - previous exceedance not verified.
*** - Current value failed - exceedance verified.
**** - Current value passed - awaiting one more verification.
***** - Insufficient background data to compute prediction limit.
ND = Not Detected, Result = detection limit.

Table C-3

Detection Frequencies in Upgradient and Downgradient Wells

Constituent	Upgradient Detect	Upgradient N	Upgradient Proportion	Downgradient Detect	Downgradient N	Downgradient Proportion
Antimony, Total	0	13	0.000	1	187	0.005
Arsenic, Total	13	13	1.000	144	187	0.770
Barium, Total	13	13	1.000	187	187	1.000
Beryllium, Total	0	12	0.000	0	165	0.000
Cadmium, Total	0	12	0.000	5	165	0.030
Chromium, Total	0	13	0.000	4	187	0.021
Cobalt, Total	0	13	0.000	4	176	0.023
Fluoride	7	13	0.538	196	198	0.990
Lead, Total	0	13	0.000	0	176	0.000
Lithium, Total	0	13	0.000	177	187	0.947
Mercury	0	11	0.000	1	154	0.006
Molybdenum, Total	0	13	0.000	166	187	0.888
Selenium, Total	0	13	0.000	0	187	0.000
Thallium, Total	0	11	0.000	0	154	0.000
Total Radium	12	13	0.923	163	187	0.872

N = Total number of measurements in all wells.
Detect = Total number of detections in all wells.
Proportion = Detect/N.

Table C-4

Shapiro-Wilk Multiple Group Test of Normality

Constituent	Detect	N	Detect Freq	G raw	G log	G cbrt	G sqrt	G sqr	G cub	Crit Value	Dist Form	Model Type
Antimony, Total	0	13	0.000	3.936	3.936					2.326	non-norm	nonpar
Arsenic, Total	13	13	1.000	2.918	2.260					2.326	lognor	lognor
Barium, Total	13	13	1.000	0.338	0.104					2.326	normal	normal
Beryllium, Total	0	12	0.000	3.731	3.731					2.326	non-norm	nonpar
Cadmium, Total	0	12	0.000	3.731	3.731					2.326	non-norm	nonpar
Chromium, Total	0	13	0.000	3.936	3.936					2.326	non-norm	nonpar
Cobalt, Total	0	13	0.000	3.936	3.936					2.326	non-norm	nonpar
Fluoride	7	13	0.538	2.755	2.757					2.326	non-norm	nonpar
Lead, Total	0	13	0.000	3.936	3.936					2.326	non-norm	nonpar
Lithium, Total	0	13	0.000	3.936	3.936					2.326	non-norm	nonpar
Mercury	0	11	0.000	3.485	3.485					2.326	non-norm	nonpar
Molybdenum, Total	0	13	0.000	3.936	3.936					2.326	non-norm	nonpar
Selenium, Total	0	13	0.000	3.936	3.936					2.326	non-norm	nonpar
Thallium, Total	0	11	0.000	3.485	3.485					2.326	non-norm	nonpar
Total Radium	12	13	0.923	0.117	0.882					2.326	normal	normal

* - Distribution override for that constituent.
Fit to distribution is confirmed if G <= critical value.
Model type may not match distributional form when detection frequency < 50%.

Table C-5

Summary Statistics and Prediction Limits

Constituent	Units	Detect	N	Mean	SD	alpha	Factor	Pred Limit	Type		Conf
Antimony, Total	ug/L	0	13					1.0000	nonpar	***	0.91
Arsenic, Total	ug/L	13	13	0.1739	0.1305	0.0100	2.7779	1.7099	lognor		
Barium, Total	ug/L	13	13	67.5769	3.3489	0.0100	2.7779	76.8798	normal		
Beryllium, Total	ug/L	0	12					0.2000	nonpar	***	0.90
Cadmium, Total	ug/L	0	12					2.0000	nonpar	***	0.90
Chromium, Total	ug/L	0	13					10.0000	nonpar	***	0.91
Cobalt, Total	ug/L	0	13					1.0000	nonpar	***	0.91
Fluoride	mg/L	7	13					0.1300	nonpar		0.91
Lead, Total	ug/L	0	13					10.0000	nonpar	***	0.91
Lithium, Total	ug/L	0	13					20.0000	nonpar	***	0.91
Mercury	ug/L	0	11					2.0000	nonpar	***	0.89
Molybdenum, Total	ug/L	0	13					10.0000	nonpar	***	0.91
Selenium, Total	ug/L	0	13					1.0000	nonpar	***	0.91
Thallium, Total	ug/L	0	11					1.0000	nonpar	***	0.89
Total Radium	pCi/L	12	13	1.2534	0.4998	0.0100	2.7779	2.6419	normal		

Conf = confidence level for passing initial test or one verification resample at all downgradient wells for a single constituent (nonparametric test only).
* - Insufficient Data.
** - Calculated limit raised to Manual Reporting Limit.
*** - Nonparametric limit based on ND value.
For transformed data, mean and SD in transformed units and prediction limit in original units.
All sample sizes and statistics are based on outlier free data.
For nonparametric limits, median reporting limits are substituted for extreme reporting limit values.

Table C-6

Dixon's Test Outliers
1% Significance Level

Constituent	Units	Well	Date	Result	ND Qualifier	Date Range	N	Critical Value

N = Total number of independent measurements in background at each well.
Date Range = Dates of the first and last measurements included in background at each well.
Critical Value depends on the significance level and on N-1 when the two most extreme values are tested or N for the most extreme value.

Table C-7

Historical Downgradient Data for Constituent-Well Combinations that Failed the Current Statistical Evaluation or are in Verification Resampling Mode

Constituent	Units	Well	Date		Result		Pred. Limit
Arsenic, Total	ug/L	MW-10D	04/06/2016		412.0000	*	1.7099
Arsenic, Total	ug/L	MW-10D	05/25/2016		440.0000	*	1.7099
Arsenic, Total	ug/L	MW-10D	08/09/2016		464.0000	*	1.7099
Arsenic, Total	ug/L	MW-10D	09/27/2016		488.0000	*	1.7099
Arsenic, Total	ug/L	MW-10D	11/29/2016		406.0000	*	1.7099
Arsenic, Total	ug/L	MW-10D	01/25/2017		433.0000	*	1.7099
Arsenic, Total	ug/L	MW-10D	05/23/2017		399.0000	*	1.7099
Arsenic, Total	ug/L	MW-10D	08/08/2017		447.0000	*	1.7099
Arsenic, Total	ug/L	MW-10D	05/30/2018		396.0000	*	1.7099
Arsenic, Total	ug/L	MW-10D	09/18/2018		323.0000	*	1.7099
Arsenic, Total	ug/L	MW-10D	05/16/2019		313.0000	*	1.7099
Arsenic, Total	ug/L	MW-10D	11/05/2019		275.0000	*	1.7099
Arsenic, Total	ug/L	MW-10D	05/19/2020		268.0000	*	1.7099
Arsenic, Total	ug/L	MW-10D	11/05/2020		265.0000	*	1.7099
Arsenic, Total	ug/L	MW-10D	05/06/2021		250.0000	*	1.7099
Arsenic, Total	ug/L	MW-10D	11/02/2021		173.0000	*	1.7099
Arsenic, Total	ug/L	MW-10D	05/02/2022		140.0000	*	1.7099
Arsenic, Total	ug/L	MW-11D	04/07/2016		10.6000	*	1.7099
Arsenic, Total	ug/L	MW-11D	05/26/2016	ND	10.0000		1.7099
Arsenic, Total	ug/L	MW-11D	08/10/2016		14.4000	*	1.7099
Arsenic, Total	ug/L	MW-11D	09/28/2016		14.8000	*	1.7099
Arsenic, Total	ug/L	MW-11D	11/30/2016		12.0000	*	1.7099
Arsenic, Total	ug/L	MW-11D	01/26/2017		10.7000	*	1.7099
Arsenic, Total	ug/L	MW-11D	05/24/2017		14.4000	*	1.7099
Arsenic, Total	ug/L	MW-11D	08/09/2017		14.5000	*	1.7099
Arsenic, Total	ug/L	MW-11D	05/29/2018		18.2000	*	1.7099
Arsenic, Total	ug/L	MW-11D	09/14/2018		14.6000	*	1.7099
Arsenic, Total	ug/L	MW-11D	05/14/2019		14.3000	*	1.7099
Arsenic, Total	ug/L	MW-11D	11/07/2019		15.4000	*	1.7099
Arsenic, Total	ug/L	MW-11D	05/27/2020		15.7000	*	1.7099

* - Significantly increased over background.
** - Detect at limit for 100% NDs in background (NPPL only).
*** - Manual exclusion.
ND = Not Detected, Result = detection limit.

Table C-7

Historical Downgradient Data for Constituent-Well Combinations that Failed the Current Statistical Evaluation or are in Verification Resampling Mode

Constituent	Units	Well	Date		Result		Pred. Limit
Arsenic, Total	ug/L	MW-11D	11/05/2020		14.4000	*	1.7099
Arsenic, Total	ug/L	MW-11D	05/05/2021		15.4500	*	1.7099
Arsenic, Total	ug/L	MW-11D	11/01/2021		14.8000	*	1.7099
Arsenic, Total	ug/L	MW-11D	05/10/2022		16.1000	*	1.7099
Arsenic, Total	ug/L	MW-12D	04/06/2016		241.0000	*	1.7099
Arsenic, Total	ug/L	MW-12D	05/25/2016		252.0000	*	1.7099
Arsenic, Total	ug/L	MW-12D	08/09/2016		243.0000	*	1.7099
Arsenic, Total	ug/L	MW-12D	09/27/2016		257.0000	*	1.7099
Arsenic, Total	ug/L	MW-12D	11/29/2016		280.0000	*	1.7099
Arsenic, Total	ug/L	MW-12D	01/25/2017		275.0000	*	1.7099
Arsenic, Total	ug/L	MW-12D	05/23/2017		268.0000	*	1.7099
Arsenic, Total	ug/L	MW-12D	08/08/2017		204.0000	*	1.7099
Arsenic, Total	ug/L	MW-12D	05/30/2018		223.0000	*	1.7099
Arsenic, Total	ug/L	MW-12D	09/17/2018		214.0000	*	1.7099
Arsenic, Total	ug/L	MW-12D	05/16/2019		210.0000	*	1.7099
Arsenic, Total	ug/L	MW-12D	11/06/2019		232.0000	*	1.7099
Arsenic, Total	ug/L	MW-12D	05/18/2020		287.0000	*	1.7099
Arsenic, Total	ug/L	MW-12D	11/05/2020		513.0000	*	1.7099
Arsenic, Total	ug/L	MW-12D	05/03/2021		463.0000	*	1.7099
Arsenic, Total	ug/L	MW-12D	11/01/2021		428.0000	*	1.7099
Arsenic, Total	ug/L	MW-12D	05/06/2022		387.0000	*	1.7099
Arsenic, Total	ug/L	MW-13D	04/06/2016		214.0000	*	1.7099
Arsenic, Total	ug/L	MW-13D	05/25/2016		215.0000	*	1.7099
Arsenic, Total	ug/L	MW-13D	08/09/2016		245.0000	*	1.7099
Arsenic, Total	ug/L	MW-13D	09/27/2016		282.0000	*	1.7099
Arsenic, Total	ug/L	MW-13D	11/29/2016		291.0000	*	1.7099
Arsenic, Total	ug/L	MW-13D	01/25/2017		315.0000	*	1.7099
Arsenic, Total	ug/L	MW-13D	05/23/2017		306.0000	*	1.7099
Arsenic, Total	ug/L	MW-13D	08/08/2017		277.0000	*	1.7099
Arsenic, Total	ug/L	MW-13D	05/30/2018		253.0000	*	1.7099

* - Significantly increased over background.
** - Detect at limit for 100% NDs in background (NPPL only).
*** - Manual exclusion.
ND = Not Detected, Result = detection limit.

Table C-7

Historical Downgradient Data for Constituent-Well Combinations that Failed the Current Statistical Evaluation or are in Verification Resampling Mode

Constituent	Units	Well	Date		Result		Pred. Limit
Arsenic, Total	ug/L	MW-13D	09/18/2018		214.0000	*	1.7099
Arsenic, Total	ug/L	MW-13D	05/16/2019		225.0000	*	1.7099
Arsenic, Total	ug/L	MW-13D	11/06/2019		219.0000	*	1.7099
Arsenic, Total	ug/L	MW-13D	05/19/2020		241.0000	*	1.7099
Arsenic, Total	ug/L	MW-13D	11/05/2020		224.0000	*	1.7099
Arsenic, Total	ug/L	MW-13D	05/06/2021		242.0000	*	1.7099
Arsenic, Total	ug/L	MW-13D	11/01/2021		231.0000	*	1.7099
Arsenic, Total	ug/L	MW-13D	05/04/2022		245.0000	*	1.7099
Arsenic, Total	ug/L	MW-14D	04/07/2016		89.1000	*	1.7099
Arsenic, Total	ug/L	MW-14D	05/26/2016		87.6000	*	1.7099
Arsenic, Total	ug/L	MW-14D	08/10/2016		86.5000	*	1.7099
Arsenic, Total	ug/L	MW-14D	09/28/2016		92.3000	*	1.7099
Arsenic, Total	ug/L	MW-14D	11/30/2016		103.0000	*	1.7099
Arsenic, Total	ug/L	MW-14D	01/26/2017		116.0000	*	1.7099
Arsenic, Total	ug/L	MW-14D	05/23/2017		124.0000	*	1.7099
Arsenic, Total	ug/L	MW-14D	08/09/2017		128.0000	*	1.7099
Arsenic, Total	ug/L	MW-14D	05/30/2018		147.0000	*	1.7099
Arsenic, Total	ug/L	MW-14D	09/17/2018		116.0000	*	1.7099
Arsenic, Total	ug/L	MW-14D	05/15/2019		108.0000	*	1.7099
Arsenic, Total	ug/L	MW-14D	11/07/2019		111.0000	*	1.7099
Arsenic, Total	ug/L	MW-14D	05/26/2020		131.0000	*	1.7099
Arsenic, Total	ug/L	MW-14D	11/05/2020		105.0000	*	1.7099
Arsenic, Total	ug/L	MW-14D	05/05/2021		133.0000	*	1.7099
Arsenic, Total	ug/L	MW-14D	11/01/2021		113.0000	*	1.7099
Arsenic, Total	ug/L	MW-14D	05/11/2022		127.0000	*	1.7099
Arsenic, Total	ug/L	MW-1D	04/07/2016		10.3000	*	1.7099
Arsenic, Total	ug/L	MW-1D	05/26/2016		12.0000	*	1.7099
Arsenic, Total	ug/L	MW-1D	08/09/2016	ND	10.0000		1.7099
Arsenic, Total	ug/L	MW-1D	09/27/2016	ND	10.0000		1.7099
Arsenic, Total	ug/L	MW-1D	11/29/2016	ND	10.0000		1.7099

* - Significantly increased over background.
** - Detect at limit for 100% NDs in background (NPPL only).
*** - Manual exclusion.
ND = Not Detected, Result = detection limit.

Table C-7

Historical Downgradient Data for Constituent-Well Combinations that Failed the Current Statistical Evaluation or are in Verification Resampling Mode

Constituent	Units	Well	Date		Result		Pred. Limit
Arsenic, Total	ug/L	MW-1D	01/26/2017	ND	10.0000		1.7099
Arsenic, Total	ug/L	MW-1D	05/23/2017		11.7000	*	1.7099
Arsenic, Total	ug/L	MW-1D	08/09/2017	ND	10.0000		1.7099
Arsenic, Total	ug/L	MW-1D	05/29/2018	ND	10.0000		1.7099
Arsenic, Total	ug/L	MW-1D	09/17/2018		4.2000	*	1.7099
Arsenic, Total	ug/L	MW-1D	05/15/2019		4.7000	*	1.7099
Arsenic, Total	ug/L	MW-1D	11/07/2019		5.2000	*	1.7099
Arsenic, Total	ug/L	MW-1D	05/26/2020		7.4000	*	1.7099
Arsenic, Total	ug/L	MW-1D	11/06/2020		50.6000	*	1.7099
Arsenic, Total	ug/L	MW-1D	05/05/2021		5.9000	*	1.7099
Arsenic, Total	ug/L	MW-1D	11/03/2021		3.4000	*	1.7099
Arsenic, Total	ug/L	MW-1D	05/09/2022		4.5000	*	1.7099
Arsenic, Total	ug/L	MW-2D	04/05/2016	ND	10.0000		1.7099
Arsenic, Total	ug/L	MW-2D	05/24/2016	ND	10.0000		1.7099
Arsenic, Total	ug/L	MW-2D	08/08/2016	ND	10.0000		1.7099
Arsenic, Total	ug/L	MW-2D	09/26/2016	ND	10.0000		1.7099
Arsenic, Total	ug/L	MW-2D	11/28/2016	ND	10.0000		1.7099
Arsenic, Total	ug/L	MW-2D	01/24/2017	ND	10.0000		1.7099
Arsenic, Total	ug/L	MW-2D	05/22/2017	ND	10.0000		1.7099
Arsenic, Total	ug/L	MW-2D	08/07/2017	ND	10.0000		1.7099
Arsenic, Total	ug/L	MW-2D	05/29/2018	ND	10.0000		1.7099
Arsenic, Total	ug/L	MW-2D	09/17/2018		1.8000	*	1.7099
Arsenic, Total	ug/L	MW-2D	05/15/2019		2.2000	*	1.7099
Arsenic, Total	ug/L	MW-2D	11/05/2019		3.1000	*	1.7099
Arsenic, Total	ug/L	MW-2D	05/19/2020		1.9000	*	1.7099
Arsenic, Total	ug/L	MW-2D	11/04/2020		3.8000	*	1.7099
Arsenic, Total	ug/L	MW-2D	05/03/2021		2.5000	*	1.7099
Arsenic, Total	ug/L	MW-2D	11/01/2021		3.8000	*	1.7099
Arsenic, Total	ug/L	MW-2D	05/04/2022		4.0000	*	1.7099
Arsenic, Total	ug/L	MW-3D	04/05/2016	ND	10.0000		1.7099

* - Significantly increased over background.
** - Detect at limit for 100% NDs in background (NPPL only).
*** - Manual exclusion.
ND = Not Detected, Result = detection limit.

Table C-7

Historical Downgradient Data for Constituent-Well Combinations that Failed the Current Statistical Evaluation or are in Verification Resampling Mode

Constituent	Units	Well	Date		Result		Pred. Limit
Arsenic, Total	ug/L	MW-3D	05/25/2016	ND	10.0000		1.7099
Arsenic, Total	ug/L	MW-3D	08/08/2016	ND	10.0000		1.7099
Arsenic, Total	ug/L	MW-3D	09/26/2016	ND	10.0000		1.7099
Arsenic, Total	ug/L	MW-3D	11/28/2016	ND	10.0000		1.7099
Arsenic, Total	ug/L	MW-3D	01/24/2017	ND	10.0000		1.7099
Arsenic, Total	ug/L	MW-3D	05/22/2017	ND	10.0000		1.7099
Arsenic, Total	ug/L	MW-3D	08/07/2017	ND	10.0000		1.7099
Arsenic, Total	ug/L	MW-3D	05/29/2018	ND	10.0000		1.7099
Arsenic, Total	ug/L	MW-3D	09/17/2018		2.7000	*	1.7099
Arsenic, Total	ug/L	MW-3D	05/15/2019		2.9000	*	1.7099
Arsenic, Total	ug/L	MW-3D	11/06/2019		2.9000	*	1.7099
Arsenic, Total	ug/L	MW-3D	05/18/2020		3.3000	*	1.7099
Arsenic, Total	ug/L	MW-3D	11/03/2020		2.9000	*	1.7099
Arsenic, Total	ug/L	MW-3D	05/03/2021		3.8000	*	1.7099
Arsenic, Total	ug/L	MW-3D	11/01/2021		3.4000	*	1.7099
Arsenic, Total	ug/L	MW-3D	05/02/2022		3.3000	*	1.7099
Arsenic, Total	ug/L	MW-7D	04/06/2016		428.0000	*	1.7099
Arsenic, Total	ug/L	MW-7D	05/25/2016		435.0000	*	1.7099
Arsenic, Total	ug/L	MW-7D	08/09/2016		412.0000	*	1.7099
Arsenic, Total	ug/L	MW-7D	09/27/2016		408.0000	*	1.7099
Arsenic, Total	ug/L	MW-7D	11/29/2016		417.0000	*	1.7099
Arsenic, Total	ug/L	MW-7D	01/25/2017		468.0000	*	1.7099
Arsenic, Total	ug/L	MW-7D	05/23/2017		509.0000	*	1.7099
Arsenic, Total	ug/L	MW-7D	08/08/2017		504.0000	*	1.7099
Arsenic, Total	ug/L	MW-7D	05/30/2018		491.0000	*	1.7099
Arsenic, Total	ug/L	MW-7D	09/18/2018		433.0000	*	1.7099
Arsenic, Total	ug/L	MW-7D	05/15/2019		471.0000	*	1.7099
Arsenic, Total	ug/L	MW-7D	11/06/2019		432.0000	*	1.7099
Arsenic, Total	ug/L	MW-7D	05/27/2020		467.0000	*	1.7099
Arsenic, Total	ug/L	MW-7D	11/17/2020		402.0000	*	1.7099

* - Significantly increased over background.
** - Detect at limit for 100% NDs in background (NPPL only).
*** - Manual exclusion.
ND = Not Detected, Result = detection limit.

Table C-7

Historical Downgradient Data for Constituent-Well Combinations that Failed the Current Statistical Evaluation or are in Verification Resampling Mode

Constituent	Units	Well	Date		Result		Pred. Limit
Arsenic, Total	ug/L	MW-7D	05/06/2021		476.0000	*	1.7099
Arsenic, Total	ug/L	MW-7D	11/02/2021		457.0000	*	1.7099
Arsenic, Total	ug/L	MW-7D	05/04/2022		484.0000	*	1.7099
Arsenic, Total	ug/L	MW-9D	04/06/2016	ND	10.0000		1.7099
Arsenic, Total	ug/L	MW-9D	05/25/2016	ND	10.0000		1.7099
Arsenic, Total	ug/L	MW-9D	08/08/2016	ND	10.0000		1.7099
Arsenic, Total	ug/L	MW-9D	09/27/2016	ND	10.0000		1.7099
Arsenic, Total	ug/L	MW-9D	11/29/2016	ND	10.0000		1.7099
Arsenic, Total	ug/L	MW-9D	01/25/2017	ND	10.0000		1.7099
Arsenic, Total	ug/L	MW-9D	05/23/2017	ND	10.0000		1.7099
Arsenic, Total	ug/L	MW-9D	08/08/2017	ND	10.0000		1.7099
Arsenic, Total	ug/L	MW-9D	05/30/2018	ND	10.0000		1.7099
Arsenic, Total	ug/L	MW-9D	09/17/2018		2.8000	*	1.7099
Arsenic, Total	ug/L	MW-9D	05/16/2019		2.1000	*	1.7099
Arsenic, Total	ug/L	MW-9D	11/06/2019		3.2000	*	1.7099
Arsenic, Total	ug/L	MW-9D	05/19/2020		5.3000	*	1.7099
Arsenic, Total	ug/L	MW-9D	11/04/2020		4.7000	*	1.7099
Arsenic, Total	ug/L	MW-9D	05/03/2021		8.7000	*	1.7099
Arsenic, Total	ug/L	MW-9D	11/04/2021		9.0000	*	1.7099
Arsenic, Total	ug/L	MW-9D	05/06/2022		21.3000	*	1.7099
Arsenic, Total	ug/L	MW-9I	04/06/2016	ND	10.0000		1.7099
Arsenic, Total	ug/L	MW-9I	05/25/2016	ND	10.0000		1.7099
Arsenic, Total	ug/L	MW-9I	08/08/2016	ND	10.0000		1.7099
Arsenic, Total	ug/L	MW-9I	09/27/2016	ND	10.0000		1.7099
Arsenic, Total	ug/L	MW-9I	11/28/2016	ND	10.0000		1.7099
Arsenic, Total	ug/L	MW-9I	01/25/2017	ND	10.0000		1.7099
Arsenic, Total	ug/L	MW-9I	05/23/2017	ND	10.0000		1.7099
Arsenic, Total	ug/L	MW-9I	08/08/2017	ND	10.0000		1.7099
Arsenic, Total	ug/L	MW-9I	05/30/2018	ND	10.0000		1.7099
Arsenic, Total	ug/L	MW-9I	09/17/2018		5.0000	*	1.7099

* - Significantly increased over background.
** - Detect at limit for 100% NDs in background (NPPL only).
*** - Manual exclusion.
ND = Not Detected, Result = detection limit.

Table C-7

Historical Downgradient Data for Constituent-Well Combinations that Failed the Current Statistical Evaluation or are in Verification Resampling Mode

Constituent	Units	Well	Date		Result		Pred. Limit
Arsenic, Total	ug/L	MW-9I	05/16/2019		3.8000	*	1.7099
Arsenic, Total	ug/L	MW-9I	11/06/2019		4.0000	*	1.7099
Arsenic, Total	ug/L	MW-9I	05/19/2020		4.2000	*	1.7099
Arsenic, Total	ug/L	MW-9I	11/04/2020		4.6000	*	1.7099
Arsenic, Total	ug/L	MW-9I	05/03/2021		4.8000	*	1.7099
Arsenic, Total	ug/L	MW-9I	11/04/2021		5.2000	*	1.7099
Arsenic, Total	ug/L	MW-9I	05/06/2022		11.3000	*	1.7099
Barium, Total	ug/L	MW-1D	04/07/2016		47.2000		76.8798
Barium, Total	ug/L	MW-1D	05/26/2016		49.6000		76.8798
Barium, Total	ug/L	MW-1D	08/09/2016		51.6000		76.8798
Barium, Total	ug/L	MW-1D	09/27/2016		49.8000		76.8798
Barium, Total	ug/L	MW-1D	11/29/2016		39.3000		76.8798
Barium, Total	ug/L	MW-1D	01/26/2017		44.2000		76.8798
Barium, Total	ug/L	MW-1D	05/23/2017		48.4000		76.8798
Barium, Total	ug/L	MW-1D	08/09/2017		51.3000		76.8798
Barium, Total	ug/L	MW-1D	05/29/2018		49.8000		76.8798
Barium, Total	ug/L	MW-1D	09/17/2018		51.7000		76.8798
Barium, Total	ug/L	MW-1D	05/15/2019		61.8000		76.8798
Barium, Total	ug/L	MW-1D	11/07/2019		55.5000		76.8798
Barium, Total	ug/L	MW-1D	05/26/2020		71.0000		76.8798
Barium, Total	ug/L	MW-1D	11/06/2020		113.0000	*	76.8798
Barium, Total	ug/L	MW-1D	05/05/2021		77.5000	*	76.8798
Barium, Total	ug/L	MW-1D	11/03/2021		72.0000		76.8798
Barium, Total	ug/L	MW-1D	05/09/2022		78.0000	*	76.8798
Barium, Total	ug/L	MW-9I	04/06/2016		36.9000		76.8798
Barium, Total	ug/L	MW-9I	05/25/2016		19.5000		76.8798
Barium, Total	ug/L	MW-9I	08/08/2016		19.9000		76.8798
Barium, Total	ug/L	MW-9I	09/27/2016		22.8000		76.8798
Barium, Total	ug/L	MW-9I	11/28/2016		25.1000		76.8798
Barium, Total	ug/L	MW-9I	01/25/2017		30.8000		76.8798

* - Significantly increased over background.
** - Detect at limit for 100% NDs in background (NPPL only).
*** - Manual exclusion.
ND = Not Detected, Result = detection limit.

Table C-7

Historical Downgradient Data for Constituent-Well Combinations that Failed the Current Statistical Evaluation or are in Verification Resampling Mode

Constituent	Units	Well	Date		Result		Pred. Limit
Barium, Total	ug/L	MW-9I	05/23/2017		33.0000		76.8798
Barium, Total	ug/L	MW-9I	08/08/2017		34.3000		76.8798
Barium, Total	ug/L	MW-9I	05/30/2018		57.7000		76.8798
Barium, Total	ug/L	MW-9I	09/17/2018		53.7000		76.8798
Barium, Total	ug/L	MW-9I	05/16/2019		57.3000		76.8798
Barium, Total	ug/L	MW-9I	11/06/2019		56.8000		76.8798
Barium, Total	ug/L	MW-9I	05/19/2020		64.2000		76.8798
Barium, Total	ug/L	MW-9I	11/04/2020		67.1000		76.8798
Barium, Total	ug/L	MW-9I	05/03/2021		69.5000		76.8798
Barium, Total	ug/L	MW-9I	11/04/2021		73.4000		76.8798
Barium, Total	ug/L	MW-9I	05/06/2022		78.1000	*	76.8798
Cobalt, Total	ug/L	MW-7D	04/06/2016	ND	10.0000		1.0000
Cobalt, Total	ug/L	MW-7D	05/25/2016	ND	5.0000		1.0000
Cobalt, Total	ug/L	MW-7D	08/09/2016	ND	5.0000		1.0000
Cobalt, Total	ug/L	MW-7D	09/27/2016	ND	5.0000		1.0000
Cobalt, Total	ug/L	MW-7D	11/29/2016	ND	5.0000		1.0000
Cobalt, Total	ug/L	MW-7D	01/25/2017	ND	5.0000		1.0000
Cobalt, Total	ug/L	MW-7D	05/23/2017	ND	5.0000		1.0000
Cobalt, Total	ug/L	MW-7D	08/08/2017	ND	5.0000		1.0000
Cobalt, Total	ug/L	MW-7D	05/30/2018	ND	5.0000		1.0000
Cobalt, Total	ug/L	MW-7D	05/15/2019	ND	1.0000		1.0000
Cobalt, Total	ug/L	MW-7D	11/06/2019	ND	1.0000		1.0000
Cobalt, Total	ug/L	MW-7D	05/27/2020	ND	1.0000		1.0000
Cobalt, Total	ug/L	MW-7D	11/17/2020	ND	1.0000		1.0000
Cobalt, Total	ug/L	MW-7D	05/06/2021	ND	1.0000		1.0000
Cobalt, Total	ug/L	MW-7D	11/02/2021		1.8000	*	1.0000
Cobalt, Total	ug/L	MW-7D	05/04/2022	ND	1.0000		1.0000
Fluoride	mg/L	MW-10D	04/06/2016		1.7000	*	0.1300
Fluoride	mg/L	MW-10D	05/25/2016		2.2000	*	0.1300
Fluoride	mg/L	MW-10D	08/09/2016		2.1000	*	0.1300

* - Significantly increased over background.
** - Detect at limit for 100% NDs in background (NPPL only).
*** - Manual exclusion.
ND = Not Detected, Result = detection limit.

Table C-7

Historical Downgradient Data for Constituent-Well Combinations that Failed the Current Statistical Evaluation or are in Verification Resampling Mode

Constituent	Units	Well	Date		Result		Pred. Limit
Fluoride	mg/L	MW-10D	09/27/2016		2.2000	*	0.1300
Fluoride	mg/L	MW-10D	11/29/2016		2.2000	*	0.1300
Fluoride	mg/L	MW-10D	01/25/2017		2.3000	*	0.1300
Fluoride	mg/L	MW-10D	05/23/2017		2.2000	*	0.1300
Fluoride	mg/L	MW-10D	08/08/2017		2.2000	*	0.1300
Fluoride	mg/L	MW-10D	09/20/2017		2.1000	*	0.1300
Fluoride	mg/L	MW-10D	05/30/2018		2.6000	*	0.1300
Fluoride	mg/L	MW-10D	09/18/2018		2.6000	*	0.1300
Fluoride	mg/L	MW-10D	05/16/2019		2.4000	*	0.1300
Fluoride	mg/L	MW-10D	11/05/2019		2.3000	*	0.1300
Fluoride	mg/L	MW-10D	05/19/2020		2.5000	*	0.1300
Fluoride	mg/L	MW-10D	11/05/2020		2.6000	*	0.1300
Fluoride	mg/L	MW-10D	05/06/2021		2.6000	*	0.1300
Fluoride	mg/L	MW-10D	11/02/2021		2.0000	*	0.1300
Fluoride	mg/L	MW-10D	05/02/2022		1.9000	*	0.1300
Fluoride	mg/L	MW-11D	04/07/2016		0.3800	*	0.1300
Fluoride	mg/L	MW-11D	05/26/2016		0.3700	*	0.1300
Fluoride	mg/L	MW-11D	08/10/2016		0.3100	*	0.1300
Fluoride	mg/L	MW-11D	09/28/2016		0.3000	*	0.1300
Fluoride	mg/L	MW-11D	11/30/2016		0.2900	*	0.1300
Fluoride	mg/L	MW-11D	01/26/2017		0.3100	*	0.1300
Fluoride	mg/L	MW-11D	05/24/2017		0.4300	*	0.1300
Fluoride	mg/L	MW-11D	08/09/2017		0.4500	*	0.1300
Fluoride	mg/L	MW-11D	09/20/2017		0.4800	*	0.1300
Fluoride	mg/L	MW-11D	05/29/2018		0.4500	*	0.1300
Fluoride	mg/L	MW-11D	09/14/2018		0.3100	*	0.1300
Fluoride	mg/L	MW-11D	05/14/2019		0.4700	*	0.1300
Fluoride	mg/L	MW-11D	11/07/2019		0.4100	*	0.1300
Fluoride	mg/L	MW-11D	05/27/2020		0.3700	*	0.1300
Fluoride	mg/L	MW-11D	11/05/2020		0.4300	*	0.1300

* - Significantly increased over background.
** - Detect at limit for 100% NDs in background (NPPL only).
*** - Manual exclusion.
ND = Not Detected, Result = detection limit.

Table C-7

Historical Downgradient Data for Constituent-Well Combinations that Failed the Current Statistical Evaluation or are in Verification Resampling Mode

Constituent	Units	Well	Date		Result		Pred. Limit
Fluoride	mg/L	MW-11D	05/05/2021		0.2500	*	0.1300
Fluoride	mg/L	MW-11D	11/01/2021		0.3600	*	0.1300
Fluoride	mg/L	MW-11D	05/10/2022		0.3000	*	0.1300
Fluoride	mg/L	MW-12D	04/06/2016		0.2200	*	0.1300
Fluoride	mg/L	MW-12D	05/25/2016		0.2700	*	0.1300
Fluoride	mg/L	MW-12D	08/09/2016		0.2800	*	0.1300
Fluoride	mg/L	MW-12D	09/27/2016		0.3100	*	0.1300
Fluoride	mg/L	MW-12D	11/29/2016		0.3800	*	0.1300
Fluoride	mg/L	MW-12D	01/25/2017		0.4900	*	0.1300
Fluoride	mg/L	MW-12D	05/23/2017		0.5000	*	0.1300
Fluoride	mg/L	MW-12D	08/08/2017		0.5300	*	0.1300
Fluoride	mg/L	MW-12D	09/20/2017		0.4400	*	0.1300
Fluoride	mg/L	MW-12D	05/30/2018		1.1000	*	0.1300
Fluoride	mg/L	MW-12D	09/17/2018		0.9500	*	0.1300
Fluoride	mg/L	MW-12D	05/16/2019		1.3000	*	0.1300
Fluoride	mg/L	MW-12D	11/06/2019		1.2000	*	0.1300
Fluoride	mg/L	MW-12D	05/18/2020		1.1000	*	0.1300
Fluoride	mg/L	MW-12D	11/05/2020		0.9700	*	0.1300
Fluoride	mg/L	MW-12D	05/03/2021		1.3000	*	0.1300
Fluoride	mg/L	MW-12D	11/01/2021		1.3000	*	0.1300
Fluoride	mg/L	MW-12D	05/06/2022		1.9000	*	0.1300
Fluoride	mg/L	MW-13D	04/06/2016		0.3900	*	0.1300
Fluoride	mg/L	MW-13D	05/25/2016		0.4000	*	0.1300
Fluoride	mg/L	MW-13D	08/09/2016		0.3700	*	0.1300
Fluoride	mg/L	MW-13D	09/27/2016		0.3700	*	0.1300
Fluoride	mg/L	MW-13D	11/29/2016		0.3700	*	0.1300
Fluoride	mg/L	MW-13D	01/25/2017		0.3700	*	0.1300
Fluoride	mg/L	MW-13D	05/23/2017		0.3600	*	0.1300
Fluoride	mg/L	MW-13D	08/08/2017		0.4300	*	0.1300
Fluoride	mg/L	MW-13D	09/20/2017		0.4100	*	0.1300

* - Significantly increased over background.
** - Detect at limit for 100% NDs in background (NPPL only).
*** - Manual exclusion.
ND = Not Detected, Result = detection limit.

Table C-7

Historical Downgradient Data for Constituent-Well Combinations that Failed the Current Statistical Evaluation or are in Verification Resampling Mode

Constituent	Units	Well	Date		Result		Pred. Limit
Fluoride	mg/L	MW-13D	05/30/2018		0.4500	*	0.1300
Fluoride	mg/L	MW-13D	09/18/2018		0.4700	*	0.1300
Fluoride	mg/L	MW-13D	05/16/2019		0.4900	*	0.1300
Fluoride	mg/L	MW-13D	11/06/2019		0.4900	*	0.1300
Fluoride	mg/L	MW-13D	05/19/2020		0.5900	*	0.1300
Fluoride	mg/L	MW-13D	11/05/2020		0.6200	*	0.1300
Fluoride	mg/L	MW-13D	05/06/2021		0.6000	*	0.1300
Fluoride	mg/L	MW-13D	11/01/2021		0.5500	*	0.1300
Fluoride	mg/L	MW-13D	05/04/2022		0.7600	*	0.1300
Fluoride	mg/L	MW-14D	04/07/2016		0.3700	*	0.1300
Fluoride	mg/L	MW-14D	05/26/2016		0.3600	*	0.1300
Fluoride	mg/L	MW-14D	08/10/2016		0.3600	*	0.1300
Fluoride	mg/L	MW-14D	09/28/2016		0.3700	*	0.1300
Fluoride	mg/L	MW-14D	11/30/2016		0.3900	*	0.1300
Fluoride	mg/L	MW-14D	01/26/2017		0.3100	*	0.1300
Fluoride	mg/L	MW-14D	05/23/2017		0.3400	*	0.1300
Fluoride	mg/L	MW-14D	08/09/2017		0.3400	*	0.1300
Fluoride	mg/L	MW-14D	09/20/2017		0.3400	*	0.1300
Fluoride	mg/L	MW-14D	05/30/2018		0.3200	*	0.1300
Fluoride	mg/L	MW-14D	09/17/2018		0.2300	*	0.1300
Fluoride	mg/L	MW-14D	05/15/2019		0.2800	*	0.1300
Fluoride	mg/L	MW-14D	11/07/2019		0.2100	*	0.1300
Fluoride	mg/L	MW-14D	05/26/2020	ND	0.1000		0.1300
Fluoride	mg/L	MW-14D	11/05/2020		0.2600	*	0.1300
Fluoride	mg/L	MW-14D	05/05/2021	ND	0.1000		0.1300
Fluoride	mg/L	MW-14D	11/01/2021		0.2000	*	0.1300
Fluoride	mg/L	MW-14D	05/11/2022		0.3300	*	0.1300
Fluoride	mg/L	MW-1D	04/07/2016		0.4300	*	0.1300
Fluoride	mg/L	MW-1D	05/26/2016		0.4700	*	0.1300
Fluoride	mg/L	MW-1D	08/09/2016		0.3800	*	0.1300

* - Significantly increased over background.
** - Detect at limit for 100% NDs in background (NPPL only).
*** - Manual exclusion.
ND = Not Detected, Result = detection limit.

Table C-7

Historical Downgradient Data for Constituent-Well Combinations that Failed the Current Statistical Evaluation or are in Verification Resampling Mode

Constituent	Units	Well	Date		Result		Pred. Limit
Fluoride	mg/L	MW-1D	09/27/2016		0.3700	*	0.1300
Fluoride	mg/L	MW-1D	11/29/2016		0.3900	*	0.1300
Fluoride	mg/L	MW-1D	01/26/2017		0.4100	*	0.1300
Fluoride	mg/L	MW-1D	05/23/2017		0.4200	*	0.1300
Fluoride	mg/L	MW-1D	08/09/2017		0.4100	*	0.1300
Fluoride	mg/L	MW-1D	09/20/2017		0.4200	*	0.1300
Fluoride	mg/L	MW-1D	05/29/2018		0.3700	*	0.1300
Fluoride	mg/L	MW-1D	09/17/2018		0.3700	*	0.1300
Fluoride	mg/L	MW-1D	05/15/2019		0.3400	*	0.1300
Fluoride	mg/L	MW-1D	11/07/2019		0.3100	*	0.1300
Fluoride	mg/L	MW-1D	05/26/2020		0.2600	*	0.1300
Fluoride	mg/L	MW-1D	11/06/2020		0.3300	*	0.1300
Fluoride	mg/L	MW-1D	05/05/2021		0.2300	*	0.1300
Fluoride	mg/L	MW-1D	11/03/2021		0.3100	*	0.1300
Fluoride	mg/L	MW-1D	05/09/2022		0.4200	*	0.1300
Fluoride	mg/L	MW-2D	04/05/2016		2.1000	*	0.1300
Fluoride	mg/L	MW-2D	05/24/2016		2.2000	*	0.1300
Fluoride	mg/L	MW-2D	08/08/2016		2.2000	*	0.1300
Fluoride	mg/L	MW-2D	09/26/2016		2.6000	*	0.1300
Fluoride	mg/L	MW-2D	11/28/2016		2.6000	*	0.1300
Fluoride	mg/L	MW-2D	01/24/2017		2.4000	*	0.1300
Fluoride	mg/L	MW-2D	05/22/2017		2.6000	*	0.1300
Fluoride	mg/L	MW-2D	08/07/2017		2.6000	*	0.1300
Fluoride	mg/L	MW-2D	09/20/2017		2.6000	*	0.1300
Fluoride	mg/L	MW-2D	05/29/2018		2.6000	*	0.1300
Fluoride	mg/L	MW-2D	09/17/2018		2.8000	*	0.1300
Fluoride	mg/L	MW-2D	05/15/2019		1.6000	*	0.1300
Fluoride	mg/L	MW-2D	11/05/2019		1.3000	*	0.1300
Fluoride	mg/L	MW-2D	05/19/2020		1.2000	*	0.1300
Fluoride	mg/L	MW-2D	11/04/2020		1.0000	*	0.1300

* - Significantly increased over background.
** - Detect at limit for 100% NDs in background (NPPL only).
*** - Manual exclusion.
ND = Not Detected, Result = detection limit.

Table C-7

Historical Downgradient Data for Constituent-Well Combinations that Failed the Current Statistical Evaluation or are in Verification Resampling Mode

Constituent	Units	Well	Date		Result		Pred. Limit
Fluoride	mg/L	MW-2D	05/03/2021		0.8700	*	0.1300
Fluoride	mg/L	MW-2D	11/01/2021		0.8600	*	0.1300
Fluoride	mg/L	MW-2D	05/04/2022		0.9500	*	0.1300
Fluoride	mg/L	MW-3D	04/05/2016		0.3300	*	0.1300
Fluoride	mg/L	MW-3D	05/25/2016		0.4300	*	0.1300
Fluoride	mg/L	MW-3D	08/08/2016		0.4100	*	0.1300
Fluoride	mg/L	MW-3D	09/26/2016		0.4400	*	0.1300
Fluoride	mg/L	MW-3D	11/28/2016		0.4200	*	0.1300
Fluoride	mg/L	MW-3D	01/24/2017		0.4000	*	0.1300
Fluoride	mg/L	MW-3D	05/22/2017		0.3800	*	0.1300
Fluoride	mg/L	MW-3D	08/07/2017		0.4000	*	0.1300
Fluoride	mg/L	MW-3D	09/20/2017		0.4000	*	0.1300
Fluoride	mg/L	MW-3D	05/29/2018		0.2900	*	0.1300
Fluoride	mg/L	MW-3D	09/17/2018		0.2800	*	0.1300
Fluoride	mg/L	MW-3D	05/15/2019		0.2400	*	0.1300
Fluoride	mg/L	MW-3D	11/06/2019		0.2100	*	0.1300
Fluoride	mg/L	MW-3D	05/18/2020		0.2300	*	0.1300
Fluoride	mg/L	MW-3D	11/03/2020		0.2000	*	0.1300
Fluoride	mg/L	MW-3D	05/03/2021		0.1800	*	0.1300
Fluoride	mg/L	MW-3D	11/01/2021		0.1500	*	0.1300
Fluoride	mg/L	MW-3D	05/02/2022		0.1400	*	0.1300
Fluoride	mg/L	MW-7D	04/06/2016		0.2800	*	0.1300
Fluoride	mg/L	MW-7D	05/25/2016		0.3300	*	0.1300
Fluoride	mg/L	MW-7D	08/09/2016		0.3100	*	0.1300
Fluoride	mg/L	MW-7D	09/27/2016		0.3100	*	0.1300
Fluoride	mg/L	MW-7D	11/29/2016		0.3000	*	0.1300
Fluoride	mg/L	MW-7D	01/25/2017		0.2600	*	0.1300
Fluoride	mg/L	MW-7D	05/23/2017		0.2500	*	0.1300
Fluoride	mg/L	MW-7D	08/08/2017		0.2800	*	0.1300
Fluoride	mg/L	MW-7D	09/20/2017		0.2600	*	0.1300

* - Significantly increased over background.
** - Detect at limit for 100% NDs in background (NPPL only).
*** - Manual exclusion.
ND = Not Detected, Result = detection limit.

Table C-7

Historical Downgradient Data for Constituent-Well Combinations that Failed the Current Statistical Evaluation or are in Verification Resampling Mode

Constituent	Units	Well	Date		Result		Pred. Limit
Fluoride	mg/L	MW-7D	05/30/2018		0.2900	*	0.1300
Fluoride	mg/L	MW-7D	09/18/2018		0.3000	*	0.1300
Fluoride	mg/L	MW-7D	05/15/2019		0.3200	*	0.1300
Fluoride	mg/L	MW-7D	11/06/2019		0.3500	*	0.1300
Fluoride	mg/L	MW-7D	05/27/2020		0.3900	*	0.1300
Fluoride	mg/L	MW-7D	11/17/2020		0.4200	*	0.1300
Fluoride	mg/L	MW-7D	05/06/2021		0.3600	*	0.1300
Fluoride	mg/L	MW-7D	11/02/2021		0.3800	*	0.1300
Fluoride	mg/L	MW-7D	05/04/2022		0.5100	*	0.1300
Fluoride	mg/L	MW-9D	04/06/2016		0.3400	*	0.1300
Fluoride	mg/L	MW-9D	05/25/2016		0.3900	*	0.1300
Fluoride	mg/L	MW-9D	08/08/2016		0.3900	*	0.1300
Fluoride	mg/L	MW-9D	09/27/2016		0.4000	*	0.1300
Fluoride	mg/L	MW-9D	11/29/2016		0.4400	*	0.1300
Fluoride	mg/L	MW-9D	01/25/2017		0.4000	*	0.1300
Fluoride	mg/L	MW-9D	05/23/2017		0.4600	*	0.1300
Fluoride	mg/L	MW-9D	08/08/2017		0.4900	*	0.1300
Fluoride	mg/L	MW-9D	09/20/2017		0.5200	*	0.1300
Fluoride	mg/L	MW-9D	05/30/2018		0.4500	*	0.1300
Fluoride	mg/L	MW-9D	09/17/2018		0.4300	*	0.1300
Fluoride	mg/L	MW-9D	05/16/2019		0.4400	*	0.1300
Fluoride	mg/L	MW-9D	11/06/2019		0.4400	*	0.1300
Fluoride	mg/L	MW-9D	05/19/2020		0.4600	*	0.1300
Fluoride	mg/L	MW-9D	11/04/2020		0.4200	*	0.1300
Fluoride	mg/L	MW-9D	05/03/2021		0.4000	*	0.1300
Fluoride	mg/L	MW-9D	11/04/2021		0.3600	*	0.1300
Fluoride	mg/L	MW-9D	05/06/2022		0.4800	*	0.1300
Fluoride	mg/L	MW-9I	04/06/2016		0.4400	*	0.1300
Fluoride	mg/L	MW-9I	05/25/2016		0.5300	*	0.1300
Fluoride	mg/L	MW-9I	08/08/2016		0.5500	*	0.1300

* - Significantly increased over background.
** - Detect at limit for 100% NDs in background (NPPL only).
*** - Manual exclusion.
ND = Not Detected, Result = detection limit.

Table C-7

Historical Downgradient Data for Constituent-Well Combinations that Failed the Current Statistical Evaluation or are in Verification Resampling Mode

Constituent	Units	Well	Date		Result		Pred. Limit
Fluoride	mg/L	MW-9I	09/27/2016		0.5800	*	0.1300
Fluoride	mg/L	MW-9I	11/28/2016		0.6100	*	0.1300
Fluoride	mg/L	MW-9I	01/25/2017		0.5300	*	0.1300
Fluoride	mg/L	MW-9I	05/23/2017		0.5700	*	0.1300
Fluoride	mg/L	MW-9I	08/08/2017		0.5800	*	0.1300
Fluoride	mg/L	MW-9I	09/20/2017		0.5900	*	0.1300
Fluoride	mg/L	MW-9I	05/30/2018		0.5300	*	0.1300
Fluoride	mg/L	MW-9I	09/17/2018		0.5800	*	0.1300
Fluoride	mg/L	MW-9I	05/16/2019		0.6800	*	0.1300
Fluoride	mg/L	MW-9I	11/06/2019		0.6900	*	0.1300
Fluoride	mg/L	MW-9I	05/19/2020		0.7300	*	0.1300
Fluoride	mg/L	MW-9I	11/04/2020		0.7800	*	0.1300
Fluoride	mg/L	MW-9I	05/03/2021		0.9700	*	0.1300
Fluoride	mg/L	MW-9I	11/04/2021		0.9800	*	0.1300
Fluoride	mg/L	MW-9I	05/06/2022		1.2000	*	0.1300
Lithium, Total	ug/L	MW-10D	04/06/2016		123.0000	*	20.0000
Lithium, Total	ug/L	MW-10D	05/25/2016		105.0000	*	20.0000
Lithium, Total	ug/L	MW-10D	08/09/2016		96.3000	*	20.0000
Lithium, Total	ug/L	MW-10D	09/27/2016		82.9000	*	20.0000
Lithium, Total	ug/L	MW-10D	11/29/2016		92.2000	*	20.0000
Lithium, Total	ug/L	MW-10D	01/25/2017		92.0000	*	20.0000
Lithium, Total	ug/L	MW-10D	05/23/2017		85.2000	*	20.0000
Lithium, Total	ug/L	MW-10D	08/08/2017		86.2000	*	20.0000
Lithium, Total	ug/L	MW-10D	05/30/2018		63.3000	*	20.0000
Lithium, Total	ug/L	MW-10D	09/18/2018		61.6000	*	20.0000
Lithium, Total	ug/L	MW-10D	05/16/2019		69.4000	*	20.0000
Lithium, Total	ug/L	MW-10D	11/05/2019		61.6000	*	20.0000
Lithium, Total	ug/L	MW-10D	05/19/2020		62.5000	*	20.0000
Lithium, Total	ug/L	MW-10D	11/05/2020		52.2000	*	20.0000
Lithium, Total	ug/L	MW-10D	05/06/2021		49.8000	*	20.0000

* - Significantly increased over background.
** - Detect at limit for 100% NDs in background (NPPL only).
*** - Manual exclusion.
ND = Not Detected, Result = detection limit.

Table C-7

Historical Downgradient Data for Constituent-Well Combinations that Failed the Current Statistical Evaluation or are in Verification Resampling Mode

Constituent	Units	Well	Date		Result		Pred. Limit
Lithium, Total	ug/L	MW-10D	11/02/2021		67.4000	*	20.0000
Lithium, Total	ug/L	MW-10D	05/02/2022		65.6000	*	20.0000
Lithium, Total	ug/L	MW-11D	04/07/2016		127.0000	*	20.0000
Lithium, Total	ug/L	MW-11D	05/26/2016		122.0000	*	20.0000
Lithium, Total	ug/L	MW-11D	08/10/2016		132.0000	*	20.0000
Lithium, Total	ug/L	MW-11D	09/28/2016		128.0000	*	20.0000
Lithium, Total	ug/L	MW-11D	11/30/2016		137.0000	*	20.0000
Lithium, Total	ug/L	MW-11D	01/26/2017		133.0000	*	20.0000
Lithium, Total	ug/L	MW-11D	05/24/2017		109.0000	*	20.0000
Lithium, Total	ug/L	MW-11D	08/09/2017		124.0000	*	20.0000
Lithium, Total	ug/L	MW-11D	05/29/2018		122.0000	*	20.0000
Lithium, Total	ug/L	MW-11D	09/14/2018		126.0000	*	20.0000
Lithium, Total	ug/L	MW-11D	05/14/2019		128.0000	*	20.0000
Lithium, Total	ug/L	MW-11D	11/07/2019		128.0000	*	20.0000
Lithium, Total	ug/L	MW-11D	05/27/2020		142.0000	*	20.0000
Lithium, Total	ug/L	MW-11D	11/05/2020		134.0000	*	20.0000
Lithium, Total	ug/L	MW-11D	05/05/2021		141.0000	*	20.0000
Lithium, Total	ug/L	MW-11D	11/01/2021		150.0000	*	20.0000
Lithium, Total	ug/L	MW-11D	05/10/2022		147.0000	*	20.0000
Lithium, Total	ug/L	MW-12D	04/06/2016		141.0000	*	20.0000
Lithium, Total	ug/L	MW-12D	05/25/2016		152.0000	*	20.0000
Lithium, Total	ug/L	MW-12D	08/09/2016		140.0000	*	20.0000
Lithium, Total	ug/L	MW-12D	09/27/2016		147.0000	*	20.0000
Lithium, Total	ug/L	MW-12D	11/29/2016		140.0000	*	20.0000
Lithium, Total	ug/L	MW-12D	01/25/2017		166.0000	*	20.0000
Lithium, Total	ug/L	MW-12D	05/23/2017		129.0000	*	20.0000
Lithium, Total	ug/L	MW-12D	08/08/2017		151.0000	*	20.0000
Lithium, Total	ug/L	MW-12D	05/30/2018		118.0000	*	20.0000
Lithium, Total	ug/L	MW-12D	09/17/2018		122.0000	*	20.0000
Lithium, Total	ug/L	MW-12D	05/16/2019		104.0000	*	20.0000

* - Significantly increased over background.
** - Detect at limit for 100% NDs in background (NPPL only).
*** - Manual exclusion.
ND = Not Detected, Result = detection limit.

Table C-7

Historical Downgradient Data for Constituent-Well Combinations that Failed the Current Statistical Evaluation or are in Verification Resampling Mode

Constituent	Units	Well	Date		Result		Pred. Limit
Lithium, Total	ug/L	MW-12D	11/06/2019		104.0000	*	20.0000
Lithium, Total	ug/L	MW-12D	05/18/2020		113.0000	*	20.0000
Lithium, Total	ug/L	MW-12D	11/05/2020		108.0000	*	20.0000
Lithium, Total	ug/L	MW-12D	05/03/2021		69.6000	*	20.0000
Lithium, Total	ug/L	MW-12D	11/01/2021		95.5000	*	20.0000
Lithium, Total	ug/L	MW-12D	05/06/2022		74.8000	*	20.0000
Lithium, Total	ug/L	MW-13D	04/06/2016		87.6000	*	20.0000
Lithium, Total	ug/L	MW-13D	05/25/2016		99.8000	*	20.0000
Lithium, Total	ug/L	MW-13D	08/09/2016		112.0000	*	20.0000
Lithium, Total	ug/L	MW-13D	09/27/2016		133.0000	*	20.0000
Lithium, Total	ug/L	MW-13D	11/29/2016		176.0000	*	20.0000
Lithium, Total	ug/L	MW-13D	01/25/2017		190.0000	*	20.0000
Lithium, Total	ug/L	MW-13D	05/23/2017		154.0000	*	20.0000
Lithium, Total	ug/L	MW-13D	08/08/2017		128.0000	*	20.0000
Lithium, Total	ug/L	MW-13D	05/30/2018		112.0000	*	20.0000
Lithium, Total	ug/L	MW-13D	09/18/2018		101.0000	*	20.0000
Lithium, Total	ug/L	MW-13D	05/16/2019		105.0000	*	20.0000
Lithium, Total	ug/L	MW-13D	11/06/2019		85.0000	*	20.0000
Lithium, Total	ug/L	MW-13D	05/19/2020		96.8000	*	20.0000
Lithium, Total	ug/L	MW-13D	11/05/2020		79.6000	*	20.0000
Lithium, Total	ug/L	MW-13D	05/06/2021		72.7000	*	20.0000
Lithium, Total	ug/L	MW-13D	11/01/2021		84.7000	*	20.0000
Lithium, Total	ug/L	MW-13D	05/04/2022		76.3000	*	20.0000
Lithium, Total	ug/L	MW-14D	04/07/2016		526.0000	*	20.0000
Lithium, Total	ug/L	MW-14D	05/26/2016		620.0000	*	20.0000
Lithium, Total	ug/L	MW-14D	08/10/2016		358.0000	*	20.0000
Lithium, Total	ug/L	MW-14D	09/28/2016		355.0000	*	20.0000
Lithium, Total	ug/L	MW-14D	11/30/2016		352.0000	*	20.0000
Lithium, Total	ug/L	MW-14D	01/26/2017		520.0000	*	20.0000
Lithium, Total	ug/L	MW-14D	05/23/2017		662.0000	*	20.0000

* - Significantly increased over background.
** - Detect at limit for 100% NDs in background (NPPL only).
*** - Manual exclusion.
ND = Not Detected, Result = detection limit.

Table C-7

Historical Downgradient Data for Constituent-Well Combinations that Failed the Current Statistical Evaluation or are in Verification Resampling Mode

Constituent	Units	Well	Date		Result		Pred. Limit
Lithium, Total	ug/L	MW-14D	08/09/2017		541.0000	*	20.0000
Lithium, Total	ug/L	MW-14D	05/30/2018		664.0000	*	20.0000
Lithium, Total	ug/L	MW-14D	09/17/2018		610.0000	*	20.0000
Lithium, Total	ug/L	MW-14D	05/15/2019		567.0000	*	20.0000
Lithium, Total	ug/L	MW-14D	11/07/2019		479.0000	*	20.0000
Lithium, Total	ug/L	MW-14D	05/26/2020		820.0000	*	20.0000
Lithium, Total	ug/L	MW-14D	11/05/2020		445.0000	*	20.0000
Lithium, Total	ug/L	MW-14D	05/05/2021		809.0000	*	20.0000
Lithium, Total	ug/L	MW-14D	11/01/2021		751.0000	*	20.0000
Lithium, Total	ug/L	MW-14D	05/11/2022		768.0000	*	20.0000
Lithium, Total	ug/L	MW-1D	04/07/2016		87.6000	*	20.0000
Lithium, Total	ug/L	MW-1D	05/26/2016		86.0000	*	20.0000
Lithium, Total	ug/L	MW-1D	08/09/2016		84.4000	*	20.0000
Lithium, Total	ug/L	MW-1D	09/27/2016		68.2000	*	20.0000
Lithium, Total	ug/L	MW-1D	11/29/2016		70.8000	*	20.0000
Lithium, Total	ug/L	MW-1D	01/26/2017		60.7000	*	20.0000
Lithium, Total	ug/L	MW-1D	05/23/2017		54.8000	*	20.0000
Lithium, Total	ug/L	MW-1D	08/09/2017		57.4000	*	20.0000
Lithium, Total	ug/L	MW-1D	05/29/2018		38.5000	*	20.0000
Lithium, Total	ug/L	MW-1D	09/17/2018		31.2000	*	20.0000
Lithium, Total	ug/L	MW-1D	05/15/2019		53.4000	*	20.0000
Lithium, Total	ug/L	MW-1D	11/07/2019		29.3000	*	20.0000
Lithium, Total	ug/L	MW-1D	05/26/2020		37.7000	*	20.0000
Lithium, Total	ug/L	MW-1D	11/06/2020	ND	20.0000		20.0000
Lithium, Total	ug/L	MW-1D	05/05/2021		23.6000	*	20.0000
Lithium, Total	ug/L	MW-1D	11/03/2021		23.4000	*	20.0000
Lithium, Total	ug/L	MW-1D	05/09/2022	ND	20.0000		20.0000
Lithium, Total	ug/L	MW-2D	04/05/2016		108.0000	*	20.0000
Lithium, Total	ug/L	MW-2D	05/24/2016		105.0000	*	20.0000
Lithium, Total	ug/L	MW-2D	08/08/2016		103.0000	*	20.0000

* - Significantly increased over background.
** - Detect at limit for 100% NDs in background (NPPL only).
*** - Manual exclusion.
ND = Not Detected, Result = detection limit.

Table C-7

Historical Downgradient Data for Constituent-Well Combinations that Failed the Current Statistical Evaluation or are in Verification Resampling Mode

Constituent	Units	Well	Date		Result		Pred. Limit
Lithium, Total	ug/L	MW-2D	09/26/2016		77.8000	*	20.0000
Lithium, Total	ug/L	MW-2D	11/28/2016		91.2000	*	20.0000
Lithium, Total	ug/L	MW-2D	01/24/2017		90.2000	*	20.0000
Lithium, Total	ug/L	MW-2D	05/22/2017		73.3000	*	20.0000
Lithium, Total	ug/L	MW-2D	08/07/2017		87.8000	*	20.0000
Lithium, Total	ug/L	MW-2D	05/29/2018		36.7000	*	20.0000
Lithium, Total	ug/L	MW-2D	09/17/2018		32.1000	*	20.0000
Lithium, Total	ug/L	MW-2D	05/15/2019		45.2000	*	20.0000
Lithium, Total	ug/L	MW-2D	11/05/2019		65.0000	*	20.0000
Lithium, Total	ug/L	MW-2D	05/19/2020		42.8000	*	20.0000
Lithium, Total	ug/L	MW-2D	11/04/2020		55.4000	*	20.0000
Lithium, Total	ug/L	MW-2D	05/03/2021		40.3000	*	20.0000
Lithium, Total	ug/L	MW-2D	11/01/2021		56.1000	*	20.0000
Lithium, Total	ug/L	MW-2D	05/04/2022		49.4000	*	20.0000
Lithium, Total	ug/L	MW-7D	04/06/2016		150.0000	*	20.0000
Lithium, Total	ug/L	MW-7D	05/25/2016		132.0000	*	20.0000
Lithium, Total	ug/L	MW-7D	08/09/2016		120.0000	*	20.0000
Lithium, Total	ug/L	MW-7D	09/27/2016		107.0000	*	20.0000
Lithium, Total	ug/L	MW-7D	11/29/2016		127.0000	*	20.0000
Lithium, Total	ug/L	MW-7D	01/25/2017		150.0000	*	20.0000
Lithium, Total	ug/L	MW-7D	05/23/2017		136.0000	*	20.0000
Lithium, Total	ug/L	MW-7D	08/08/2017		152.0000	*	20.0000
Lithium, Total	ug/L	MW-7D	05/30/2018		120.0000	*	20.0000
Lithium, Total	ug/L	MW-7D	09/18/2018		110.0000	*	20.0000
Lithium, Total	ug/L	MW-7D	05/15/2019		125.0000	*	20.0000
Lithium, Total	ug/L	MW-7D	11/06/2019		95.5000	*	20.0000
Lithium, Total	ug/L	MW-7D	05/27/2020		104.0000	*	20.0000
Lithium, Total	ug/L	MW-7D	11/17/2020		91.7000	*	20.0000
Lithium, Total	ug/L	MW-7D	05/06/2021		96.9000	*	20.0000
Lithium, Total	ug/L	MW-7D	11/02/2021		103.0000	*	20.0000

* - Significantly increased over background.
** - Detect at limit for 100% NDs in background (NPPL only).
*** - Manual exclusion.
ND = Not Detected, Result = detection limit.

Table C-7

Historical Downgradient Data for Constituent-Well Combinations that Failed the Current Statistical Evaluation or are in Verification Resampling Mode

Constituent	Units	Well	Date		Result		Pred. Limit
Lithium, Total	ug/L	MW-7D	05/04/2022		100.0000	*	20.0000
Lithium, Total	ug/L	MW-9D	04/06/2016		146.0000	*	20.0000
Lithium, Total	ug/L	MW-9D	05/25/2016		134.0000	*	20.0000
Lithium, Total	ug/L	MW-9D	08/08/2016		123.0000	*	20.0000
Lithium, Total	ug/L	MW-9D	09/27/2016		102.0000	*	20.0000
Lithium, Total	ug/L	MW-9D	11/29/2016		119.0000	*	20.0000
Lithium, Total	ug/L	MW-9D	01/25/2017		109.0000	*	20.0000
Lithium, Total	ug/L	MW-9D	05/23/2017		71.9000	*	20.0000
Lithium, Total	ug/L	MW-9D	08/08/2017		65.9000	*	20.0000
Lithium, Total	ug/L	MW-9D	05/30/2018		48.2000	*	20.0000
Lithium, Total	ug/L	MW-9D	09/17/2018		43.5000	*	20.0000
Lithium, Total	ug/L	MW-9D	05/16/2019		44.4000	*	20.0000
Lithium, Total	ug/L	MW-9D	11/06/2019		33.6000	*	20.0000
Lithium, Total	ug/L	MW-9D	05/19/2020		32.1000	*	20.0000
Lithium, Total	ug/L	MW-9D	11/04/2020		25.2000	*	20.0000
Lithium, Total	ug/L	MW-9D	05/03/2021		25.0000	*	20.0000
Lithium, Total	ug/L	MW-9D	11/04/2021		23.0000	*	20.0000
Lithium, Total	ug/L	MW-9D	05/06/2022		22.6000	*	20.0000
Lithium, Total	ug/L	MW-9I	04/06/2016		104.0000	*	20.0000
Lithium, Total	ug/L	MW-9I	05/25/2016		79.6000	*	20.0000
Lithium, Total	ug/L	MW-9I	08/08/2016		68.6000	*	20.0000
Lithium, Total	ug/L	MW-9I	09/27/2016		58.3000	*	20.0000
Lithium, Total	ug/L	MW-9I	11/28/2016		62.3000	*	20.0000
Lithium, Total	ug/L	MW-9I	01/25/2017		59.6000	*	20.0000
Lithium, Total	ug/L	MW-9I	05/23/2017		51.5000	*	20.0000
Lithium, Total	ug/L	MW-9I	08/08/2017		56.3000	*	20.0000
Lithium, Total	ug/L	MW-9I	05/30/2018		35.4000	*	20.0000
Lithium, Total	ug/L	MW-9I	09/17/2018		37.0000	*	20.0000
Lithium, Total	ug/L	MW-9I	05/16/2019		38.4000	*	20.0000
Lithium, Total	ug/L	MW-9I	11/06/2019		30.2000	*	20.0000

* - Significantly increased over background.
** - Detect at limit for 100% NDs in background (NPPL only).
*** - Manual exclusion.
ND = Not Detected, Result = detection limit.

Table C-7

Historical Downgradient Data for Constituent-Well Combinations that Failed the Current Statistical Evaluation or are in Verification Resampling Mode

Constituent	Units	Well	Date		Result		Pred. Limit
Lithium, Total	ug/L	MW-9I	05/19/2020		30.6000	*	20.0000
Lithium, Total	ug/L	MW-9I	11/04/2020		23.3000	*	20.0000
Lithium, Total	ug/L	MW-9I	05/03/2021		30.5000	*	20.0000
Lithium, Total	ug/L	MW-9I	11/04/2021		28.5000	*	20.0000
Lithium, Total	ug/L	MW-9I	05/06/2022		25.6000	*	20.0000
Molybdenum, Total	ug/L	MW-10D	04/06/2016		264.0000	*	10.0000
Molybdenum, Total	ug/L	MW-10D	05/25/2016		288.0000	*	10.0000
Molybdenum, Total	ug/L	MW-10D	08/09/2016		290.0000	*	10.0000
Molybdenum, Total	ug/L	MW-10D	09/27/2016		259.0000	*	10.0000
Molybdenum, Total	ug/L	MW-10D	11/29/2016		274.0000	*	10.0000
Molybdenum, Total	ug/L	MW-10D	01/25/2017		251.0000	*	10.0000
Molybdenum, Total	ug/L	MW-10D	05/23/2017		235.0000	*	10.0000
Molybdenum, Total	ug/L	MW-10D	08/08/2017		220.0000	*	10.0000
Molybdenum, Total	ug/L	MW-10D	05/30/2018		168.0000	*	10.0000
Molybdenum, Total	ug/L	MW-10D	09/18/2018		141.0000	*	10.0000
Molybdenum, Total	ug/L	MW-10D	05/16/2019		99.0000	*	10.0000
Molybdenum, Total	ug/L	MW-10D	11/05/2019		76.5000	*	10.0000
Molybdenum, Total	ug/L	MW-10D	05/19/2020		72.8000	*	10.0000
Molybdenum, Total	ug/L	MW-10D	11/05/2020		88.6000	*	10.0000
Molybdenum, Total	ug/L	MW-10D	05/06/2021		97.2000	*	10.0000
Molybdenum, Total	ug/L	MW-10D	11/02/2021		84.1000	*	10.0000
Molybdenum, Total	ug/L	MW-10D	05/02/2022		82.4000	*	10.0000
Molybdenum, Total	ug/L	MW-12D	04/06/2016		286.0000	*	10.0000
Molybdenum, Total	ug/L	MW-12D	05/25/2016		257.0000	*	10.0000
Molybdenum, Total	ug/L	MW-12D	08/09/2016		270.0000	*	10.0000
Molybdenum, Total	ug/L	MW-12D	09/27/2016		274.0000	*	10.0000
Molybdenum, Total	ug/L	MW-12D	11/29/2016		249.0000	*	10.0000
Molybdenum, Total	ug/L	MW-12D	01/25/2017		254.0000	*	10.0000
Molybdenum, Total	ug/L	MW-12D	05/23/2017		214.0000	*	10.0000
Molybdenum, Total	ug/L	MW-12D	08/08/2017		232.0000	*	10.0000

* - Significantly increased over background.
** - Detect at limit for 100% NDs in background (NPPL only).
*** - Manual exclusion.
ND = Not Detected, Result = detection limit.

Table C-7

Historical Downgradient Data for Constituent-Well Combinations that Failed the Current Statistical Evaluation or are in Verification Resampling Mode

Constituent	Units	Well	Date		Result		Pred. Limit
Molybdenum, Total	ug/L	MW-12D	05/30/2018		232.0000	*	10.0000
Molybdenum, Total	ug/L	MW-12D	09/17/2018		239.0000	*	10.0000
Molybdenum, Total	ug/L	MW-12D	05/16/2019		219.0000	*	10.0000
Molybdenum, Total	ug/L	MW-12D	11/06/2019		218.0000	*	10.0000
Molybdenum, Total	ug/L	MW-12D	05/18/2020		227.0000	*	10.0000
Molybdenum, Total	ug/L	MW-12D	11/05/2020		200.0000	*	10.0000
Molybdenum, Total	ug/L	MW-12D	05/03/2021		173.0000	*	10.0000
Molybdenum, Total	ug/L	MW-12D	11/01/2021		176.0000	*	10.0000
Molybdenum, Total	ug/L	MW-12D	05/06/2022		154.0000	*	10.0000
Molybdenum, Total	ug/L	MW-13D	04/06/2016		646.0000	*	10.0000
Molybdenum, Total	ug/L	MW-13D	05/25/2016		575.0000	*	10.0000
Molybdenum, Total	ug/L	MW-13D	08/09/2016		671.0000	*	10.0000
Molybdenum, Total	ug/L	MW-13D	09/27/2016		647.0000	*	10.0000
Molybdenum, Total	ug/L	MW-13D	11/29/2016		695.0000	*	10.0000
Molybdenum, Total	ug/L	MW-13D	01/25/2017		704.0000	*	10.0000
Molybdenum, Total	ug/L	MW-13D	05/23/2017		667.0000	*	10.0000
Molybdenum, Total	ug/L	MW-13D	08/08/2017		651.0000	*	10.0000
Molybdenum, Total	ug/L	MW-13D	05/30/2018		922.0000	*	10.0000
Molybdenum, Total	ug/L	MW-13D	09/18/2018		857.0000	*	10.0000
Molybdenum, Total	ug/L	MW-13D	05/16/2019		1090.0000	*	10.0000
Molybdenum, Total	ug/L	MW-13D	11/06/2019		880.0000	*	10.0000
Molybdenum, Total	ug/L	MW-13D	05/19/2020		881.0000	*	10.0000
Molybdenum, Total	ug/L	MW-13D	11/05/2020		859.0000	*	10.0000
Molybdenum, Total	ug/L	MW-13D	05/06/2021		762.0000	*	10.0000
Molybdenum, Total	ug/L	MW-13D	11/01/2021		599.0000	*	10.0000
Molybdenum, Total	ug/L	MW-13D	05/04/2022		565.0000	*	10.0000
Molybdenum, Total	ug/L	MW-14D	04/07/2016		200.0000	*	10.0000
Molybdenum, Total	ug/L	MW-14D	05/26/2016		187.0000	*	10.0000
Molybdenum, Total	ug/L	MW-14D	08/10/2016		254.0000	*	10.0000
Molybdenum, Total	ug/L	MW-14D	09/28/2016		242.0000	*	10.0000

* - Significantly increased over background.
** - Detect at limit for 100% NDs in background (NPPL only).
*** - Manual exclusion.
ND = Not Detected, Result = detection limit.

Table C-7

Historical Downgradient Data for Constituent-Well Combinations that Failed the Current Statistical Evaluation or are in Verification Resampling Mode

Constituent	Units	Well	Date		Result		Pred. Limit
Molybdenum, Total	ug/L	MW-14D	11/30/2016		245.0000	*	10.0000
Molybdenum, Total	ug/L	MW-14D	01/26/2017		219.0000	*	10.0000
Molybdenum, Total	ug/L	MW-14D	05/23/2017		224.0000	*	10.0000
Molybdenum, Total	ug/L	MW-14D	08/09/2017		200.0000	*	10.0000
Molybdenum, Total	ug/L	MW-14D	05/30/2018		185.0000	*	10.0000
Molybdenum, Total	ug/L	MW-14D	09/17/2018		185.0000	*	10.0000
Molybdenum, Total	ug/L	MW-14D	05/15/2019		188.0000	*	10.0000
Molybdenum, Total	ug/L	MW-14D	11/07/2019		267.0000	*	10.0000
Molybdenum, Total	ug/L	MW-14D	05/26/2020		187.0000	*	10.0000
Molybdenum, Total	ug/L	MW-14D	11/05/2020		259.0000	*	10.0000
Molybdenum, Total	ug/L	MW-14D	05/05/2021		218.0000	*	10.0000
Molybdenum, Total	ug/L	MW-14D	11/01/2021		257.0000	*	10.0000
Molybdenum, Total	ug/L	MW-14D	05/11/2022		203.0000	*	10.0000
Molybdenum, Total	ug/L	MW-1D	04/07/2016		234.0000	*	10.0000
Molybdenum, Total	ug/L	MW-1D	05/26/2016		205.0000	*	10.0000
Molybdenum, Total	ug/L	MW-1D	08/09/2016		159.0000	*	10.0000
Molybdenum, Total	ug/L	MW-1D	09/27/2016		130.0000	*	10.0000
Molybdenum, Total	ug/L	MW-1D	11/29/2016		128.0000	*	10.0000
Molybdenum, Total	ug/L	MW-1D	01/26/2017		121.0000	*	10.0000
Molybdenum, Total	ug/L	MW-1D	05/23/2017		97.0000	*	10.0000
Molybdenum, Total	ug/L	MW-1D	08/09/2017		76.2000	*	10.0000
Molybdenum, Total	ug/L	MW-1D	05/29/2018		63.5000	*	10.0000
Molybdenum, Total	ug/L	MW-1D	09/17/2018		51.2000	*	10.0000
Molybdenum, Total	ug/L	MW-1D	05/15/2019		54.5000	*	10.0000
Molybdenum, Total	ug/L	MW-1D	11/07/2019		47.8000	*	10.0000
Molybdenum, Total	ug/L	MW-1D	05/26/2020		44.9000	*	10.0000
Molybdenum, Total	ug/L	MW-1D	11/06/2020		34.6000	*	10.0000
Molybdenum, Total	ug/L	MW-1D	05/05/2021		39.8000	*	10.0000
Molybdenum, Total	ug/L	MW-1D	11/03/2021		33.6000	*	10.0000
Molybdenum, Total	ug/L	MW-1D	05/09/2022		37.7000	*	10.0000

* - Significantly increased over background.
** - Detect at limit for 100% NDs in background (NPPL only).
*** - Manual exclusion.
ND = Not Detected, Result = detection limit.

Table C-7

Historical Downgradient Data for Constituent-Well Combinations that Failed the Current Statistical Evaluation or are in Verification Resampling Mode

Constituent	Units	Well	Date		Result		Pred. Limit
Molybdenum, Total	ug/L	MW-2D	04/05/2016		289.0000	*	10.0000
Molybdenum, Total	ug/L	MW-2D	05/24/2016		286.0000	*	10.0000
Molybdenum, Total	ug/L	MW-2D	08/08/2016		273.0000	*	10.0000
Molybdenum, Total	ug/L	MW-2D	09/26/2016		256.0000	*	10.0000
Molybdenum, Total	ug/L	MW-2D	11/28/2016		279.0000	*	10.0000
Molybdenum, Total	ug/L	MW-2D	01/24/2017		262.0000	*	10.0000
Molybdenum, Total	ug/L	MW-2D	05/22/2017		263.0000	*	10.0000
Molybdenum, Total	ug/L	MW-2D	08/07/2017		241.0000	*	10.0000
Molybdenum, Total	ug/L	MW-2D	05/29/2018		250.0000	*	10.0000
Molybdenum, Total	ug/L	MW-2D	09/17/2018		194.0000	*	10.0000
Molybdenum, Total	ug/L	MW-2D	05/15/2019		106.0000	*	10.0000
Molybdenum, Total	ug/L	MW-2D	11/05/2019		79.6000	*	10.0000
Molybdenum, Total	ug/L	MW-2D	05/19/2020		89.3000	*	10.0000
Molybdenum, Total	ug/L	MW-2D	11/04/2020		76.9000	*	10.0000
Molybdenum, Total	ug/L	MW-2D	05/03/2021		56.3000	*	10.0000
Molybdenum, Total	ug/L	MW-2D	11/01/2021		56.4000	*	10.0000
Molybdenum, Total	ug/L	MW-2D	05/04/2022		52.8000	*	10.0000
Molybdenum, Total	ug/L	MW-7D	04/06/2016		423.0000	*	10.0000
Molybdenum, Total	ug/L	MW-7D	05/25/2016		445.0000	*	10.0000
Molybdenum, Total	ug/L	MW-7D	08/09/2016		460.0000	*	10.0000
Molybdenum, Total	ug/L	MW-7D	09/27/2016		448.0000	*	10.0000
Molybdenum, Total	ug/L	MW-7D	11/29/2016		488.0000	*	10.0000
Molybdenum, Total	ug/L	MW-7D	01/25/2017		461.0000	*	10.0000
Molybdenum, Total	ug/L	MW-7D	05/23/2017		441.0000	*	10.0000
Molybdenum, Total	ug/L	MW-7D	08/08/2017		455.0000	*	10.0000
Molybdenum, Total	ug/L	MW-7D	05/30/2018		544.0000	*	10.0000
Molybdenum, Total	ug/L	MW-7D	09/18/2018		574.0000	*	10.0000
Molybdenum, Total	ug/L	MW-7D	05/15/2019		616.0000	*	10.0000
Molybdenum, Total	ug/L	MW-7D	11/06/2019		617.0000	*	10.0000
Molybdenum, Total	ug/L	MW-7D	05/27/2020		736.0000	*	10.0000

* - Significantly increased over background.
** - Detect at limit for 100% NDs in background (NPPL only).
*** - Manual exclusion.
ND = Not Detected, Result = detection limit.

Table C-7

Historical Downgradient Data for Constituent-Well Combinations that Failed the Current Statistical Evaluation or are in Verification Resampling Mode

Constituent	Units	Well	Date		Result		Pred. Limit
Molybdenum, Total	ug/L	MW-7D	11/17/2020		697.0000	*	10.0000
Molybdenum, Total	ug/L	MW-7D	05/06/2021		704.0000	*	10.0000
Molybdenum, Total	ug/L	MW-7D	11/02/2021		688.0000	*	10.0000
Molybdenum, Total	ug/L	MW-7D	05/04/2022		592.0000	*	10.0000
Molybdenum, Total	ug/L	MW-9D	04/06/2016		130.0000	*	10.0000
Molybdenum, Total	ug/L	MW-9D	05/25/2016		132.0000	*	10.0000
Molybdenum, Total	ug/L	MW-9D	08/08/2016		128.0000	*	10.0000
Molybdenum, Total	ug/L	MW-9D	09/27/2016		122.0000	*	10.0000
Molybdenum, Total	ug/L	MW-9D	11/29/2016		140.0000	*	10.0000
Molybdenum, Total	ug/L	MW-9D	01/25/2017		143.0000	*	10.0000
Molybdenum, Total	ug/L	MW-9D	05/23/2017		124.0000	*	10.0000
Molybdenum, Total	ug/L	MW-9D	08/08/2017		96.0000	*	10.0000
Molybdenum, Total	ug/L	MW-9D	05/30/2018		109.0000	*	10.0000
Molybdenum, Total	ug/L	MW-9D	09/17/2018		85.5000	*	10.0000
Molybdenum, Total	ug/L	MW-9D	05/16/2019		50.4000	*	10.0000
Molybdenum, Total	ug/L	MW-9D	11/06/2019		53.3000	*	10.0000
Molybdenum, Total	ug/L	MW-9D	05/19/2020		55.5000	*	10.0000
Molybdenum, Total	ug/L	MW-9D	11/04/2020		45.2000	*	10.0000
Molybdenum, Total	ug/L	MW-9D	05/03/2021		49.6000	*	10.0000
Molybdenum, Total	ug/L	MW-9D	11/04/2021		41.3000	*	10.0000
Molybdenum, Total	ug/L	MW-9D	05/06/2022		47.5000	*	10.0000
Molybdenum, Total	ug/L	MW-9I	04/06/2016		214.0000	*	10.0000
Molybdenum, Total	ug/L	MW-9I	05/25/2016		218.0000	*	10.0000
Molybdenum, Total	ug/L	MW-9I	08/08/2016		201.0000	*	10.0000
Molybdenum, Total	ug/L	MW-9I	09/27/2016		191.0000	*	10.0000
Molybdenum, Total	ug/L	MW-9I	11/28/2016		189.0000	*	10.0000
Molybdenum, Total	ug/L	MW-9I	01/25/2017		157.0000	*	10.0000
Molybdenum, Total	ug/L	MW-9I	05/23/2017		130.0000	*	10.0000
Molybdenum, Total	ug/L	MW-9I	08/08/2017		115.0000	*	10.0000
Molybdenum, Total	ug/L	MW-9I	05/30/2018		125.0000	*	10.0000

* - Significantly increased over background.
** - Detect at limit for 100% NDs in background (NPPL only).
*** - Manual exclusion.
ND = Not Detected, Result = detection limit.

Table C-7

Historical Downgradient Data for Constituent-Well Combinations that Failed the Current Statistical Evaluation or are in Verification Resampling Mode

Constituent	Units	Well	Date		Result		Pred. Limit
Molybdenum, Total	ug/L	MW-9I	09/17/2018		110.0000	*	10.0000
Molybdenum, Total	ug/L	MW-9I	05/16/2019		96.8000	*	10.0000
Molybdenum, Total	ug/L	MW-9I	11/06/2019		91.2000	*	10.0000
Molybdenum, Total	ug/L	MW-9I	05/19/2020		95.9000	*	10.0000
Molybdenum, Total	ug/L	MW-9I	11/04/2020		89.2000	*	10.0000
Molybdenum, Total	ug/L	MW-9I	05/03/2021		134.0000	*	10.0000
Molybdenum, Total	ug/L	MW-9I	11/04/2021		123.0000	*	10.0000
Molybdenum, Total	ug/L	MW-9I	05/06/2022		111.0000	*	10.0000

* - Significantly increased over background.
** - Detect at limit for 100% NDs in background (NPPL only).
*** - Manual exclusion.
ND = Not Detected, Result = detection limit.

False Positive and False Negative Rates for Current Upgradient vs. Downgradient Monitoring Program

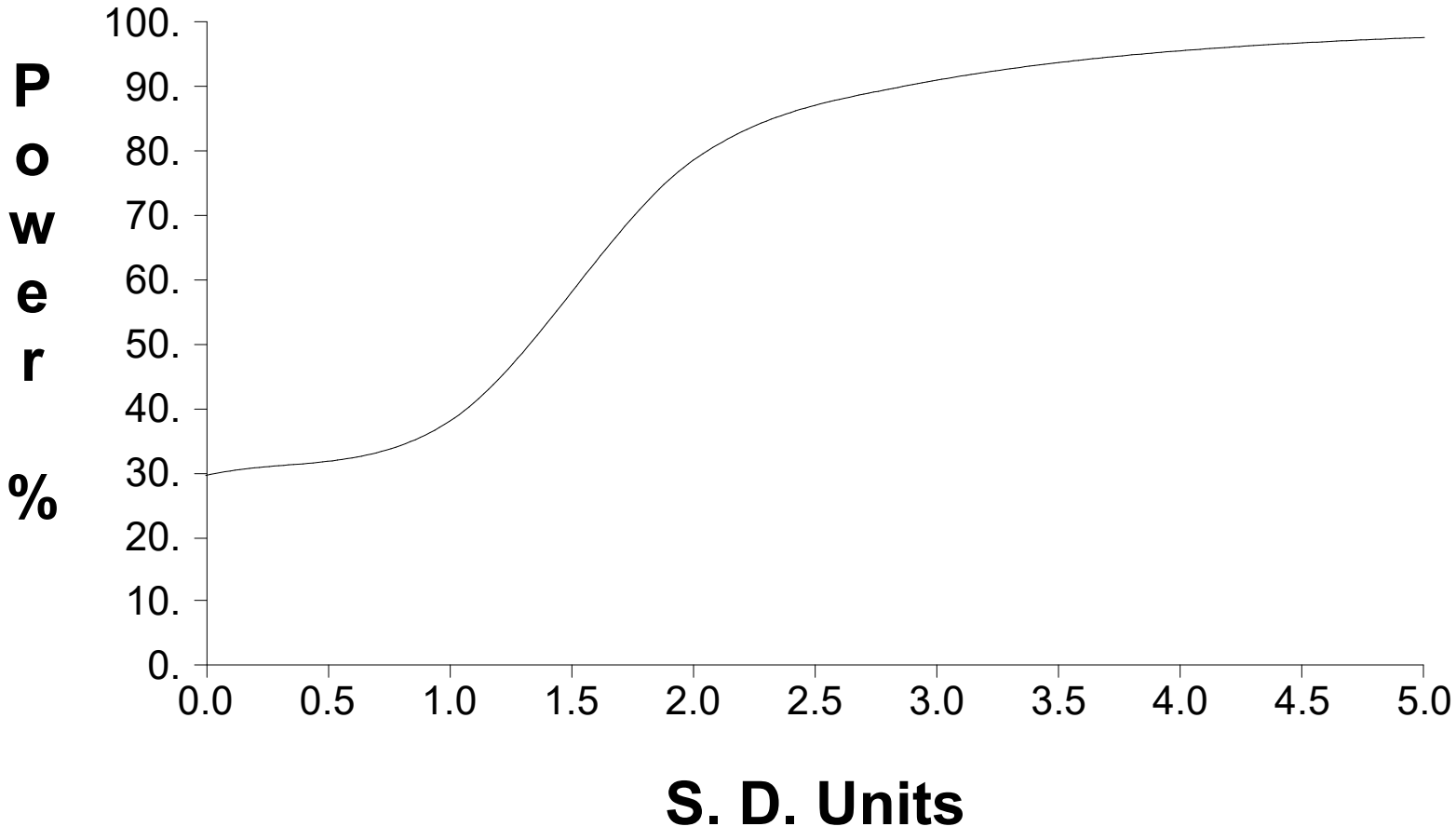

95% LCL DOCUMENTATION

NOVEMBER 2021

Table 1

Confidence Intervals for Comparing the Mean of the Last 4 Measurements to an Assessment Monitoring Standard

Constituent	Units	Well	N	Mean	SD	Factor	95% LCL	95% UCL	Standard	Trend	
Antimony, Total	ug/L	MW-10S	4	3.000	0.000	1.176	3.000	3.000	6.000		
Antimony, Total	ug/L	MW-11S	4	3.000	0.000	1.176	3.000	3.000	6.000		
Antimony, Total	ug/L	MW-12S	4	3.025	0.974	1.176	1.879	4.171	6.000		
Antimony, Total	ug/L	MW-13S	4	3.000	0.000	1.176	3.000	3.000	6.000		
Antimony, Total	ug/L	MW-1S	4	3.050	0.252	1.176	2.754	3.346	6.000		
Antimony, Total	ug/L	MW-2S	4	3.000	0.000	1.176	3.000	3.000	6.000		
Antimony, Total	ug/L	MW-3S	4	6.900	0.966	1.176	5.764	8.036	6.000		
Antimony, Total	ug/L	MW-4S	4	3.000	0.000	1.176	3.000	3.000	6.000		
Antimony, Total	ug/L	MW-5S	4	3.000	0.000	1.176	3.000	3.000	6.000		
Antimony, Total	ug/L	MW-6S	4	3.000	0.000	1.176	3.000	3.000	6.000		
Antimony, Total	ug/L	MW-7S	4	3.000	0.000	1.176	3.000	3.000	6.000		
Antimony, Total	ug/L	MW-8S	4	3.000	0.000	1.176	3.000	3.000	6.000		
Antimony, Total	ug/L	MW-9S	4	9.200	1.738	1.176	7.156	11.244	6.000	dec	**
Arsenic, Total	ug/L	MW-10S	4	387.250	39.685	1.176	340.569	433.931	10.000		**
Arsenic, Total	ug/L	MW-11S	4	5.250	5.702	1.176	0.000	11.958	10.000		
Arsenic, Total	ug/L	MW-12S	4	46.250	14.295	1.176	29.435	63.065	10.000	inc	**
Arsenic, Total	ug/L	MW-13S	4	358.250	55.686	1.176	292.747	423.753	10.000		**
Arsenic, Total	ug/L	MW-1S	4	16.400	7.901	1.176	7.106	25.694	10.000		
Arsenic, Total	ug/L	MW-2S	4	15.300	9.940	1.176	3.608	26.992	10.000	dec	
Arsenic, Total	ug/L	MW-3S	4	2.325	1.791	1.176	0.218	4.432	10.000		
Arsenic, Total	ug/L	MW-4S	4	3.625	1.804	1.176	1.503	5.747	10.000		
Arsenic, Total	ug/L	MW-5S	4	5.000	0.000	1.176	5.000	5.000	10.000		
Arsenic, Total	ug/L	MW-6S	4	21.675	12.971	1.176	6.418	36.932	10.000		
Arsenic, Total	ug/L	MW-7S	4	406.000	43.688	1.176	354.610	457.390	10.000		**
Arsenic, Total	ug/L	MW-8S	4	5.000	0.000	1.176	5.000	5.000	10.000		
Arsenic, Total	ug/L	MW-9S	4	4.125	1.750	1.176	2.066	6.184	10.000		
Barium, Total	ug/L	MW-10S	4	72.250	17.972	1.176	51.110	93.390	2000.000		
Barium, Total	ug/L	MW-11S	4	132.400	114.403	1.176	0.000	266.971	2000.000		
Barium, Total	ug/L	MW-12S	4	31.425	2.901	1.176	28.013	34.837	2000.000	dec	
Barium, Total	ug/L	MW-13S	4	37.075	4.801	1.176	31.428	42.722	2000.000		
Barium, Total	ug/L	MW-1S	4	92.900	30.102	1.176	57.491	128.309	2000.000		
Barium, Total	ug/L	MW-2S	4	104.625	22.682	1.176	77.945	131.305	2000.000		

* - Insufficient Data
** - Significant Exceedance
LCL = Lower Confidence Limit
UCL = Upper Confidence Limit

Table 1

Confidence Intervals for Comparing the Mean of the Last 4 Measurements to an Assessment Monitoring Standard

Constituent	Units	Well	N	Mean	SD	Factor	95% LCL	95% UCL	Standard	Trend	
Barium, Total	ug/L	MW-3S	4	45.625	6.907	1.176	37.500	53.750	2000.000		
Barium, Total	ug/L	MW-4S	4	84.950	21.815	1.176	59.290	110.610	2000.000		
Barium, Total	ug/L	MW-5S	4	28.225	4.894	1.176	22.468	33.982	2000.000		
Barium, Total	ug/L	MW-6S	4	123.000	12.437	1.176	108.371	137.629	2000.000		
Barium, Total	ug/L	MW-7S	4	39.975	4.381	1.176	34.822	45.128	2000.000	dec	
Barium, Total	ug/L	MW-8S	4	34.175	4.178	1.176	29.260	39.090	2000.000		
Barium, Total	ug/L	MW-9S	4	52.550	1.923	1.176	50.288	54.812	2000.000	inc	
Beryllium, Total	ug/L	MW-10S	4	2.000	0.000	1.176	2.000	2.000	4.000		
Beryllium, Total	ug/L	MW-11S	4	1.680	0.640	1.176	0.927	2.433	4.000		
Beryllium, Total	ug/L	MW-12S	4	2.000	0.000	1.176	2.000	2.000	4.000		
Beryllium, Total	ug/L	MW-13S	4	2.000	0.000	1.176	2.000	2.000	4.000		
Beryllium, Total	ug/L	MW-1S	4	2.000	0.000	1.176	2.000	2.000	4.000		
Beryllium, Total	ug/L	MW-2S	4	2.000	0.000	1.176	2.000	2.000	4.000		
Beryllium, Total	ug/L	MW-3S	4	2.000	0.000	1.176	2.000	2.000	4.000		
Beryllium, Total	ug/L	MW-4S	4	2.000	0.000	1.176	2.000	2.000	4.000		
Beryllium, Total	ug/L	MW-5S	4	2.000	0.000	1.176	2.000	2.000	4.000		
Beryllium, Total	ug/L	MW-6S	4	2.000	0.000	1.176	2.000	2.000	4.000		
Beryllium, Total	ug/L	MW-7S	4	2.000	0.000	1.176	2.000	2.000	4.000		
Beryllium, Total	ug/L	MW-8S	4	2.000	0.000	1.176	2.000	2.000	4.000		
Beryllium, Total	ug/L	MW-9S	4	2.000	0.000	1.176	2.000	2.000	4.000		
Cadmium, Total	ug/L	MW-10S	4	1.000	0.000	1.176	1.000	1.000	5.000		
Cadmium, Total	ug/L	MW-11S	4	1.000	0.000	1.176	1.000	1.000	5.000		
Cadmium, Total	ug/L	MW-12S	4	1.000	0.000	1.176	1.000	1.000	5.000		
Cadmium, Total	ug/L	MW-13S	4	1.000	0.000	1.176	1.000	1.000	5.000		
Cadmium, Total	ug/L	MW-1S	4	1.000	0.000	1.176	1.000	1.000	5.000		
Cadmium, Total	ug/L	MW-2S	4	1.000	0.000	1.176	1.000	1.000	5.000		
Cadmium, Total	ug/L	MW-3S	4	1.000	0.000	1.176	1.000	1.000	5.000		
Cadmium, Total	ug/L	MW-4S	4	1.000	0.000	1.176	1.000	1.000	5.000		
Cadmium, Total	ug/L	MW-5S	4	1.000	0.000	1.176	1.000	1.000	5.000		
Cadmium, Total	ug/L	MW-6S	4	1.000	0.000	1.176	1.000	1.000	5.000		
Cadmium, Total	ug/L	MW-7S	4	1.000	0.000	1.176	1.000	1.000	5.000		
Cadmium, Total	ug/L	MW-8S	4	1.000	0.000	1.176	1.000	1.000	5.000		

* - Insufficient Data
** - Significant Exceedance
LCL = Lower Confidence Limit
UCL = Upper Confidence Limit

Table 1

Confidence Intervals for Comparing the Mean of the Last 4 Measurements to an Assessment Monitoring Standard

Constituent	Units	Well	N	Mean	SD	Factor	95% LCL	95% UCL	Standard	Trend	
Cadmium, Total	ug/L	MW-9S	4	1.000	0.000	1.176	1.000	1.000	5.000		
Chromium, Total	ug/L	MW-10S	4	5.000	0.000	1.176	5.000	5.000	100.000		
Chromium, Total	ug/L	MW-11S	4	12.300	14.600	1.176	0.000	29.474	100.000		
Chromium, Total	ug/L	MW-12S	4	5.000	0.000	1.176	5.000	5.000	100.000		
Chromium, Total	ug/L	MW-13S	4	5.000	0.000	1.176	5.000	5.000	100.000		
Chromium, Total	ug/L	MW-1S	4	5.000	0.000	1.176	5.000	5.000	100.000		
Chromium, Total	ug/L	MW-2S	4	5.000	0.000	1.176	5.000	5.000	100.000		
Chromium, Total	ug/L	MW-3S	4	5.000	0.000	1.176	5.000	5.000	100.000		
Chromium, Total	ug/L	MW-4S	4	5.000	0.000	1.176	5.000	5.000	100.000		
Chromium, Total	ug/L	MW-5S	4	5.000	0.000	1.176	5.000	5.000	100.000		
Chromium, Total	ug/L	MW-6S	4	5.000	0.000	1.176	5.000	5.000	100.000		
Chromium, Total	ug/L	MW-7S	4	5.000	0.000	1.176	5.000	5.000	100.000		
Chromium, Total	ug/L	MW-8S	4	5.000	0.000	1.176	5.000	5.000	100.000		
Chromium, Total	ug/L	MW-9S	4	5.000	0.000	1.176	5.000	5.000	100.000		
Cobalt, Total	ug/L	MW-10S	4	2.175	0.650	1.176	1.410	2.940	6.000		
Cobalt, Total	ug/L	MW-11S	4	4.550	4.100	1.176	0.000	9.373	6.000		
Cobalt, Total	ug/L	MW-12S	4	2.500	0.000	1.176	2.500	2.500	6.000		
Cobalt, Total	ug/L	MW-13S	4	2.500	0.000	1.176	2.500	2.500	6.000		
Cobalt, Total	ug/L	MW-1S	4	2.500	0.000	1.176	2.500	2.500	6.000		
Cobalt, Total	ug/L	MW-2S	4	2.200	0.600	1.176	1.494	2.906	6.000		
Cobalt, Total	ug/L	MW-3S	4	2.500	0.000	1.176	2.500	2.500	6.000		
Cobalt, Total	ug/L	MW-4S	4	2.150	0.700	1.176	1.327	2.973	6.000		
Cobalt, Total	ug/L	MW-5S	4	1.825	0.789	1.176	0.897	2.753	6.000		
Cobalt, Total	ug/L	MW-6S	4	1.850	0.379	1.176	1.405	2.295	6.000		
Cobalt, Total	ug/L	MW-7S	4	2.250	0.500	1.176	1.662	2.838	6.000		
Cobalt, Total	ug/L	MW-8S	4	2.500	0.000	1.176	2.500	2.500	6.000		
Cobalt, Total	ug/L	MW-9S	4	2.500	0.000	1.176	2.500	2.500	6.000		
Fluoride	mg/L	MW-10S	4	2.350	0.238	1.176	2.070	2.630	4.000		
Fluoride	mg/L	MW-11S	4	1.500	0.115	1.176	1.364	1.636	4.000		
Fluoride	mg/L	MW-12S	4	1.725	0.150	1.176	1.549	1.901	4.000	inc	
Fluoride	mg/L	MW-13S	4	0.905	0.051	1.176	0.845	0.965	4.000	inc	
Fluoride	mg/L	MW-1S	4	0.315	0.054	1.176	0.251	0.379	4.000		

* - Insufficient Data
** - Significant Exceedance
LCL = Lower Confidence Limit
UCL = Upper Confidence Limit

Table 1

Confidence Intervals for Comparing the Mean of the Last 4 Measurements to an Assessment Monitoring Standard

Constituent	Units	Well	N	Mean	SD	Factor	95% LCL	95% UCL	Standard	Trend	
Fluoride	mg/L	MW-2S	4	0.455	0.127	1.176	0.306	0.604	4.000		
Fluoride	mg/L	MW-3S	4	0.195	0.052	1.176	0.134	0.256	4.000	dec	
Fluoride	mg/L	MW-4S	4	0.080	0.036	1.176	0.038	0.122	4.000		
Fluoride	mg/L	MW-5S	4	2.075	0.330	1.176	1.686	2.464	4.000	dec	
Fluoride	mg/L	MW-6S	4	1.225	0.171	1.176	1.024	1.426	4.000		
Fluoride	mg/L	MW-7S	4	0.530	0.032	1.176	0.493	0.567	4.000	inc	
Fluoride	mg/L	MW-8S	4	0.108	0.042	1.176	0.058	0.157	4.000	dec	
Fluoride	mg/L	MW-9S	4	0.118	0.081	1.176	0.023	0.212	4.000		
Lead, Total	ug/L	MW-10S	4	5.000	0.000	1.176	5.000	5.000	15.000		
Lead, Total	ug/L	MW-11S	4	7.600	5.200	1.176	1.483	13.717	15.000		
Lead, Total	ug/L	MW-12S	4	5.000	0.000	1.176	5.000	5.000	15.000		
Lead, Total	ug/L	MW-13S	4	5.000	0.000	1.176	5.000	5.000	15.000		
Lead, Total	ug/L	MW-1S	4	5.000	0.000	1.176	5.000	5.000	15.000		
Lead, Total	ug/L	MW-2S	4	5.000	0.000	1.176	5.000	5.000	15.000		
Lead, Total	ug/L	MW-3S	4	5.000	0.000	1.176	5.000	5.000	15.000		
Lead, Total	ug/L	MW-4S	4	5.000	0.000	1.176	5.000	5.000	15.000		
Lead, Total	ug/L	MW-5S	4	5.000	0.000	1.176	5.000	5.000	15.000		
Lead, Total	ug/L	MW-6S	4	5.000	0.000	1.176	5.000	5.000	15.000		
Lead, Total	ug/L	MW-7S	4	5.000	0.000	1.176	5.000	5.000	15.000		
Lead, Total	ug/L	MW-8S	4	5.000	0.000	1.176	5.000	5.000	15.000		
Lead, Total	ug/L	MW-9S	4	5.000	0.000	1.176	5.000	5.000	15.000		
Lithium, Total	ug/L	MW-10S	4	56.075	13.552	1.176	40.133	72.017	40.000	dec	**
Lithium, Total	ug/L	MW-11S	4	17.825	15.650	1.176	0.000	36.234	40.000		
Lithium, Total	ug/L	MW-12S	4	95.575	23.183	1.176	68.305	122.845	40.000	dec	**
Lithium, Total	ug/L	MW-13S	4	72.175	8.825	1.176	61.794	82.556	40.000	dec	**
Lithium, Total	ug/L	MW-1S	4	10.000	0.000	1.176	10.000	10.000	40.000	dec	
Lithium, Total	ug/L	MW-2S	4	13.250	6.500	1.176	5.604	20.896	40.000	dec	
Lithium, Total	ug/L	MW-3S	4	10.000	0.000	1.176	10.000	10.000	40.000		
Lithium, Total	ug/L	MW-4S	4	13.350	6.700	1.176	5.469	21.231	40.000		
Lithium, Total	ug/L	MW-5S	4	46.250	6.108	1.176	39.065	53.435	40.000	dec	
Lithium, Total	ug/L	MW-6S	4	70.500	10.624	1.176	58.003	82.997	40.000		**
Lithium, Total	ug/L	MW-7S	4	85.350	2.496	1.176	82.414	88.286	40.000	dec	**

* - Insufficient Data
** - Significant Exceedance
LCL = Lower Confidence Limit
UCL = Upper Confidence Limit

Table 1

Confidence Intervals for Comparing the Mean of the Last 4 Measurements to an Assessment Monitoring Standard

Constituent	Units	Well	N	Mean	SD	Factor	95% LCL	95% UCL	Standard	Trend	
Lithium, Total	ug/L	MW-8S	4	143.000	30.670	1.176	106.923	179.077	40.000		**
Lithium, Total	ug/L	MW-9S	4	79.600	9.506	1.176	68.418	90.782	40.000	dec	**
Mercury	ug/L	MW-10S	4	1.000	0.000	1.176	1.000	1.000	2.000		
Mercury	ug/L	MW-11S	4	1.000	0.000	1.176	1.000	1.000	2.000		
Mercury	ug/L	MW-12S	4	1.000	0.000	1.176	1.000	1.000	2.000		
Mercury	ug/L	MW-13S	4	1.000	0.000	1.176	1.000	1.000	2.000		
Mercury	ug/L	MW-1S	4	1.000	0.000	1.176	1.000	1.000	2.000		
Mercury	ug/L	MW-2S	4	1.000	0.000	1.176	1.000	1.000	2.000		
Mercury	ug/L	MW-3S	4	1.000	0.000	1.176	1.000	1.000	2.000		
Mercury	ug/L	MW-4S	4	1.000	0.000	1.176	1.000	1.000	2.000		
Mercury	ug/L	MW-5S	4	1.000	0.000	1.176	1.000	1.000	2.000		
Mercury	ug/L	MW-6S	4	1.000	0.000	1.176	1.000	1.000	2.000		
Mercury	ug/L	MW-7S	4	1.000	0.000	1.176	1.000	1.000	2.000		
Mercury	ug/L	MW-8S	4	1.000	0.000	1.176	1.000	1.000	2.000		
Mercury	ug/L	MW-9S	4	1.000	0.000	1.176	1.000	1.000	2.000		
Molybdenum, Total	ug/L	MW-10S	4	75.875	5.300	1.176	69.641	82.109	100.000	dec	
Molybdenum, Total	ug/L	MW-11S	4	79.400	3.203	1.176	75.632	83.168	100.000		
Molybdenum, Total	ug/L	MW-12S	4	194.750	39.694	1.176	148.059	241.441	100.000		**
Molybdenum, Total	ug/L	MW-13S	4	678.250	86.373	1.176	576.651	779.849	100.000		**
Molybdenum, Total	ug/L	MW-1S	4	28.875	5.733	1.176	22.132	35.618	100.000	dec	
Molybdenum, Total	ug/L	MW-2S	4	34.300	4.562	1.176	28.934	39.666	100.000	dec	
Molybdenum, Total	ug/L	MW-3S	4	43.150	5.928	1.176	36.177	50.123	100.000	dec	
Molybdenum, Total	ug/L	MW-4S	4	5.000	0.000	1.176	5.000	5.000	100.000		
Molybdenum, Total	ug/L	MW-5S	4	170.750	37.819	1.176	126.264	215.236	100.000	dec	**
Molybdenum, Total	ug/L	MW-6S	4	189.750	31.983	1.176	152.129	227.371	100.000		**
Molybdenum, Total	ug/L	MW-7S	4	671.750	33.639	1.176	632.181	711.319	100.000	inc	**
Molybdenum, Total	ug/L	MW-8S	4	365.500	116.211	1.176	228.802	502.198	100.000		**
Molybdenum, Total	ug/L	MW-9S	4	127.825	49.893	1.176	69.137	186.513	100.000	dec	
Selenium, Total	ug/L	MW-10S	4	5.000	0.000	1.176	5.000	5.000	50.000		
Selenium, Total	ug/L	MW-11S	4	5.000	0.000	1.176	5.000	5.000	50.000		
Selenium, Total	ug/L	MW-12S	4	5.525	3.845	1.176	1.002	10.048	50.000		
Selenium, Total	ug/L	MW-13S	4	5.000	0.000	1.176	5.000	5.000	50.000		

* - Insufficient Data
** - Significant Exceedance
LCL = Lower Confidence Limit
UCL = Upper Confidence Limit

Table 1

Confidence Intervals for Comparing the Mean of the Last 4 Measurements to an Assessment Monitoring Standard

Constituent	Units	Well	N	Mean	SD	Factor	95% LCL	95% UCL	Standard	Trend	
Selenium, Total	ug/L	MW-1S	4	5.000	0.000	1.176	5.000	5.000	50.000		
Selenium, Total	ug/L	MW-2S	4	5.000	0.000	1.176	5.000	5.000	50.000		
Selenium, Total	ug/L	MW-3S	4	5.700	3.774	1.176	1.260	10.140	50.000		
Selenium, Total	ug/L	MW-4S	4	22.550	12.974	1.176	7.288	37.812	50.000		
Selenium, Total	ug/L	MW-5S	4	5.000	0.000	1.176	5.000	5.000	50.000		
Selenium, Total	ug/L	MW-6S	4	4.650	1.066	1.176	3.396	5.904	50.000		
Selenium, Total	ug/L	MW-7S	4	5.000	0.000	1.176	5.000	5.000	50.000		
Selenium, Total	ug/L	MW-8S	4	2.700	1.602	1.176	0.815	4.585	50.000		
Selenium, Total	ug/L	MW-9S	4	50.975	53.600	1.176	0.000	114.025	50.000		
Thallium, Total	ug/L	MW-10S	4	1.000	0.000	1.176	1.000	1.000	2.000		
Thallium, Total	ug/L	MW-11S	4	1.000	0.000	1.176	1.000	1.000	2.000		
Thallium, Total	ug/L	MW-12S	4	1.000	0.000	1.176	1.000	1.000	2.000		
Thallium, Total	ug/L	MW-13S	4	1.000	0.000	1.176	1.000	1.000	2.000		
Thallium, Total	ug/L	MW-1S	4	1.000	0.000	1.176	1.000	1.000	2.000		
Thallium, Total	ug/L	MW-2S	4	1.000	0.000	1.176	1.000	1.000	2.000		
Thallium, Total	ug/L	MW-3S	4	1.000	0.000	1.176	1.000	1.000	2.000		
Thallium, Total	ug/L	MW-4S	4	1.000	0.000	1.176	1.000	1.000	2.000		
Thallium, Total	ug/L	MW-5S	4	1.000	0.000	1.176	1.000	1.000	2.000		
Thallium, Total	ug/L	MW-6S	4	1.000	0.000	1.176	1.000	1.000	2.000		
Thallium, Total	ug/L	MW-7S	4	1.000	0.000	1.176	1.000	1.000	2.000		
Thallium, Total	ug/L	MW-8S	4	1.000	0.000	1.176	1.000	1.000	2.000		
Thallium, Total	ug/L	MW-9S	4	1.000	0.000	1.176	1.000	1.000	2.000		
Total Radium	pCi/L	MW-10S	4	1.771	1.538	1.176	0.000	3.579	5.000		
Total Radium	pCi/L	MW-11S	4	1.197	0.331	1.176	0.807	1.586	5.000		
Total Radium	pCi/L	MW-12S	4	1.203	0.391	1.176	0.744	1.663	5.000		
Total Radium	pCi/L	MW-13S	4	1.525	0.527	1.176	0.905	2.145	5.000		
Total Radium	pCi/L	MW-1S	4	2.167	1.335	1.176	0.597	3.737	5.000		
Total Radium	pCi/L	MW-2S	4	2.219	1.602	1.176	0.335	4.103	5.000		
Total Radium	pCi/L	MW-3S	4	0.785	0.000	1.176	0.785	0.785	5.000		
Total Radium	pCi/L	MW-4S	4	1.035	0.242	1.176	0.751	1.319	5.000		
Total Radium	pCi/L	MW-5S	4	1.059	0.149	1.176	0.883	1.234	5.000		
Total Radium	pCi/L	MW-6S	4	0.832	0.037	1.176	0.788	0.875	5.000		

* - Insufficient Data
** - Significant Exceedance
LCL = Lower Confidence Limit
UCL = Upper Confidence Limit

Table 1

Confidence Intervals for Comparing the Mean of the Last 4 Measurements to an Assessment Monitoring Standard

Constituent	Units	Well	N	Mean	SD	Factor	95% LCL	95% UCL	Standard	Trend	
Total Radium	pCi/L	MW-7S	4	1.221	0.277	1.176	0.895	1.547	5.000		
Total Radium	pCi/L	MW-8S	4	0.969	0.127	1.176	0.819	1.119	5.000		
Total Radium	pCi/L	MW-9S	4	1.277	0.464	1.176	0.732	1.823	5.000		

* - Insufficient Data
** - Significant Exceedance
LCL = Lower Confidence Limit
UCL = Upper Confidence Limit

Table 1

Confidence Intervals for Comparing the Mean of the Last 4 Measurements to an Assessment Monitoring Standard

Constituent	Units	Well	N	Mean	SD	Factor	95% LCL	95% UCL	Standard	Trend	
Antimony, Total	ug/L	MW-10D	4	3.000	0.000	1.176	3.000	3.000	6.000		
Antimony, Total	ug/L	MW-11D	4	3.000	0.000	1.176	3.000	3.000	6.000		
Antimony, Total	ug/L	MW-12D	4	3.000	0.000	1.176	3.000	3.000	6.000		
Antimony, Total	ug/L	MW-13D	4	3.000	0.000	1.176	3.000	3.000	6.000		
Antimony, Total	ug/L	MW-14D	4	3.000	0.000	1.176	3.000	3.000	6.000		
Antimony, Total	ug/L	MW-1D	4	3.025	0.050	1.176	2.966	3.084	6.000		
Antimony, Total	ug/L	MW-2D	4	3.000	0.000	1.176	3.000	3.000	6.000		
Antimony, Total	ug/L	MW-3D	4	3.000	0.000	1.176	3.000	3.000	6.000		
Antimony, Total	ug/L	MW-7D	4	3.000	0.000	1.176	3.000	3.000	6.000		
Antimony, Total	ug/L	MW-9D	4	3.000	0.000	1.176	3.000	3.000	6.000		
Antimony, Total	ug/L	MW-9I	4	3.000	0.000	1.176	3.000	3.000	6.000		
Arsenic, Total	ug/L	MW-10D	4	239.000	44.699	1.176	186.421	291.579	10.000	dec	**
Arsenic, Total	ug/L	MW-11D	4	15.087	0.595	1.176	14.388	15.787	10.000		**
Arsenic, Total	ug/L	MW-12D	4	422.750	96.989	1.176	308.663	536.837	10.000		**
Arsenic, Total	ug/L	MW-13D	4	234.500	8.583	1.176	224.404	244.596	10.000		**
Arsenic, Total	ug/L	MW-14D	4	120.500	13.699	1.176	104.386	136.614	10.000		**
Arsenic, Total	ug/L	MW-1D	4	16.825	22.577	1.176	0.000	43.382	10.000		
Arsenic, Total	ug/L	MW-2D	4	3.000	0.956	1.176	1.876	4.124	10.000		
Arsenic, Total	ug/L	MW-3D	4	3.350	0.370	1.176	2.915	3.785	10.000		
Arsenic, Total	ug/L	MW-7D	4	450.500	33.252	1.176	411.387	489.613	10.000		**
Arsenic, Total	ug/L	MW-9D	4	6.925	2.240	1.176	4.291	9.559	10.000		
Arsenic, Total	ug/L	MW-9I	4	4.700	0.416	1.176	4.210	5.190	10.000		
Barium, Total	ug/L	MW-10D	4	31.450	4.048	1.176	26.688	36.212	2000.000		
Barium, Total	ug/L	MW-11D	4	27.150	3.359	1.176	23.199	31.101	2000.000	dec	
Barium, Total	ug/L	MW-12D	4	27.525	0.660	1.176	26.748	28.302	2000.000	dec	
Barium, Total	ug/L	MW-13D	4	37.200	11.326	1.176	23.878	50.522	2000.000		
Barium, Total	ug/L	MW-14D	4	57.950	9.850	1.176	46.364	69.536	2000.000		
Barium, Total	ug/L	MW-1D	4	83.375	19.956	1.176	59.901	106.849	2000.000	inc	
Barium, Total	ug/L	MW-2D	4	67.125	29.601	1.176	32.306	101.944	2000.000		
Barium, Total	ug/L	MW-3D	4	52.300	11.390	1.176	38.902	65.698	2000.000		
Barium, Total	ug/L	MW-7D	4	44.250	6.920	1.176	36.110	52.390	2000.000		
Barium, Total	ug/L	MW-9D	4	50.275	4.021	1.176	45.545	55.005	2000.000		

* - Insufficient Data
** - Significant Exceedance
LCL = Lower Confidence Limit
UCL = Upper Confidence Limit

Table 1

Confidence Intervals for Comparing the Mean of the Last 4 Measurements to an Assessment Monitoring Standard

Constituent	Units	Well	N	Mean	SD	Factor	95% LCL	95% UCL	Standard	Trend	
Barium, Total	ug/L	MW-9I	4	68.550	3.892	1.176	63.972	73.128	2000.000	inc	
Beryllium, Total	ug/L	MW-10D	4	2.000	0.000	1.176	2.000	2.000	4.000		
Beryllium, Total	ug/L	MW-11D	4	2.000	0.000	1.176	2.000	2.000	4.000		
Beryllium, Total	ug/L	MW-12D	4	2.000	0.000	1.176	2.000	2.000	4.000		
Beryllium, Total	ug/L	MW-13D	4	2.000	0.000	1.176	2.000	2.000	4.000		
Beryllium, Total	ug/L	MW-14D	4	2.000	0.000	1.176	2.000	2.000	4.000		
Beryllium, Total	ug/L	MW-1D	4	2.000	0.000	1.176	2.000	2.000	4.000		
Beryllium, Total	ug/L	MW-2D	4	2.000	0.000	1.176	2.000	2.000	4.000		
Beryllium, Total	ug/L	MW-3D	4	2.000	0.000	1.176	2.000	2.000	4.000		
Beryllium, Total	ug/L	MW-7D	4	2.000	0.000	1.176	2.000	2.000	4.000		
Beryllium, Total	ug/L	MW-9D	4	2.000	0.000	1.176	2.000	2.000	4.000		
Beryllium, Total	ug/L	MW-9I	4	2.000	0.000	1.176	2.000	2.000	4.000		
Cadmium, Total	ug/L	MW-10D	4	1.000	0.000	1.176	1.000	1.000	5.000		
Cadmium, Total	ug/L	MW-11D	4	1.000	0.000	1.176	1.000	1.000	5.000		
Cadmium, Total	ug/L	MW-12D	4	1.000	0.000	1.176	1.000	1.000	5.000		
Cadmium, Total	ug/L	MW-13D	4	1.000	0.000	1.176	1.000	1.000	5.000		
Cadmium, Total	ug/L	MW-14D	4	1.000	0.000	1.176	1.000	1.000	5.000		
Cadmium, Total	ug/L	MW-1D	4	1.000	0.000	1.176	1.000	1.000	5.000		
Cadmium, Total	ug/L	MW-2D	4	1.000	0.000	1.176	1.000	1.000	5.000		
Cadmium, Total	ug/L	MW-3D	4	1.000	0.000	1.176	1.000	1.000	5.000		
Cadmium, Total	ug/L	MW-7D	4	1.275	0.550	1.176	0.628	1.922	5.000		
Cadmium, Total	ug/L	MW-9D	4	1.000	0.000	1.176	1.000	1.000	5.000		
Cadmium, Total	ug/L	MW-9I	4	1.000	0.000	1.176	1.000	1.000	5.000		
Chromium, Total	ug/L	MW-10D	4	5.000	0.000	1.176	5.000	5.000	100.000		
Chromium, Total	ug/L	MW-11D	4	5.000	0.000	1.176	5.000	5.000	100.000		
Chromium, Total	ug/L	MW-12D	4	5.000	0.000	1.176	5.000	5.000	100.000		
Chromium, Total	ug/L	MW-13D	4	5.000	0.000	1.176	5.000	5.000	100.000		
Chromium, Total	ug/L	MW-14D	4	5.000	0.000	1.176	5.000	5.000	100.000		
Chromium, Total	ug/L	MW-1D	4	5.000	0.000	1.176	5.000	5.000	100.000		
Chromium, Total	ug/L	MW-2D	4	5.000	0.000	1.176	5.000	5.000	100.000		
Chromium, Total	ug/L	MW-3D	4	5.000	0.000	1.176	5.000	5.000	100.000		
Chromium, Total	ug/L	MW-7D	4	5.000	0.000	1.176	5.000	5.000	100.000		

* - Insufficient Data
** - Significant Exceedance
LCL = Lower Confidence Limit
UCL = Upper Confidence Limit

Table 1

Confidence Intervals for Comparing the Mean of the Last 4 Measurements to an Assessment Monitoring Standard

Constituent	Units	Well	N	Mean	SD	Factor	95% LCL	95% UCL	Standard	Trend	
Chromium, Total	ug/L	MW-9D	4	5.000	0.000	1.176	5.000	5.000	100.000		
Chromium, Total	ug/L	MW-9I	4	5.000	0.000	1.176	5.000	5.000	100.000		
Cobalt, Total	ug/L	MW-10D	4	2.500	0.000	1.176	2.500	2.500	6.000		
Cobalt, Total	ug/L	MW-11D	4	2.500	0.000	1.176	2.500	2.500	6.000		
Cobalt, Total	ug/L	MW-12D	4	2.500	0.000	1.176	2.500	2.500	6.000		
Cobalt, Total	ug/L	MW-13D	4	2.150	0.700	1.176	1.327	2.973	6.000		
Cobalt, Total	ug/L	MW-14D	4	2.175	0.650	1.176	1.410	2.940	6.000		
Cobalt, Total	ug/L	MW-1D	4	2.500	0.000	1.176	2.500	2.500	6.000		
Cobalt, Total	ug/L	MW-2D	4	2.500	0.000	1.176	2.500	2.500	6.000		
Cobalt, Total	ug/L	MW-3D	4	2.500	0.000	1.176	2.500	2.500	6.000		
Cobalt, Total	ug/L	MW-7D	4	2.325	0.350	1.176	1.913	2.737	6.000		
Cobalt, Total	ug/L	MW-9D	4	2.500	0.000	1.176	2.500	2.500	6.000		
Cobalt, Total	ug/L	MW-9I	4	2.500	0.000	1.176	2.500	2.500	6.000		
Fluoride	mg/L	MW-10D	4	2.425	0.287	1.176	2.087	2.763	4.000		
Fluoride	mg/L	MW-11D	4	0.353	0.075	1.176	0.264	0.441	4.000		
Fluoride	mg/L	MW-12D	4	1.168	0.162	1.176	0.977	1.358	4.000	inc	
Fluoride	mg/L	MW-13D	4	0.590	0.029	1.176	0.555	0.625	4.000	inc	
Fluoride	mg/L	MW-14D	4	0.140	0.107	1.176	0.014	0.266	4.000	dec	
Fluoride	mg/L	MW-1D	4	0.283	0.046	1.176	0.229	0.336	4.000	dec	
Fluoride	mg/L	MW-2D	4	0.983	0.158	1.176	0.796	1.169	4.000		
Fluoride	mg/L	MW-3D	4	0.190	0.034	1.176	0.150	0.230	4.000	dec	
Fluoride	mg/L	MW-7D	4	0.387	0.025	1.176	0.358	0.417	4.000		
Fluoride	mg/L	MW-9D	4	0.410	0.042	1.176	0.361	0.459	4.000		
Fluoride	mg/L	MW-9I	4	0.865	0.129	1.176	0.714	1.016	4.000	inc	
Lead, Total	ug/L	MW-10D	4	5.000	0.000	1.176	5.000	5.000	15.000		
Lead, Total	ug/L	MW-11D	4	5.000	0.000	1.176	5.000	5.000	15.000		
Lead, Total	ug/L	MW-12D	4	5.000	0.000	1.176	5.000	5.000	15.000		
Lead, Total	ug/L	MW-13D	4	5.000	0.000	1.176	5.000	5.000	15.000		
Lead, Total	ug/L	MW-14D	4	5.000	0.000	1.176	5.000	5.000	15.000		
Lead, Total	ug/L	MW-1D	4	5.000	0.000	1.176	5.000	5.000	15.000		
Lead, Total	ug/L	MW-2D	4	5.000	0.000	1.176	5.000	5.000	15.000		
Lead, Total	ug/L	MW-3D	4	5.000	0.000	1.176	5.000	5.000	15.000		

* - Insufficient Data
** - Significant Exceedance
LCL = Lower Confidence Limit
UCL = Upper Confidence Limit

Table 1

Confidence Intervals for Comparing the Mean of the Last 4 Measurements to an Assessment Monitoring Standard

Constituent	Units	Well	N	Mean	SD	Factor	95% LCL	95% UCL	Standard	Trend	
Lead, Total	ug/L	MW-7D	4	5.000	0.000	1.176	5.000	5.000	15.000		
Lead, Total	ug/L	MW-9D	4	5.000	0.000	1.176	5.000	5.000	15.000		
Lead, Total	ug/L	MW-9I	4	5.000	0.000	1.176	5.000	5.000	15.000		
Lithium, Total	ug/L	MW-10D	4	57.975	8.356	1.176	48.145	67.805	40.000	dec	**
Lithium, Total	ug/L	MW-11D	4	141.750	6.551	1.176	134.044	149.456	40.000		**
Lithium, Total	ug/L	MW-12D	4	96.525	19.400	1.176	73.705	119.345	40.000	dec	**
Lithium, Total	ug/L	MW-13D	4	83.450	10.168	1.176	71.489	95.411	40.000		**
Lithium, Total	ug/L	MW-14D	4	706.250	176.777	1.176	498.309	914.191	40.000		**
Lithium, Total	ug/L	MW-1D	4	23.675	11.311	1.176	10.370	36.980	40.000	dec	
Lithium, Total	ug/L	MW-2D	4	48.650	8.267	1.176	38.926	58.374	40.000	dec	
Lithium, Total	ug/L	MW-3D	4	10.000	0.000	1.176	10.000	10.000	40.000	dec	
Lithium, Total	ug/L	MW-7D	4	98.900	5.735	1.176	92.154	105.646	40.000	dec	**
Lithium, Total	ug/L	MW-9D	4	26.325	3.976	1.176	21.648	31.002	40.000	dec	
Lithium, Total	ug/L	MW-9I	4	28.225	3.423	1.176	24.199	32.251	40.000	dec	
Mercury	ug/L	MW-10D	4	1.000	0.000	1.176	1.000	1.000	2.000		
Mercury	ug/L	MW-11D	4	1.000	0.000	1.176	1.000	1.000	2.000		
Mercury	ug/L	MW-12D	4	1.200	0.400	1.176	0.729	1.671	2.000		
Mercury	ug/L	MW-13D	4	1.000	0.000	1.176	1.000	1.000	2.000		
Mercury	ug/L	MW-14D	4	1.000	0.000	1.176	1.000	1.000	2.000		
Mercury	ug/L	MW-1D	4	1.000	0.000	1.176	1.000	1.000	2.000		
Mercury	ug/L	MW-2D	4	1.000	0.000	1.176	1.000	1.000	2.000		
Mercury	ug/L	MW-3D	4	1.000	0.000	1.176	1.000	1.000	2.000		
Mercury	ug/L	MW-7D	4	1.000	0.000	1.176	1.000	1.000	2.000		
Mercury	ug/L	MW-9D	4	1.000	0.000	1.176	1.000	1.000	2.000		
Mercury	ug/L	MW-9I	4	1.000	0.000	1.176	1.000	1.000	2.000		
Molybdenum, Total	ug/L	MW-10D	4	85.675	10.159	1.176	73.725	97.625	100.000	dec	
Molybdenum, Total	ug/L	MW-11D	4	5.000	0.000	1.176	5.000	5.000	100.000		
Molybdenum, Total	ug/L	MW-12D	4	194.000	25.100	1.176	164.475	223.525	100.000	dec	**
Molybdenum, Total	ug/L	MW-13D	4	775.250	128.370	1.176	624.250	926.250	100.000		**
Molybdenum, Total	ug/L	MW-14D	4	230.250	34.461	1.176	189.714	270.786	100.000		**
Molybdenum, Total	ug/L	MW-1D	4	38.225	5.214	1.176	32.091	44.359	100.000	dec	
Molybdenum, Total	ug/L	MW-2D	4	69.725	16.253	1.176	50.607	88.843	100.000	dec	

* - Insufficient Data
** - Significant Exceedance
LCL = Lower Confidence Limit
UCL = Upper Confidence Limit

Table 1

Confidence Intervals for Comparing the Mean of the Last 4 Measurements to an Assessment Monitoring Standard

Constituent	Units	Well	N	Mean	SD	Factor	95% LCL	95% UCL	Standard	Trend	
Molybdenum, Total	ug/L	MW-3D	4	6.500	3.000	1.176	2.971	10.029	100.000	dec	
Molybdenum, Total	ug/L	MW-7D	4	706.250	20.887	1.176	681.681	730.819	100.000	inc	**
Molybdenum, Total	ug/L	MW-9D	4	47.900	6.096	1.176	40.729	55.071	100.000	dec	
Molybdenum, Total	ug/L	MW-9I	4	110.525	21.411	1.176	85.339	135.711	100.000	dec	
Selenium, Total	ug/L	MW-10D	4	5.000	0.000	1.176	5.000	5.000	50.000		
Selenium, Total	ug/L	MW-11D	4	5.000	0.000	1.176	5.000	5.000	50.000		
Selenium, Total	ug/L	MW-12D	4	5.000	0.000	1.176	5.000	5.000	50.000		
Selenium, Total	ug/L	MW-13D	4	5.000	0.000	1.176	5.000	5.000	50.000		
Selenium, Total	ug/L	MW-14D	4	5.000	0.000	1.176	5.000	5.000	50.000		
Selenium, Total	ug/L	MW-1D	4	5.000	0.000	1.176	5.000	5.000	50.000		
Selenium, Total	ug/L	MW-2D	4	5.000	0.000	1.176	5.000	5.000	50.000		
Selenium, Total	ug/L	MW-3D	4	5.000	0.000	1.176	5.000	5.000	50.000		
Selenium, Total	ug/L	MW-7D	4	5.000	0.000	1.176	5.000	5.000	50.000		
Selenium, Total	ug/L	MW-9D	4	5.000	0.000	1.176	5.000	5.000	50.000		
Selenium, Total	ug/L	MW-9I	4	5.000	0.000	1.176	5.000	5.000	50.000		
Thallium, Total	ug/L	MW-10D	4	1.000	0.000	1.176	1.000	1.000	2.000		
Thallium, Total	ug/L	MW-11D	4	1.000	0.000	1.176	1.000	1.000	2.000		
Thallium, Total	ug/L	MW-12D	4	1.000	0.000	1.176	1.000	1.000	2.000		
Thallium, Total	ug/L	MW-13D	4	1.000	0.000	1.176	1.000	1.000	2.000		
Thallium, Total	ug/L	MW-14D	4	1.000	0.000	1.176	1.000	1.000	2.000		
Thallium, Total	ug/L	MW-1D	4	1.000	0.000	1.176	1.000	1.000	2.000		
Thallium, Total	ug/L	MW-2D	4	1.000	0.000	1.176	1.000	1.000	2.000		
Thallium, Total	ug/L	MW-3D	4	1.000	0.000	1.176	1.000	1.000	2.000		
Thallium, Total	ug/L	MW-7D	4	1.000	0.000	1.176	1.000	1.000	2.000		
Thallium, Total	ug/L	MW-9D	4	1.000	0.000	1.176	1.000	1.000	2.000		
Thallium, Total	ug/L	MW-9I	4	1.000	0.000	1.176	1.000	1.000	2.000		
Total Radium	pCi/L	MW-10D	4	1.224	0.502	1.176	0.633	1.815	5.000		
Total Radium	pCi/L	MW-11D	4	0.939	0.187	1.176	0.718	1.159	5.000		
Total Radium	pCi/L	MW-12D	4	0.937	0.151	1.176	0.759	1.114	5.000		
Total Radium	pCi/L	MW-13D	4	1.432	0.338	1.176	1.034	1.829	5.000		
Total Radium	pCi/L	MW-14D	4	1.773	0.261	1.176	1.465	2.080	5.000		
Total Radium	pCi/L	MW-1D	4	1.880	1.055	1.176	0.639	3.121	5.000		

* - Insufficient Data
** - Significant Exceedance
LCL = Lower Confidence Limit
UCL = Upper Confidence Limit

Table 1

Confidence Intervals for Comparing the Mean of the Last 4 Measurements to an Assessment Monitoring Standard

Constituent	Units	Well	N	Mean	SD	Factor	95% LCL	95% UCL	Standard	Trend	
Total Radium	pCi/L	MW-2D	4	2.300	1.113	1.176	0.991	3.609	5.000		
Total Radium	pCi/L	MW-3D	4	1.140	0.428	1.176	0.637	1.643	5.000		
Total Radium	pCi/L	MW-7D	4	1.125	0.247	1.176	0.835	1.415	5.000		
Total Radium	pCi/L	MW-9D	4	1.306	0.304	1.176	0.948	1.664	5.000		
Total Radium	pCi/L	MW-9I	4	1.586	0.677	1.176	0.790	2.383	5.000		

* - Insufficient Data
** - Significant Exceedance
LCL = Lower Confidence Limit
UCL = Upper Confidence Limit

Table 1: 95% LCL Compared to GWPS - Shallow Zone
Multiunit Ash Pond System
AES Indiana
Harding Street Generating Station, Indianapolis, Indiana
ATC Project No. 170LF01115

Sample ID	Through Sample Date	Antimony	Arsenic	Barium	Beryllium	Cadmium	Chromium	Cobalt	Fluoride	Lead	Lithium	Mercury	Molybdenum	Selenium	Thallium	Radium 226/228 Combined
		ug/L	ug/L	ug/L	ug/L	ug/L	ug/L	ug/L	mg/L	ug/L	ug/L	ug/L	ug/L	ug/L	ug/L	pCi/L
	GWPS (greater of MCL/USEPA Amendment Level, or background PL)	**6**	**10**	**2000**	**4**	**5**	**100**	**6**	**4**	**15**	**40**	**2**	**100**	**50**	**2**	**5**
	MCL	6	10	2000	4	5	100	-	4	15	-	2	-	50	2	5
	USEPA'S Amendments to the National Minimum Criteria*	-	-	-	-	-	-	6	-	15	40	-	100	-	-	-
	Prediction Limit (based on background data through November 2021)	1	1	88.9314	0.2	2	10	1	0.2453	10	20	2	10	3.6792	1	2.3657
MW-1S	September 2018	2	0	7	2	1	5	2	0.593	5	7	1	46	5	1	0.896
	May 2019	2	0	3	2	1	5	2	0.519	5	7	1	41	5	1	0.648
	November 2019	1	0	33	2	1	5	2	0.425	5	5	1	32	5	1	1.431
	May 2020	1	6	51	2	1	5	2	0.343	5	5	1	29	5	1	0.304
	November 2020	2	3	54	2	1	5	2	0.326	5	5	1	22	5	1	0.508
	May 2021	2	8	76	2	1	5	2	0.254	5	10	1	22	5	1	1.088
	November 2021	2.754	7.106 **12.950 (N=8)**	57.491	2.000	1.000	5.000	2.500	0.251	5.000	10.000	1.000	22.132	5.000	1.000	0.597 1.758 (N=8)
MW-2S	September 2018	3	**14**	80	2	1	5	2	1.186	5	17	1	71	5	1	1.152
	May 2019	3	**12**	81	2	1	5	2	0.895	5	1	1	35	5	1	0.973
	November 2019	3	**12**	64	2	1	5	2	0.587	5	13	1	25	5	1	1.000
	May 2020	3	**10**	62	2	1	5	2	0.363	5	7	1	14	5	1	0.990
	November 2020	3	9	82	2	1	5	1	0.298	5	7	1	28	5	1	1.106
	May 2021	3	6	68	2	1	5	1	0.294	5	7	1	28	5	1	0.429
	November 2021	3.000	3.608 **10.671 (N=8)**	77.945	2.000	1.000	5.000	1.494	0.306	5.000	5.604	1.000	28.934	5.000	1.000	0.335
MW-3S	September 2018	**8**	2	24	2	1	5	2	0.349	5	10	1	52	4	1	0.491
	May 2019	**7**	2	25	2	1	5	2	0.217	5	10	1	41	0	1	0.549
	November 2019	**8**	1	28	2	1	5	2	0.197	5	10	1	34	0	1	0.615
	May 2020	**7**	2	35	2	1	5	2	0.223	5	10	1	41	1	1	0.615
	November 2020	**7**	1	36	2	1	5	2	0.214	5	10	1	39	0	1	0.733
	May 2021	**6**	0	39	2	1	5	2	0.174	5	10	1	35	2	1	0.785
	November 2021	5.764 **6.903 (N=8)**	0.218	37.500	2.000	1.000	5.000	2.500	0.134	5.000	10.000	1.000	36.177	1.260	1.000	0.785
MW-4S	September 2018	3	5	52	2	1	5	2	0.108	5	6	1	5	6	1	0.721
	May 2019	3	5	47	2	1	5	2	0.108	5	6	1	5	5	1	0.601
	November 2019	DRY WELL; NOT SAMPLED														
	May 2020	3	2	48	2	1	5	2	0.060	5	10	1	5	2	1	0.812
	November 2020	3	2	62	2	1	5	1	0.037	5	10	1	5	10	1	0.838
	May 2021	DRY WELL; NOT SAMPLED														
	November 2021	3.000	1.503	59.290	2.000	1.000	5.000	1.327	0.038	5.000	5.469	1.000	5.000	7.288	1.000	0.751

Final Date: 5/6/2022

Table 1: 95% LCL Compared to GWPS - Shallow Zone
Multiunit Ash Pond System
AES Indiana
Harding Street Generating Station, Indianapolis, Indiana
ATC Project No. 170LF01115

Sample ID	Through Sample Date	Antimony	Arsenic	Barium	Beryllium	Cadmium	Chromium	Cobalt	Fluoride	Lead	Lithium	Mercury	Molybdenum	Selenium	Thallium	Radium 226/228 Combined
		ug/L	ug/L	ug/L	ug/L	ug/L	ug/L	ug/L	mg/L	ug/L	ug/L	ug/L	ug/L	ug/L	ug/L	pCi/L
	GWPS (greater of MCL/USEPA Amendment Level, or background PL)	**6**	**10**	**2000**	**4**	**5**	**100**	**6**	**4**	**15**	**40**	**2**	**100**	**50**	**2**	**5**
	MCL	6	10	2000	4	5	100	-	4	15	-	2	-	50	2	5
	USEPA'S Amendments to the National Minimum Criteria*	-	-	-	-	-	-	6	-	15	40	-	100	-	-	-
	Prediction Limit (based on background data through November 2021)	1	1	88.9314	0.2	2	10	1	0.2453	10	20	2	10	3.6792	1	2.3657
MW-5S	September 2018	3	5	24	2	1	5	2	2.65	5	**53**	1	**249**	5	1	1.047
	May 2019	3	5	25	2	1	5	1	2.391	5	**53**	1	**227**	5	1	1.073
	November 2019	DRY WELL; NOT SAMPLED														
	May 2020	3	5	28	2	1	5	1	2.316	5	**53**	1	**217**	5	1	0.942
	November 2020	3	5	25	2	1	5	1	2.184	5	**43**	1	**186**	5	1	0.880
	May 2021	3	5	24	2	1	5	1	1.802	5	39	1	**138**	5	1	0.875
	November 2021	3.000	5.000	22.468	2.000	1.000	5.000	0.897	1.686	5.000	39.065 **46.853 (N=8)**	1.000	**126.264**	5.000	1.000	0.883
MW-6S	September 2018	3	**11**	72	2	1	5	2	0.919	5	**60**	1	**137**	2	1	0.553
	May 2019	1	**11**	82	2	1	5	2	0.600	5	**55**	1	79	1	1	0.662
	November 2019	DRY WELL; NOT SAMPLED														
	May 2020	1	**10**	103	2	1	5	2	0.614	5	**55**	1	79	1	1	0.846
	November 2020	1	8	105	2	1	5	2	0.610	5	**49**	1	74	1	1	0.700
	May 2021	1	6	101	2	1	5	2	0.614	5	**51**	1	77	2	1	0.434
	November 2021	3.000	6.418 **10.746 (N=8)**	108.371	2.000	1.000	5.000	1.405	1.024	5.000	**58.003**	1.000	**152.129**	3.396	1.000	0.788
MW-7S	September 2018	3	**324**	38	2	1	5	2	0.395	5	**92**	1	**410**	5	1	1.138
	May 2019	3	**319**	34	2	1	5	1	0.391	5	**90**	1	**438**	5	1	1.180
	November 2019	3	**309**	35	2	1	5	1	0.419	5	**89**	1	**508**	5	1	1.272
	May 2020	3	**306**	33	2	1	5	1	0.431	5	**84**	1	**509**	5	1	1.080
	November 2020	3	**337**	32	2	1	5	1	0.461	5	**82**	1	**571**	5	1	0.979
	May 2021	3	**374**	34	2	1	5	1	0.465	5	**82**	1	**619**	5	1	0.965
	November 2021	3.000	**354.610**	37.822	2.000	1.000	5.000	1.662	0.493	5.000	**82.414**	1.000	**632.181**	5.000	1.000	0.895
MW-8S	September 2018	3	5	18	2	1	5	2	0.066	5	**72**	1	**133**	5	1	0.702
	May 2019	3	5	35	2	1	5	2	0.066	5	**82**	1	**171**	2	1	0.702
	November 2019	3	5	36	2	1	5	2	0.062	5	**118**	1	**279**	2	1	0.620
	May 2020	3	5	36	2	1	5	2	0.056	5	**114**	1	**242**	1	1	0.620
	November 2020	3	5	36	2	1	5	2	0.11	5	**113**	1	**279**	1	1	0.687
	May 2021	3	5	31	2	1	5	2	0.059	5	**113**	1	**292**	2	1	0.687
	November 2021	3.000	5.000	29.260	2.000	1.000	5.000	2.500	0.058	5.000	**106.923**	1.000	**228.802**	0.815	1.000	0.819
MW-9S	September 2018	**9**	5	41	2	1	5	2	0.05	5	**87**	1	88	0	1	0.663
	May 2019	**8**	5	47	2	1	5	2	0.013	5	**74**	1	83	0	1	0.801
	November 2019	DRY WELL; NOT SAMPLED														
	May 2020	**9**	2	49	2	1	5	2	0.013	5	**73**	1	92	9	1	0.801
	November 2020	**7**	2	50	2	1	5	2	0.023	5	**68**	1	69	0	1	0.732
	May 2021	DRY WELL; NOT SAMPLED														
	November 2021	DRY WELL; NOT SAMPLED														

Table 1: 95% LCL Compared to GWPS - Shallow Zone
Multiunit Ash Pond System
AES Indiana
Harding Street Generating Station, Indianapolis, Indiana
ATC Project No. 170LF01115

Sample ID	Through Sample Date	Antimony	Arsenic	Barium	Beryllium	Cadmium	Chromium	Cobalt	Fluoride	Lead	Lithium	Mercury	Molybdenum	Selenium	Thallium	Radium 226/228 Combined
		ug/L	ug/L	ug/L	ug/L	ug/L	ug/L	ug/L	mg/L	ug/L	ug/L	ug/L	ug/L	ug/L	ug/L	pCi/L
	GWPS (greater of MCL/USEPA Amendment Level, or background PL)	**6**	**10**	**2000**	**4**	**5**	**100**	**6**	**4**	**15**	**40**	**2**	**100**	**50**	**2**	**5**
	MCL	6	10	2000	4	5	100	-	4	15	-	2	-	50	2	5
	USEPA'S Amendments to the National Minimum Criteria*	-	-	-	-	-	-	6	-	15	40	-	100	-	-	-
	Prediction Limit (based on background data through November 2021)	1	1	88.9314	0.2	2	10	1	0.2453	10	20	2	10	3.6792	1	2.3657
MW-10S	September 2018	3	**356**	42	2	1	5	2	1.76	5	**51**	1	**108**	5	1	1.019
	May 2019	3	**321**	37	2	1	5	2	1.839	5	**50**	1	92	5	1	0.965
	November 2019	3	**326**	41	2	1	5	2	2.051	5	**55**	1	85	5	1	0.596
	May 2020	3	**337**	38	2	1	5	1	1.936	5	**57**	1	80	5	1	0.544
	November 2020	3	**340**	35	2	1	5	1	1.97	5	**51**	1	77	5	1	0
	May 2021	3	**342**	42	2	1	5	1	1.97	5	**42**	1	71	5	1	0
	November 2021	3.000	**340.569**	51.110	2.000	1.000	5.000	1.410	2.070	5.000	**40.133**	1.000	69.641 77.437 (N=8)	5.000	1.000	0.000
MW-11S	September 2018	3	2	40	2	1	0.242	0	1.404	2	0.194	1	72	5	1	1.321
	May 2019	3	1	41	2	1	0	0	1.362	2	0	1	73	5	1	1.068
	November 2019	3	2	54	2	1	2	0	1.366	2	10	1	73	5	1	0.597
	May 2020	3	0	8	1	1	0	0	1.332	1	0	1	71	5	1	0.471
	November 2020	3	0	2	1	1	0	0	1.364	1	0	1	73	5	1	0.589
	May 2021	3	0	0	1	1	0	0	1.364	1	0	1	76	5	1	0.642
	November 2021	3.000	0.000	0.000	0.927	1.000	5.000	0.000	1.364	1.483	0.000	1.000	75.632	5.000	1.000	0.807
MW-12S	September 2018	2	**13**	28	2	1	5	2	0.458	5	**102**	1	**274**	5	1	0.889
	May 2019	3	**18**	26	2	1	5	2	0.879	5	**100**	1	**248**	2	1	0.897
	November 2019	DRY WELL; NOT SAMPLED														
	May 2020	2	**27**	27	2	1	5	2	1.534	5	**97**	1	**202**	2	1	0.897
	November 2020	2	**27**	28	2	1	5	2	1.534	5	**84**	1	**178**	2	1	0.938
	May 2021	DRY WELL; NOT SAMPLED														
	November 2021	1.879	**29.435**	28.013	2.000	1.000	5.000	2.500	1.549	5.000	**68.305**	1.000	**148.059**	1.002	1.000	0.744

Table 1: 95% LCL Compared to GWPS - Shallow Zone
Multiunit Ash Pond System
AES Indiana
Harding Street Generating Station, Indianapolis, Indiana
ATC Project No. 170LF01115

Sample ID	Through Sample Date	Antimony	Arsenic	Barium	Beryllium	Cadmium	Chromium	Cobalt	Fluoride	Lead	Lithium	Mercury	Molybdenum	Selenium	Thallium	Radium 226/228 Combined
		ug/L	ug/L	ug/L	ug/L	ug/L	ug/L	ug/L	mg/L	ug/L	ug/L	ug/L	ug/L	ug/L	ug/L	pCi/L
	GWPS (greater of MCL/USEPA Amendment Level, or background PL)	**6**	**10**	**2000**	**4**	**5**	**100**	**6**	**4**	**15**	**40**	**2**	**100**	**50**	**2**	**5**
	MCL	6	10	2000	4	5	100	-	4	15	-	2	-	50	2	5
	USEPA'S Amendments to the National Minimum Criteria*	-	-	-	-	-	-	6	-	15	40	-	100	-	-	-
	Prediction Limit (based on background data through November 2021)	1	1	88.9314	0.2	2	10	1	0.2453	10	20	2	10	3.6792	1	2.3657
MW-13S	September 2018	3	**328**	24	2	1	5	2	0.647	5	**83**	1	**466**	5	1	0.713
	May 2019	3	**313**	25	2	1	5	2	0.681	5	**84**	1	**547**	5	1	0.725
	November 2019	3	**312**	26	2	1	5	2	0.786	5	**75**	1	**726**	5	1	0.732
	May 2020	3	**306**	25	2	1	5	2	0.779	5	**74**	1	**746**	5	1	0.883
	November 2020	3	**291**	28	2	1	5	2	0.778	5	**66**	1	**720**	5	1	0.855
	May 2021	3	**289**	29	2	1	5	2	0.804	5	**62**	1	**684**	5	1	0.861
	November 2021	3.000	**292.747**	31.428	2.000	1.000	5.000	2.500	0.845	5.000	**61.794**	1.000	**576.651**	5.000	1.000	0.905

Notes:
LCL = Lower Confidence Limit
Bold font with gray shading indicates 95% LCL of the mean of the last four measurements that is in exceedance of GWPS.
Bold font with green shading indicates 95% LCL of the mean of the last eight measurements that is in exceedance of GWPS; trend analyses did not identify a decreasing trend to override the exceedance identified from an expanded dataset.
ug/L = micrograms per liter (ppb)
mg/L = milligrams per liter (ppm)
Std. Units = Standard Units
*USEPA'S *Amendments to the National Minimum Criteria (Phase One, Part One), Disposal of Coal Combustion Residuals from Electric Utilities* ; effective August 29, 2018.
The 95% LCL statistic is based on the rolling set of the four most recent individual sample results for a parameter.
LCL calculations utilize 1/2 the median non-detect (ND) reporting limit (RL) from the full date range of non-detect sample results. If RL levels changed over time, the current calculated LCL value may be larger than the most recent four ND results.
DUMPStat summary table output limits the number of significant digits reported for a calculated LCL. An exceedingly small calculated LCL value (e.g. 0.00001 mg/L) may simply be reported as 0 in the output summary.
Reporting units of measure for certain constituents in DUMPStat output tables were changed from units of mg/L (ppm) to ug/L (ppb) beginning with November 2021 LCL analysis to allow for reporting of calculated LCLs to more significant digits.
Table updated to include November 2021 assessment sampling results.

Final Date: 5/6/2022

Table 2: 95% LCL Compared to GWPS - Deep Zone

Multiunit Ash Pond System
AES Indiana
Harding Street Generating Station, Indianapolis, Indiana
ATC Project No. 170LF01115

Sample ID	Through Sample Date	Antimony	Arsenic	Barium	Beryllium	Cadmium	Chromium	Cobalt	Fluoride	Lead	Lithium	Mercury	Molybdenum	Selenium	Thallium	Radium 226/228 Combined
		ug/L	ug/L	ug/L	ug/L	ug/L	ug/L	ug/L	mg/L	ug/L	ug/L	ug/L	ug/L	ug/L	ug/L	pCi/L
	GWPS (greater of MCL/USEPA Amendment Level, or background PL)	**6**	**10**	**2000**	**4**	**5**	**100**	**6**	**4**	**15**	**40**	**2**	**100**	**50**	**2**	**5**
	MCL	6	10	2000	4	5	100	-	4	15	-	2	-	50	2	5
	USEPA'S Amendments to the National Minimum Criteria*	-	-	-	-	-	-	6	-	15	40	-	100	-	-	-
	Prediction Limit (based on background data through November 2021)	1	1.7471	74.2368	0.2	2	10	1	0.13	10	20	2	10	1	1	2.3237
MW-1D	September 2018	3	2	49	2	1	5	2	0.362	5	31	1	49	5	1	0.886
	May 2019	3	4	47	2	1	5	2	0.336	5	31	1	48	5	1	0.900
	November 2019	3	4	48	2	1	5	2	0.314	5	25	1	46	5	1	0.852
	May 2020	3	4	50	2	1	5	2	0.265	5	25	1	45	5	1	0.961
	November 2020	3	0	45	2	1	5	2	0.268	5	11	1	36	5	1	0.421
	May 2021	3	0	51	2	1	5	2	0.229	5	11	1	35	5	1	0.838
	November 2021	2.966	0.000 0.000 (N=8)	59.901	2.000	1.000	5.000	2.500	0.229	5.000	10.37 22.268 (N=8)	1.000	32.091	5.000	1.000	0.639
MW-2D	September 2018	3	2	27	2	1	5	2	2.532	5	35	1	**202**	5	1	0.958
	May 2019	3	1	39	2	1	5	2	1.763	5	20	1	**120**	5	1	0.990
	November 2019	3	1	48	2	1	5	2	1.209	5	28	1	65	5	1	0.905
	May 2020	3	2	52	2	1	5	2	0.859	5	30	1	56	5	1	1.427
	November 2020	3	2	63	2	1	5	2	0.981	5	**40**	1	72	5	1	1.486
	May 2021	3	2	39	2	1	5	2	0.865	5	37	1	59	5	1	1.458
	November 2021	3.000	1.876	32.306	2.000	1.000	5.000	2.500	0.796	5.000	38.926 39.230 (N=8) 57.936 (N=16)[1]	1.000	50.607 66.352 (N=8)	5.000	1.000	0.991
MW-3D	September 2018	3	3	61	2	1	5	2	0.264	5	7	1	14	5	1	0.808
	May 2019	3	2	64	2	1	5	2	0.222	5	7	1	5	5	1	0.794
	November 2019	3	2	54	2	1	5	2	0.212	5	6	1	10	5	1	0.482
	May 2020	3	3	46	2	1	5	2	0.205	5	6	1	10	5	1	0.355
	November 2020	3	3	45	2	1	5	2	0.199	5	6	1	6	5	1	0.347
	May 2021	3	3	41	2	1	5	2	0.181	5	10	1	4	5	1	0.000
	November 2021	3.000	2.915	38.902	2.000	1.000	5.000	2.500	0.15	5.000	10.000	1.000	2.971	5.000	1.000	0.637
MW-7D	September 2018	3	**443**	48	2	1	5	2	0.262	5	**108**	1	**426**	5	1	1.280
	May 2019	3	**438**	41	2	1	5	2	0.263	5	**106**	1	**467**	5	1	0.777
	November 2019	3	**422**	42	2	1	5	2	0.284	5	**97**	1	**546**	5	1	0.877
	May 2020	3	**426**	42	2	1	5	2	0.294	5	**94**	1	**554**	5	1	0.831
	November 2020	3	**405**	39	2	1	5	2	0.318	5	**87**	1	**596**	5	1	0.687
	May 2021	3	**404**	38	2	1	5	2	0.343	5	**91**	1	**629**	5	1	0.855
	November 2021	3.000	**411.387**	36.11	2.000	0.628	5.000	1.913	0.358	5.000	**92.154**	1.000	**681.681**	5.000	1.000	0.835
MW-9D	September 2018	3	3	32	2	1	5	2	0.425	5	**41**	1	84	5	1	0.803
	May 2019	3	2	36	2	1	5	2	0.412	5	38	1	56	5	1	0.770
	November 2019	3	2	45	2	1	5	2	0.430	5	35	1	42	5	1	0.808
	May 2020	3	2	45	2	1	5	2	0.428	5	31	1	42	5	1	0.822
	November 2020	3	2	44	2	1	5	2	0.421	5	24	1	46	5	1	0.876
	May 2021	3	3	46	2	1	5	2	0.400	5	24	1	46	5	1	0.795
	November 2021	3.000	4.291	45.545	2.000	1.000	5.000	2.500	0.361	5.000	21.648 27.763 (N=8)	1.000	40.729	5.000	1.000	0.948

Final Date: 5/6/2022

Table 2: 95% LCL Compared to GWPS - Deep Zone

Multiunit Ash Pond System
AES Indiana
Harding Street Generating Station, Indianapolis, Indiana
ATC Project No. 170LF01115

Sample ID	Through Sample Date	Antimony	Arsenic	Barium	Beryllium	Cadmium	Chromium	Cobalt	Fluoride	Lead	Lithium	Mercury	Molybdenum	Selenium	Thallium	Radium 226/228 Combined
		ug/L	ug/L	ug/L	ug/L	ug/L	ug/L	ug/L	mg/L	ug/L	ug/L	ug/L	ug/L	ug/L	ug/L	pCi/L
	GWPS (greater of MCL/USEPA Amendment Level, or background PL)	**6**	**10**	**2000**	**4**	**5**	**100**	**6**	**4**	**15**	**40**	**2**	**100**	**50**	**2**	**5**
	MCL	6	10	2000	4	5	100	-	4	15	-	2	-	50	2	5
	USEPA'S Amendments to the National Minimum Criteria*	-	-	-	-	-	-	6	-	15	40	-	100	-	-	-
	Prediction Limit (based on background data through November 2021)	1	1.7471	74.2368	0.2	2	10	1	0.13	10	20	2	10	1	1	2.3237
MW-9I	September 2018	3	5	30	2	1	5	2	0.538	5	33	1	**109**	5	1	0.946
	May 2019	3	4	38	2	1	5	2	0.522	5	30	1	98	5	1	0.934
	November 2019	3	4	54	2	1	5	2	0.528	5	31	1	88	5	1	0.738
	May 2020	3	4	53	2	1	5	2	0.595	5	29	1	89	5	1	0.544
	November 2020	3	4	55	2	1	5	2	0.667	5	23	1	89	5	1	0.600
	May 2021	3	4	58	2	1	5	2	0.647	5	24	1	78	5	1	0.480
	November 2021	3.000	4.21	63.972	2.000	1.000	5.000	2.500	0.714	5.000	24.199 28.414 (N=8)	1.000	85.339 96.532 (N=8) 122.452 (N=16)[1]	5.000	1.000	0.79
MW-10D	September 2018	3	**331**	23	2	1	5	2	2.066	5	**58**	1	**139**	5	1	1.123
	May 2019	3	**295**	26	2	1	5	2	2.147	5	**57**	1	97	5	1	1.048
	November 2019	3	**267**	28	2	1	5	2	2.299	5	**60**	1	73	5	1	0.943
	May 2020	3	**263**	27	2	1	5	2	2.298	5	**59**	1	60	5	1	0.743
	November 2020	3	**254**	28	2	1	5	2	2.298	5	**53**	1	70	5	1	0.779
	May 2021	3	**252**	26	2	1	5	2	2.334	5	**49**	1	71	5	1	0.674
	November 2021	3.000	**186.421**	26.688	2.000	1.000	5.000	2.500	2.087	5.000	**48.145**	1.000	73.725 80.904 (N=8)	5.000	1.000	0.633
MW-11D	September 2018	3	**13**	32	2	1	5	2	0.333	5	**111**	1	5	5	1	0.912
	May 2019	3	**13**	31	2	1	5	2	0.334	5	**122**	1	5	5	1	0.887
	November 2019	3	**14**	31	2	1	5	2	0.326	5	**123**	1	5	5	1	0.834
	May 2020	3	**14**	28	2	1	5	2	0.311	5	**122**	1	5	5	1	0.782
	November 2020	3	**14**	27	2	1	5	2	0.371	5	**125**	1	5	5	1	0.834
	May 2021	3	**15**	26	2	1	5	2	0.27	5	**129**	1	5	5	1	0.680
	November 2021	3.000	**14.388**	23.199	2.000	1.000	5.000	2.500	0.264	5.000	**134.044**	1.000	5.000	5.000	1.000	0.718
MW-12D	September 2018	3	**194**	24	2	1	5	2	0.379	5	**113**	1	**217**	5	1	0.960
	May 2019	3	**203**	24	2	1	5	2	0.515	5	**101**	1	**221**	5	1	0.669
	November 2019	3	**208**	24	2	1	5	2	0.962	5	**101**	1	**215**	5	1	0.794
	May 2020	3	**194**	24	2	1	5	2	0.962	5	**101**	1	**214**	5	1	0.721
	November 2020	3	**147**	25	2	1	5	2	0.977	5	**102**	1	**203**	5	1	0.727
	May 2021	3	**215**	27	2	1	5	2	0.977	5	**75**	1	**176**	5	1	0.727
	November 2021	3.000	**308.663**	26.748	2.000	1.000	5.000	2.500	0.977	5.000	**73.705**	0.729	**164.475**	5.000	1.000	0.759
MW-13D	September 2018	3	**217**	20	2	1	5	2	0.410	5	**97**	1	**614**	5	1	1.058
	May 2019	3	**209**	21	2	1	5	2	0.415	5	**97**	1	**666**	5	1	1.366
	November 2019	3	**207**	20	2	1	5	2	0.452	5	**87**	1	**813**	5	1	1.022
	May 2020	3	**211**	19	2	1	5	2	0.446	5	**87**	1	**799**	5	1	0.852
	November 2020	3	**216**	24	2	1	5	2	0.468	5	**78**	1	**800**	5	1	0.866
	May 2021	3	**218**	20	2	1	5	1	0.507	5	**72**	1	**779**	5	1	0.837
	November 2021	3.000	**224.404**	23.878	2.000	1.000	5.000	1.327	0.555	5.000	**71.489**	1.000	**624.25**	5.000	1.000	1.034

Table 2: 95% LCL Compared to GWPS - Deep Zone

Multiunit Ash Pond System
AES Indiana
Harding Street Generating Station, Indianapolis, Indiana
ATC Project No. 170LF01115

Sample ID	Through Sample Date	Antimony	Arsenic	Barium	Beryllium	Cadmium	Chromium	Cobalt	Fluoride	Lead	Lithium	Mercury	Molybdenum	Selenium	Thallium	Radium 226/228 Combined
		ug/L	ug/L	ug/L	ug/L	ug/L	ug/L	ug/L	mg/L	ug/L	ug/L	ug/L	ug/L	ug/L	ug/L	pCi/L
	GWPS (greater of MCL/USEPA Amendment Level, or background PL)	**6**	**10**	**2000**	**4**	**5**	**100**	**6**	**4**	**15**	**40**	**2**	**100**	**50**	**2**	**5**
	MCL	6	10	2000	4	5	100	-	4	15	-	2	-	50	2	5
	USEPA'S Amendments to the National Minimum Criteria*	-	-	-	-	-	-	6	-	15	40	-	100	-	-	-
	Prediction Limit (based on background data through November 2021)	1	1.7471	74.2368	0.2	2	10	1	0.13	10	20	2	10	1	1	2.3237
MW-14D	September 2018	3	**113**	49	2	1	5	2	0.246	5	**551**	1	**177**	5	1	1.154
	May 2019	3	**105**	46	2	1	5	2	0.235	5	**532**	1	**181**	5	1	1.198
	November 2019	3	**99**	47	2	1	5	1	0.202	5	**488**	1	**159**	5	1	1.163
	May 2020	3	**104**	46	2	1	5	1	0.076	5	**449**	1	**159**	5	1	1.302
	November 2020	3	**100**	46	2	1	5	1	0.077	5	**378**	1	**174**	5	1	1.366
	May 2021	3	**103**	48	2	1	5	1	0.015	5	**398**	1	**189**	5	1	1.605
	November 2021	3.000	**104.386**	46.364	2.000	1.000	5.000	1.41	0.014	5.000	**498.309**	1.000	**189.714**	5.000	1.000	1.465

Notes:
LCL = Lower Confidence Limit
Bold font with gray shading indicates 95% LCL of the mean of the last four measurements that is in exceedance of GWPS.
Bold font with green shading indicates 95% LCL of the mean of the last eight or sixteen measurements that is in exceedance of GWPS; trend analyses did not identify a decreasing trend to override the exceedance identified from an expanded dataset.
ug/L = micrograms per liter (ppb)
mg/L = milligrams per liter (ppm)
Std. Units = Standard Units
*USEPA'S *Amendments to the National Minimum Criteria (Phase One, Part One), Disposal of Coal Combustion Residuals from Electric Utilities* ; effective August 29, 2018.
The 95% LCL statistic is based on the rolling set of the four most recent individual sample results for a parameter.
1 - Exceedance not declared due to decreasing trend identified over the corresponding dataset. A decreasing trend indicates improvements in water quality are occuring and the use of an expanded dataset does not accurately reflect current conditions.
LCL calculations utilize 1/2 the median non-detect (ND) reporting limit (RL) from the full date range of non-detect sample results. If RL levels changed over time, the current calculated LCL value may be larger than the most recent four ND results.
DUMPStat summary table output limits the number of significant digits reported for a calculated LCL. An exceedingly small calculated LCL value (e.g. 0.00001 mg/L) may simply be reported as 0 in the output summary.
Reporting units of measure for certain constituents in DUMPStat output tables were changed from units of mg/L (ppm) to ug/L (ppb) beginning with November 2021 LCL analysis to allow for reporting of calculated LCLs to more significant digits.
Table updated to include November 2021 assessment sampling results.

Final Date: 5/6/2022

MAY 2022

Table 1

Confidence Intervals for Comparing the Mean of the Last 4 Measurements to an Assessment Monitoring Standard

Constituent	Units	Well	N	Mean	SD	Factor	95% LCL	95% UCL	Standard	Trend	
Antimony, Total	ug/L	MW-10S	4	3.000	0.000	1.176	3.000	3.000	6.000		
Antimony, Total	ug/L	MW-11S	4	3.000	0.000	1.176	3.000	3.000	6.000		
Antimony, Total	ug/L	MW-12S	4	2.425	0.435	1.176	1.913	2.937	6.000		
Antimony, Total	ug/L	MW-13S	4	3.000	0.000	1.176	3.000	3.000	6.000		
Antimony, Total	ug/L	MW-1S	4	3.050	0.252	1.176	2.754	3.346	6.000		
Antimony, Total	ug/L	MW-2S	4	3.000	0.000	1.176	3.000	3.000	6.000		
Antimony, Total	ug/L	MW-3S	4	6.350	1.360	1.176	4.750	7.950	6.000		
Antimony, Total	ug/L	MW-4S	4	3.000	0.000	1.176	3.000	3.000	6.000		
Antimony, Total	ug/L	MW-5S	4	3.000	0.000	1.176	3.000	3.000	6.000		
Antimony, Total	ug/L	MW-6S	4	3.000	0.000	1.176	3.000	3.000	6.000		
Antimony, Total	ug/L	MW-7S	4	3.000	0.000	1.176	3.000	3.000	6.000		
Antimony, Total	ug/L	MW-8S	4	3.000	0.000	1.176	3.000	3.000	6.000		
Antimony, Total	ug/L	MW-9S	4	9.200	1.738	1.176	7.156	11.244	6.000	dec	**
Arsenic, Total	ug/L	MW-10S	4	409.750	42.952	1.176	359.225	460.275	10.000		**
Arsenic, Total	ug/L	MW-11S	4	4.425	4.053	1.176	0.000	9.193	10.000		
Arsenic, Total	ug/L	MW-12S	4	50.250	9.747	1.176	38.785	61.715	10.000	inc	**
Arsenic, Total	ug/L	MW-13S	4	358.500	55.405	1.176	293.328	423.672	10.000		**
Arsenic, Total	ug/L	MW-1S	4	15.700	8.477	1.176	5.729	25.671	10.000		
Arsenic, Total	ug/L	MW-2S	4	15.250	9.983	1.176	3.507	26.993	10.000	dec	
Arsenic, Total	ug/L	MW-3S	4	2.275	1.825	1.176	0.129	4.421	10.000		
Arsenic, Total	ug/L	MW-4S	4	2.650	1.866	1.176	0.455	4.845	10.000		
Arsenic, Total	ug/L	MW-5S	4	5.000	0.000	1.176	5.000	5.000	10.000		
Arsenic, Total	ug/L	MW-6S	4	17.450	14.687	1.176	0.174	34.726	10.000		
Arsenic, Total	ug/L	MW-7S	4	407.750	41.700	1.176	358.698	456.802	10.000		**
Arsenic, Total	ug/L	MW-8S	4	5.000	0.000	1.176	5.000	5.000	10.000		
Arsenic, Total	ug/L	MW-9S	4	4.125	1.750	1.176	2.066	6.184	10.000		
Barium, Total	ug/L	MW-10S	4	70.925	17.284	1.176	50.594	91.256	2000.000		
Barium, Total	ug/L	MW-11S	4	100.150	49.906	1.176	41.446	158.854	2000.000		
Barium, Total	ug/L	MW-12S	4	32.250	1.779	1.176	30.158	34.342	2000.000	dec	
Barium, Total	ug/L	MW-13S	4	39.100	5.563	1.176	32.556	45.644	2000.000		
Barium, Total	ug/L	MW-1S	4	92.925	30.077	1.176	57.546	128.304	2000.000		
Barium, Total	ug/L	MW-2S	4	107.375	20.221	1.176	83.590	131.160	2000.000		

* - Insufficient Data
** - Significant Exceedance
LCL = Lower Confidence Limit
UCL = Upper Confidence Limit

Table 1

Confidence Intervals for Comparing the Mean of the Last 4 Measurements to an Assessment Monitoring Standard

Constituent	Units	Well	N	Mean	SD	Factor	95% LCL	95% UCL	Standard	Trend	
Barium, Total	ug/L	MW-3S	4	43.325	9.984	1.176	31.580	55.070	2000.000		
Barium, Total	ug/L	MW-4S	4	92.625	14.172	1.176	75.954	109.296	2000.000		
Barium, Total	ug/L	MW-5S	4	30.425	6.746	1.176	22.490	38.360	2000.000		
Barium, Total	ug/L	MW-6S	4	120.750	8.180	1.176	111.128	130.372	2000.000		
Barium, Total	ug/L	MW-7S	4	40.200	4.182	1.176	35.281	45.119	2000.000	dec	
Barium, Total	ug/L	MW-8S	4	34.375	4.312	1.176	29.303	39.447	2000.000		
Barium, Total	ug/L	MW-9S	4	52.550	1.923	1.176	50.288	54.812	2000.000	inc	
Beryllium, Total	ug/L	MW-10S	4	2.000	0.000	1.176	2.000	2.000	4.000		
Beryllium, Total	ug/L	MW-11S	4	1.280	0.842	1.176	0.290	2.270	4.000		
Beryllium, Total	ug/L	MW-12S	4	2.000	0.000	1.176	2.000	2.000	4.000		
Beryllium, Total	ug/L	MW-13S	4	2.000	0.000	1.176	2.000	2.000	4.000		
Beryllium, Total	ug/L	MW-1S	4	2.000	0.000	1.176	2.000	2.000	4.000		
Beryllium, Total	ug/L	MW-2S	4	2.000	0.000	1.176	2.000	2.000	4.000		
Beryllium, Total	ug/L	MW-3S	4	2.000	0.000	1.176	2.000	2.000	4.000		
Beryllium, Total	ug/L	MW-4S	4	2.000	0.000	1.176	2.000	2.000	4.000		
Beryllium, Total	ug/L	MW-5S	4	2.000	0.000	1.176	2.000	2.000	4.000		
Beryllium, Total	ug/L	MW-6S	4	2.000	0.000	1.176	2.000	2.000	4.000		
Beryllium, Total	ug/L	MW-7S	4	2.000	0.000	1.176	2.000	2.000	4.000		
Beryllium, Total	ug/L	MW-8S	4	2.000	0.000	1.176	2.000	2.000	4.000		
Beryllium, Total	ug/L	MW-9S	4	2.000	0.000	1.176	2.000	2.000	4.000		
Cadmium, Total	ug/L	MW-10S	4	1.000	0.000	1.176	1.000	1.000	5.000		
Cadmium, Total	ug/L	MW-11S	4	1.000	0.000	1.176	1.000	1.000	5.000		
Cadmium, Total	ug/L	MW-12S	4	1.000	0.000	1.176	1.000	1.000	5.000		
Cadmium, Total	ug/L	MW-13S	4	1.000	0.000	1.176	1.000	1.000	5.000		
Cadmium, Total	ug/L	MW-1S	4	1.000	0.000	1.176	1.000	1.000	5.000		
Cadmium, Total	ug/L	MW-2S	4	1.000	0.000	1.176	1.000	1.000	5.000		
Cadmium, Total	ug/L	MW-3S	4	1.000	0.000	1.176	1.000	1.000	5.000		
Cadmium, Total	ug/L	MW-4S	4	1.000	0.000	1.176	1.000	1.000	5.000		
Cadmium, Total	ug/L	MW-5S	4	1.000	0.000	1.176	1.000	1.000	5.000		
Cadmium, Total	ug/L	MW-6S	4	1.000	0.000	1.176	1.000	1.000	5.000		
Cadmium, Total	ug/L	MW-7S	4	1.000	0.000	1.176	1.000	1.000	5.000		
Cadmium, Total	ug/L	MW-8S	4	1.000	0.000	1.176	1.000	1.000	5.000		

* - Insufficient Data
** - Significant Exceedance
LCL = Lower Confidence Limit
UCL = Upper Confidence Limit

Table 1

Confidence Intervals for Comparing the Mean of the Last 4 Measurements to an Assessment Monitoring Standard

Constituent	Units	Well	N	Mean	SD	Factor	95% LCL	95% UCL	Standard	Trend	
Cadmium, Total	ug/L	MW-9S	4	1.000	0.000	1.176	1.000	1.000	5.000		
Chromium, Total	ug/L	MW-10S	4	5.000	0.000	1.176	5.000	5.000	100.000		
Chromium, Total	ug/L	MW-11S	4	7.450	4.900	1.176	1.686	13.214	100.000		
Chromium, Total	ug/L	MW-12S	4	5.000	0.000	1.176	5.000	5.000	100.000		
Chromium, Total	ug/L	MW-13S	4	5.000	0.000	1.176	5.000	5.000	100.000		
Chromium, Total	ug/L	MW-1S	4	5.000	0.000	1.176	5.000	5.000	100.000		
Chromium, Total	ug/L	MW-2S	4	5.000	0.000	1.176	5.000	5.000	100.000		
Chromium, Total	ug/L	MW-3S	4	5.000	0.000	1.176	5.000	5.000	100.000		
Chromium, Total	ug/L	MW-4S	4	5.000	0.000	1.176	5.000	5.000	100.000		
Chromium, Total	ug/L	MW-5S	4	5.000	0.000	1.176	5.000	5.000	100.000		
Chromium, Total	ug/L	MW-6S	4	5.000	0.000	1.176	5.000	5.000	100.000		
Chromium, Total	ug/L	MW-7S	4	5.000	0.000	1.176	5.000	5.000	100.000		
Chromium, Total	ug/L	MW-8S	4	5.000	0.000	1.176	5.000	5.000	100.000		
Chromium, Total	ug/L	MW-9S	4	5.000	0.000	1.176	5.000	5.000	100.000		
Cobalt, Total	ug/L	MW-10S	4	2.500	0.000	1.176	2.500	2.500	6.000		
Cobalt, Total	ug/L	MW-11S	4	3.100	1.200	1.176	1.688	4.512	6.000		
Cobalt, Total	ug/L	MW-12S	4	2.500	0.000	1.176	2.500	2.500	6.000		
Cobalt, Total	ug/L	MW-13S	4	2.500	0.000	1.176	2.500	2.500	6.000		
Cobalt, Total	ug/L	MW-1S	4	2.500	0.000	1.176	2.500	2.500	6.000		
Cobalt, Total	ug/L	MW-2S	4	2.200	0.600	1.176	1.494	2.906	6.000		
Cobalt, Total	ug/L	MW-3S	4	2.500	0.000	1.176	2.500	2.500	6.000		
Cobalt, Total	ug/L	MW-4S	4	2.150	0.700	1.176	1.327	2.973	6.000		
Cobalt, Total	ug/L	MW-5S	4	2.200	0.600	1.176	1.494	2.906	6.000		
Cobalt, Total	ug/L	MW-6S	4	1.625	0.126	1.176	1.477	1.773	6.000		
Cobalt, Total	ug/L	MW-7S	4	2.250	0.500	1.176	1.662	2.838	6.000		
Cobalt, Total	ug/L	MW-8S	4	2.500	0.000	1.176	2.500	2.500	6.000		
Cobalt, Total	ug/L	MW-9S	4	2.500	0.000	1.176	2.500	2.500	6.000		
Fluoride	mg/L	MW-10S	4	2.500	0.082	1.176	2.404	2.596	4.000		
Fluoride	mg/L	MW-11S	4	1.550	0.191	1.176	1.325	1.775	4.000		
Fluoride	mg/L	MW-12S	4	1.875	0.150	1.176	1.699	2.051	4.000	inc	
Fluoride	mg/L	MW-13S	4	0.948	0.112	1.176	0.815	1.080	4.000	inc	
Fluoride	mg/L	MW-1S	4	0.327	0.071	1.176	0.244	0.411	4.000		

* - Insufficient Data
** - Significant Exceedance
LCL = Lower Confidence Limit
UCL = Upper Confidence Limit

Table 1

Confidence Intervals for Comparing the Mean of the Last 4 Measurements to an Assessment Monitoring Standard

Constituent	Units	Well	N	Mean	SD	Factor	95% LCL	95% UCL	Standard	Trend	
Fluoride	mg/L	MW-2S	4	0.408	0.096	1.176	0.294	0.521	4.000		
Fluoride	mg/L	MW-3S	4	0.143	0.068	1.176	0.063	0.222	4.000	dec	
Fluoride	mg/L	MW-4S	4	0.063	0.025	1.176	0.033	0.092	4.000		
Fluoride	mg/L	MW-5S	4	1.925	0.263	1.176	1.616	2.234	4.000	dec	
Fluoride	mg/L	MW-6S	4	1.300	0.082	1.176	1.204	1.396	4.000		
Fluoride	mg/L	MW-7S	4	0.568	0.103	1.176	0.446	0.689	4.000	inc	
Fluoride	mg/L	MW-8S	4	0.093	0.051	1.176	0.033	0.152	4.000	dec	
Fluoride	mg/L	MW-9S	4	0.118	0.081	1.176	0.023	0.212	4.000		
Lead, Total	ug/L	MW-10S	4	5.000	0.000	1.176	5.000	5.000	15.000		
Lead, Total	ug/L	MW-11S	4	5.000	0.000	1.176	5.000	5.000	15.000		
Lead, Total	ug/L	MW-12S	4	5.000	0.000	1.176	5.000	5.000	15.000		
Lead, Total	ug/L	MW-13S	4	5.000	0.000	1.176	5.000	5.000	15.000		
Lead, Total	ug/L	MW-1S	4	5.000	0.000	1.176	5.000	5.000	15.000		
Lead, Total	ug/L	MW-2S	4	5.000	0.000	1.176	5.000	5.000	15.000		
Lead, Total	ug/L	MW-3S	4	5.000	0.000	1.176	5.000	5.000	15.000		
Lead, Total	ug/L	MW-4S	4	5.000	0.000	1.176	5.000	5.000	15.000		
Lead, Total	ug/L	MW-5S	4	5.000	0.000	1.176	5.000	5.000	15.000		
Lead, Total	ug/L	MW-6S	4	5.000	0.000	1.176	5.000	5.000	15.000		
Lead, Total	ug/L	MW-7S	4	5.000	0.000	1.176	5.000	5.000	15.000		
Lead, Total	ug/L	MW-8S	4	5.000	0.000	1.176	5.000	5.000	15.000		
Lead, Total	ug/L	MW-9S	4	5.000	0.000	1.176	5.000	5.000	15.000		
Lithium, Total	ug/L	MW-10S	4	47.325	5.447	1.176	40.918	53.732	40.000	dec	**
Lithium, Total	ug/L	MW-11S	4	13.775	7.550	1.176	4.894	22.656	40.000		
Lithium, Total	ug/L	MW-12S	4	80.775	13.167	1.176	65.287	96.263	40.000	dec	**
Lithium, Total	ug/L	MW-13S	4	66.825	5.421	1.176	60.449	73.201	40.000	dec	**
Lithium, Total	ug/L	MW-1S	4	10.000	0.000	1.176	10.000	10.000	40.000	dec	
Lithium, Total	ug/L	MW-2S	4	13.250	6.500	1.176	5.604	20.896	40.000	dec	
Lithium, Total	ug/L	MW-3S	4	10.000	0.000	1.176	10.000	10.000	40.000		
Lithium, Total	ug/L	MW-4S	4	13.350	6.700	1.176	5.469	21.231	40.000		
Lithium, Total	ug/L	MW-5S	4	44.150	2.551	1.176	41.149	47.151	40.000	dec	**
Lithium, Total	ug/L	MW-6S	4	67.175	5.741	1.176	60.422	73.928	40.000	dec	**
Lithium, Total	ug/L	MW-7S	4	85.250	2.409	1.176	82.416	88.084	40.000	dec	**

* - Insufficient Data
** - Significant Exceedance
LCL = Lower Confidence Limit
UCL = Upper Confidence Limit

Table 1

Confidence Intervals for Comparing the Mean of the Last 4 Measurements to an Assessment Monitoring Standard

Constituent	Units	Well	N	Mean	SD	Factor	95% LCL	95% UCL	Standard	Trend	
Lithium, Total	ug/L	MW-8S	4	137.250	36.936	1.176	93.803	180.697	40.000		**
Lithium, Total	ug/L	MW-9S	4	79.600	9.506	1.176	68.418	90.782	40.000	dec	**
Mercury	ug/L	MW-10S	4	1.000	0.000	1.176	1.000	1.000	2.000		
Mercury	ug/L	MW-11S	4	1.000	0.000	1.176	1.000	1.000	2.000		
Mercury	ug/L	MW-12S	4	1.000	0.000	1.176	1.000	1.000	2.000		
Mercury	ug/L	MW-13S	4	1.000	0.000	1.176	1.000	1.000	2.000		
Mercury	ug/L	MW-1S	4	1.000	0.000	1.176	1.000	1.000	2.000		
Mercury	ug/L	MW-2S	4	1.000	0.000	1.176	1.000	1.000	2.000		
Mercury	ug/L	MW-3S	4	1.000	0.000	1.176	1.000	1.000	2.000		
Mercury	ug/L	MW-4S	4	1.000	0.000	1.176	1.000	1.000	2.000		
Mercury	ug/L	MW-5S	4	1.000	0.000	1.176	1.000	1.000	2.000		
Mercury	ug/L	MW-6S	4	1.000	0.000	1.176	1.000	1.000	2.000		
Mercury	ug/L	MW-7S	4	1.000	0.000	1.176	1.000	1.000	2.000		
Mercury	ug/L	MW-8S	4	1.000	0.000	1.176	1.000	1.000	2.000		
Mercury	ug/L	MW-9S	4	1.000	0.000	1.176	1.000	1.000	2.000		
Molybdenum, Total	ug/L	MW-10S	4	71.450	5.087	1.176	65.466	77.434	100.000	dec	
Molybdenum, Total	ug/L	MW-11S	4	79.200	2.888	1.176	75.803	82.597	100.000		
Molybdenum, Total	ug/L	MW-12S	4	164.000	39.564	1.176	117.461	210.539	100.000		**
Molybdenum, Total	ug/L	MW-13S	4	631.000	88.623	1.176	526.754	735.246	100.000		**
Molybdenum, Total	ug/L	MW-1S	4	26.050	1.439	1.176	24.358	27.742	100.000	dec	
Molybdenum, Total	ug/L	MW-2S	4	31.225	10.580	1.176	18.780	43.670	100.000	dec	
Molybdenum, Total	ug/L	MW-3S	4	39.075	5.985	1.176	32.035	46.115	100.000	dec	
Molybdenum, Total	ug/L	MW-4S	4	5.000	0.000	1.176	5.000	5.000	100.000		
Molybdenum, Total	ug/L	MW-5S	4	146.750	26.651	1.176	115.401	178.099	100.000	dec	**
Molybdenum, Total	ug/L	MW-6S	4	190.750	30.170	1.176	155.261	226.239	100.000		**
Molybdenum, Total	ug/L	MW-7S	4	641.000	46.769	1.176	585.986	696.014	100.000	inc	**
Molybdenum, Total	ug/L	MW-8S	4	330.250	155.139	1.176	147.761	512.739	100.000		**
Molybdenum, Total	ug/L	MW-9S	4	127.825	49.893	1.176	69.137	186.513	100.000	dec	
Selenium, Total	ug/L	MW-10S	4	5.000	0.000	1.176	5.000	5.000	50.000		
Selenium, Total	ug/L	MW-11S	4	4.025	1.950	1.176	1.731	6.319	50.000		
Selenium, Total	ug/L	MW-12S	4	11.750	10.065	1.176	0.000	23.590	50.000		
Selenium, Total	ug/L	MW-13S	4	5.000	0.000	1.176	5.000	5.000	50.000		

* - Insufficient Data
** - Significant Exceedance
LCL = Lower Confidence Limit
UCL = Upper Confidence Limit

Table 1

Confidence Intervals for Comparing the Mean of the Last 4 Measurements to an Assessment Monitoring Standard

Constituent	Units	Well	N	Mean	SD	Factor	95% LCL	95% UCL	Standard	Trend	
Selenium, Total	ug/L	MW-1S	4	5.000	0.000	1.176	5.000	5.000	50.000		
Selenium, Total	ug/L	MW-2S	4	5.000	0.000	1.176	5.000	5.000	50.000		
Selenium, Total	ug/L	MW-3S	4	10.250	11.287	1.176	0.000	23.526	50.000		
Selenium, Total	ug/L	MW-4S	4	48.275	48.713	1.176	0.000	105.576	50.000		
Selenium, Total	ug/L	MW-5S	4	5.000	0.000	1.176	5.000	5.000	50.000		
Selenium, Total	ug/L	MW-6S	4	4.825	0.903	1.176	3.763	5.887	50.000		
Selenium, Total	ug/L	MW-7S	4	5.000	0.000	1.176	5.000	5.000	50.000		
Selenium, Total	ug/L	MW-8S	4	3.400	1.992	1.176	1.057	5.743	50.000		
Selenium, Total	ug/L	MW-9S	4	50.975	53.600	1.176	0.000	114.025	50.000		
Thallium, Total	ug/L	MW-10S	4	1.000	0.000	1.176	1.000	1.000	2.000		
Thallium, Total	ug/L	MW-11S	4	1.000	0.000	1.176	1.000	1.000	2.000		
Thallium, Total	ug/L	MW-12S	4	1.000	0.000	1.176	1.000	1.000	2.000		
Thallium, Total	ug/L	MW-13S	4	1.000	0.000	1.176	1.000	1.000	2.000		
Thallium, Total	ug/L	MW-1S	4	1.000	0.000	1.176	1.000	1.000	2.000		
Thallium, Total	ug/L	MW-2S	4	1.000	0.000	1.176	1.000	1.000	2.000		
Thallium, Total	ug/L	MW-3S	4	1.000	0.000	1.176	1.000	1.000	2.000		
Thallium, Total	ug/L	MW-4S	4	1.000	0.000	1.176	1.000	1.000	2.000		
Thallium, Total	ug/L	MW-5S	4	1.000	0.000	1.176	1.000	1.000	2.000		
Thallium, Total	ug/L	MW-6S	4	1.000	0.000	1.176	1.000	1.000	2.000		
Thallium, Total	ug/L	MW-7S	4	1.000	0.000	1.176	1.000	1.000	2.000		
Thallium, Total	ug/L	MW-8S	4	1.000	0.000	1.176	1.000	1.000	2.000		
Thallium, Total	ug/L	MW-9S	4	1.000	0.000	1.176	1.000	1.000	2.000		
Total Radium	pCi/L	MW-10S	4	1.768	1.539	1.176	0.000	3.579	5.000		
Total Radium	pCi/L	MW-11S	4	1.229	0.280	1.176	0.899	1.558	5.000		
Total Radium	pCi/L	MW-12S	4	1.172	0.424	1.176	0.673	1.670	5.000		
Total Radium	pCi/L	MW-13S	4	1.525	0.527	1.176	0.905	2.145	5.000		
Total Radium	pCi/L	MW-1S	4	2.172	1.329	1.176	0.608	3.735	5.000		
Total Radium	pCi/L	MW-2S	4	2.297	1.553	1.176	0.470	4.124	5.000		
Total Radium	pCi/L	MW-3S	4	0.722	0.127	1.176	0.572	0.871	5.000		
Total Radium	pCi/L	MW-4S	4	0.948	0.235	1.176	0.671	1.224	5.000		
Total Radium	pCi/L	MW-5S	4	1.095	0.093	1.176	0.986	1.204	5.000		
Total Radium	pCi/L	MW-6S	4	0.832	0.037	1.176	0.788	0.875	5.000		

* - Insufficient Data
** - Significant Exceedance
LCL = Lower Confidence Limit
UCL = Upper Confidence Limit

Table 1

Confidence Intervals for Comparing the Mean of the Last 4 Measurements to an Assessment Monitoring Standard

Constituent	Units	Well	N	Mean	SD	Factor	95% LCL	95% UCL	Standard	Trend	
Total Radium	pCi/L	MW-7S	4	1.186	0.330	1.176	0.798	1.574	5.000		
Total Radium	pCi/L	MW-8S	4	0.827	0.155	1.176	0.645	1.010	5.000		
Total Radium	pCi/L	MW-9S	4	1.277	0.464	1.176	0.732	1.823	5.000		

* - Insufficient Data
** - Significant Exceedance
LCL = Lower Confidence Limit
UCL = Upper Confidence Limit

Table 1

Confidence Intervals for Comparing the Mean of the Last 4 Measurements to an Assessment Monitoring Standard

Constituent	Units	Well	N	Mean	SD	Factor	95% LCL	95% UCL	Standard	Trend	
Antimony, Total	ug/L	MW-10D	4	3.000	0.000	1.176	3.000	3.000	6.000		
Antimony, Total	ug/L	MW-11D	4	3.000	0.000	1.176	3.000	3.000	6.000		
Antimony, Total	ug/L	MW-12D	4	3.000	0.000	1.176	3.000	3.000	6.000		
Antimony, Total	ug/L	MW-13D	4	3.000	0.000	1.176	3.000	3.000	6.000		
Antimony, Total	ug/L	MW-14D	4	3.000	0.000	1.176	3.000	3.000	6.000		
Antimony, Total	ug/L	MW-1D	4	3.025	0.050	1.176	2.966	3.084	6.000		
Antimony, Total	ug/L	MW-2D	4	3.000	0.000	1.176	3.000	3.000	6.000		
Antimony, Total	ug/L	MW-3D	4	3.000	0.000	1.176	3.000	3.000	6.000		
Antimony, Total	ug/L	MW-7D	4	3.000	0.000	1.176	3.000	3.000	6.000		
Antimony, Total	ug/L	MW-9D	4	3.000	0.000	1.176	3.000	3.000	6.000		
Antimony, Total	ug/L	MW-9I	4	3.000	0.000	1.176	3.000	3.000	6.000		
Arsenic, Total	ug/L	MW-10D	4	207.000	60.161	1.176	136.233	277.767	10.000	dec	**
Arsenic, Total	ug/L	MW-11D	4	15.188	0.747	1.176	14.309	16.066	10.000	inc	**
Arsenic, Total	ug/L	MW-12D	4	447.750	53.450	1.176	384.877	510.623	10.000		**
Arsenic, Total	ug/L	MW-13D	4	235.500	9.747	1.176	224.035	246.965	10.000		**
Arsenic, Total	ug/L	MW-14D	4	119.500	12.793	1.176	104.451	134.549	10.000		**
Arsenic, Total	ug/L	MW-1D	4	16.100	23.023	1.176	0.000	43.181	10.000		
Arsenic, Total	ug/L	MW-2D	4	3.525	0.690	1.176	2.714	4.336	10.000		
Arsenic, Total	ug/L	MW-3D	4	3.350	0.370	1.176	2.915	3.785	10.000		
Arsenic, Total	ug/L	MW-7D	4	454.750	36.945	1.176	411.292	498.208	10.000		**
Arsenic, Total	ug/L	MW-9D	4	10.925	7.189	1.176	2.469	19.381	10.000		
Arsenic, Total	ug/L	MW-9I	4	6.475	3.226	1.176	2.680	10.270	10.000		
Barium, Total	ug/L	MW-10D	4	30.750	3.198	1.176	26.988	34.512	2000.000		
Barium, Total	ug/L	MW-11D	4	26.850	3.453	1.176	22.788	30.912	2000.000	dec	
Barium, Total	ug/L	MW-12D	4	27.350	0.785	1.176	26.426	28.274	2000.000	dec	
Barium, Total	ug/L	MW-13D	4	36.500	11.735	1.176	22.697	50.303	2000.000		
Barium, Total	ug/L	MW-14D	4	54.075	11.746	1.176	40.259	67.891	2000.000		
Barium, Total	ug/L	MW-1D	4	85.125	18.781	1.176	63.033	107.217	2000.000	inc	
Barium, Total	ug/L	MW-2D	4	61.850	31.831	1.176	24.408	99.292	2000.000		
Barium, Total	ug/L	MW-3D	4	56.350	12.975	1.176	41.088	71.612	2000.000		
Barium, Total	ug/L	MW-7D	4	43.925	6.984	1.176	35.709	52.141	2000.000		
Barium, Total	ug/L	MW-9D	4	52.325	4.410	1.176	47.137	57.513	2000.000	inc	

* - Insufficient Data
** - Significant Exceedance
LCL = Lower Confidence Limit
UCL = Upper Confidence Limit

Table 1

Confidence Intervals for Comparing the Mean of the Last 4 Measurements to an Assessment Monitoring Standard

Constituent	Units	Well	N	Mean	SD	Factor	95% LCL	95% UCL	Standard	Trend	
Barium, Total	ug/L	MW-9I	4	72.025	4.811	1.176	66.366	77.684	2000.000	inc	
Beryllium, Total	ug/L	MW-10D	4	2.000	0.000	1.176	2.000	2.000	4.000		
Beryllium, Total	ug/L	MW-11D	4	2.000	0.000	1.176	2.000	2.000	4.000		
Beryllium, Total	ug/L	MW-12D	4	2.000	0.000	1.176	2.000	2.000	4.000		
Beryllium, Total	ug/L	MW-13D	4	2.000	0.000	1.176	2.000	2.000	4.000		
Beryllium, Total	ug/L	MW-14D	4	2.000	0.000	1.176	2.000	2.000	4.000		
Beryllium, Total	ug/L	MW-1D	4	2.000	0.000	1.176	2.000	2.000	4.000		
Beryllium, Total	ug/L	MW-2D	4	2.000	0.000	1.176	2.000	2.000	4.000		
Beryllium, Total	ug/L	MW-3D	4	2.000	0.000	1.176	2.000	2.000	4.000		
Beryllium, Total	ug/L	MW-7D	4	2.000	0.000	1.176	2.000	2.000	4.000		
Beryllium, Total	ug/L	MW-9D	4	2.000	0.000	1.176	2.000	2.000	4.000		
Beryllium, Total	ug/L	MW-9I	4	2.000	0.000	1.176	2.000	2.000	4.000		
Cadmium, Total	ug/L	MW-10D	4	1.000	0.000	1.176	1.000	1.000	5.000		
Cadmium, Total	ug/L	MW-11D	4	1.000	0.000	1.176	1.000	1.000	5.000		
Cadmium, Total	ug/L	MW-12D	4	1.000	0.000	1.176	1.000	1.000	5.000		
Cadmium, Total	ug/L	MW-13D	4	1.000	0.000	1.176	1.000	1.000	5.000		
Cadmium, Total	ug/L	MW-14D	4	1.000	0.000	1.176	1.000	1.000	5.000		
Cadmium, Total	ug/L	MW-1D	4	1.000	0.000	1.176	1.000	1.000	5.000		
Cadmium, Total	ug/L	MW-2D	4	1.000	0.000	1.176	1.000	1.000	5.000		
Cadmium, Total	ug/L	MW-3D	4	1.000	0.000	1.176	1.000	1.000	5.000		
Cadmium, Total	ug/L	MW-7D	4	1.275	0.550	1.176	0.628	1.922	5.000		
Cadmium, Total	ug/L	MW-9D	4	1.000	0.000	1.176	1.000	1.000	5.000		
Cadmium, Total	ug/L	MW-9I	4	1.000	0.000	1.176	1.000	1.000	5.000		
Chromium, Total	ug/L	MW-10D	4	5.000	0.000	1.176	5.000	5.000	100.000		
Chromium, Total	ug/L	MW-11D	4	5.000	0.000	1.176	5.000	5.000	100.000		
Chromium, Total	ug/L	MW-12D	4	5.000	0.000	1.176	5.000	5.000	100.000		
Chromium, Total	ug/L	MW-13D	4	5.000	0.000	1.176	5.000	5.000	100.000		
Chromium, Total	ug/L	MW-14D	4	5.000	0.000	1.176	5.000	5.000	100.000		
Chromium, Total	ug/L	MW-1D	4	5.000	0.000	1.176	5.000	5.000	100.000		
Chromium, Total	ug/L	MW-2D	4	5.000	0.000	1.176	5.000	5.000	100.000		
Chromium, Total	ug/L	MW-3D	4	5.000	0.000	1.176	5.000	5.000	100.000		
Chromium, Total	ug/L	MW-7D	4	5.000	0.000	1.176	5.000	5.000	100.000		

* - Insufficient Data
** - Significant Exceedance
LCL = Lower Confidence Limit
UCL = Upper Confidence Limit

Table 1

Confidence Intervals for Comparing the Mean of the Last 4 Measurements to an Assessment Monitoring Standard

Constituent	Units	Well	N	Mean	SD	Factor	95% LCL	95% UCL	Standard	Trend	
Chromium, Total	ug/L	MW-9D	4	5.000	0.000	1.176	5.000	5.000	100.000		
Chromium, Total	ug/L	MW-9I	4	5.000	0.000	1.176	5.000	5.000	100.000		
Cobalt, Total	ug/L	MW-10D	4	2.500	0.000	1.176	2.500	2.500	6.000		
Cobalt, Total	ug/L	MW-11D	4	2.500	0.000	1.176	2.500	2.500	6.000		
Cobalt, Total	ug/L	MW-12D	4	2.500	0.000	1.176	2.500	2.500	6.000		
Cobalt, Total	ug/L	MW-13D	4	2.150	0.700	1.176	1.327	2.973	6.000		
Cobalt, Total	ug/L	MW-14D	4	2.175	0.650	1.176	1.410	2.940	6.000		
Cobalt, Total	ug/L	MW-1D	4	2.500	0.000	1.176	2.500	2.500	6.000		
Cobalt, Total	ug/L	MW-2D	4	2.500	0.000	1.176	2.500	2.500	6.000		
Cobalt, Total	ug/L	MW-3D	4	2.500	0.000	1.176	2.500	2.500	6.000		
Cobalt, Total	ug/L	MW-7D	4	2.325	0.350	1.176	1.913	2.737	6.000		
Cobalt, Total	ug/L	MW-9D	4	2.500	0.000	1.176	2.500	2.500	6.000		
Cobalt, Total	ug/L	MW-9I	4	2.500	0.000	1.176	2.500	2.500	6.000		
Fluoride	mg/L	MW-10D	4	2.275	0.377	1.176	1.831	2.719	4.000		
Fluoride	mg/L	MW-11D	4	0.335	0.078	1.176	0.244	0.426	4.000		
Fluoride	mg/L	MW-12D	4	1.368	0.388	1.176	0.912	1.823	4.000	inc	
Fluoride	mg/L	MW-13D	4	0.633	0.090	1.176	0.527	0.738	4.000	inc	
Fluoride	mg/L	MW-14D	4	0.210	0.119	1.176	0.070	0.350	4.000	dec	
Fluoride	mg/L	MW-1D	4	0.323	0.078	1.176	0.231	0.414	4.000	dec	
Fluoride	mg/L	MW-2D	4	0.920	0.067	1.176	0.841	0.999	4.000		
Fluoride	mg/L	MW-3D	4	0.168	0.028	1.176	0.135	0.200	4.000	dec	
Fluoride	mg/L	MW-7D	4	0.418	0.067	1.176	0.339	0.496	4.000	inc	
Fluoride	mg/L	MW-9D	4	0.415	0.050	1.176	0.356	0.474	4.000		
Fluoride	mg/L	MW-9I	4	0.982	0.172	1.176	0.780	1.185	4.000	inc	
Lead, Total	ug/L	MW-10D	4	5.000	0.000	1.176	5.000	5.000	15.000		
Lead, Total	ug/L	MW-11D	4	5.000	0.000	1.176	5.000	5.000	15.000		
Lead, Total	ug/L	MW-12D	4	5.000	0.000	1.176	5.000	5.000	15.000		
Lead, Total	ug/L	MW-13D	4	5.000	0.000	1.176	5.000	5.000	15.000		
Lead, Total	ug/L	MW-14D	4	5.000	0.000	1.176	5.000	5.000	15.000		
Lead, Total	ug/L	MW-1D	4	5.000	0.000	1.176	5.000	5.000	15.000		
Lead, Total	ug/L	MW-2D	4	5.000	0.000	1.176	5.000	5.000	15.000		
Lead, Total	ug/L	MW-3D	4	5.000	0.000	1.176	5.000	5.000	15.000		

* - Insufficient Data
** - Significant Exceedance
LCL = Lower Confidence Limit
UCL = Upper Confidence Limit

Table 1

Confidence Intervals for Comparing the Mean of the Last 4 Measurements to an Assessment Monitoring Standard

Constituent	Units	Well	N	Mean	SD	Factor	95% LCL	95% UCL	Standard	Trend	
Lead, Total	ug/L	MW-7D	4	5.000	0.000	1.176	5.000	5.000	15.000		
Lead, Total	ug/L	MW-9D	4	5.000	0.000	1.176	5.000	5.000	15.000		
Lead, Total	ug/L	MW-9I	4	5.000	0.000	1.176	5.000	5.000	15.000		
Lithium, Total	ug/L	MW-10D	4	58.750	9.032	1.176	48.125	69.375	40.000	dec	**
Lithium, Total	ug/L	MW-11D	4	143.000	7.071	1.176	134.682	151.318	40.000		**
Lithium, Total	ug/L	MW-12D	4	86.975	17.934	1.176	65.880	108.070	40.000	dec	**
Lithium, Total	ug/L	MW-13D	4	78.325	5.099	1.176	72.327	84.323	40.000	dec	**
Lithium, Total	ug/L	MW-14D	4	693.250	167.281	1.176	496.479	890.021	40.000		**
Lithium, Total	ug/L	MW-1D	4	16.750	7.795	1.176	7.581	25.919	40.000	dec	
Lithium, Total	ug/L	MW-2D	4	50.300	7.313	1.176	41.697	58.903	40.000	dec	**
Lithium, Total	ug/L	MW-3D	4	10.000	0.000	1.176	10.000	10.000	40.000	dec	
Lithium, Total	ug/L	MW-7D	4	97.900	4.826	1.176	92.224	103.576	40.000	dec	**
Lithium, Total	ug/L	MW-9D	4	23.950	1.340	1.176	22.373	25.527	40.000	dec	
Lithium, Total	ug/L	MW-9I	4	26.975	3.170	1.176	23.246	30.704	40.000	dec	
Mercury	ug/L	MW-10D	4	1.000	0.000	1.176	1.000	1.000	2.000		
Mercury	ug/L	MW-11D	4	1.000	0.000	1.176	1.000	1.000	2.000		
Mercury	ug/L	MW-12D	4	1.200	0.400	1.176	0.729	1.671	2.000		
Mercury	ug/L	MW-13D	4	1.000	0.000	1.176	1.000	1.000	2.000		
Mercury	ug/L	MW-14D	4	1.000	0.000	1.176	1.000	1.000	2.000		
Mercury	ug/L	MW-1D	4	1.000	0.000	1.176	1.000	1.000	2.000		
Mercury	ug/L	MW-2D	4	1.000	0.000	1.176	1.000	1.000	2.000		
Mercury	ug/L	MW-3D	4	1.000	0.000	1.176	1.000	1.000	2.000		
Mercury	ug/L	MW-7D	4	1.000	0.000	1.176	1.000	1.000	2.000		
Mercury	ug/L	MW-9D	4	1.000	0.000	1.176	1.000	1.000	2.000		
Mercury	ug/L	MW-9I	4	1.000	0.000	1.176	1.000	1.000	2.000		
Molybdenum, Total	ug/L	MW-10D	4	88.075	6.622	1.176	80.286	95.864	100.000	dec	
Molybdenum, Total	ug/L	MW-11D	4	5.000	0.000	1.176	5.000	5.000	100.000		
Molybdenum, Total	ug/L	MW-12D	4	175.750	18.875	1.176	153.548	197.952	100.000	dec	**
Molybdenum, Total	ug/L	MW-13D	4	696.250	138.437	1.176	533.408	859.092	100.000		**
Molybdenum, Total	ug/L	MW-14D	4	234.250	28.111	1.176	201.183	267.317	100.000		**
Molybdenum, Total	ug/L	MW-1D	4	36.425	2.848	1.176	33.075	39.775	100.000	dec	
Molybdenum, Total	ug/L	MW-2D	4	60.600	10.995	1.176	47.667	73.533	100.000	dec	

* - Insufficient Data
** - Significant Exceedance
LCL = Lower Confidence Limit
UCL = Upper Confidence Limit

Table 1

Confidence Intervals for Comparing the Mean of the Last 4 Measurements to an Assessment Monitoring Standard

Constituent	Units	Well	N	Mean	SD	Factor	95% LCL	95% UCL	Standard	Trend	
Molybdenum, Total	ug/L	MW-3D	4	5.000	0.000	1.176	5.000	5.000	100.000	dec	
Molybdenum, Total	ug/L	MW-7D	4	670.250	52.576	1.176	608.405	732.095	100.000	inc	**
Molybdenum, Total	ug/L	MW-9D	4	45.900	3.554	1.176	41.719	50.081	100.000	dec	
Molybdenum, Total	ug/L	MW-9I	4	114.300	19.189	1.176	91.728	136.872	100.000	dec	
Selenium, Total	ug/L	MW-10D	4	5.000	0.000	1.176	5.000	5.000	50.000		
Selenium, Total	ug/L	MW-11D	4	5.000	0.000	1.176	5.000	5.000	50.000		
Selenium, Total	ug/L	MW-12D	4	5.000	0.000	1.176	5.000	5.000	50.000		
Selenium, Total	ug/L	MW-13D	4	5.000	0.000	1.176	5.000	5.000	50.000		
Selenium, Total	ug/L	MW-14D	4	5.000	0.000	1.176	5.000	5.000	50.000		
Selenium, Total	ug/L	MW-1D	4	5.000	0.000	1.176	5.000	5.000	50.000		
Selenium, Total	ug/L	MW-2D	4	5.000	0.000	1.176	5.000	5.000	50.000		
Selenium, Total	ug/L	MW-3D	4	5.000	0.000	1.176	5.000	5.000	50.000		
Selenium, Total	ug/L	MW-7D	4	5.000	0.000	1.176	5.000	5.000	50.000		
Selenium, Total	ug/L	MW-9D	4	5.000	0.000	1.176	5.000	5.000	50.000		
Selenium, Total	ug/L	MW-9I	4	5.000	0.000	1.176	5.000	5.000	50.000		
Thallium, Total	ug/L	MW-10D	4	1.000	0.000	1.176	1.000	1.000	2.000		
Thallium, Total	ug/L	MW-11D	4	1.000	0.000	1.176	1.000	1.000	2.000		
Thallium, Total	ug/L	MW-12D	4	1.000	0.000	1.176	1.000	1.000	2.000		
Thallium, Total	ug/L	MW-13D	4	1.000	0.000	1.176	1.000	1.000	2.000		
Thallium, Total	ug/L	MW-14D	4	1.000	0.000	1.176	1.000	1.000	2.000		
Thallium, Total	ug/L	MW-1D	4	1.000	0.000	1.176	1.000	1.000	2.000		
Thallium, Total	ug/L	MW-2D	4	1.000	0.000	1.176	1.000	1.000	2.000		
Thallium, Total	ug/L	MW-3D	4	1.000	0.000	1.176	1.000	1.000	2.000		
Thallium, Total	ug/L	MW-7D	4	1.000	0.000	1.176	1.000	1.000	2.000		
Thallium, Total	ug/L	MW-9D	4	1.000	0.000	1.176	1.000	1.000	2.000		
Thallium, Total	ug/L	MW-9I	4	1.000	0.000	1.176	1.000	1.000	2.000		
Total Radium	pCi/L	MW-10D	4	1.300	0.464	1.176	0.754	1.846	5.000		
Total Radium	pCi/L	MW-11D	4	1.069	0.352	1.176	0.655	1.483	5.000		
Total Radium	pCi/L	MW-12D	4	1.063	0.263	1.176	0.753	1.372	5.000		
Total Radium	pCi/L	MW-13D	4	1.575	0.135	1.176	1.416	1.734	5.000		
Total Radium	pCi/L	MW-14D	4	1.555	0.428	1.176	1.051	2.059	5.000		
Total Radium	pCi/L	MW-1D	4	1.840	1.094	1.176	0.554	3.126	5.000		

* - Insufficient Data
** - Significant Exceedance
LCL = Lower Confidence Limit
UCL = Upper Confidence Limit

Table 1

Confidence Intervals for Comparing the Mean of the Last 4 Measurements to an Assessment Monitoring Standard

Constituent	Units	Well	N	Mean	SD	Factor	95% LCL	95% UCL	Standard	Trend	
Total Radium	pCi/L	MW-2D	4	2.315	1.105	1.176	1.016	3.614	5.000		
Total Radium	pCi/L	MW-3D	4	1.198	0.374	1.176	0.758	1.637	5.000		
Total Radium	pCi/L	MW-7D	4	1.097	0.255	1.176	0.796	1.397	5.000		
Total Radium	pCi/L	MW-9D	4	1.220	0.455	1.176	0.684	1.756	5.000		
Total Radium	pCi/L	MW-9I	4	1.546	0.706	1.176	0.716	2.377	5.000		

* - Insufficient Data
** - Significant Exceedance
LCL = Lower Confidence Limit
UCL = Upper Confidence Limit

Table 1: 95% LCL Compared to GWPS - Shallow Zone
Multiunit Ash Pond System
AES Indiana
Harding Street Generating Station, Indianapolis, Indiana
ATC Project No. 170LF01277

Sample ID	Through Sample Date	Antimony	Arsenic	Barium	Beryllium	Cadmium	Chromium	Cobalt	Fluoride	Lead	Lithium	Mercury	Molybdenum	Selenium	Thallium	Radium 226/228 Combined
		ug/L	ug/L	ug/L	ug/L	ug/L	ug/L	ug/L	mg/L	ug/L	ug/L	ug/L	ug/L	ug/L	ug/L	pCi/L
	GWPS (greater of MCL/USEPA Amendment Level, or background PL)	**6**	**10**	**2000**	**4**	**5**	**100**	**6**	**4**	**15**	**40**	**2**	**100**	**50**	**2**	**5**
	MCL	6	10	2000	4	5	100	-	4	15	-	2	-	50	2	5
	USEPA'S Amendments to the National Minimum Criteria*	-	-	-	-	-	-	6	-	15	40	-	100	-	-	-
	Prediction Limit (based on background data through May 2022)	1	1	88.7854	0.2	2	10	1	0.2434	10	20	2	10	2.1	1	2.4106
MW-1S	September 2018	2	0	7	2	1	5	2	0.593	5	7	1	46	5	1	0.896
	May 2019	2	0	3	2	1	5	2	0.519	5	7	1	41	5	1	0.648
	November 2019	1	0	33	2	1	5	2	0.425	5	5	1	32	5	1	1.431
	May 2020	1	6	51	2	1	5	2	0.343	5	5	1	29	5	1	0.304
	November 2020	2	3	54	2	1	5	2	0.326	5	5	1	22	5	1	0.508
	May 2021	2	8	76	2	1	5	2	0.254	5	10	1	22	5	1	1.088
	November 2021	2.754	7.106 **12.950 (N=8)**	57.491	2.000	1.000	5.000	2.500	0.251	5.000	10.000	1.000	22.132	5.000	1.000	0.597 1.758 (N=8)
	May 2022	2.754	5.729 **11.84 (N=8)**	57.546	2.000	1.000	5.000	2.500	0.244	5.000	10.000	1.000	24.358	5.000	1.000	0.608
MW-2S	September 2018	3	**14**	80	2	1	5	2	1.186	5	17	1	71	5	1	1.152
	May 2019	3	**12**	81	2	1	5	2	0.895	5	1	1	35	5	1	0.973
	November 2019	3	**12**	64	2	1	5	2	0.587	5	13	1	25	5	1	1.000
	May 2020	3	**10**	62	2	1	5	2	0.363	5	7	1	14	5	1	0.990
	November 2020	3	9	82	2	1	5	1	0.298	5	7	1	28	5	1	1.106
	May 2021	3	6	68	2	1	5	1	0.294	5	7	1	28	5	1	0.429
	November 2021	3.000	3.608 **10.671 (N=8)**	77.945	2.000	1.000	5.000	1.494	0.306	5.000	5.604	1.000	28.934	5.000	1.000	0.335
	May 2022	3.000	3.507 9.341 (N=8) **13.893 (N=14)**	83.59	2.000	1.000	5.000	1.494	0.294	5.000	5.604	1.000	18.78	5.000	1.000	0.470
MW-3S	September 2018	**8**	2	24	2	1	5	2	0.349	5	10	1	52	4	1	0.491
	May 2019	**7**	2	25	2	1	5	2	0.217	5	10	1	41	0	1	0.549
	November 2019	**8**	1	28	2	1	5	2	0.197	5	10	1	34	0	1	0.615
	May 2020	**7**	2	35	2	1	5	2	0.223	5	10	1	41	1	1	0.615
	November 2020	**7**	1	36	2	1	5	2	0.214	5	10	1	39	0	1	0.733
	May 2021	**6**	0	39	2	1	5	2	0.174	5	10	1	35	2	1	0.785
	November 2021	5.764 **6.903 (N=8)**	0.218	37.500	2.000	1.000	5.000	2.500	0.134	5.000	10.000	1.000	36.177	1.260	1.000	0.785
	May 2022	4.75 **6.242 (N=8)**	0.129	31.580	2.000	1.000	5.000	2.500	0.063	5.000	10.000	1.000	32.035	0.000	1.000	0.572
MW-4S	September 2018	3	5	52	2	1	5	2	0.108	5	6	1	5	6	1	0.721
	May 2019	3	5	47	2	1	5	2	0.108	5	6	1	5	5	1	0.601
	November 2019	DRY WELL; NOT SAMPLED														
	May 2020	3	2	48	2	1	5	2	0.060	5	10	1	5	2	1	0.812
	November 2020	3	2	62	2	1	5	1	0.037	5	10	1	5	10	1	0.838
	May 2021	DRY WELL; NOT SAMPLED														
	November 2021	3.000	1.503	59.290	2.000	1.000	5.000	1.327	0.038	5.000	5.469	1.000	5.000	7.288	1.000	0.751
	May 2022	3.000	0.455	75.954	2.000	1.000	5.000	1.327	0.033	5.000	5.469	1.000	5.000	0	1.000	0.671

Table 1: 95% LCL Compared to GWPS - Shallow Zone
Multiunit Ash Pond System
AES Indiana
Harding Street Generating Station, Indianapolis, Indiana
ATC Project No. 170LF01277

Sample ID	Through Sample Date	Antimony	Arsenic	Barium	Beryllium	Cadmium	Chromium	Cobalt	Fluoride	Lead	Lithium	Mercury	Molybdenum	Selenium	Thallium	Radium 226/228 Combined
		ug/L	ug/L	ug/L	ug/L	ug/L	ug/L	ug/L	mg/L	ug/L	ug/L	ug/L	ug/L	ug/L	ug/L	pCi/L
	GWPS (greater of MCL/USEPA Amendment Level, or background PL)	**6**	**10**	**2000**	**4**	**5**	**100**	**6**	**4**	**15**	**40**	**2**	**100**	**50**	**2**	**5**
	MCL	6	10	2000	4	5	100	-	4	15	-	2	-	50	2	5
	USEPA'S Amendments to the National Minimum Criteria*	-	-	-	-	-	-	6	-	15	40	-	100	-	-	-
	Prediction Limit (based on background data through May 2022)	1	1	88.7854	0.2	2	10	1	0.2434	10	20	2	10	2.1	1	2.4106
MW-5S	September 2018	3	5	24	2	1	5	2	2.65	5	**53**	1	**249**	5	1	1.047
	May 2019	3	5	25	2	1	5	1	2.391	5	**53**	1	**227**	5	1	1.073
	November 2019	DRY WELL; NOT SAMPLED														
	May 2020	3	5	28	2	1	5	1	2.316	5	**53**	1	**217**	5	1	0.942
	November 2020	3	5	25	2	1	5	1	2.184	5	**43**	1	**186**	5	1	0.880
	May 2021	3	5	24	2	1	5	1	1.802	5	39	1	**138**	5	1	0.875
	November 2021	3.000	5.000	22.468	2.000	1.000	5.000	0.897	1.686	5.000	39.065 **46.853 (N=8)**	1.000	**126.264**	5.000	1.000	0.883
	May 2022	3.000	5.000	22.49	2.000	1.000	5.000	1.494	1.616	5.000	**41.149**	1.000	**115.401**	5.000	1.000	0.986
MW-6S	September 2018	3	**11**	72	2	1	5	2	0.919	5	**60**	1	**137**	2	1	0.553
	May 2019	1	**11**	82	2	1	5	2	0.600	5	**55**	1	79	1	1	0.662
	November 2019	DRY WELL; NOT SAMPLED														
	May 2020	1	**10**	103	2	1	5	2	0.614	5	**55**	1	79	1	1	0.846
	November 2020	1	8	105	2	1	5	2	0.610	5	**49**	1	74	1	1	0.700
	May 2021	1	6	101	2	1	5	2	0.614	5	**51**	1	77	2	1	0.434
	November 2021	3.000	6.418 **10.746 (N=8)**	108.371	2.000	1.000	5.000	1.405	1.024	5.000	**58.003**	1.000	**152.129**	3.396	1.000	0.788
	May 2022	3.000	0.174 9.881 (N=8) **15.420 (N=16)**	111.128	2.000	1.000	5.000	1.477	1.204	5.000	**60.422**	1.000	**155.261**	3.763	1.000	0.788
MW-7S	September 2018	3	**324**	38	2	1	5	2	0.395	5	**92**	1	**410**	5	1	1.138
	May 2019	3	**319**	34	2	1	5	1	0.391	5	**90**	1	**438**	5	1	1.180
	November 2019	3	**309**	35	2	1	5	1	0.419	5	**89**	1	**508**	5	1	1.272
	May 2020	3	**306**	33	2	1	5	1	0.431	5	**84**	1	**509**	5	1	1.080
	November 2020	3	**337**	32	2	1	5	1	0.461	5	**82**	1	**571**	5	1	0.979
	May 2021	3	**374**	34	2	1	5	1	0.465	5	**82**	1	**619**	5	1	0.965
	November 2021	3.000	**354.610**	37.822	2.000	1.000	5.000	1.662	0.493	5.000	**82.414**	1.000	**632.181**	5.000	1.000	0.895
	May 2022	3.000	**358.698**	35.281	2.000	1.000	5.000	1.662	0.446	5.000	**82.416**	1.000	**585.986**	5.000	1.000	0.798
MW-8S	September 2018	3	5	18	2	1	5	2	0.066	5	**72**	1	**133**	5	1	0.702
	May 2019	3	5	35	2	1	5	2	0.066	5	**82**	1	**171**	2	1	0.702
	November 2019	3	5	36	2	1	5	2	0.062	5	**118**	1	**279**	2	1	0.620
	May 2020	3	5	36	2	1	5	2	0.056	5	**114**	1	**242**	1	1	0.620
	November 2020	3	5	36	2	1	5	2	0.11	5	**113**	1	**279**	1	1	0.687
	May 2021	3	5	31	2	1	5	2	0.059	5	**113**	1	**292**	2	1	0.687
	November 2021	3.000	5.000	29.260	2.000	1.000	5.000	2.500	0.058	5.000	**106.923**	1.000	**228.802**	0.815	1.000	0.819
	May 2022	3.000	5.000	29.303	2.000	1.000	5.000	2.500	0.033	5.000	**93.803**	1.000	**147.761**	1.057	1.000	0.645

Table 1: 95% LCL Compared to GWPS - Shallow Zone
Multiunit Ash Pond System
AES Indiana
Harding Street Generating Station, Indianapolis, Indiana
ATC Project No. 170LF01277

Sample ID	Through Sample Date	Antimony	Arsenic	Barium	Beryllium	Cadmium	Chromium	Cobalt	Fluoride	Lead	Lithium	Mercury	Molybdenum	Selenium	Thallium	Radium 226/228 Combined
		ug/L	ug/L	ug/L	ug/L	ug/L	ug/L	ug/L	mg/L	ug/L	ug/L	ug/L	ug/L	ug/L	ug/L	pCi/L
	GWPS (greater of MCL/USEPA Amendment Level, or background PL)	**6**	**10**	**2000**	**4**	**5**	**100**	**6**	**4**	**15**	**40**	**2**	**100**	**50**	**2**	**5**
	MCL	6	10	2000	4	5	100	-	4	15	-	2	-	50	2	5
	USEPA'S Amendments to the National Minimum Criteria*	-	-	-	-	-	-	6	-	15	40	-	100	-	-	-
	Prediction Limit (based on background data through May 2022)	1	1	88.7854	0.2	2	10	1	0.2434	10	20	2	10	2.1	1	2.4106
MW-9S	September 2018	**9**	5	41	2	1	5	2	0.05	5	**87**	1	88	0	1	0.663
	May 2019	**8**	5	47	2	1	5	2	0.013	5	**74**	1	83	0	1	0.801
	November 2019	DRY WELL; NOT SAMPLED														
	May 2020	**9**	2	49	2	1	5	2	0.013	5	**73**	1	92	9	1	0.801
	November 2020	**7**	2	50	2	1	5	2	0.023	5	**68**	1	69	0	1	0.732
	May 2021	DRY WELL; NOT SAMPLED														
	November 2021	DRY WELL; NOT SAMPLED														
	May 2022	DRY WELL; NOT SAMPLED														
MW-10S	September 2018	3	**356**	42	2	1	5	2	1.76	5	**51**	1	**108**	5	1	1.019
	May 2019	3	**321**	37	2	1	5	2	1.839	5	**50**	1	92	5	1	0.965
	November 2019	3	**326**	41	2	1	5	2	2.051	5	**55**	1	85	5	1	0.596
	May 2020	3	**337**	38	2	1	5	1	1.936	5	**57**	1	80	5	1	0.544
	November 2020	3	**340**	35	2	1	5	1	1.97	5	**51**	1	77	5	1	0
	May 2021	3	**342**	42	2	1	5	1	1.97	5	**42**	1	71	5	1	0
	November 2021	3.000	**340.569**	51.110	2.000	1.000	5.000	1.410	2.070	5.000	**40.133**	1.000	69.641 77.437 (N=8)	5.000	1.000	0.000
	May 2022	3.000	**359.225**	50.594	2.000	1.000	5.000	2.500	2.404	5.000	**40.918**	1.000	65.466	5.000	1.000	0.000
MW-11S	September 2018	3	2	40	2	1	0.242	0	1.404	2	0.194	1	72	5	1	1.321
	May 2019	3	1	41	2	1	0	0	1.362	2	0	1	73	5	1	1.068
	November 2019	3	2	54	2	1	2	0	1.366	2	10	1	73	5	1	0.597
	May 2020	3	0	8	1	1	0	0	1.332	1	0	1	71	5	1	0.471
	November 2020	3	0	2	1	1	0	0	1.364	1	0	1	73	5	1	0.589
	May 2021	3	0	0	1	1	0	0	1.364	1	0	1	76	5	1	0.642
	November 2021	3.000	0.000	0.000	0.927	1.000	5.000	0.000	1.364	1.483	0.000	1.000	75.632	5.000	1.000	0.807
	May 2022	3.000	0.000	41.446	0.29	1.000	1.686	1.688	1.325	5	4.894	1.000	75.803	1.731	1.000	0.899
MW-12S	September 2018	2	**13**	28	2	1	5	2	0.458	5	**102**	1	**274**	5	1	0.889
	May 2019	3	**18**	26	2	1	5	2	0.879	5	**100**	1	**248**	2	1	0.897
	November 2019	DRY WELL; NOT SAMPLED														
	May 2020	2	**27**	27	2	1	5	2	1.534	5	**97**	1	**202**	2	1	0.897
	November 2020	2	**27**	28	2	1	5	2	1.534	5	**84**	1	**178**	2	1	0.938
	May 2021	DRY WELL; NOT SAMPLED														
	November 2021	1.879	**29.435**	28.013	2.000	1.000	5.000	2.500	1.549	5.000	**68.305**	1.000	**148.059**	1.002	1.000	0.744
	May 2022	1.913	**38.785**	30.158	2.000	1.000	5.000	2.500	1.699	5.000	**65.287**	1.000	**117.461**	0	1.000	0.673

Table 1: 95% LCL Compared to GWPS - Shallow Zone
Multiunit Ash Pond System
AES Indiana
Harding Street Generating Station, Indianapolis, Indiana
ATC Project No. 170LF01277

Sample ID	Through Sample Date	Antimony	Arsenic	Barium	Beryllium	Cadmium	Chromium	Cobalt	Fluoride	Lead	Lithium	Mercury	Molybdenum	Selenium	Thallium	Radium 226/228 Combined
		ug/L	ug/L	ug/L	ug/L	ug/L	ug/L	ug/L	mg/L	ug/L	ug/L	ug/L	ug/L	ug/L	ug/L	pCi/L
	GWPS (greater of MCL/USEPA Amendment Level, or background PL)	**6**	**10**	**2000**	**4**	**5**	**100**	**6**	**4**	**15**	**40**	**2**	**100**	**50**	**2**	**5**
	MCL	6	10	2000	4	5	100	-	4	15	-	2	-	50	2	5
	USEPA'S Amendments to the National Minimum Criteria*	-	-	-	-	-	-	6	-	15	40	-	100	-	-	-
	Prediction Limit (based on background data through May 2022)	1	1	88.7854	0.2	2	10	1	0.2434	10	20	2	10	2.1	1	2.4106
MW-13S	September 2018	3	**328**	24	2	1	5	2	0.647	5	**83**	1	**466**	5	1	0.713
	May 2019	3	**313**	25	2	1	5	2	0.681	5	**84**	1	**547**	5	1	0.725
	November 2019	3	**312**	26	2	1	5	2	0.786	5	**75**	1	**726**	5	1	0.732
	May 2020	3	**306**	25	2	1	5	2	0.779	5	**74**	1	**746**	5	1	0.883
	November 2020	3	**291**	28	2	1	5	2	0.778	5	**66**	1	**720**	5	1	0.855
	May 2021	3	**289**	29	2	1	5	2	0.804	5	**62**	1	**684**	5	1	0.861
	November 2021	3.000	**292.747**	31.428	2.000	1.000	5.000	2.500	0.845	5.000	**61.794**	1.000	**576.651**	5.000	1.000	0.905
	May 2022	3.000	**293.328**	32.556	2.000	1.000	5.000	2.500	0.815	5.000	**60.449**	1.000	**526.754**	5.000	1.000	0.905

Notes:
LCL = Lower Confidence Limit
Bold font with gray shading indicates 95% LCL of the mean of the last four measurements that is in exceedance of GWPS.
Bold font with green shading indicates 95% LCL of the mean of the last eight measurements that is in exceedance of GWPS.
Bold font with gold shading indicates 95% LCL of the mean based on a qualitative evaluation of dataset that may or may not have triggered a mean/LCL conflict but visually warranted evaluation of a larger dataset.
ug/L = micrograms per liter (ppb)
mg/L = milligrams per liter (ppm)
Std. Units = Standard Units
*USEPA'S *Amendments to the National Minimum Criteria (Phase One, Part One), Disposal of Coal Combustion Residuals from Electric Utilities* ; effective August 29, 2018.
The 95% LCL statistic is based on the rolling set of the four most recent individual sample results for a parameter.
LCL calculations utilize 1/2 the median non-detect (ND) reporting limit (RL) from the full date range of non-detect sample results. If RL levels changed over time, the current calculated LCL value may be larger than the most recent four ND results.
DUMPStat summary table output limits the number of significant digits reported for a calculated LCL. An exceedingly small calculated LCL value (e.g. 0.00001 mg/L) may simply be reported as 0 in the output summary.
Reporting units of measure for certain constituents in DUMPStat output tables were changed from units of mg/L (ppm) to ug/L (ppb) beginning with November 2021 LCL analysis to allow for reporting of calculated LCLs to more significant digits.
Table updated to include May 2022 assessment sampling results.

Final Date: 10/24/2022

Table 2: 95% LCL Compared to GWPS - Deep Zone

Multiunit Ash Pond System
AES Indiana
Harding Street Generating Station, Indianapolis, Indiana
ATC Project No. 170LF01277

Sample ID	Through Sample Date	Antimony	Arsenic	Barium	Beryllium	Cadmium	Chromium	Cobalt	Fluoride	Lead	Lithium	Mercury	Molybdenum	Selenium	Thallium	Radium 226/228 Combined
		ug/L	ug/L	ug/L	ug/L	ug/L	ug/L	ug/L	mg/L	ug/L	ug/L	ug/L	ug/L	ug/L	ug/L	pCi/L
	GWPS (greater of MCL/USEPA Amendment Level, or background PL)	**6**	**10**	**2000**	**4**	**5**	**100**	**6**	**4**	**15**	**40**	**2**	**100**	**50**	**2**	**5**
	MCL	6	10	2000	4	5	100	-	4	15	-	2	-	50	2	5
	USEPA'S Amendments to the National Minimum Criteria*	-	-	-	-	-	-	6	-	15	40	-	100	-	-	-
	Prediction Limit (based on background data through May 2022)	1	1.7099	76.8798	0.2	2	10	1	0.13	10	20	2	10	1	1	2.6419
MW-1D	September 2018	3	2	49	2	1	5	2	0.362	5	31	1	49	5	1	0.886
	May 2019	3	4	47	2	1	5	2	0.336	5	31	1	48	5	1	0.900
	November 2019	3	4	48	2	1	5	2	0.314	5	25	1	46	5	1	0.852
	May 2020	3	4	50	2	1	5	2	0.265	5	25	1	45	5	1	0.961
	November 2020	3	0	45	2	1	5	2	0.268	5	11	1	36	5	1	0.421
	May 2021	3	0	51	2	1	5	2	0.229	5	11	1	35	5	1	0.838
	November 2021	2.966	0.000 0.000 (N=8)	59.901	2.000	1.000	5.000	2.500	0.229	5.000	10.37 22.268 (N=8)	1.000	32.091	5.000	1.000	0.639
	May 2022	2.966	0 (N=8) 3.714 (N=16)	63.033	2.000	1.000	5.000	2.500	0.231	5.000	7.581 19.947 (N=9)	1.000	33.075	5.000	1.000	0.554
MW-2D	September 2018	3	2	27	2	1	5	2	2.532	5	35	1	**202**	5	1	0.958
	May 2019	3	1	39	2	1	5	2	1.763	5	20	1	**120**	5	1	0.990
	November 2019	3	1	48	2	1	5	2	1.209	5	28	1	65	5	1	0.905
	May 2020	3	2	52	2	1	5	2	0.859	5	30	1	56	5	1	1.427
	November 2020	3	2	63	2	1	5	2	0.981	5	**40**	1	72	5	1	1.486
	May 2021	3	2	39	2	1	5	2	0.865	5	37	1	59	5	1	1.458
	November 2021	3.000	1.876	32.306	2.000	1.000	5.000	2.500	0.796	5.000	38.926 39.230 (N=8) 57.936 (N=16)[1]	1.000	50.607 66.352 (N=8)	5.000	1.000	0.991
	May 2022	3.000	2.714	24.408	2.000	1.000	5.000	2.500	0.841	5.000	**41.697**	1.000	47.667	5.000	1.000	1.016
MW-3D	September 2018	3	3	61	2	1	5	2	0.264	5	7	1	14	5	1	0.808
	May 2019	3	2	64	2	1	5	2	0.222	5	7	1	5	5	1	0.794
	November 2019	3	2	54	2	1	5	2	0.212	5	6	1	10	5	1	0.482
	May 2020	3	3	46	2	1	5	2	0.205	5	6	1	10	5	1	0.355
	November 2020	3	3	45	2	1	5	2	0.199	5	6	1	6	5	1	0.347
	May 2021	3	3	41	2	1	5	2	0.181	5	10	1	4	5	1	0.000
	November 2021	3.000	2.915	38.902	2.000	1.000	5.000	2.500	0.15	5.000	10.000	1.000	2.971	5.000	1.000	0.637
	May 2022	3.000	2.915	41.088	2.000	1.000	5.000	2.500	0.135	5.000	10.000	1.000	5	5.000	1.000	0.758
MW-7D	September 2018	3	**443**	48	2	1	5	2	0.262	5	**108**	1	**426**	5	1	1.280
	May 2019	3	**438**	41	2	1	5	2	0.263	5	**106**	1	**467**	5	1	0.777
	November 2019	3	**422**	42	2	1	5	2	0.284	5	**97**	1	**546**	5	1	0.877
	May 2020	3	**426**	42	2	1	5	2	0.294	5	**94**	1	**554**	5	1	0.831
	November 2020	3	**405**	39	2	1	5	2	0.318	5	**87**	1	**596**	5	1	0.687
	May 2021	3	**404**	38	2	1	5	2	0.343	5	**91**	1	**629**	5	1	0.855
	November 2021	3.000	**411.387**	36.11	2.000	0.628	5.000	1.913	0.358	5.000	**92.154**	1.000	**681.681**	5.000	1.000	0.835
	May 2022	3.000	**411.292**	35.709	2.000	0.628	5.000	1.913	0.339	5.000	**92.224**	1.000	**608.405**	5.000	1.000	0.796

Final Date: 10/24/2022

Table 2: 95% LCL Compared to GWPS - Deep Zone

Multiunit Ash Pond System
AES Indiana
Harding Street Generating Station, Indianapolis, Indiana
ATC Project No. 170LF01277

Sample ID	Through Sample Date	Antimony	Arsenic	Barium	Beryllium	Cadmium	Chromium	Cobalt	Fluoride	Lead	Lithium	Mercury	Molybdenum	Selenium	Thallium	Radium 226/228 Combined
		ug/L	ug/L	ug/L	ug/L	ug/L	ug/L	ug/L	mg/L	ug/L	ug/L	ug/L	ug/L	ug/L	ug/L	pCi/L
	GWPS (greater of MCL/USEPA Amendment Level, or background PL)	**6**	**10**	**2000**	**4**	**5**	**100**	**6**	**4**	**15**	**40**	**2**	**100**	**50**	**2**	**5**
	MCL	6	10	2000	4	5	100	-	4	15	-	2	-	50	2	5
	USEPA'S Amendments to the National Minimum Criteria*	-	-	-	-	-	-	6	-	15	40	-	100	-	-	-
	Prediction Limit (based on background data through May 2022)	1	1.7099	76.8798	0.2	2	10	1	0.13	10	20	2	10	1	1	2.6419
MW-9D	September 2018	3	3	32	2	1	5	2	0.425	5	**41**	1	84	5	1	0.803
	May 2019	3	2	36	2	1	5	2	0.412	5	38	1	56	5	1	0.770
	November 2019	3	2	45	2	1	5	2	0.430	5	35	1	42	5	1	0.808
	May 2020	3	2	45	2	1	5	2	0.428	5	31	1	42	5	1	0.822
	November 2020	3	2	44	2	1	5	2	0.421	5	24	1	46	5	1	0.876
	May 2021	3	3	46	2	1	5	2	0.400	5	24	1	46	5	1	0.795
	November 2021	3.000	4.291	45.545	2.000	1.000	5.000	2.500	0.361	5.000	21.648 27.763 (N=8)	1.000	40.729	5.000	1.000	0.948
	May 2022	3.000	2.469 3.287 (N=6)	47.137	2.000	1.000	5.000	2.500	0.356	5.000	22.373	1.000	41.719	5.000	1.000	0.684
MW-9I	September 2018	3	5	30	2	1	5	2	0.538	5	33	1	**109**	5	1	0.946
	May 2019	3	4	38	2	1	5	2	0.522	5	30	1	98	5	1	0.934
	November 2019	3	4	54	2	1	5	2	0.528	5	31	1	88	5	1	0.738
	May 2020	3	4	53	2	1	5	2	0.595	5	29	1	89	5	1	0.544
	November 2020	3	4	55	2	1	5	2	0.667	5	23	1	89	5	1	0.600
	May 2021	3	4	58	2	1	5	2	0.647	5	24	1	78	5	1	0.480
	November 2021	3.000	4.21	63.972	2.000	1.000	5.000	2.500	0.714	5.000	24.199 28.414 (N=8)	1.000	85.339 96.532 (N=8) 122.452 (N=16)[1]	5.000	1.000	0.79
	May 2022	3.000	2.68	66.366	2.000	1.000	5.000	2.500	0.78	5.000	23.246	1.000	91.728 95.644 (N=8) **106.599 (N=14)**	5.000	1.000	0.716
MW-10D	September 2018	3	**331**	23	2	1	5	2	2.066	5	**58**	1	**139**	5	1	1.123
	May 2019	3	**295**	26	2	1	5	2	2.147	5	**57**	1	97	5	1	1.048
	November 2019	3	**267**	28	2	1	5	2	2.299	5	**60**	1	73	5	1	0.943
	May 2020	3	**263**	27	2	1	5	2	2.298	5	**59**	1	60	5	1	0.743
	November 2020	3	**254**	28	2	1	5	2	2.298	5	**53**	1	70	5	1	0.779
	May 2021	3	**252**	26	2	1	5	2	2.334	5	**49**	1	71	5	1	0.674
	November 2021	3.000	**186.421**	26.688	2.000	1.000	5.000	2.500	2.087	5.000	**48.145**	1.000	73.725 80.904 (N=8)	5.000	1.000	0.633
	May 2022	3.000	**136.233**	26.988	2.000	1.000	5.000	2.500	1.831	5.000	**48.125**	1.000	80.286 78.271 (N=8)	5.000	1.000	0.754
MW-11D	September 2018	3	**13**	32	2	1	5	2	0.333	5	**111**	1	5	5	1	0.912
	May 2019	3	**13**	31	2	1	5	2	0.334	5	**122**	1	5	5	1	0.887
	November 2019	3	**14**	31	2	1	5	2	0.326	5	**123**	1	5	5	1	0.834
	May 2020	3	**14**	28	2	1	5	2	0.311	5	**122**	1	5	5	1	0.782
	November 2020	3	**14**	27	2	1	5	2	0.371	5	**125**	1	5	5	1	0.834
	May 2021	3	**15**	26	2	1	5	2	0.27	5	**129**	1	5	5	1	0.680
	November 2021	3.000	**14.388**	23.199	2.000	1.000	5.000	2.500	0.264	5.000	**134.044**	1.000	5.000	5.000	1.000	0.718
	May 2022	3.000	**14.309**	22.788	2.000	1.000	5.000	2.500	0.244	5.000	**134.682**	1.000	5.000	5.000	1.000	0.655

Table 2: 95% LCL Compared to GWPS - Deep Zone

Multiunit Ash Pond System
AES Indiana
Harding Street Generating Station, Indianapolis, Indiana
ATC Project No. 170LF01277

Sample ID	Through Sample Date	Antimony	Arsenic	Barium	Beryllium	Cadmium	Chromium	Cobalt	Fluoride	Lead	Lithium	Mercury	Molybdenum	Selenium	Thallium	Radium 226/228 Combined
		ug/L	ug/L	ug/L	ug/L	ug/L	ug/L	ug/L	mg/L	ug/L	ug/L	ug/L	ug/L	ug/L	ug/L	pCi/L
	GWPS (greater of MCL/USEPA Amendment Level, or background PL)	**6**	**10**	**2000**	**4**	**5**	**100**	**6**	**4**	**15**	**40**	**2**	**100**	**50**	**2**	**5**
	MCL	6	10	2000	4	5	100	-	4	15	-	2	-	50	2	5
	USEPA'S Amendments to the National Minimum Criteria*	-	-	-	-	-	-	6	-	15	40	-	100	-	-	-
	Prediction Limit (based on background data through May 2022)	1	1.7099	76.8798	0.2	2	10	1	0.13	10	20	2	10	1	1	2.6419
MW-12D	September 2018	3	**194**	24	2	1	5	2	0.379	5	**113**	1	**217**	5	1	0.960
	May 2019	3	**203**	24	2	1	5	2	0.515	5	**101**	1	**221**	5	1	0.669
	November 2019	3	**208**	24	2	1	5	2	0.962	5	**101**	1	**215**	5	1	0.794
	May 2020	3	**194**	24	2	1	5	2	0.962	5	**101**	1	**214**	5	1	0.721
	November 2020	3	**147**	25	2	1	5	2	0.977	5	**102**	1	**203**	5	1	0.727
	May 2021	3	**215**	27	2	1	5	2	0.977	5	**75**	1	**176**	5	1	0.727
	November 2021	3.000	**308.663**	26.748	2.000	1.000	5.000	2.500	0.977	5.000	**73.705**	0.729	**164.475**	5.000	1.000	0.759
	May 2022	3.000	**384.877**	26.426	2.000	1.000	5.000	2.500	0.912	5.000	**65.88**	0.729	**153.548**	5.000	1.000	0.753
MW-13D	September 2018	3	**217**	20	2	1	5	2	0.410	5	**97**	1	**614**	5	1	1.058
	May 2019	3	**209**	21	2	1	5	2	0.415	5	**97**	1	**666**	5	1	1.366
	November 2019	3	**207**	20	2	1	5	2	0.452	5	**87**	1	**813**	5	1	1.022
	May 2020	3	**211**	19	2	1	5	2	0.446	5	**87**	1	**799**	5	1	0.852
	November 2020	3	**216**	24	2	1	5	2	0.468	5	**78**	1	**800**	5	1	0.866
	May 2021	3	**218**	20	2	1	5	1	0.507	5	**72**	1	**779**	5	1	0.837
	November 2021	3.000	**224.404**	23.878	2.000	1.000	5.000	1.327	0.555	5.000	**71.489**	1.000	**624.25**	5.000	1.000	1.034
	May 2022	3.000	**224.035**	22.697	2.000	1.000	5.000	1.327	0.527	5.000	**72.327**	1.000	**533.408**	5.000	1.000	1.416
MW-14D	September 2018	3	**113**	49	2	1	5	2	0.246	5	**551**	1	**177**	5	1	1.154
	May 2019	3	**105**	46	2	1	5	2	0.235	5	**532**	1	**181**	5	1	1.198
	November 2019	3	**99**	47	2	1	5	1	0.202	5	**488**	1	**159**	5	1	1.163
	May 2020	3	**104**	46	2	1	5	1	0.076	5	**449**	1	**159**	5	1	1.302
	November 2020	3	**100**	46	2	1	5	1	0.077	5	**378**	1	**174**	5	1	1.366
	May 2021	3	**103**	48	2	1	5	1	0.015	5	**398**	1	**189**	5	1	1.605
	November 2021	3.000	**104.386**	46.364	2.000	1.000	5.000	1.41	0.014	5.000	**498.309**	1.000	**189.714**	5.000	1.000	1.465
	May 2022	3.000	**104.451**	40.259	2.000	1.000	5.000	1.41	0.07	5.000	**496.479**	1.000	**201.183**	5.000	1.000	1.051

Notes:
LCL = Lower Confidence Limit
Bold font with gray shading indicates 95% LCL of the mean of the last four measurements that is in exceedance of GWPS.
Bold font with green shading indicates 95% LCL of the mean of the last eight or sixteen measurements that is in exceedance of GWPS.
Bold font with gold shading indicates 95% LCL of the mean based on a qualitative evaluation of dataset that may or may not have triggered a mean/LCL conflict but visually warranted evaluation of a larger dataset.
ug/L = micrograms per liter (ppb)
mg/L = milligrams per liter (ppm)
Std. Units = Standard Units
*USEPA'S *Amendments to the National Minimum Criteria (Phase One, Part One), Disposal of Coal Combustion Residuals from Electric Utilities* ; effective August 29, 2018.
The 95% LCL statistic is based on the rolling set of the four most recent individual sample results for a parameter.
1 - Exceedance not declared due to trend identified over the corresponding dataset. Datasets containing trends do not display stationality and are not appropriate to utilize for LCL calculations.
LCL calculations utilize 1/2 the median non-detect (ND) reporting limit (RL) from the full date range of non-detect sample results. If RL levels changed over time, the current calculated LCL value may be larger than the most recent four ND results.
DUMPStat summary table output limits the number of significant digits reported for a calculated LCL. An exceedingly small calculated LCL value (e.g. 0.00001 mg/L) may simply be reported as 0 in the output summary.
Reporting units of measure for certain constituents in DUMPStat output tables were changed from units of mg/L (ppm) to ug/L (ppb) beginning with November 2021 LCL analysis to allow for reporting of calculated LCLs to more significant digits.
Table updated to include May 2022 assessment sampling results.

Final Date: 10/24/2022